



# ARTS XML Video Analytics

*FTF Beta 1, v 1.0.2*

---

OMG Document Number: dtc/18-05-17

Release Date: April 2018

Normative reference: <https://www.omg.org/spec/videoanalytics/1.0.2/>

Normative Machine readable file(s):

<https://www.omg.org/spec/AXVA/schema/VideoAnalyticsEventV1.0.0.xsd>

<https://www.omg.org/spec/AXVA/schema/VideoAnalyticsMessageOrientedV1.0.0.xsd>

<https://www.omg.org/spec/AXVA/schema/VideoAnalyticsTransactionOrientedV1.0.0.xsd>

---

This OMG document replaces the submission document (retail/18-03-17, Alpha). It is an OMG Adopted Beta Specification and is currently in the finalization phase. Comments on the content of this document are welcome, and should be directed to [issues@omg.org](mailto:issues@omg.org) by August 6, 2018.

You may view the pending issues for this specification from the OMG revision issues web page

<https://issues.omg.org/issues/lists>.

The FTF Recommendation and Report for this specification will be published in October 2018. If you are reading this after that date, please download the available specification from the OMG Specifications Catalog.

## ACKNOWLEDGEMENTS

---

### Video Analytics Workteam

Chairman:

Tim Hood	SAP
Daud Yamin	Cisco

Members:

<b>Name:</b>	<b>Representing:</b>
<b>Dean Sleeper</b>	AccessVia
<b>Jianhua Cao</b>	Aimetis
<b>Jay Heavilon</b>	ARS eCommerce
<b>Bob Marsh</b>	Avidence
<b>Willy Sagefalk</b>	Axis
<b>Ralph Crabtree</b>	Brickstream
<b>Arun Hampapur</b>	IBM
<b>Frank Yeh</b>	IBM
<b>Roland Doemer</b>	IBM
<b>Ray Coulombe</b>	Cisco
<b>Steve Bath</b>	Cisco
<b>Jeff Krampf</b>	IntelliVid
<b>Ian Westmacott</b>	IntelliVid
<b>Jeff Sheldon</b>	MICROS-Retail
<b>Bob Cutting</b>	Object Video
<b>Stephen Yusko</b>	Object Video
<b>Ricardo Salas</b>	Scopix Solutions
<b>Eyal Shats</b>	Scopix Solutions
<b>Tim Hood</b>	SAP
<b>Mike Papp</b>	Target
<b>Neal DePape</b>	Target
<b>Richard Mader</b>	ARTS
<b>Richard Halter</b>	ARTS

Copyright © 2018, Object Management Group, Inc.

#### USE OF SPECIFICATION - TERMS, CONDITIONS & NOTICES

The material in this document details an Object Management Group specification in accordance with the terms, conditions and notices set forth below. This document does not represent a commitment to implement any portion of this specification in any company's products. The information contained in this document is subject to change without notice.

This specification was originally created under the ARTS IP Policy which can be found here:

<https://www.omg.org/cgi-bin/doc?retail/2017-12-01>

#### LICENSES

The companies listed above have granted to the Object Management Group, Inc. (OMG) a nonexclusive, royalty-free, paid up, worldwide license to copy and distribute this document and to modify this document and distribute copies of the modified version. Each of the copyright holders listed above has agreed that no person shall be deemed to have infringed the copyright in the included material of any such copyright holder by reason of having used the specification set forth herein or having conformed any computer software to the specification.

Subject to all of the terms and conditions below, the owners of the copyright in this specification hereby grant you a fully-paid up, non-exclusive, nontransferable, perpetual, worldwide license (without the right to sublicense), to use this specification to create and distribute software and special purpose specifications that are based upon this specification, and to use, copy, and distribute this specification as provided under the Copyright Act; provided that: (1) both the copyright notice identified above and this permission notice appear on any copies of this specification; (2) the use of the specifications is for informational purposes and will not be copied or posted on any network computer or broadcast in any media and will not be otherwise resold or transferred for commercial purposes; and (3) no modifications are made to this specification. This limited permission automatically terminates without notice if you breach any of these terms or conditions. Upon termination, you will destroy immediately any copies of the specifications in your possession or control.

#### PATENTS

The attention of adopters is directed to the possibility that compliance with or adoption of OMG specifications may require use of an invention covered by patent rights. OMG shall not be responsible for identifying patents for which a license may be required by any OMG specification, or for conducting legal inquiries into the legal validity or scope of those patents that are brought to its attention. OMG specifications are prospective and advisory only. Prospective users are responsible for protecting themselves against liability for infringement of patents.

#### GENERAL USE RESTRICTIONS

Any unauthorized use of this specification may violate copyright laws, trademark laws, and communications regulations and statutes. This document contains information which is protected by copyright. All Rights Reserved. No part of this work covered by copyright herein may be reproduced or used in any form or by any means--graphic, electronic, or mechanical, including photocopying, recording, taping, or information storage and retrieval systems--without permission of the copyright owner.

#### DISCLAIMER OF WARRANTY

WHILE THIS PUBLICATION IS BELIEVED TO BE ACCURATE, IT IS PROVIDED "AS IS" AND MAY CONTAIN ERRORS OR MISPRINTS. THE OBJECT MANAGEMENT GROUP AND THE COMPANIES LISTED ABOVE MAKE NO WARRANTY OF ANY KIND, EXPRESS OR IMPLIED, WITH REGARD TO THIS PUBLICATION, INCLUDING BUT NOT LIMITED TO ANY WARRANTY OF TITLE OR OWNERSHIP, IMPLIED WARRANTY OF MERCHANTABILITY OR WARRANTY OF FITNESS FOR A PARTICULAR PURPOSE OR USE. IN NO EVENT SHALL THE OBJECT MANAGEMENT GROUP OR ANY OF THE COMPANIES LISTED ABOVE BE LIABLE FOR ERRORS CONTAINED HEREIN OR FOR DIRECT, INDIRECT, INCIDENTAL, SPECIAL, CONSEQUENTIAL, RELIANCE OR COVER DAMAGES, INCLUDING LOSS OF PROFITS, REVENUE, DATA OR USE, INCURRED BY ANY USER OR ANY THIRD PARTY IN CONNECTION WITH THE FURNISHING, PERFORMANCE, OR USE OF THIS MATERIAL, EVEN IF ADVISED OF THE POSSIBILITY OF SUCH DAMAGES.

The entire risk as to the quality and performance of software developed using this specification is borne by you. This disclaimer of warranty constitutes an essential part of the license granted to you to use this specification.

#### RESTRICTED RIGHTS LEGEND

Use, duplication or disclosure by the U.S. Government is subject to the restrictions set forth in subparagraph (c) (1) (ii) of The Rights in Technical Data and Computer Software Clause at DFARS 252.227-7013 or in subparagraph (c)(1) and (2) of the Commercial Computer Software - Restricted Rights clauses at 48 C.F.R. 52.227-19 or as specified in 48 C.F.R. 227-7202-2 of the DoD F.A.R. Supplement and its successors, or as specified in 48 C.F.R. 12.212 of the Federal Acquisition Regulations and its successors, as applicable. The specification copyright owners are as indicated above and may be contacted through the Object Management Group, 109 Highland Avenue, Needham, MA 02494, U.S.A.

#### TRADEMARKS

CORBA<sup>®</sup>, CORBA logos<sup>®</sup>, FIBO<sup>®</sup>, Financial Industry Business Ontology<sup>®</sup>, FINANCIAL INSTRUMENT GLOBAL IDENTIFIER<sup>®</sup>, IIOP<sup>®</sup>, IMM<sup>®</sup>, Model Driven Architecture<sup>®</sup>, MDA<sup>®</sup>, Object Management Group<sup>®</sup>, OMG<sup>®</sup>, OMG Logo<sup>®</sup>, SoaML<sup>®</sup>, SOAML<sup>®</sup>, SysML<sup>®</sup>, UAF<sup>®</sup>, Unified Modeling Language<sup>®</sup>, UML<sup>®</sup>, UML Cube Logo<sup>®</sup>, VSIPL<sup>®</sup>, and XMI<sup>®</sup> are registered trademarks of the Object Management Group, Inc.

For a complete list of trademarks, see: [http://www.omg.org/legal/tm\\_list.htm](http://www.omg.org/legal/tm_list.htm). All other products or company names mentioned are used for identification purposes only, and may be trademarks of their respective owners.

#### COMPLIANCE

The copyright holders listed above acknowledge that the Object Management Group (acting itself or through its designees) is and shall at all times be the sole entity that may authorize developers, suppliers and sellers of computer software to use certification marks, trademarks or other special designations to indicate compliance with these materials.

Software developed under the terms of this license may claim compliance or conformance with this specification if and only if the software compliance is of a nature fully matching the applicable compliance points as stated in the specification. Software developed only partially matching the applicable compliance points may claim only that the software was based on this specification, but may not claim compliance or conformance with this specification. In the event that testing suites are implemented or approved by Object Management Group, Inc., software developed using this specification may claim compliance or conformance with the specification only if the software satisfactorily completes the testing suites.

OMG's Issue Reporting Procedure

All OMG specifications are subject to continuous review and improvement. As part of this process we encourage readers to report any ambiguities, inconsistencies, or inaccuracies they may find by completing the Issue Reporting Form listed on the main web page <https://www.omg.org>, under Documents, Report a Bug/Issue.

## TABLE OF CONTENTS

<b>ARTS XML VIDEO ANALYTICS RFC.....</b>	<b>1</b>
<b>ACKNOWLEDGEMENTS.....</b>	<b>2</b>
<b>PREFACE.....</b>	<b>16</b>
<b>1. ABSTRACT.....</b>	<b>17</b>
1.1 OVERVIEW .....	17
1.2 AREA OF INTEREST.....	18
1.3 OBJECT OF INTEREST.....	20
1.4 ARTS DOMAIN MODELS.....	20
1.5 PROJECT SCOPE FOR VERSION 1.0.....	23
1.6 OUT OF SCOPE FOR VERSION 1.0.....	24
<b>2. CONFORMANCE.....</b>	<b>25</b>
<b>3. USE CASE: TRAFFIC IDENTIFICATION AND COUNTING.....</b>	<b>27</b>
3.1 SCENARIO: HOW MANY PEOPLE ENTER, EXIT, OR PASS DIRECTIONALLY THROUGH A USER DEFINED ZONE?...27	
3.2 SCENARIO: BOUNDARY DIRECTION EVENT.....	30
3.3 SCENARIO: BOUNDARY ENTRY EVENT .....	34
3.4 SCENARIO: COUNT SHOPPING UNITS.....	36
3.5 SCENARIO: THRESHOLD EVENT .....	39
<b>4. USE CASE: CUSTOMER IDENTIFICATION.....</b>	<b>42</b>
4.1 SCENARIO: SHOPPING UNITS IN QUEUE.....	42
4.2 SCENARIO: REQUEST QUEUE LENGTH FOR ALL REGISTERS.....	45
4.3 SCENARIO: QUEUE LENGTH .....	47
4.4 SCENARIO: QUEUE WAIT TIME .....	49
4.5 SCENARIO: REPORT THE AVERAGE QUEUE WAIT TIME .....	52
4.6 SCENARIO: OVER ALL THE FRONT OF STORE REGISTERS, QUERY THE AVERAGE QUEUE WAIT TIME OVER THE LAST 12 HOURS .....	55
4.7 SCENARIO: AVERAGE QUEUE LENGTH.....	57
4.8 SCENARIO: WHEN CHECKOUT LINES EXCEED A SPECIFIED LENGTH, ADDITIONAL CHECKOUTS NEED TO BE OPENED.....	59
<b>5. USE CASE: LP – SAFETY.....</b>	<b>62</b>
5.1 SCENARIO: WATER ON THE FLOOR...SAFETY PROBLEM .....	62
5.2 SCENARIO: SLIP AND FALL EVENT .....	65
5.3 SCENARIO: ABNORMAL BEHAVIOR IN THE PARKING LOT EVENT .....	68
5.4 SCENARIO: AMBER ALERTS QUERY .....	70

5.5	SCENARIO: LOST CHILD .....	79
5.6	SCENARIO: OBJECT ABANDONED IN THE AISLE .....	84
<b>6.</b>	<b>USE CASE: LP – LOSS PREVENTION - VIDEO ASSET SURVEILLANCE.....</b>	<b>88</b>
6.1	SCENARIO: HIGH DOLLAR ITEMS REMOVED FROM SHELF .....	89
6.2	SCENARIO: SHELF SWEEP (WIPEOUT) OF A LARGE QUANTITY OF ITEMS .....	91
6.3	SCENARIO: SUSPICIOUS PERSON MOVEMENT OCCURRED .....	94
<b>7.</b>	<b>USE CASE: MERCHANDISING (UNDERSTAND AND INFLUENCE CUSTOMER BEHAVIOR)...</b>	<b>98</b>
7.1	SCENARIO: COUNT PEOPLE PASSING A DISPLAY .....	98
7.2	SCENARIO - COUNT THE NUMBER OF PEOPLE WHO REMOVE MERCHANDISE FROM THE DISPLAY .....	101
7.3	SCENARIO: COUNT PEOPLE WHO LINGER AT A DISPLAY .....	103
7.4	SCENARIO: COUNT THE NUMBER WHO ARE FACING THE DISPLAY FOR A PERIOD OF TIME.....	106
7.5	SCENARIO: COUNT PEOPLE LOOKING AT VIDEO GAME ON ENDCAP .....	108
<b>8.</b>	<b>USE CASE: TRAINING.....</b>	<b>112</b>
8.1	SCENARIO: MEASURE CUSTOMER-ASSOCIATE INTERACTION TIME .....	112
<b>9.</b>	<b>USE CASE: PRODUCT RESTOCKING .....</b>	<b>115</b>
9.1	SCENARIO: PRODUCT RESTOCKING.....	115
9.2	SCENARIO: PEOPLE LOITERING – CUSTOMER SERVICE OPPORTUNITY .....	118
9.3	SCENARIO: PEOPLE LOITERING – LOSS PREVENTION .....	119
<b>10.</b>	<b>USE CASE: PRODUCT AFFINITY ANALYSIS.....</b>	<b>122</b>
10.1	SCENARIO: IDENTIFY OTHER PRODUCTS PURCHASED BY IDENTIFYING WHICH DROVE PURCHASE OF THE OTHER. 122	
<b>11.</b>	<b>USE CASE: OPERATIONS.....</b>	<b>126</b>
11.1	SCENARIO: LABOR MANAGEMENT .....	126
<b>12.</b>	<b>USE CASE: STORE LAYOUT .....</b>	<b>129</b>
12.1	SCENARIO: TRAFFIC PATTERNS .....	129
<b>13.</b>	<b>USE CASE: CUSTOMER RELATIONSHIP MANAGEMENT (CRM) .....</b>	<b>133</b>
13.1	SCENARIO: TARGETED STORE SIGNAGE .....	133
13.2	SCENARIO: STORE SIGNAGE – CUSTOMER DEMOGRAPHICS .....	135
13.3	SCENARIO: SHOPPER SEGMENTATION PROFILE .....	138
<b>14.</b>	<b>USE CASE: INVENTORY MANAGEMENT.....</b>	<b>141</b>
14.1	SCENARIO: EMPTY, PARTIALLY EMPTY SHELVES .....	141
14.2	SCENARIO: RAPIDLY EMPTYING SHELVES (CHANGE PER UNIT TIME).....	144
14.3	SCENARIO: END CAP COMPLIANCE .....	146
<b>15.</b>	<b>USE CASE: WAREHOUSE.....</b>	<b>150</b>

15.1	SCENARIO: VEHICLE AT THE LOADING DOCK .....	150
15.2	SCENARIO: WATCHING PRODUCT ORIENTATION.....	153
15.3	SCENARIO: BUILD WALL OF PRODUCTS TO HIDE ACTIVITY.....	156
<b>16.</b>	<b>USE CASE: PARKING SPACE MANAGEMENT .....</b>	<b>160</b>
16.1	SCENARIO: PARKING TIME EXCEEDED. ....	160
16.2	SCENARIO: DIRECTING CUSTOMERS TO EMPTY PARKING SPACES .....	162
<b>17.</b>	<b>USE CASE: VENDOR.....</b>	<b>165</b>
17.1	SCENARIO: FEEDBACK CUSTOMER DWELL TIME. ....	165
<b>18.</b>	<b>USE CASE: POS .....</b>	<b>168</b>
18.1	SCENARIO: VERIFY STAFF MEMBER PRESENT AT REGISTER .....	168
18.2	SCENARIO: CUSTOMER PRESENT OR ARRIVING AT THE REGISTER BUT NO CASHIER PRESENT. ....	171
18.3	SCENARIO: DETERMINE IF A CUSTOMER PRESENT AT A REGISTER AT SPECIFIC TIME (REQUEST RESPONSE – NO EVENT).....	174
18.4	SCENARIO: DETERMINE IF MERCHANDISE PRESENT AT SPECIFIC REGISTER AT SPECIFIC POINT TIME (REQUEST, RESPONSE – NO EVENT).....	176
18.5	SCENARIO: TOP OF TROLLEY IS NOT EMPTY .....	178
18.6	SCENARIO: PRODUCT IDENTIFIED IN BOTTOM OF CART .....	180
18.7	SCENARIO: SELF SERVICE ITEM COUNTING.....	182
<b>19.</b>	<b>STAFF MANAGEMENT AND MONITORING .....</b>	<b>185</b>
19.1	SCENARIO: NOTIFY WHEN ASSOCIATE ENTERS A SECURE ZONE .....	185
<b>20.</b>	<b>REFERENCED DOCUMENTS .....</b>	<b>189</b>
<b>21.</b>	<b>DOCUMENT HISTORY.....</b>	<b>190</b>
<b>22.</b>	<b>GLOSSARY.....</b>	<b>191</b>
<b>23.</b>	<b>APPENDIX: IDENTIFIED FOR POTENTIAL FUTURE RELEASES .....</b>	<b>192</b>
23.1	SCENARIO: EVENT GENERATED FOR EACH CUSTOMER WHO ENTERS OR EXITS THE STORE.....	192
23.2	SCENARIO: EVENT GENERATED WHEN THE NUMBER OF PEOPLE IN THE STORE DROPS BELOW A SPECIFIC NUMBER 192	
23.3	SCENARIO: QUERY THE NUMBER OF PEOPLE IN THE STORE AT THE CURRENT TIME .....	192
23.4	SCENARIO: QUERY THE NUMBER OF PEOPLE IN THE STORE AT A SPECIFIC TIME IN THE PAST .....	192
23.5	SCENARIO: HOW MANY SHOPPING UNITS ARE PREDICTED TO WAIT MORE THAN X MINUTES IN A LINE? ..	192
23.6	SCENARIO: EVENT GENERATED WHEN X SHOPPING UNITS HAVE WAITED OVER Y MINUTES IN A LINE?... 193	
23.7	SCENARIO: EVENT GENERATED WHEN X SHOPPING UNITS ARE PREDICTED TO WAIT OVER Y MINUTES IN A LINE? 193	
23.8	SCENARIO: LOADING DOCK LOAD FACTORS .....	193
23.9	USE CASE: LICENSE PLATE RECOGNITION (OUT OF SCOPE).....	193



23.10 SCENARIO: BABY FORMULA HEIST NOTIFYING OTHER STORES TO LOOK OUT FOR THIS LICENSE NUMBER(S)..... 193

23.11 SCENARIO: CO-OP DOLLARS BASED UPON RECOGNITION OF CUSTOMER EFFECTIVENESS OF COUPONS. (OUT OF SCOPE?)..... 193

23.12 SCENARIO: IDENTIFY OTHER POTENTIAL AFFINITY BY WATCHING CUSTOMER PURCHASE ITEM A THEN GO TO LOOK AT OTHER ITEMS WHICH ARE NOT PURCHASED. .... 193

23.13 SCENARIO – BLOCKING FIRE EXIT ..... 194

23.14 SCENARIO: EVALUATE ADVERTISING EFFECTIVENESS (STORE SIGNAGE)..... 194

23.15 SCENARIO: EVALUATE ADVERTISING EFFECTIVENESS (STORE SIGNAGE)..... 194

23.16 SCENARIO: IDENTIFYING ITEMS ON THE SCALE (OUT OF SCOPE) ..... 194

23.17 USE CASE: INFORMATION RETRIEVAL (OUT OF SCOPE) ..... 194

23.18 SCENARIO: MANAGER REQUIRED PRESENCE FOR CERTAIN TRANSACTIONS. (DEFERRED TO NEXT VER OF SPEC) 195

23.19 SCENARIO: TRANSACTION GOING ON WITH CUSTOMER PRESENT BUT NO MERCHANDISE PRESENT (DEFER TO NEXT VER OF SPEC) ..... 196

23.20 SCENARIO: TRACKING ITEMS BEING SCANNED AT CHECKOUT COUNTER. (DEFER TO TO NEXT VER OF SPEC) 196

23.21 SCENARIO: TRANSACTION GOING ON WHEN NO CUSTOMER PRESENT (DEFERRED TO FUTURE VER OF SPEC) 197

23.22 SCENARIO: CUSTOMER REACHING INTO THE CASH DRAWER (DEFFER TO NEXT VERSION OF SPEC) ..... 198

23.23 SCENARIO: INTELLIGENT FILTERING OF POS TRANSACTIONS TO DETECT ILLEGAL RETURNS ..... 199

23.24 SCENARIO - COUNT THE NUMBER OF PEOPLE WHO LINGER IN FRONT OF THE DISPLAY AND REMOVE MERCHANDISE FROM THE DISPLAY (DUPLICATE INFORMATION) ..... 199

23.25 SCENARIO- COUNT THE NUMBER OF PEOPLE WHO LINGER IN FRONT OF THE DISPLAY AND ARE FACING A DISPLAY FOR A PERIOD OF TIME AND REMOVE MERCHANDISE FROM THE DISPLAY (DUPLICATE INFORMATION) .... 200

23.26 SCENARIO- COUNT THE NUMBER OF PEOPLE CUSTOMER-ASSOCIATE GROUPING FOR A GIVEN TIME PERIOD. (FUTURE – NEED WAY TO IDENTIFY ASSOCIATES VS CUSTOMERS) ..... 200

23.27 SCENARIO: OPTIMIZE LOCATION OF RELATED MERCHANDISE TO DRIVE INCREASED BASKET SIZES (THE ANALYSIS IS UP TO SOME OTHER SYSTEM) ..... 201

**Table of Figures**

Figure 1: Video Analytics Model ..... 17

Figure 2: Pre-Defined Area of Interest ..... 18

Figure 3: Reserved for Future Definitions ..... 18

Figure 4: Front Door Boundary Area of Interest ..... 18

Figure 5: Camera View Area of Interest..... 19

Figure 6: Path Area of View ..... 19

Figure 7: Register Checkout Queue Area of Interest..... 19

Figure 8: Stairs Zone Area of Interest ..... 20

Figure 9: One Object over Multiple Areas of Interest ..... 20

Figure 10: Root Elements .....21

Figure 11: Complex Type Content .....21

Figure 12: Base Complex Type Model.....21

Figure 13: Sequence Model Group.....22

Figure 14: Choice Model Group.....22

Figure 15: Choice Model Group Embedded within a Sequence Model Group .....22

Figure 16: Derivation by Extension.....23

Figure 17: Anonymous Complex Types.....23

Figure 18: People Passing Through a Zone Request/Response Domain View.....28

Figure 19: Boundary Direction Event Domain View .....31

Figure 20: Boundary Entry Event Domain View .....35

Figure 21: Count Shopping Units Request/Response Domain View.....37

Figure 22: Threshold Event Domain View .....40

Figure 23: Shopping Units in Queue Request/Response Domain View .....43

Figure 24: Request Queue Length For All Registers Request/Response Domain View .....45

Figure 25: Queue Length Event Domain View .....48

Figure 26: Excessive Queue Wait Time Request/Response Domain View.....50

Figure 27: Report the Average Queue Wait Time Event Domain View .....53

Figure 28: Average Wait Time Query Request/Response Domain View.....55

Figure 29: Average Queue Length Request/Response Domain View .....57

Figure 30: Checkout Lines Exceed a Specified Length Event Domain View .....60

Figure 31: Water Spill - Safety Problem Event Domain View .....63

Figure 32: Slip and Fall Event Domain View.....66

Figure 34: Abnormal Behavior in the Parking Event Lot Domain View.....69

Figure 35: Amber Alerts Event Domain View .....71

Figure 36: Lost Child Domain View .....80

Figure 37: Object abandoned in the aisle Domain View .....85

Figure 38: Video Asset Surveillance Domain View.....88

Figure 39: Shelf Sweep Domain View .....92

Figure 40: Suspicious Person Movement Domain View .....95

Figure 41: Count People Passing a Display Domain View .....99

Figure 42: Count People Who Pickup Items Domain View .....101

Figure 43: Count People Who Linger Domain View .....104

Figure 44: Count People Who are Facing a Display Domain View .....107

Figure 45: Count People Playing Video Game on Endcap Domain View.....109

Figure 46: Training Domain View .....113

Figure 47: Product Restocking Domain View .....115

Figure 48: People Loitering – Customer Service Opportunity Domain View .....118

Figure 49: People Loitering – Loss Prevention Domain View .....120

Figure 50: Product Affinity Analysis Domain View .....123

Figure 51: Labor Management Domain View .....127

Figure 52: Traffic Patterns Domain View .....130

Figure 53: Targeted Store Signage Domain View .....134

Figure 54: Store Signage - Customer Demographics Domain View .....136

Figure 55: Shopper Segmentation Profile Domain View .....139

Figure 56: Empty, Partially Empty Shelves Domain View .....142

Figure 57: Rapidly Emptying Shelves Domain View.....145

Figure 58: End Cap Compliance Domain View .....147

Figure 59: Vehicle at the Loading Dock Domain View .....151

Figure 60: Watching Product Orientation Domain View .....154

Figure 61: Build Wall of Products to Hide Activity Domain View.....157

Figure 62: Parking Time Exceeded Domain View .....161

Figure 63: Directing Customers to Empty Parking Spaces Domain View .....163

Figure 64: Feedback Customer Dwell Time Domain View .....166

Figure 65: Verify Staff Member Present at Register Domain View .....169

Figure 66: Customer present at the register but no cashier present Domain View .....172

Figure 67: Determine If a Customer Present at a Register at Specific Time Domain View .....175

Figure 68: Determine if merchandise present at specific register at specific point time Domain View .....177

Figure 69: Top of Trolley is Not Empty Domain View.....179

Figure 70: Product identified in bottom of cart Domain View .....181

Figure 71: Self Service Item Counting Domain View .....183

Figure 72: Notify when Associate enters a secure zone Domain View .....186

**Table of ARTS XML XML Samples**

3.1.1 ARTS XML Conformance XML Instance Document – People Passing through a Zone Event.....28

3.1.2 ARTS XML Conformance XML Instance Document – People Passing through a Zone - Request.....29

3.1.2 ARTS XML Conformance XML Instance Document – People Passing through a Zone - Response .....29

3.2.1 ARTS XML Conformance XML Instance Document – Boundary Direction Event .....32

3.2.2 ARTS XML Conformance XML Instance Document – Boundary Direction Request.....32

3.2.2 ARTS XML Conformance XML Instance Document – Boundary Direction Response .....33

3.3 ARTS XML Conformance XML Instance Document – Boundary Entry Event .....36

3.4.1 ARTS XML Conformance XML Instance Document - Count Shopping Units - Event.....37

3.4.2 ARTS XML Conformance XML Instance Document - Count Shopping Units - Request .....37

3.4.2 ARTS XML Conformance XML Instance Document - Count Shopping Units - Response.....38

3.5 ARTS XML Conformance XML Instance Document – Threshold Event.....41

4.1.1 ARTS XML Conformance XML Instance Document – Shopping Units in Queue Event .....43

4.1.2 ARTS XML Conformance XML Instance Document – Shopping Units in Queue Request.....44

4.1.2 ARTS XML Conformance XML Instance Document – Shopping Units in Queue Response.....44

4.2 ARTS XML Conformance XML Instance Document – Request Queue Length for All Registers in Store – Request.....46

4.2 ARTS XML Conformance XML Instance Document – Request Queue Length for All Registers in Store - Response .....46

4.3 ARTS XML Conformance XML Instance Document – Queue Length Event .....49

4.4.2 ARTS XML Conformance XML Instance Document – Excessive Queue Wait Time Request.....51

4.4.2 ARTS XML Conformance XML Instance Document –Queue Wait Time Response .....51

4.5 ARTS XML Conformance XML Instance Document –Report the Average Queue Wait Time Request.....53

4.5 ARTS XML Conformance XML Instance Document –Report the Average Queue Wait Time Response .....54

4.6 ARTS XML Conformance XML Instance Document – Average Wait Time Query - Request .....55

4.6 ARTS XML Conformance XML Instance Document – Average Wait Time Query - Response .....56

4.7 ARTS XML Conformance XML Instance Document - Average Queue Length - Request .....57

4.7 ARTS XML Conformance XML Instance Document - Average Queue Length - Response .....58

4.8 ARTS XML Conformance XML Instance Document – Checkout Lines Exceed a Specified Length Event .....61

5.1.1 ARTS XML Conformance XML Instance Document – Water Spill - Safety Problem Event.....64

5.1.2 ARTS XML Conformance XML Instance Document – Water Spill - Safety Problem -Request.....64

5.1.2 ARTS XML Conformance XML Instance Document – Water Spill - Safety Problem - Response .....64

5.2 ARTS XML Conformance XML Instance Document – Slip and Fall - Event .....66

5.2.2 ARTS XML Conformance XML Instance Document – Real-time validation of slip & fall claims Request.....67

5.2.2 ARTS XML Conformance XML Instance Document – Real-time validation of slip & fall claims Response...67

5.3 ARTS XML Conformance XML Instance Document – Abnormal Behavior in the Parking Lot - Event.....69

5.4.1 ARTS XML Conformance XML Instance Document – Amber Alerts - Request .....72

5.4.1 ARTS XML Conformance XML Instance Document – Amber Alerts - Response.....73

5.4.2 ARTS XML Conformance XML Instance Document – Find Red Cars - Request.....74

5.4.2 ARTS XML Conformance XML Instance Document – Find Red Cars - Response.....74

5.4.3 ARTS XML Conformance XML Instance Document – Find Car Path - Request.....75

5.4.3 ARTS XML Conformance XML Instance Document – Find Car Path - Response .....76

5.4.4 ARTS XML Conformance XML Instance Document – find path of the driver prior to getting in the car - Request.....77

5.4.4 ARTS XML Conformance XML Instance Document – find path of the driver prior to getting in the car - Response .....78

5.5.1 ARTS XML Conformance XML Instance Document – track the parent back to entry in the store - Request...81

5.5.1 ARTS XML Conformance XML Instance Document – track the parent back to entry in the store – Response81

5.5.2 ARTS XML Conformance XML Instance Document – Find all persons with these characteristics - Request..82

5.5.2 ARTS XML Conformance XML Instance Document – Find all persons with these characteristics w –  
Response ..... 83

5.6.1 ARTS XML Conformance XML Instance Document – Object abandoned in the aisle Event..... 85

5.6.2 ARTS XML Conformance XML Instance Document – Object abandoned in the aisle Request ..... 86

5.6.2 ARTS XML Conformance XML Instance Document – Object abandoned in the aisle Response..... 86

6.1.1 ARTS XML Conformance XML Instance Document – High Dollar Items Removed from Shelf Event.....89

6.1.2 ARTS XML Conformance XML Instance Document – High Dollar Items Removed from Shelf – Request ....90

6.1.2 ARTS XML Conformance XML Instance Document – High Dollar Items Removed from Shelf - Response ..90

6.2.1 ARTS XML Conformance XML Instance Document – Shelf Sweep Event.....92

6.2.2 ARTS XML Conformance XML Instance Document – Shelf Sweep - Request.....93

6.2.2 ARTS XML Conformance XML Instance Document – Shelf Sweep - Response.....93

6.3.1 ARTS XML Conformance XML Instance Document – Suspicious Person Movement - Event .....95

6.3.2 ARTS XML Conformance XML Instance Document – Suspicious Person Movement - Request.....96

6.3.2 ARTS XML Conformance XML Instance Document – Suspicious Person Movement - Response .....96

7.1.1 ARTS XML Conformance XML Instance Document – Count People Passing a Display - Event.....99

7.1.2 ARTS XML Conformance XML Instance Document – Count People Passing a Display - Request .....99

7.1.2 ARTS XML Conformance XML Instance Document – Count People Passing a Display - Response.....100

7.2.2 ARTS XML Conformance XML Instance Document – Count People Who Pickup Items - Request.....102

7.2.2 ARTS XML Conformance XML Instance Document – Count People Who Pickup Items - Response .....102

7.3.1 ARTS XML Conformance XML Instance Document – Count People Who Linger - Event.....104

7.3.2 ARTS XML Conformance XML Instance Document – Count People Who Linger - Request .....105

7.3.2 ARTS XML Conformance XML Instance Document – Count People Who Linger - Response.....105

7.4 ARTS XML Conformance XML Instance Document – Count People Who are Facing a Display – Request ....107

7.4 ARTS XML Conformance XML Instance Document – Count People Who are Facing a Display – Response..108

7.5.1 ARTS XML Conformance XML Instance Document – Count People Playing Video Game on Endcap - Event  
..... 109

7.5.2 ARTS XML Conformance XML Instance Document – Count People Playing Video Game on Endcap -  
Request..... 110

7.5.2 ARTS XML Conformance XML Instance Document – Count People Playing Video Game on Endcap -  
Response ..... 110

8.1 ARTS XML Conformance XML Instance Document – Measure Customer-Associate Interaction Time – Request  
..... 113

8.1 ARTS XML Conformance XML Instance Document – Measure Customer-Associate Interaction Time –  
Response ..... 114

9.1.1 ARTS XML Conformance XML Instance Document – Product Restocking - Event ..... 115

9.1.2 ARTS XML Conformance XML Instance Document – Product Restocked - Event..... 116

9.1.3 ARTS XML Conformance XML Instance Document – Product Restocking - Request..... 116

9.1.3 ARTS XML Conformance XML Instance Document – Product Restocking - Response ..... 117

9.2 ARTS XML Conformance XML Instance Document – People Loitering – Event ..... 119

9.3 ARTS XML Conformance XML Instance Document – People Loitering – Loss Prevention..... 120

10.1 ARTS XML Conformance XML Instance Document – Product Affinity Analysis - Request..... 123

10.1 ARTS XML Conformance XML Instance Document – Product Affinity Analysis - Response ..... 124

11.1.1 ARTS XML Conformance XML Instance Document – Labor Management - Event ..... 127

12.1 ARTS XML Conformance XML Instance Document – Traffic Patterns – Request ..... 130

12.1 ARTS XML Conformance XML Instance Document – Traffic Patterns – Response ..... 131

13.1 ARTS XML Conformance XML Instance Document – Targeted Store Signage - Request..... 134

13.1 ARTS XML Conformance XML Instance Document – Targeted Store Signage - Response ..... 135

13.2 ARTS XML Conformance XML Instance Document – Store Signage – Customer Demographics - Request . 137

13.2 ARTS XML Conformance XML Instance Document – Store Signage – Customer Demographics - Response  
..... 137

13.3 ARTS XML Conformance XML Instance Document – Shopper Segmentation Profile - Request ..... 139

13.3 ARTS XML Conformance XML Instance Document – Shopper Segmentation Profile - Response..... 140

14.1.1 ARTS XML Conformance XML Instance Document – Empty, Partially Empty Shelves - Event ..... 142

14.1.2 ARTS XML Conformance XML Instance Document – Empty, Partially Empty Shelves - Request ..... 143

14.1.2 ARTS XML Conformance XML Instance Document – Empty, Partially Empty Shelves - Response..... 143

14.2.1 ARTS XML Conformance XML Instance Document – Rapidly Emptying Shelves - Event..... 145

14.3.1 ARTS XML Conformance XML Instance Document – End Cap Compliance - Event ..... 147

14.3.2 ARTS XML Conformance XML Instance Document – End Cap Compliance - Request..... 148

14.3.2 ARTS XML Conformance XML Instance Document – End Cap Compliance - Response..... 148

15.1.1 ARTS XML Conformance XML Instance Document – Vehicle at the Loading Dock – Event..... 151

15.1.2 ARTS XML Conformance XML Instance Document – Vehicle at the Loading Dock - Request ..... 152

15.1.2 ARTS XML Conformance XML Instance Document – Vehicle at the Loading Dock - Response..... 152

15.2.1 ARTS XML Conformance XML Instance Document – Watching product orientation on conveyor belt -  
Event ..... 155

**Request/Response** 15.2.2 ARTS XML Conformance XML Instance Document – Watching product orientation –  
Request..... 155

15.2.2 ARTS XML Conformance XML Instance Document – Watching product orientation - Response..... 156

15.3.1 ARTS XML Conformance XML Instance Document – Build Wall of Products to Hide Activity - Event.... 158

15.3.1 ARTS XML Conformance XML Instance Document – Build Wall of Products to Hide Activity - Request 158

15.3.1 ARTS XML Conformance XML Instance Document – Build Wall of Products to Hide Activity - Response  
..... 159

16.1 ARTS XML Conformance XML Instance Document – Parking Time Exceeded - Event ..... 161

16.2 ARTS XML Conformance XML Instance Document – Directing Customers to Empty Parking Spaces -  
Request..... 163

16.2 ARTS XML Conformance XML Instance Document – Directing Customers to Empty Parking Spaces -  
Response ..... 163

17.1 ARTS XML Conformance XML Instance Document – Feedback Customer Dwell Time - Request ..... 166

17.1 ARTS XML Conformance XML Instance Document – Feedback Customer Dwell Time - Response ..... 167

18.1.1 ARTS XML Conformance XML Instance Document – Verify Staff Member Present at Register - Event ... 169

18.1.2 ARTS XML Conformance XML Instance Document – Verify Staff Member Present at Register - Request 170

18.1.2 ARTS XML Conformance XML Instance Document – Verify Staff Member Present at Register - Response  
..... 170

18.2.1 ARTS XML Conformance XML Instance Document – Customer present at the register but no cashier present  
- Event..... 172

18.2.2 ARTS XML Conformance XML Instance Document – Customer present at the register but no cashier present  
- Request ..... 173

18.2.2 ARTS XML Conformance XML Instance Document – Customer present at the register but no cashier present  
- Response..... 174

18.3 ARTS XML Conformance XML Instance Document – Determine If a Customer Present at a Register at  
Specific Time – Request ..... 175

18.3 ARTS XML Conformance XML Instance Document – Determine If a Customer Present at a Register at  
Specific Time - Response..... 176

18.4 ARTS XML Conformance XML Instance Document – Determine if merchandise present at specific register at  
specific point time - Request..... 177

18.4 ARTS XML Conformance XML Instance Document – Determine if merchandise present at specific register at  
specific point time - Request..... 178

18.5 ARTS XML Conformance XML Instance Document – Top of Trolley is Not Empty - Event..... 179

18.6 ARTS XML Conformance XML Instance Document – Product identified in bottom of cart - Event ..... 182

18.7 ARTS XML Conformance XML Instance Document – Self Service Item Counting - Event ..... 183

19.1.1 ARTS XML Conformance XML Instance Document – Notify When Associate Enters a Secure Zone - Event  
..... 186

19.1.2 ARTS XML Conformance XML Instance Document – Notify When Associate Enters a Secure Zone -  
Request..... 187

19.1.2 ARTS XML Conformance XML Instance Document – Notify When Associate Enters a Secure Zone -  
Response ..... 187

## PREFACE

---

### OMG

Founded in 1989, the Object Management Group, Inc. (OMG) is an open membership, not-for-profit computer industry standards consortium that produces and maintains computer industry specifications for interoperable, portable, and reusable enterprise applications in distributed, heterogeneous environments. Membership includes Information Technology vendors, end users, government agencies, and academia.

OMG member companies write, adopt, and maintain its specifications following a mature, open process. OMG's specifications implement the Model Driven Architecture® (MDA®), maximizing ROI through a full-lifecycle approach to enterprise integration that covers multiple operating systems, programming languages, middleware and networking infrastructures, and software development environments. OMG's specifications include: UML® (Unified Modeling Language™); CORBA® (Common Object Request Broker Architecture); CWM™ (Common Warehouse Metamodel); and industry-specific standards for dozens of vertical markets.

More information on the OMG is available at <http://www.omg.org/>.

### OMG Specifications

As noted, OMG specifications address middleware, modeling and vertical domain frameworks. All OMG Specifications are available from the OMG website at:

<https://www.omg.org/spec>

All of OMG's formal specifications may be downloaded without charge from our website. (Products implementing OMG specifications are available from individual suppliers.) Copies of specifications, available in PostScript and PDF format, may be obtained from the Specifications Catalog cited above or by contacting the Object Management Group, Inc. at:

OMG Headquarters  
109 Highland Avenue  
Needham, MA 02494  
USA  
Tel: +1-781-444-0404  
Fax: +1-781-444-0320  
Email: [pubs@omg.org](mailto:pubs@omg.org)

Certain OMG specifications are also available as ISO standards. Please consult <http://www.iso.org>

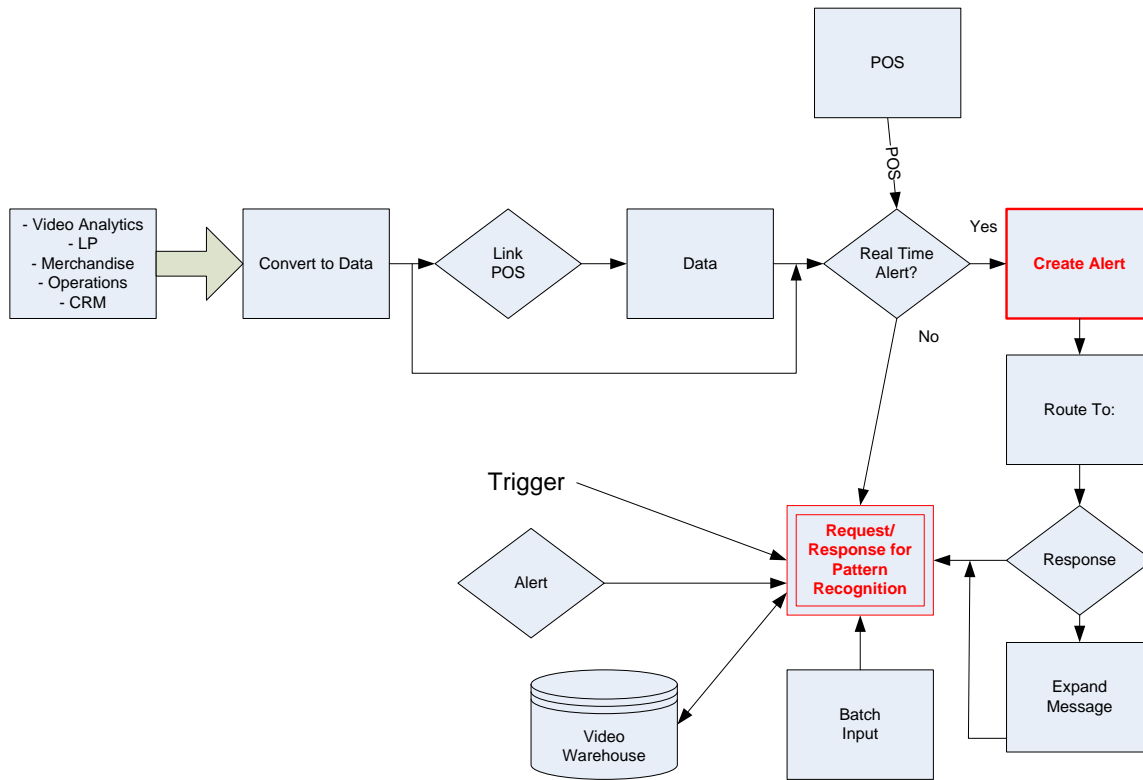
### Issues

The reader is encouraged to report any technical or editing issues/problems with this specification to [https://www.omg.org/report\\_issue.htm](https://www.omg.org/report_issue.htm).



# 1. ABSTRACT

## 1.1 Overview

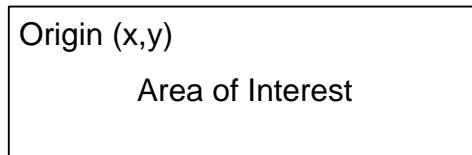


**Figure 1: Video Analytics Model**

Video Analytics is the emerging technology where computer vision is used to capture behavior and events as well as filter and manage real time video for security and store intelligence. Video surveillance has traditionally been used in Retail for loss prevention. Retailers have come to realize that video analytics makes it possible to not only support loss prevention but also to provide safety, analyze store operations, customer behavior to enhance the shopping experience, decrease shrinkage, and increase sales. Today there are a number of video analytic products that identify behaviors, events, and trends captured on video. Given the complexity of developing video analytic products, vendors may optimize their products for specific behaviors such as people counting, line queuing, packages left behind, or tracking people and assets. When a Retailer or third party creates an application that analyzes a range of behaviors and events, it may require working with several video analytic products. Retailers are therefore seeking a standard to easily integrate events detected by multiple video analytic products and access the analytic results that describe the different behaviors.

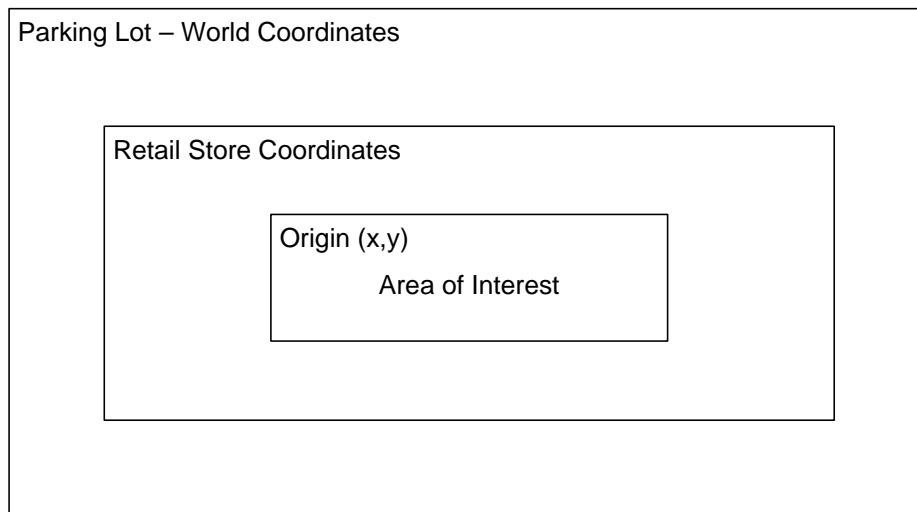
## 1.2 Area of Interest

An Area of Interest is the physical area being analyzed for this message. For version 1, it is a pre-condition that the areas of interest are already configured in the video analytic system.



**Figure 2: Pre-Defined Area of Interest**

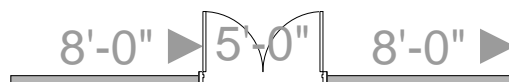
In future versions, the area of interest might be dynamic with the coordinate system following standard graphics programming. To that end, this schema defines the origin of the coordinate system for the information in the area of interest to be at the upper left corner of the area (similar to a viewport). Following this pattern, the positive increasing x-coordinate starts at the origin increasing to the right and the positive increasing y-coordinates starts at the origin and goes down.



**Figure 3: Reserved for Future Definitions**

What is not defined in this version is how the Area of Interest relates to the world coordinate system and how the worlds coordinate system relates to the physical store environment.

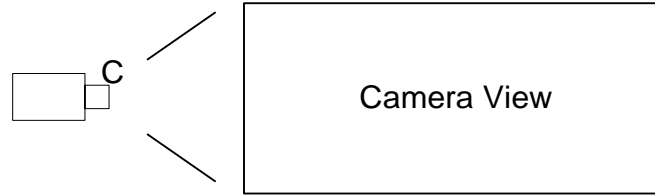
### 1.2.1 Boundary Area of Interest



**Figure 4: Front Door Boundary Area of Interest**

A Boundary is the dividing line or location between two areas. This is things like the front door, the edge of a department, the bathroom, etc.

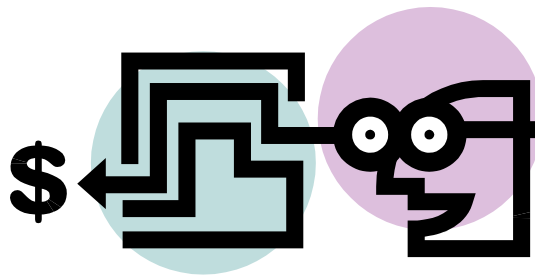
### 1.2.2 Camera View Area of Interest



**Figure 5: Camera View Area of Interest**

This area of interest encompasses the entire camera view.


### 1.2.3 Path Area of Interest



**Figure 6: Path Area of View**

The Path Area of Interest is a course taken. For example, to evaluate the effectiveness of the plan-o-gram, one may follow the paths taken by the customers after they enter the store.

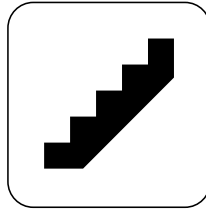
### 1.2.4 Queue Area of Interest



**Figure 7: Register Checkout Queue Area of Interest**

A line of people, vehicles or other objects, in which the person or object at the front end is dealt with first, the one behind is dealt with next, and so on, and which newcomers join at the opposite end. For example, the Queue Area of Interest is the queue at the checkout register.

### 1.2.5 Zone Area of Interest

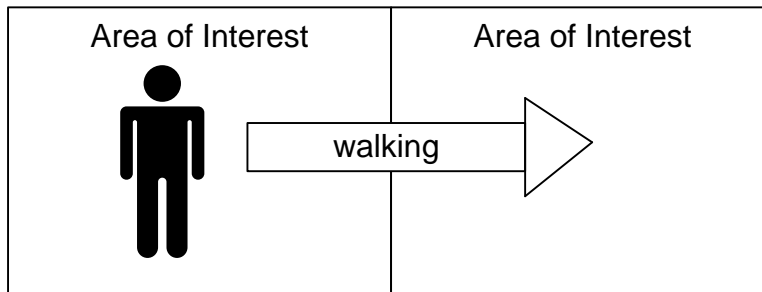


**Figure 8: Stairs Zone Area of Interest**

An area distinguished on the basis of a particular characteristic, use, restriction, etc.

## 1.3 Object of Interest

The Object of Interest is the physical object being analyzed for this message. It is a person or thing, such as a store item, a shopping unit, or a trolley.



**Figure 9: One Object over Multiple Areas of Interest**

The top of the hierarchy for an Object Of Interest which moves between Areas Of Interest is the object. In this case an Object Of Interest can contain more than one Area Of Interest. The reverse is also true, an Area Of Interest can contain multiple Objects of Interest. This gives the flexibility to report the information in the most relevant format.

## 1.4 ARTS Domain Models

### 1.4.1 Venetian Blind Architecture

The ARTS Schemas are built following the Venetian Blind Architecture. This architecture follows a building block approach. XML Schema Complex Types form the basis for these building blocks. They are then built into a hierarchical pattern in the structure of an XML Schema. This technique provides maximum flexibility for building the schema.

To easily understand the relationships contained within the schema, ARTS developed the Schema Domain Model. This Domain Model is a cross between a data model and a UML model. As it turns out neither approach properly models XML Schemas and in fact can lead to misunderstandings.

### 1.4.2 Domain Views

Because the schemas can be very complex some contain over 100 complex types, ARTS has developed a technique to simplify the understanding of the schema in a particular context. In the data model world there are “views” of the

overall data. These views are custom-tailored presentations of the data in one or more tables derived from the base data model.

ARTS has developed a similar concept called a “Domain View”. Just like a data model view, a Domain View is a custom-tailored presentation of the data in a particular use case and/or scenario. This allows the reader to understand the appropriate subset of relationships necessary to support a particular use case and/or scenario without getting lost in the enormous detail of the larger Domain Model.

In this technical specification, both event and request/response models are valid for most scenarios. Rather than duplicating the same information in both domain views for each scenario, only one was chosen to represent the valid information in a particular use case.

### 1.4.3 Common Data

In the process of creating multiple schemas to support the enterprise, ARTS has identified repeated patterns, such as name and address. These patterns have been aggregated into reusable complex type components call “Common Data”. The common data complex types used in the Domain Models is identified in blue.

### 1.4.4 Root Elements

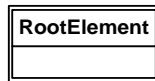


Figure 10: Root Elements

Every XML Schema must have at least one root level element. In the Web-Services Description Language (WSDL) world, ARTS has determined they need multiple root level elements to better filter the message for use in a WSDL. Root Elements are indicated by a double lined border.

### 1.4.5 Complex Type Content

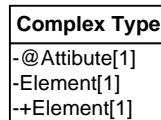


Figure 11: Complex Type Content

The content of each complex type is made up of attributes and elements. The attributes are identified following the XPath nomenclature “@” sign. The other content is the elements. If an element’s type definition is a complex type then there is a “+” sign placed in front of the element name.

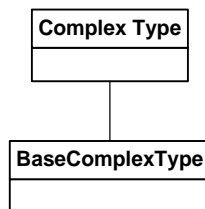


Figure 12: Base Complex Type Model

The Venetian Blind Architecture model is comprised of a number of base complex type building blocks. Elements in one node reference complex types through their type definition.

```
<xs:element name="asdf" type="BaseComplexType" />
```

This relationship is indicated by a straight line between the two complex types.

### 1.4.6 Model Groups

The W3C XML Schema Language supports three varieties of Model Groups; sequence, choice and all. Because the ARTS schemas support many different scenarios, the most common model group used is the sequence. The choice model group is used in particular situations and the all model group is rarely used.

Complex Type
-Element[1]
--+Element[1]

**Figure 13: Sequence Model Group**

The sequence model group is the default and implied by the structure of the complex type. Because the Domain Models provide extensive support to their respective domain, they are complex in nature and this simplification reduces the clutter.

Complex Type
-<choice>[1]
-Element[1]
--+Element[1]
-</choice>[1]

**Figure 14: Choice Model Group**

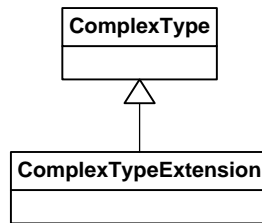
In the various locations where a choice is appropriate, the Domain Model surrounds the choice with the schema representation of the choice. This clearly delineates the breadth of the choice.

Complex Type
-Element[1]
-<choice>[1]
-Element[1]
--+Element[1]
-</choice>[1]
-Element[1]

**Figure 15: Choice Model Group Embedded within a Sequence Model Group**

This allows us to support the particles in a model group which can be themselves other model groups.

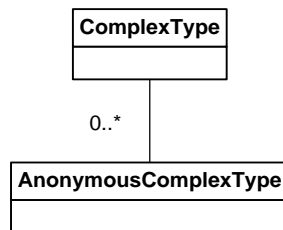
### 1.4.7 Derivation By Extension



**Figure 16: Derivation by Extension**

In some cases, it makes reuse a complex type in a manner similar to an abstract base class. This is best used when one wants to leverage the existing data and add additional data in the derived class. This technique is called derivation by extension. An example of this is an item. The information in an item is used in several line items such as a sale and a return. Each of which can add other information that is only used in that instance, i.e. a return needs a disposition. This is modeled using the line with an arrowhead pointing from the derived class to the abstract complex type.

### 1.4.8 Anonymous Complex Types



**Figure 17: Anonymous Complex Types**

The final relationship modeled in the Domain Model is an anonymous complex type. Anonymous are characterized by having the node embedded within the higher node.

```

<xs:element name="HigherComplexType" maxOccurs="unbounded">
  <xs:complexType>
    <xs:sequence>
      <xs:element name="AnonymousComplexElementType" />
      <xs:element name="AnonymousComplexTypeElement2" />
    </xs:sequence>
  </xs:complexType>
</xs:element>
  
```

Anonymous Complex Types are modeled with a straight line to the higher node. The cardinality of the anonymous complex type is listed next to the line.

## 1.5 Project Scope for Version 1.0

The video analytics work team will define a set of:

- User defined events (actions and conditions) detected by video analytics
- Messages to be able to query (request/response) the repository for video analytic events.

## **1.6 Out of Scope for Version 1.0**

- Audio
- Video Format (MPEG, etc.)
- Application configuration
- Facial Recognition
- Video Images



## 2. CONFORMANCE

---

The Video Analytics specification specifies a number of conformance points for implementers. Each use case includes example conforming XML requests and responses and events. These should be considered independent conformance points.

### **ARTS Pass/Fail Criteria**

#### Schema Validation Report

The first report is a basic schema validation. This report indicates if the test document submitted by the vendor is a valid XML document and conforms to the appropriate ARTS published schema. Must be error free to pass.

#### ARTS Data Dictionary Check Report

The second report identifies element names within the test document that are not contained within the ARTS Data Dictionary. All elements must be in the Dictionary to pass.

#### Missing Tags Report

Each use case/scenario identifies a minimal set of mandatory elements necessary to support the each particular use case. To pass there can be no missing tags within a particular use case/scenario.

#### Extension Tags Report

The Extensions Tags Report identifies any vendor specific (proprietary) extensions. To pass a vendor must extend using only the ARTS approved methodology. Furthermore, the functionality provided by the extension must not be present in the ARTS approved schema. Extension information is confidential and will not be disclosed by ARTS.

Overall conformance to the specification by a product is achieved when a majority of the use case events are supported.

### **ARTS IP POLICY**

his specification was originally created under the ARTS IP Policy which can be found here:

<http://www.omg.org/cgi-bin/doc?retail/2017-12-01>

### **Summary Points**

1. The Policy is applicable to all members of ARTS and acceptance of this Policy will be a condition of ARTS membership. Non-members wishing to attend technical meetings must agree in writing to accept the Policy.
2. The Policy is applicable to the Data Model, ARTS XML, UnifiedPOS and future technical committees established by the ARTS Board to develop specifications.
3. The Policy permits members that disclose intellectual property to reserve rights on how they will license its use.
4. The Policy encourages members to immediately disclose upon discovery of intellectual property that maybe imbedded in ARTS specifications.

5. No member is required to conduct patent searches to search for intellectual property within ARTS specification(s.)
6. Members who participate in the development of ARTS specifications must assign representatives with reasonable knowledge in the field of work.
7. The Policy establishes defined periods for review of developing draft specifications for both technical accuracy and intellectual property. A public review period is also provided.
8. Members who do not disclose intellectual property within an ARTS specification before that specification is approved by the ARTS Board, must provide a 12- month royalty-free license to all implementers, during which time ARTS may modify the specification to remove the infringing IP and each implementer may make appropriate resolution.
9. There is a default reasonable and non-discriminatory (“RAND”) licensing obligation for members of Work teams and Technical Committees with only limited exceptions.

---

Note: The following XML examples include “namespace references”. These are not actual file locations but placeholders for the appropriate namespace where the support files can be found.

For example, in the XMLPOS references to file locations shown...

“<http://www.omg.org/retail/VideoAnalytics/namespace/>” are not actual locations for the support files. You must replace these references with actual locations.

In summary, when an application uses the schema examples as a basis for their code, it is necessary to replace the placeholders with valid namespace locations.

---

### 3. USE CASE: TRAFFIC IDENTIFICATION AND COUNTING

---

#### Brief Description

#### 3.1 Scenario: How many people enter, exit, or pass directionally through a user defined zone?

#### Brief Description

#### Scenario Description

Between 10:00am to 10:15am 200 people passed through the store entrance. Of those 150 were entering the store and 50 were exiting.

#### Pre-Conditions

event: regularly scheduled alert

#### Post-Conditions

#### Data

Event

Count: the number of count type

Count type: individuals, shopping units, dogs, shopping carts, ...

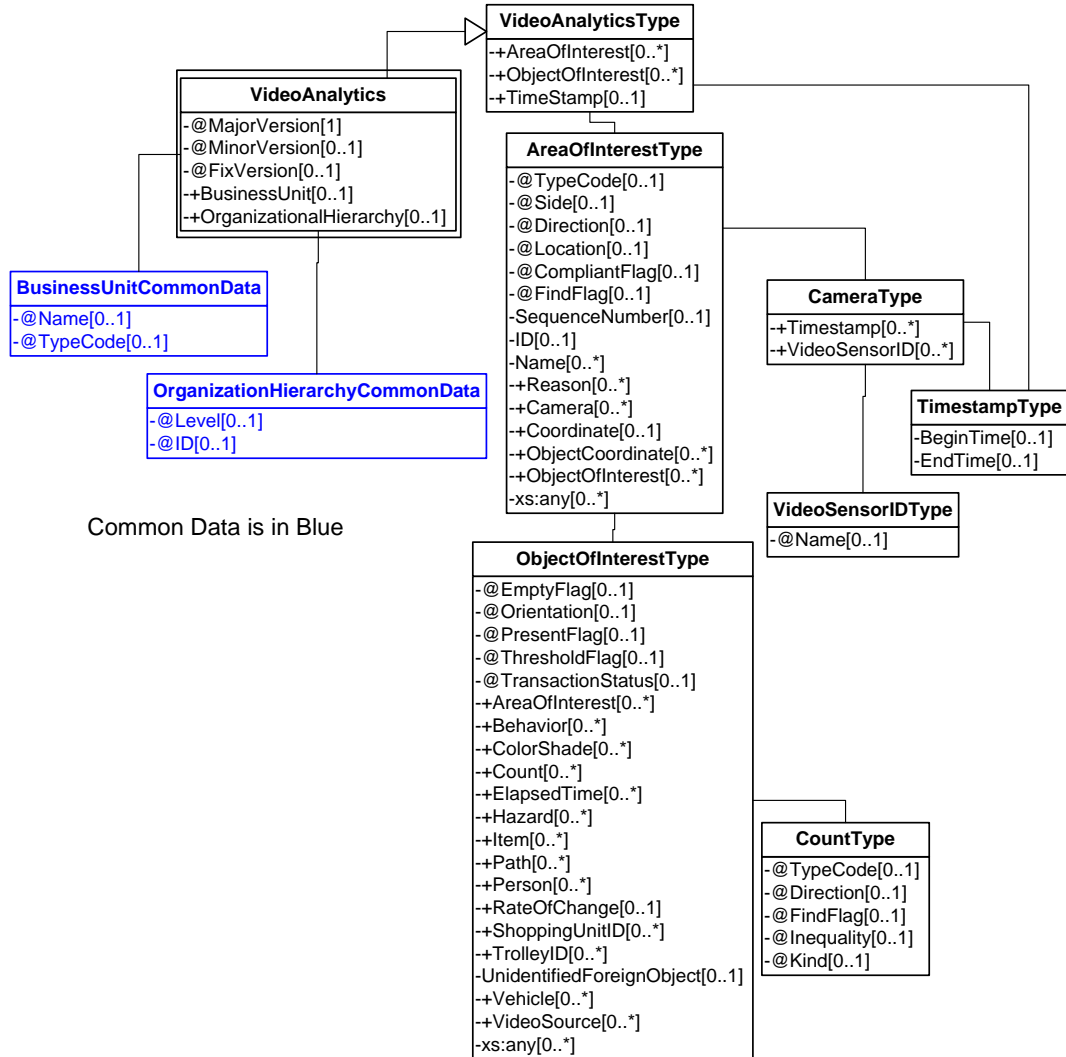
Area of Interest: 'physical threshold name': the spot/line/curve/boundary the VA uses to determine the count. In the description above, there could be separate boundaries for the left, center and right. Note that the boundary should be fully qualified to identify the store within the organizational hierarchy

Direction: the direction across the Area of Interest

Start Time/Date: optional. May also be same as end time

End Time/Date

**Domain View**



**Figure 18: People Passing Through a Zone Request/Response Domain View**

**Event**

**3.1.1 ARTS XML Conformance XML Instance Document – People Passing through a Zone Event**

```

<?xml version="1.0" encoding="UTF-8"?>
<VideoAnalyticsEvent xmlns:xsi="http://www.w3.org/2001/XMLSchema-instance"
  xsi:schemaLocation="http://www.omg.org/retail/VideoAnalytics/namespace/
  ../VideoAnalyticsEventV1.0.0.xsd"
  xmlns="http://www.omg.org/retail/VideoAnalytics/namespace/" MajorVersion="1"
  MinorVersion="0" FixVersion="0" TypeCode="Boundary">
  <SequenceNumber>11234</SequenceNumber>
  <EventDateTime>2006-05-04T18:13:51.0Z</EventDateTime>
  <SourceURI>Camera 1</SourceURI>
  <VideoAnalytic>
    <AreaOfInterest TypeCode="Boundary" Direction="Enter">
      <Name>Front Door</Name>
    </AreaOfInterest>
  </VideoAnalytic>
</VideoAnalyticsEvent>
  
```

```

    </AreaOfInterest>
    <AreaOfInterest TypeCode="Boundary" Direction="Exit">
      <Name>Front Door</Name>
    </AreaOfInterest>
  </VideoAnalytic>
</VideoAnalyticsEvent>

```

## **Request/Response**

### **3.1.2 ARTS XML Conformance XML Instance Document – People Passing through a Zone - Request**

```

<?xml version="1.0" encoding="UTF-8"?>
<VideoAnalyticsMessage xmlns:xsi="http://www.w3.org/2001/XMLSchema-instance"
  xsi:schemaLocation="http://www.omg.org/retail/VideoAnalytics/namespace/
  ../VideoAnalyticsMessageOrientedV1.0.0.xsd"
  xmlns="http://www.omg.org/retail/VideoAnalytics/namespace/" MajorVersion="1"
  MinorVersion="0" FixVersion="0">
  <ARTSHeader ActionCode="Read" MessageType="Request">
    <MessageID>12345678</MessageID>
    <DateTime>2006-05-04T18:13:51.0Z</DateTime>
  </ARTSHeader>
  <VideoAnalysis>
    <AreaOfInterest TypeCode="Zone" Direction="Enter" Location="Entry">
      <Camera>
        <!-- Front Door Camera -->
        <VideoSensorID>10</VideoSensorID>
      </Camera>
      <ObjectOfInterest>
        <Count xsi:nil="true" Kind="Individuals" FindFlag="true"/>
        <ElapsedTime TypeCode="Actual">15:00:00</ElapsedTime>
        <Person PresentFlag="true"/>
      </ObjectOfInterest>
    </AreaOfInterest>
    <AreaOfInterest TypeCode="Zone" Direction="Exit" Location="Entry">
      <Camera>
        <!-- Front Door Camera -->
        <VideoSensorID>10</VideoSensorID>
      </Camera>
      <ObjectOfInterest>
        <Count xsi:nil="true" Kind="Individuals" FindFlag="true"/>
        <ElapsedTime TypeCode="Actual">15:00:00</ElapsedTime>
        <Person PresentFlag="true"/>
      </ObjectOfInterest>
    </AreaOfInterest>
    <TimeStamp>
      <BeginTime>2006-05-04T18:13:51.0Z</BeginTime>
    </TimeStamp>
  </VideoAnalysis>
</VideoAnalyticsMessage>

```

### **3.1.2 ARTS XML Conformance XML Instance Document – People Passing through a Zone - Response**

```

<?xml version="1.0" encoding="UTF-8"?>
<VideoAnalyticsMessage xmlns:xsi="http://www.w3.org/2001/XMLSchema-instance"
  xsi:schemaLocation="http://www.omg.org/retail/VideoAnalytics/namespace/
  ../VideoAnalyticsMessageOrientedV1.0.0.xsd"
  xmlns="http://www.omg.org/retail/VideoAnalytics/namespace/" MajorVersion="1"
  MinorVersion="0" FixVersion="0">

```

```
<ARTSHeader ActionCode="Read" MessageType="Response">
  <MessageID>987654</MessageID>
  <DateTime>2006-05-04T18:15:51.0Z</DateTime>
  <Response ResponseCode="OK">
    <RequestID>12345678</RequestID>
  </Response>
</ARTSHeader>
<VideoAnalysis>
  <AreaOfInterest TypeCode="Boundary" Direction="Enter">
    <Name>Front Door</Name>
    <ObjectOfInterest>
      <Count Kind="Individuals" xsi:nil="true"/>
    </ObjectOfInterest>
  </AreaOfInterest>
  <AreaOfInterest TypeCode="Boundary" Direction="Exit">
    <Name>Front Door</Name>
    <ObjectOfInterest>
      <Count Kind="Individuals" xsi:nil="true"/>
    </ObjectOfInterest>
  </AreaOfInterest>
  <TimeStamp>
    <BeginTime>2006-05-04T18:15:51.0Z</BeginTime>
    <EndTime>2006-05-04T18:30:51.0Z</EndTime>
  </TimeStamp>
</VideoAnalysis>
</VideoAnalyticsMessage>
```

## 3.2 Scenario: Boundary Direction Event

### **Brief Description**

Multiple events which are then aggregated into one request/response message

### **Scenario Description**

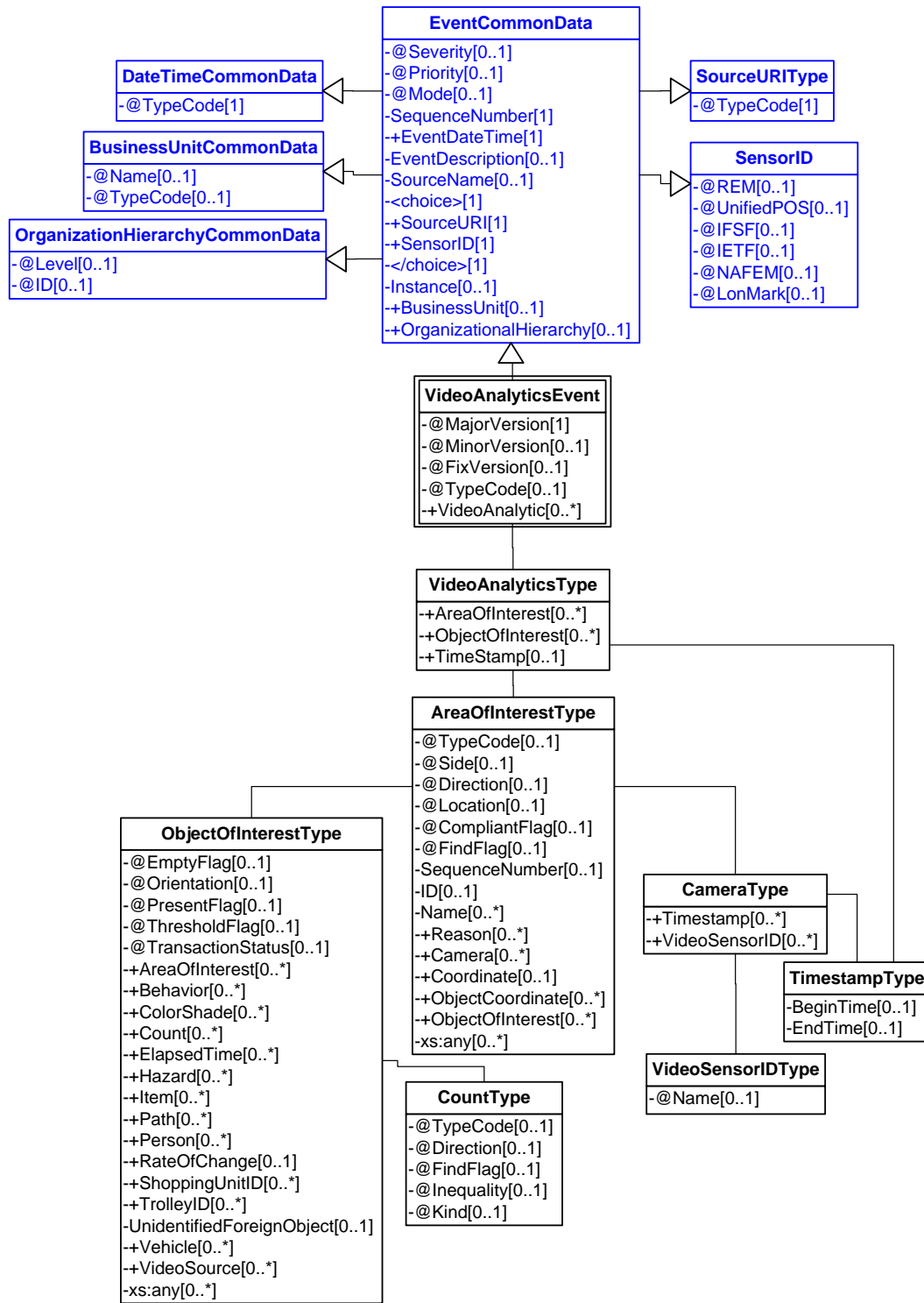
Of the 150 entering the store from 10:00am to 10:15am, 125 entered to the right, 20 entered to the left, and 5 walked straight ahead.

### **Pre-Conditions**

### **Post-Conditions**

### **Data**

**Domain View**



**Figure 19: Boundary Direction Event Domain View**

**Event****3.2.1 ARTS XML Conformance XML Instance Document – Boundary Direction Event**

```
<?xml version="1.0" encoding="UTF-8"?>
<VideoAnalyticsEvent xmlns:xsi="http://www.w3.org/2001/XMLSchema-instance"
  xsi:schemaLocation="http://www.omg.org/retail/VideoAnalytics/namespace/
  ../VideoAnalyticsEventV1.0.0.xsd"
  xmlns="http://www.omg.org/retail/VideoAnalytics/namespace/" MajorVersion="1"
  MinorVersion="0" FixVersion="0" TypeCode="Boundary">
  <SequenceNumber>11234</SequenceNumber>
  <EventDateTime>2006-05-04T18:13:51.0Z</EventDateTime>
  <SourceURI>Camera 1</SourceURI>
  <VideoAnalytic>
    <AreaOfInterest TypeCode="Boundary" Direction="Exit" Side="Right">
      <ObjectOfInterest>
        <Count Kind="Individuals" xsi:nil="true"/>
      </ObjectOfInterest>
    </AreaOfInterest>
  </VideoAnalytic>
</VideoAnalyticsEvent>
```

**Request/Response****3.2.2 ARTS XML Conformance XML Instance Document – Boundary Direction Request**

```
<?xml version="1.0" encoding="UTF-8"?>
<VideoAnalyticsMessage xmlns:xsi="http://www.w3.org/2001/XMLSchema-instance"
  xsi:schemaLocation="http://www.omg.org/retail/VideoAnalytics/namespace/
  ../VideoAnalyticsMessageOrientedV1.0.0.xsd"
  xmlns="http://www.omg.org/retail/VideoAnalytics/namespace/" MajorVersion="1"
  MinorVersion="0" FixVersion="0">
  <ARTSHeader ActionCode="Read" MessageType="Request">
    <MessageID>12345678</MessageID>
    <DateTime>2006-05-04T18:15:51.0Z</DateTime>
  </ARTSHeader>
  <VideoAnalysis>
    <AreaOfInterest TypeCode="Boundary" Direction="Exit" Side="Left" Location="Entry">
      <Camera>
        <VideoSensorID>Camera 10</VideoSensorID>
      </Camera>
      <ObjectOfInterest>
        <Count xsi:nil="true" Kind="Individuals" FindFlag="true"/>
      </ObjectOfInterest>
    </AreaOfInterest>
    <AreaOfInterest TypeCode="Boundary" Direction="Exit" Side="Middle" Location="Entry">
      <Camera>
        <VideoSensorID>Camera 10</VideoSensorID>
      </Camera>
      <ObjectOfInterest>
        <Count xsi:nil="true" Kind="Individuals" FindFlag="true"/>
      </ObjectOfInterest>
    </AreaOfInterest>
    <AreaOfInterest TypeCode="Boundary" Direction="Exit" Side="Right" Location="Entry">
      <Camera>
        <VideoSensorID>Camera 10</VideoSensorID>
      </Camera>
```



```

    <ObjectOfInterest>
      <Count xsi:nil="true" Kind="Individuals" FindFlag="true"/>
    </ObjectOfInterest>
  </AreaOfInterest>
  <TimeStamp>
    <BeginTime>2006-05-04T18:15:51.0Z </BeginTime>
    <EndTime>2006-05-04T18:30:51.0Z </EndTime>
  </TimeStamp>
</VideoAnalysis>
</VideoAnalyticsMessage>

```

### 3.2.2 ARTS XML Conformance XML Instance Document – Boundary Direction Response

```

<?xml version="1.0" encoding="UTF-8"?>
<VideoAnalyticsMessage xmlns:xsi="http://www.w3.org/2001/XMLSchema-instance"
  xsi:schemaLocation="http://www.omg.org/retail/VideoAnalytics/namespace/
  ../VideoAnalyticsMessageOrientedV1.0.0.xsd"
  xmlns="http://www.omg.org/retail/VideoAnalytics/namespace/" MajorVersion="1"
  MinorVersion="0" FixVersion="0">
  <ARTSHeader ActionCode="Read" MessageType="Response">
    <MessageID>987654</MessageID>
    <DateTime>2006-05-04T18:15:51.0Z</DateTime>
    <Response ResponseCode="OK">
      <RequestID>12345678</RequestID>
    </Response>
  </ARTSHeader>
  <VideoAnalysis>
    <AreaOfInterest TypeCode="Boundary" Direction="Exit" Side="Left" Location="Entry">
      <Camera>
        <VideoSensorID>4</VideoSensorID>
      </Camera>
      <ObjectOfInterest>
        <Count Kind="Individuals">20</Count>
      </ObjectOfInterest>
    </AreaOfInterest>
    <AreaOfInterest TypeCode="Boundary" Direction="Exit" Side="Middle" Location="Entry">
      <Camera>
        <VideoSensorID>4</VideoSensorID>
      </Camera>
      <ObjectOfInterest>
        <Count Kind="Individuals">5</Count>
      </ObjectOfInterest>
    </AreaOfInterest>
    <AreaOfInterest TypeCode="Boundary" Direction="Exit" Side="Right" Location="Entry">
      <Camera>
        <VideoSensorID>4</VideoSensorID>
      </Camera>
      <ObjectOfInterest>
        <Count Kind="Individuals">125</Count>
      </ObjectOfInterest>
    </AreaOfInterest>
    <TimeStamp>
      <BeginTime>2006-05-04T18:15:51.0Z </BeginTime>
      <EndTime>2006-05-04T18:30:51.0Z </EndTime>
    </TimeStamp>
  </VideoAnalysis>
</VideoAnalyticsMessage>

```

### **3.3 Scenario: Boundary Entry Event**

#### **Brief Description**

#### **Scenario Description**

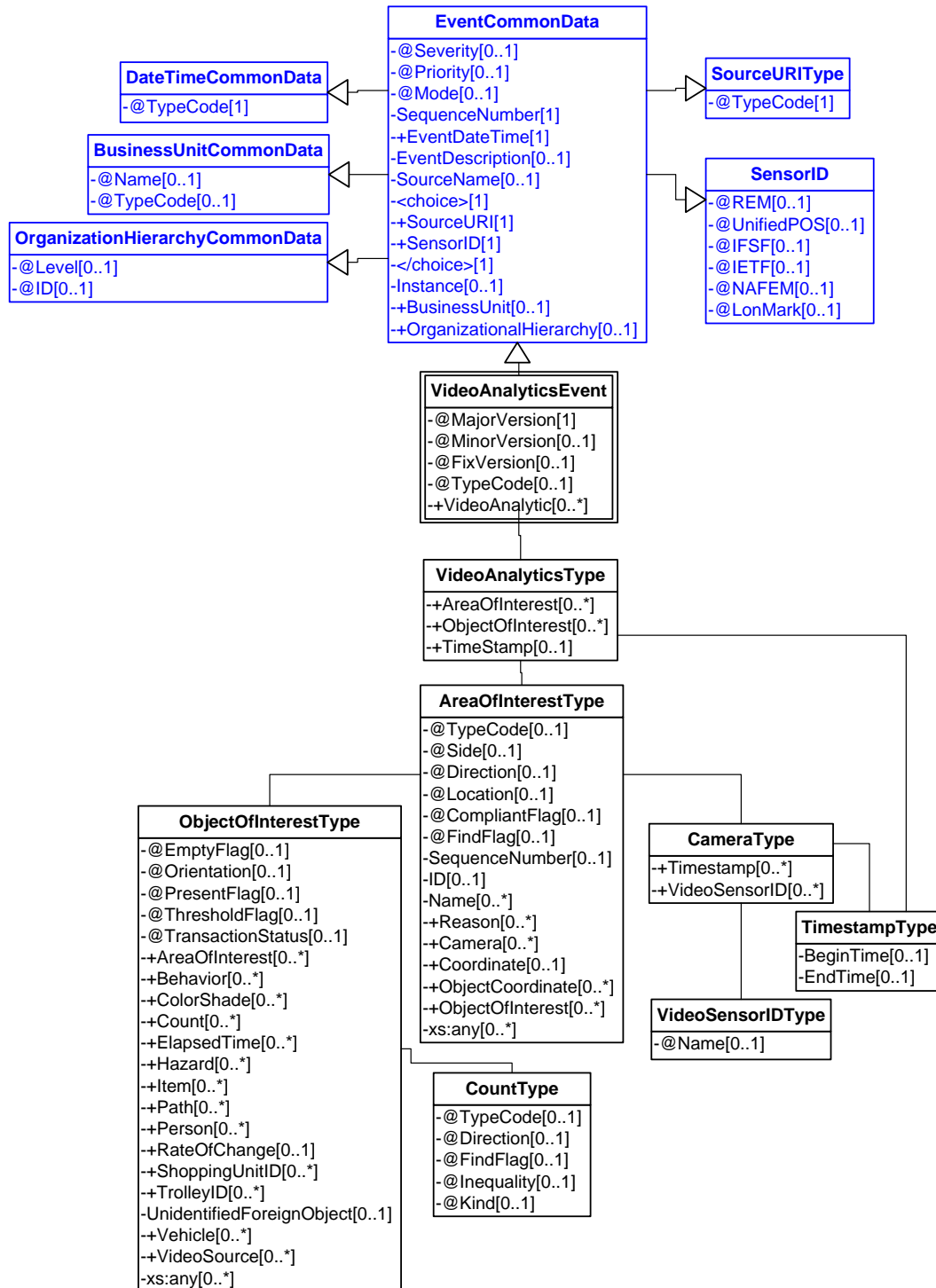
Every time one shopping unit walks through the front door an event is sent.

#### **Pre-Conditions**

#### **Post-Conditions**

#### **Data**

**Domain View**



**Figure 20: Boundary Entry Event Domain View**

## **Event**

### **3.3 ARTS XML Conformance XML Instance Document – Boundary Entry Event**

```
<?xml version="1.0" encoding="UTF-8"?>
<VideoAnalyticsEvent xmlns:xsi="http://www.w3.org/2001/XMLSchema-instance"
  xsi:schemaLocation="http://www.omg.org/retail/VideoAnalytics/namespace/
  ../VideoAnalyticsEventV1.0.0.xsd"
  xmlns="http://www.omg.org/retail/VideoAnalytics/namespace/" MajorVersion="1"
  MinorVersion="0" FixVersion="0" TypeCode="Boundary">
  <SequenceNumber>11234</SequenceNumber>
  <EventDateTime>2006-05-04T18:13:51.0Z</EventDateTime>
  <SourceURI>Camera 1</SourceURI>
  <VideoAnalytic>
    <AreaOfInterest TypeCode="Boundary" Location="Entry">
      <ObjectOfInterest>
        <Count Kind="ShoppingUnits" xsi:nil="true"/>
      </ObjectOfInterest>
    </AreaOfInterest>
  </VideoAnalytic>
</VideoAnalyticsEvent>
```

## **3.4 Scenario: Count Shopping Units**

### **Brief Description**

If counting shopping units, identify the individual characteristics (shopping unit id)

### **Scenario Description**

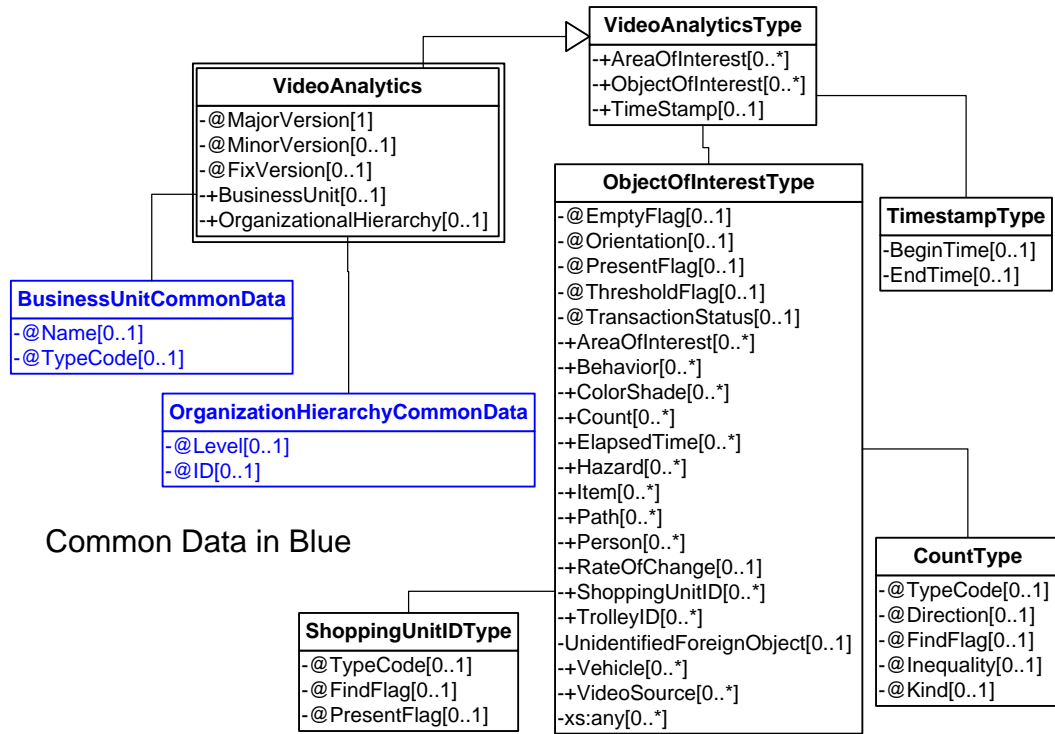
A group of individuals arrived at the same time (1 shopping unit)

### **Pre-Conditions**

### **Post-Conditions**

### **Data**

**Domain View**



**Figure 21: Count Shopping Units Request/Response Domain View**

**Event**

**3.4.1 ARTS XML Conformance XML Instance Document - Count Shopping Units - Event**

```

<?xml version="1.0" encoding="UTF-8"?>
<VideoAnalyticsEvent xmlns:xsi="http://www.w3.org/2001/XMLSchema-instance"
  xsi:schemaLocation="http://www.omg.org/retail/VideoAnalytics/namespace/
  ../VideoAnalyticsEventV1.0.0.xsd"
  xmlns="http://www.omg.org/retail/VideoAnalytics/namespace/" MajorVersion="1"
  MinorVersion="0" FixVersion="0" TypeCode="Boundary">
  <SequenceNumber>11234</SequenceNumber>
  <EventDateTime>2006-05-04T18:13:51.0Z</EventDateTime>
  <SourceURI>Camera 1</SourceURI>
  <VideoAnalytic>
    <AreaOfInterest TypeCode="Boundary" Location="Entry">
      <ObjectOfInterest>
        <ShoppingUnitID TypeCode="Group">1</ShoppingUnitID>
      </ObjectOfInterest>
    </AreaOfInterest>
  </VideoAnalytic>
</VideoAnalyticsEvent>
  
```

**Request/Response**

**3.4.2 ARTS XML Conformance XML Instance Document - Count Shopping Units - Request**

```

<?xml version="1.0" encoding="UTF-8"?>
  
```

```

<VideoAnalyticsMessage xmlns:xsi="http://www.w3.org/2001/XMLSchema-instance"
  xsi:schemaLocation="http://www.omg.org/retail/VideoAnalytics/namespace/
  ../VideoAnalyticsMessageOrientedV1.0.0.xsd"
  xmlns="http://www.omg.org/retail/VideoAnalytics/namespace/" MajorVersion="1"
  MinorVersion="0" FixVersion="0">
  <ARTSHeader ActionCode="Read" MessageType="Request">
    <MessageID>12345678</MessageID>
    <DateTime>2006-05-04T18:13:51.0Z</DateTime>
  </ARTSHeader>
  <VideoAnalysis>
    <AreaOfInterest TypeCode="Boundary" Location="Entry">
      <Camera>
        <TimeStamp>
          <BeginTime>2006-05-04T18:13:51.0Z</BeginTime>
          <EndTime>2006-05-04T18:28:51.0Z</EndTime>
        </TimeStamp>
        <VideoSensorID>Camera 1</VideoSensorID>
      </Camera>
      <ObjectOfInterest>
        <Count Kind="ShoppingUnits" xsi:nil="true" FindFlag="true"/>
      </ObjectOfInterest>
    </AreaOfInterest>
  </VideoAnalysis>
</VideoAnalyticsMessage>

```

### 3.4.2 ARTS XML Conformance XML Instance Document - Count Shopping Units - Response

```

<?xml version="1.0" encoding="UTF-8"?>
<VideoAnalyticsMessage xmlns:xsi="http://www.w3.org/2001/XMLSchema-instance"
  xsi:schemaLocation="http://www.omg.org/retail/VideoAnalytics/namespace/
  ../VideoAnalyticsMessageOrientedV1.0.0.xsd"
  xmlns="http://www.omg.org/retail/VideoAnalytics/namespace/" MajorVersion="1"
  MinorVersion="0" FixVersion="0">
  <ARTSHeader ActionCode="Read" MessageType="Response">
    <MessageID>987654</MessageID>
    <DateTime>2006-05-04T18:15:51.0Z</DateTime>
    <Response>
      <RequestID>12345678</RequestID>
    </Response>
  </ARTSHeader>
  <VideoAnalysis>
    <AreaOfInterest TypeCode="Boundary" Location="Entry">
      <!-- Front Door Camera -->
      <ID>Front </ID>
      <Camera>
        <TimeStamp>
          <BeginTime>2006-05-04T18:13:51.0Z</BeginTime>
          <EndTime>2006-05-04T18:28:51.0Z</EndTime>
        </TimeStamp>
        <VideoSensorID>Camera 1</VideoSensorID>
      </Camera>
      <ObjectOfInterest>
        <Count Kind="ShoppingUnits">2</Count>
      </ObjectOfInterest>
    </AreaOfInterest>
  </VideoAnalysis>
</VideoAnalyticsMessage>

```

## 3.5 Scenario: Threshold Event

### **Brief Description**

Excessive Number of People in Store Notification. There may be regulatory reasons that stores are limited, or it may be simply for operational management purposes.

By scenario definition, the VA system is monitoring ALL entrances and exits to provide all the required information

### **Scenario Description**

At 12:00am when The Sorcerer's Story went on sale, large number of people begin to stream into the store, fire code regulations for this store limit the number of people allowed in the store at one time to 300 people. The VA system generates an event when it determines that the capacity limit has been exceeded.

### **Pre-Conditions**

Event

### **Post-Conditions**

### **Data**

Event Type – Compliance event

Event Sub Type – Capacity Exceeded

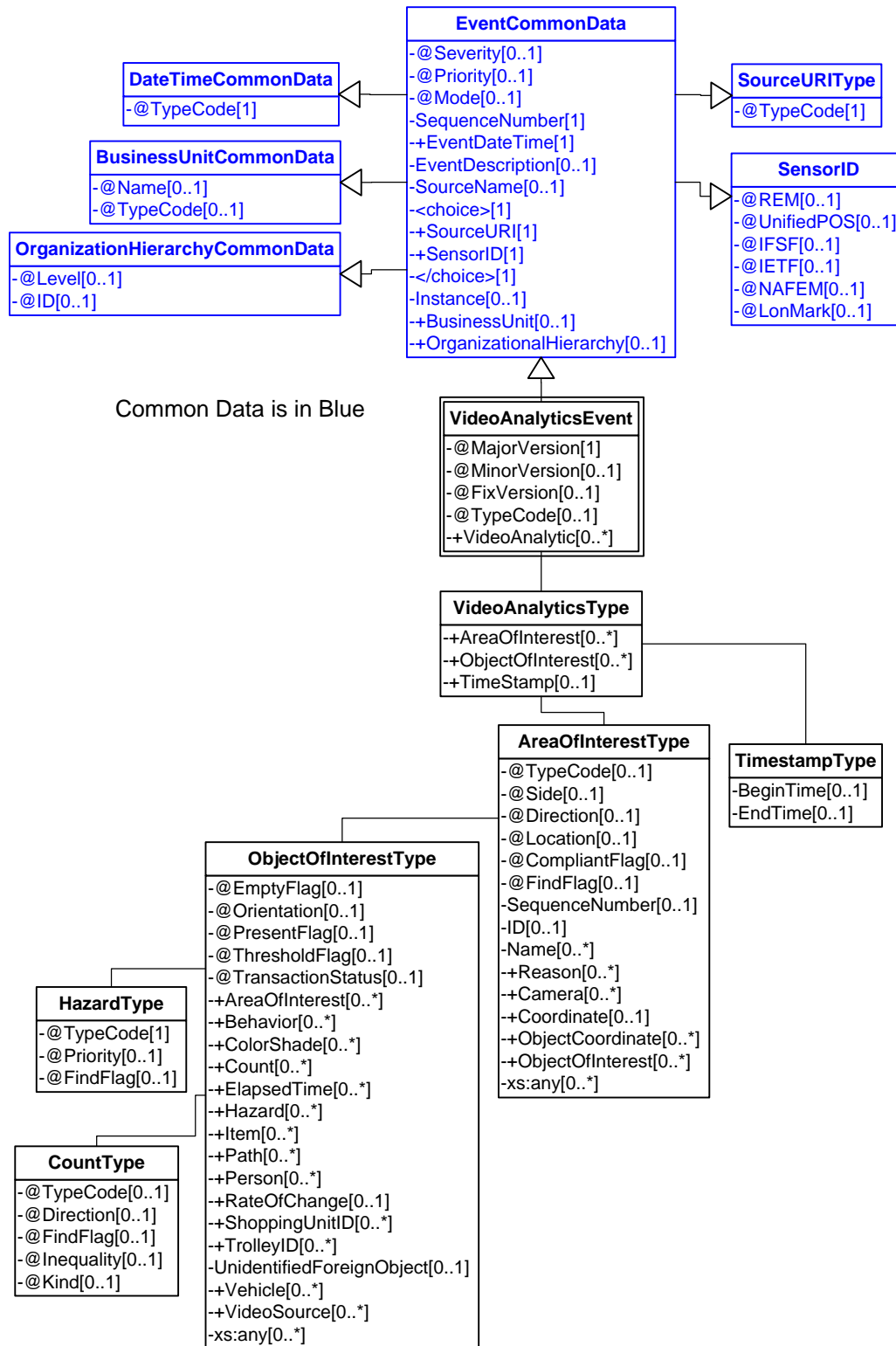
Count

Count Type: people

Date/time

Store identifier

**Domain View**



**Figure 22: Threshold Event Domain View**



## **Event**

### **3.5 ARTS XML Conformance XML Instance Document – Threshold Event**

```
<?xml version="1.0" encoding="UTF-8"?>
<VideoAnalyticsEvent xmlns:xsi="http://www.w3.org/2001/XMLSchema-instance"
  xsi:schemaLocation="http://www.omg.org/retail/VideoAnalytics/namespace/
  ../VideoAnalyticsEventV1.0.0.xsd"
  xmlns="http://www.omg.org/retail/VideoAnalytics/namespace/" MajorVersion="1"
  MinorVersion="0" FixVersion="0" TypeCode="Safety">
  <SequenceNumber>11234</SequenceNumber>
  <EventDateTime>2006-05-04T00:00:00.0Z</EventDateTime>
  <SourceURI>Camera 1</SourceURI>
  <VideoAnalytic>
    <AreaOfInterest TypeCode="Boundary" Location="Entry">
      <Name>Front Door</Name>
      <ObjectOfInterest ThresholdFlag="true">
        <Count Kind="Individuals">301</Count>
        <Hazard TypeCode="ExcessiveOccupancy">Excessive People</Hazard>
      </ObjectOfInterest>
    </AreaOfInterest>
  </VideoAnalytic>
</VideoAnalyticsEvent>
```

## 4. USE CASE: CUSTOMER IDENTIFICATION

---

### **Brief Description**

Identify customer by either individual or Shopping Unit.

Define the shopping unit, for instance Mom & 3 children, Woman, Man, Man/Woman

There are limits to the accuracy of current technology, specifically in identifying shopping units.

It is possible that VA systems may be able to express queue metrics in several ways

- Individuals
- Shopping units
- Shopping carts/shopping baskets
- Physical length of the queue

### 4.1 Scenario: Shopping Units in Queue

#### **Brief Description**

The VA system is queried to determine the metrics of a specifically identified queue at the current time.

#### **Scenario Description**

At register one, at 10:15pm 5 families are waiting in line.

#### **Pre-Conditions**

query

#### **Post-Conditions**

#### **Data**

Request

Fully qualified Area of Interest identifier

Date/time

Response

Count

Count type - List of shopping units: some form of GUID assigned to each shopping unit identified by the VA system

Date/time

Fully qualified Area of Interest identifier

**Domain View**

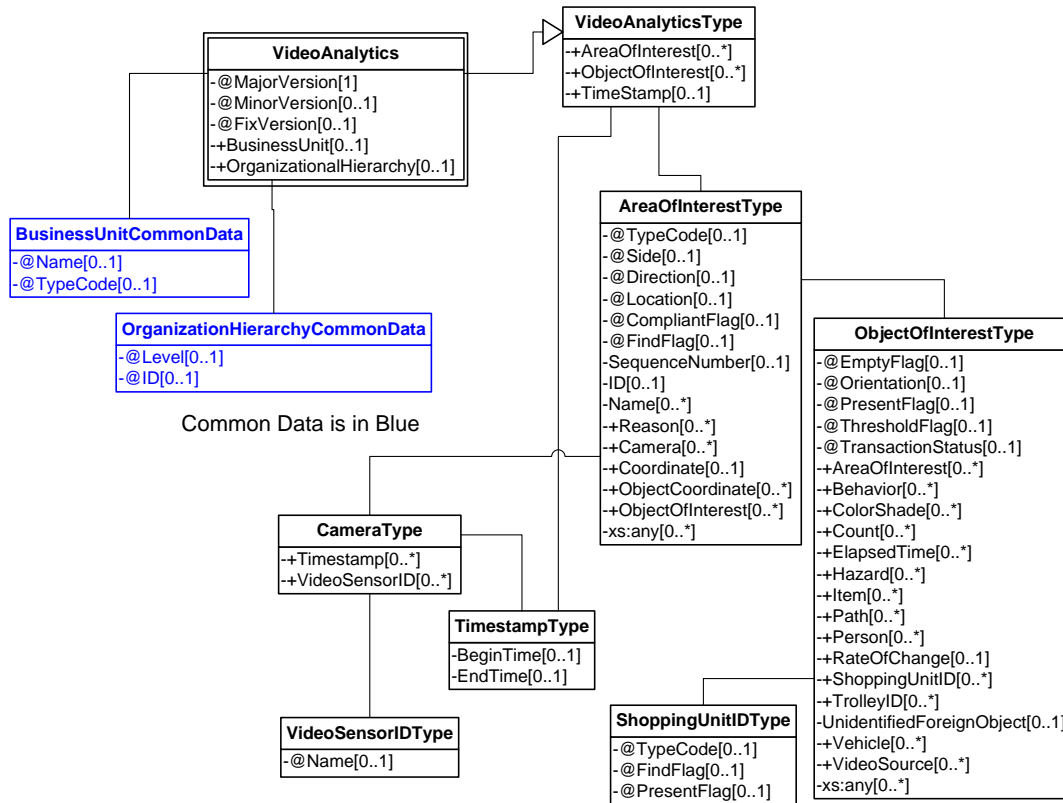


Figure 23: Shopping Units in Queue Request/Response Domain View

**Event**

4.1.1 ARTS XML Conformance XML Instance Document – Shopping Units in Queue Event

```

<?xml version="1.0" encoding="UTF-8"?>
<VideoAnalyticsEvent xmlns:xsi="http://www.w3.org/2001/XMLSchema-instance"
  xsi:schemaLocation="http://www.omg.org/retail/VideoAnalytics/namespace/
  ../VideoAnalyticsEventV1.0.0.xsd"
  xmlns="http://www.omg.org/retail/VideoAnalytics/namespace/" MajorVersion="1"
  MinorVersion="0" FixVersion="0" TypeCode="Security">
  <SequenceNumber>11234</SequenceNumber>
  <EventDateTime>2006-05-04T18:13:51.0Z</EventDateTime>
  <SourceURI>Camera 1</SourceURI>
  <VideoAnalytic>
    <AreaOfInterest TypeCode="Workstation">
      <!-- ID for the area around Register 1 -->
      <ID>1</ID>
      <ObjectOfInterest>
        <Count Kind="ShoppingUnits">5</Count>
      </ObjectOfInterest>
    </AreaOfInterest>
    <TimeStamp>
      <BeginTime>2006-05-04T18:15:51.0Z </BeginTime>
    </TimeStamp>
  </VideoAnalytic>
  
```

```
</VideoAnalyticsEvent>
```

## **Request/Response**

### **4.1.2 ARTS XML Conformance XML Instance Document – Shopping Units in Queue Request**

```
<?xml version="1.0" encoding="UTF-8"?>
<VideoAnalyticsMessage xmlns:xsi="http://www.w3.org/2001/XMLSchema-instance"
  xsi:schemaLocation="http://www.omg.org/retail/VideoAnalytics/namespace/
  ../VideoAnalyticsMessageOrientedV1.0.0.xsd"
  xmlns="http://www.omg.org/retail/VideoAnalytics/namespace/" MajorVersion="1"
  MinorVersion="0" FixVersion="0">
  <ARTSHeader ActionCode="Read" MessageType="Request">
    <MessageID>12345678</MessageID>
    <DateTime>2006-05-04T18:13:51.0Z</DateTime>
  </ARTSHeader>
  <VideoAnalysis>
    <AreaOfInterest TypeCode="Queue">
      <!-- ID for the area around Register 1 -->
      <ID>1</ID>
      <ObjectOfInterest>
        <Count xsi:nil="true" Kind="ShoppingUnits" FindFlag="true"/>
      </ObjectOfInterest>
    </AreaOfInterest>
    <TimeStamp>
      <BeginTime>2006-05-04T10:15:00.0Z </BeginTime>
    </TimeStamp>
  </VideoAnalysis>
</VideoAnalyticsMessage>
```

### **4.1.2 ARTS XML Conformance XML Instance Document – Shopping Units in Queue Response**

```
<?xml version="1.0" encoding="UTF-8"?>
<VideoAnalyticsMessage xmlns:xsi="http://www.w3.org/2001/XMLSchema-instance"
  xsi:schemaLocation="http://www.omg.org/retail/VideoAnalytics/namespace/
  ../VideoAnalyticsMessageOrientedV1.0.0.xsd"
  xmlns="http://www.omg.org/retail/VideoAnalytics/namespace/" MajorVersion="1"
  MinorVersion="0" FixVersion="0">
  <ARTSHeader ActionCode="Read" MessageType="Response">
    <MessageID>987654</MessageID>
    <DateTime>2006-05-04T18:15:51.0Z</DateTime>
    <Response ResponseCode="OK">
      <RequestID>12345678</RequestID>
    </Response>
  </ARTSHeader>
  <VideoAnalysis>
    <AreaOfInterest TypeCode="Workstation">
      <!-- ID for the area around Register 1 -->
      <ID>1</ID>
      <ObjectOfInterest>
        <Count Kind="ShoppingUnits">5</Count>
      </ObjectOfInterest>
    </AreaOfInterest>
    <TimeStamp>
      <BeginTime>2006-05-04T18:15:51.0Z </BeginTime>
    </TimeStamp>
  </VideoAnalysis>
</VideoAnalyticsMessage>
```

## 4.2 Scenario: Request Queue Length for All Registers

### Brief Description

### Scenario Description

Ask for the queue lengths in all registers in my store (could be selected 1,3,4 or range of registers 1 thru 5) for 10:15am

### Pre-Conditions

For this scenario there are 2 registers in the store

NOTE: For all registers or register 1,3,5 type requests require separate messages.

### Post-Conditions

### Data (Batch Upload)

### Domain View

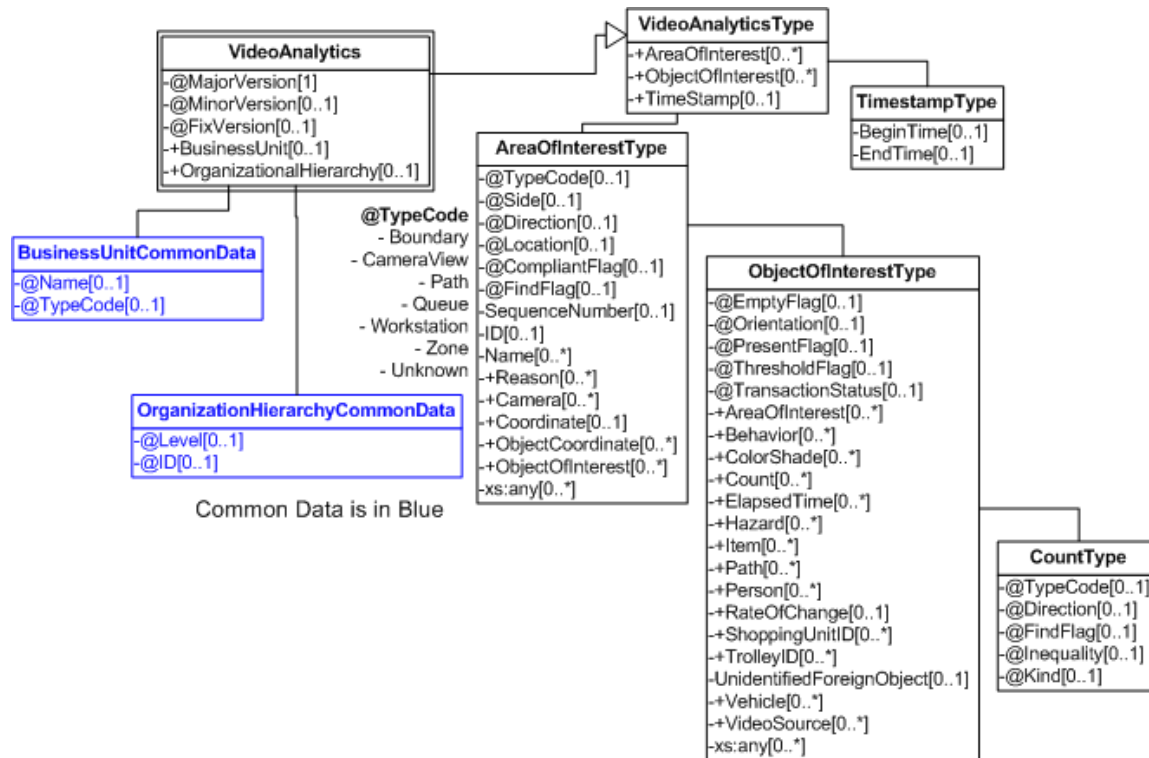


Figure 24: Request Queue Length For All Registers Request/Response Domain View

**Request/Response****4.2 ARTS XML Conformance XML Instance Document – Request Queue Length for All Registers in Store – Request**

```

<?xml version="1.0" encoding="UTF-8"?>
<VideoAnalyticsMessage xmlns:xsi="http://www.w3.org/2001/XMLSchema-instance"
  xsi:schemaLocation="http://www.omg.org/retail/VideoAnalytics/namespace/
  ../VideoAnalyticsMessageOrientedV1.0.0.xsd"
  xmlns="http://www.omg.org/retail/VideoAnalytics/namespace/" MajorVersion="1"
  MinorVersion="0" FixVersion="0">
  <ARTSHeader ActionCode="Read" MessageType="Request">
    <MessageID>12345678</MessageID>
    <DateTime>2006-05-04T18:13:51.0Z</DateTime>
  </ARTSHeader>
  <VideoAnalysis>
    <AreaOfInterest TypeCode="Queue">
      <!-- Queue for Register 1 -->
      <ID>1</ID>
      <ObjectOfInterest>
        <Count xsi:nil="true" Kind="ShoppingUnits" FindFlag="true"/>
      </ObjectOfInterest>
    </AreaOfInterest>
    <AreaOfInterest TypeCode="Queue">
      <!-- Queue for Register 2 -->
      <ID>2</ID>
      <ObjectOfInterest>
        <Count xsi:nil="true" Kind="ShoppingUnits" FindFlag="true"/>
      </ObjectOfInterest>
    </AreaOfInterest>
    <TimeStamp>
      <BeginTime>2006-05-04T18:13:51.0Z </BeginTime>
    </TimeStamp>
  </VideoAnalysis>
</VideoAnalyticsMessage>

```

**4.2 ARTS XML Conformance XML Instance Document – Request Queue Length for All Registers in Store - Response**

```

<?xml version="1.0" encoding="UTF-8"?>
<VideoAnalyticsMessage xmlns:xsi="http://www.w3.org/2001/XMLSchema-instance"
  xsi:schemaLocation="http://www.omg.org/retail/VideoAnalytics/namespace/
  ../VideoAnalyticsMessageOrientedV1.0.0.xsd"
  xmlns="http://www.omg.org/retail/VideoAnalytics/namespace/" MajorVersion="1"
  MinorVersion="0" FixVersion="0">
  <ARTSHeader ActionCode="Read" MessageType="Response">
    <MessageID>987654</MessageID>
    <DateTime>2006-05-04T18:15:51.0Z</DateTime>
    <Response ResponseCode="OK">
      <RequestID>12345678</RequestID>
    </Response>
  </ARTSHeader>
  <VideoAnalysis>
    <AreaOfInterest TypeCode="Queue">
      <!-- Queue at Register 1 -->
      <ID>1</ID>
      <ObjectOfInterest>

```

```
        <Count Kind="ShoppingUnits">3</Count>
      </ObjectOfInterest>
    </AreaOfInterest>
    <AreaOfInterest TypeCode="Queue">
      <!-- Queue at Register 2 -->
      <ID>2</ID>
      <ObjectOfInterest>
        <Count Kind="ShoppingUnits">5</Count>
      </ObjectOfInterest>
    </AreaOfInterest>
    <TimeStamp>
      <BeginTime>2006-05-04T18:15:51.0Z </BeginTime>
    </TimeStamp>
  </VideoAnalysis>
</VideoAnalyticsMessage>
```

### 4.3 Scenario: Queue Length

#### **Brief Description**

Line of customers waiting outside to catch a cab. (Security event)

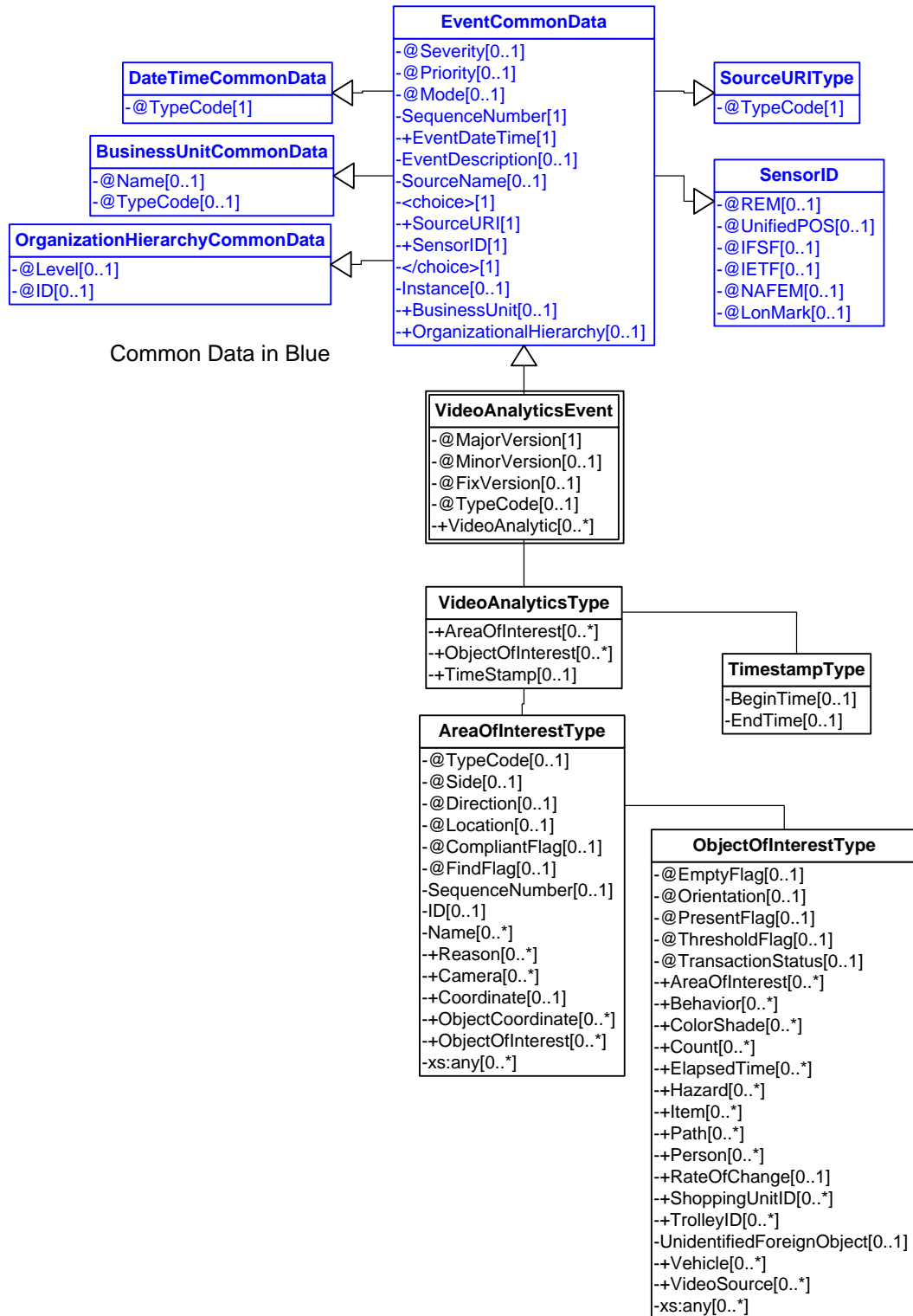
#### **Scenario Description**

#### **Pre-Conditions**

#### **Post-Conditions**

#### **Data**

**Domain View**



**Figure 25: Queue Length Event Domain View**



## **Event**

### **4.3 ARTS XML Conformance XML Instance Document – Queue Length Event**

```
<?xml version="1.0" encoding="UTF-8"?>
<VideoAnalyticsEvent xmlns:xsi="http://www.w3.org/2001/XMLSchema-instance"
  xsi:schemaLocation="http://www.omg.org/retail/VideoAnalytics/namespace/
  ../VideoAnalyticsEventV1.0.0.xsd"
  xmlns="http://www.omg.org/retail/VideoAnalytics/namespace/" MajorVersion="1"
  MinorVersion="0" FixVersion="0" TypeCode="Security">
  <SequenceNumber>11234</SequenceNumber>
  <EventDateTime>2006-05-04T18:13:51.0Z</EventDateTime>
  <SourceURI>Camera 1</SourceURI>
  <VideoAnalytic>
    <AreaOfInterest TypeCode="Zone" Location="Entry">
      <ObjectOfInterest ThresholdFlag="true">
        <Count Kind="Individuals">10</Count>
        <Hazard TypeCode="PathObstruction">Excessive Cab Line</Hazard>
      </ObjectOfInterest>
    </AreaOfInterest>
  </VideoAnalytic>
</VideoAnalyticsEvent>
```

## **4.4 Scenario: Queue Wait Time**

### **Brief Description**

How many shopping units have waited over 5 minutes in a line?

At a point in time the VA system is queried to determine how many shopping units have waited more than X minutes in one or more queues.

This would generally be used to assign more staff to improve customer service.

### **Scenario Description**

3 families have been waiting for over 5 minutes at the customer service counter.

### **Pre-Conditions**

query

### **Post-Conditions**

### **Data**

Request

FQQID: (Fully Qualified Queue IDentifier): possible to use more than one FQQID, or partially qualified so one can select a group of queues

X: number of time units (seconds, minutes, tbd) that is the threshold for the query.

Details flag: instructs VA system whether or not to return the GUIDs of the shopping units

Time threshold (over 5 minutes)

Response

FQQID (more than one possible returned value. The subsequent data is returned for each queue)

Count

Count type

List of shopping units: some form of GUID assigned to each shopping unit identified by the VA system. Not present unless details requested

Date/Time

## Domain View

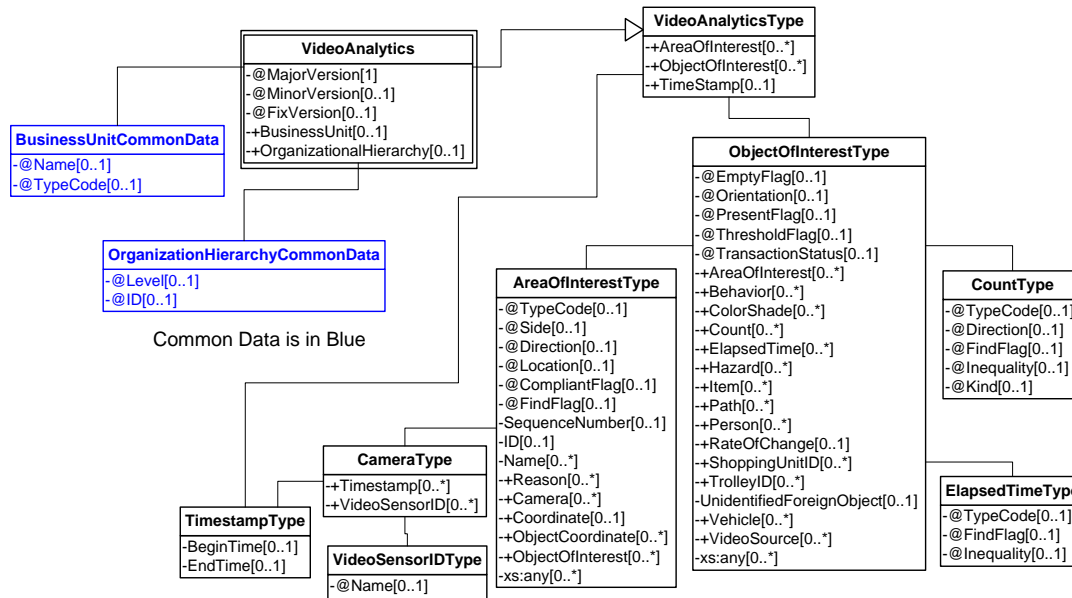


Figure 26: Excessive Queue Wait Time Request/Response Domain View

## Event

```

<?xml version="1.0" encoding="UTF-8"?>
<VideoAnalyticsEvent xmlns:xsi="http://www.w3.org/2001/XMLSchema-instance"
  xsi:schemaLocation="http://www.omg.org/retail/VideoAnalytics/namespace/
  ../VideoAnalyticsEventV1.0.0.xsd"
  xmlns="http://www.omg.org/retail/VideoAnalytics/namespace/" MajorVersion="1"
  MinorVersion="0" FixVersion="0" TypeCode="Safety">
  <SequenceNumber>11234</SequenceNumber>
  <EventDateTime>2006-05-04T00:00:00.0Z</EventDateTime>
  <SourceURI>Camera 1</SourceURI>
  <VideoAnalytic>
    <ObjectOfInterest ThresholdFlag="true">
      <AreaOfInterest TypeCode="Queue">
        <Camera>
          <TimeStamp>
            <BeginTime>2006-05-04T18:13:51.0Z</BeginTime>
          </TimeStamp>
          <VideoSensorID>Customer Service Camera</VideoSensorID>
        </Camera>
      </AreaOfInterest>
    </ObjectOfInterest>
  </VideoAnalytic>
</VideoAnalyticsEvent>
  
```

```

    </AreaOfInterest>
    <Count Kind="ShoppingUnits">5</Count>
    <ElapsedTime Inequality="GreaterThan">05:00:00.000</ElapsedTime>
  </ObjectOfInterest>
</VideoAnalytic>
</VideoAnalyticsEvent>

```

## **Request/Response**

### **4.4.2 ARTS XML Conformance XML Instance Document – Excessive Queue Wait Time Request**

```

<?xml version="1.0" encoding="UTF-8"?>
<VideoAnalyticsMessage xmlns:xsi="http://www.w3.org/2001/XMLSchema-instance"
  xsi:schemaLocation="http://www.omg.org/retail/VideoAnalytics/namespace/
  ../VideoAnalyticsMessageOrientedV1.0.0.xsd"
  xmlns="http://www.omg.org/retail/VideoAnalytics/namespace/" MajorVersion="1"
  MinorVersion="0" FixVersion="0">
  <ARTSHeader ActionCode="Read" MessageType="Request">
    <MessageID>12345678</MessageID>
    <DateTime>2006-05-04T18:13:51.0Z</DateTime>
  </ARTSHeader>
  <VideoAnalysis>
    <ObjectOfInterest ThresholdFlag="true">
      <AreaOfInterest TypeCode="Queue">
        <Camera>
          <TimeStamp>
            <BeginTime>2006-05-04T18:13:51.0Z</BeginTime>
          </TimeStamp>
          <VideoSensorID>Customer Service Camera</VideoSensorID>
        </Camera>
      </AreaOfInterest>
      <Count xsi:nil="true" Kind="ShoppingUnits" FindFlag="true"/>
      <ElapsedTime Inequality="GreaterThan">05:00:00.000</ElapsedTime>
    </ObjectOfInterest>
  </VideoAnalysis>
</VideoAnalyticsMessage>

```

### **4.4.2 ARTS XML Conformance XML Instance Document –Queue Wait Time Response**

```

<?xml version="1.0" encoding="UTF-8"?>
<VideoAnalyticsMessage xmlns:xsi="http://www.w3.org/2001/XMLSchema-instance"
  xsi:schemaLocation="http://www.omg.org/retail/VideoAnalytics/namespace/
  ../VideoAnalyticsMessageOrientedV1.0.0.xsd"
  xmlns="http://www.omg.org/retail/VideoAnalytics/namespace/" MajorVersion="1"
  MinorVersion="0" FixVersion="0">
  <ARTSHeader ActionCode="Read" MessageType="Response">
    <MessageID>987654</MessageID>
    <DateTime>2006-05-04T18:15:51.0Z</DateTime>
    <Response ResponseCode="OK">
      <RequestID>12345678</RequestID>
    </Response>
  </ARTSHeader>
  <VideoAnalysis>
    <ObjectOfInterest ThresholdFlag="true">
      <AreaOfInterest TypeCode="Queue">
        <Camera>
          <TimeStamp>
            <BeginTime>2006-05-04T18:13:51.0Z</BeginTime>
          </TimeStamp>
        </Camera>
      </AreaOfInterest>
    </ObjectOfInterest>
  </VideoAnalysis>
</VideoAnalyticsMessage>

```

```
        </TimeStamp>
        <VideoSensorID>Customer Service Camera</VideoSensorID>
    </Camera>
</AreaOfInterest>
<Count Kind="ShoppingUnits">5</Count>
<ElapsedTime Inequality="GreaterThan">05:00:00.000</ElapsedTime>
</ObjectOfInterest>
</VideoAnalysis>
</VideoAnalyticsMessage>
```

## 4.5 Scenario: Report the Average Queue Wait Time

### Brief Description

### Scenario Description

At 12:00 the system reports that over the last 15 minutes the average queue wait time was 3.15 minutes.

### Pre-Conditions

### Post-Conditions

### Data

**Domain View**

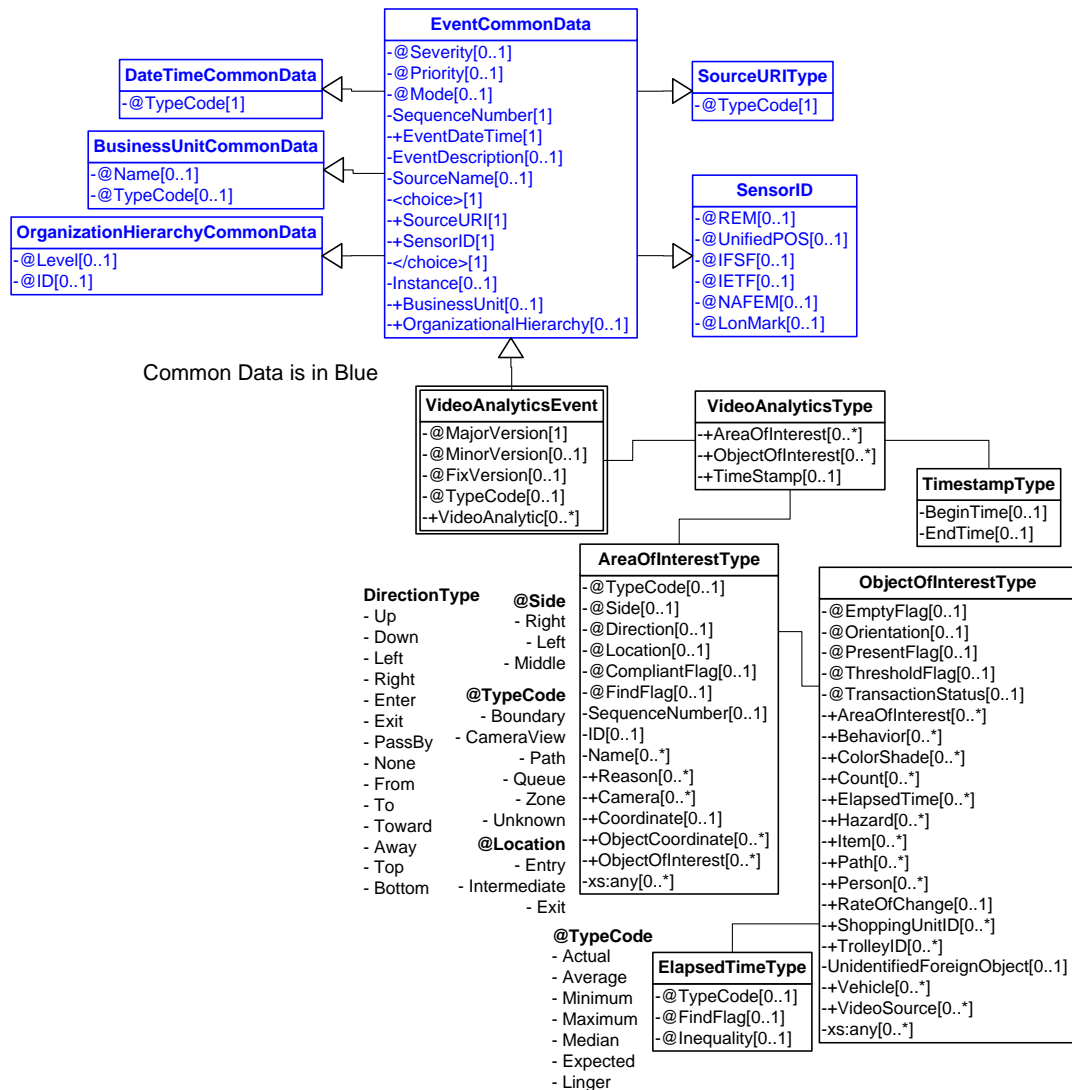


Figure 27: Report the Average Queue Wait Time Event Domain View

**Request/Response**

**4.5 ARTS XML Conformance XML Instance Document –Report the Average Queue Wait Time Request**

```

<?xml version="1.0" encoding="UTF-8"?>
<VideoAnalyticsMessage xmlns:xsi="http://www.w3.org/2001/XMLSchema-instance"
  xsi:schemaLocation="http://www.omg.org/retail/VideoAnalytics/namespace/
  ../VideoAnalyticsMessageOrientedV1.0.0.xsd"
  xmlns="http://www.omg.org/retail/VideoAnalytics/namespace/" MajorVersion="1"
  MinorVersion="0" FixVersion="0">
  <ARTSHeader ActionCode="Read" MessageType="Request">
    <MessageID>12345678</MessageID>
    <!-- Date/time of the request message -->
    <DateTime>2006-05-04T18:15:51.0Z</DateTime>
  </ARTSHeader>
</VideoAnalyticsMessage>

```

```

</ARTSHeader>
<VideoAnalysis>
  <AreaOfInterest TypeCode="Queue">
    <Camera>
      <TimeStamp>
        <!-- time interval for the data -->
        <BeginTime>2006-05-04T18:13:51.0Z</BeginTime>
        <EndTime>2006-05-04T18:28:51.0Z</EndTime>
      </TimeStamp>
      <VideoSensorID>Customer Service Camera</VideoSensorID>
    </Camera>
    <ObjectOfInterest>
      <!-- find the average queue time over the time interval -->
      <ElapsedTime TypeCode="Average" FindFlag="true" xsi:nil="true"/>
    </ObjectOfInterest>
  </AreaOfInterest>
</VideoAnalysis>
</VideoAnalyticsMessage>

```

#### 4.5 ARTS XML Conformance XML Instance Document –Report the Average Queue Wait Time Response

```

<?xml version="1.0" encoding="UTF-8"?>
<VideoAnalyticsMessage xmlns:xsi="http://www.w3.org/2001/XMLSchema-instance"
  xsi:schemaLocation="http://www.omg.org/retail/VideoAnalytics/namespace/
  ../VideoAnalyticsMessageOrientedV1.0.0.xsd"
  xmlns="http://www.omg.org/retail/VideoAnalytics/namespace/" MajorVersion="1"
  MinorVersion="0" FixVersion="0">
  <ARTSHeader ActionCode="Read" MessageType="Response">
    <MessageID>987654</MessageID>
    <DateTime>2006-05-04T18:15:51.0Z</DateTime>
    <Response ResponseCode="OK">
      <RequestID>12345678</RequestID>
    </Response>
  </ARTSHeader>
  <VideoAnalysis>
    <AreaOfInterest TypeCode="Queue">
      <Camera>
        <TimeStamp>
          <BeginTime>2006-05-04T18:13:51.0Z</BeginTime>
        </TimeStamp>
        <VideoSensorID>Customer Service Camera</VideoSensorID>
      </Camera>
      <ObjectOfInterest>
        <ElapsedTime TypeCode="Average">00:03:15.000</ElapsedTime>
      </ObjectOfInterest>
    </AreaOfInterest>
  </VideoAnalysis>
</VideoAnalyticsMessage>

```

## 4.6 Scenario: Over all the front of store registers, query the average queue wait time over the last 12 hours

### Brief Description

The store manager wants to evaluate the effectiveness of store operations and queries the VA database for the average wait time from 12:00pm to 12:00am.

### Scenario Description

### Pre-Conditions

### Post-Conditions

### Data

### Domain View

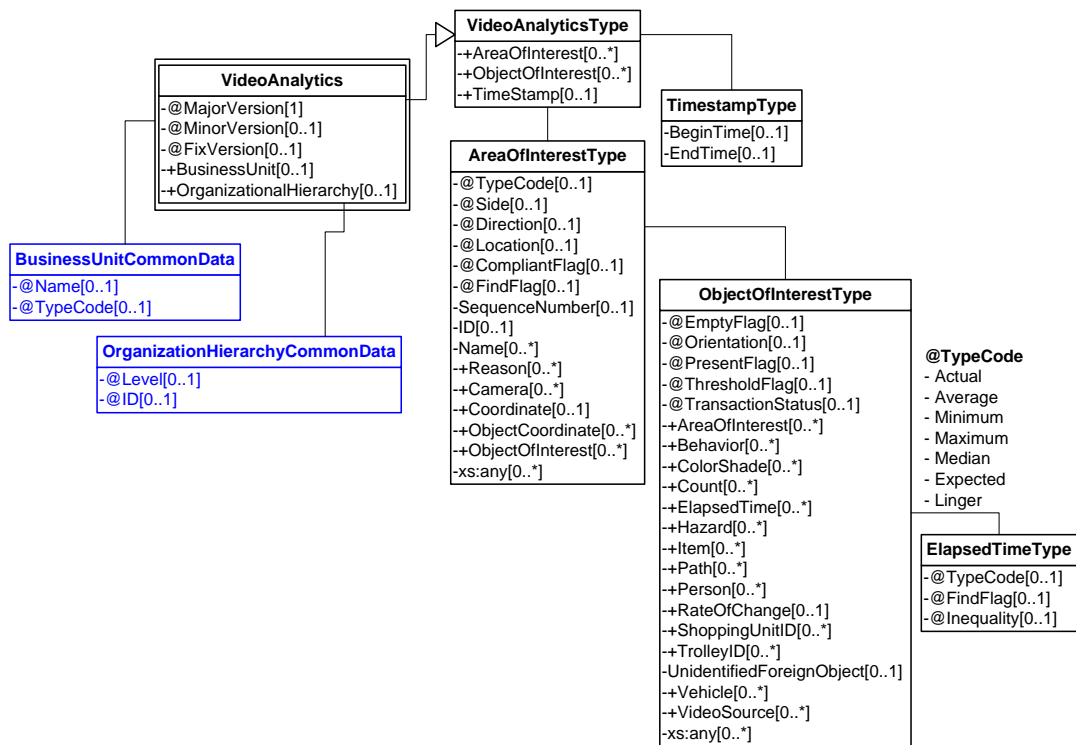


Figure 28: Average Wait Time Query Request/Response Domain View

### Request/Response

#### 4.6 ARTS XML Conformance XML Instance Document – Average Wait Time Query - Request

```

<?xml version="1.0" encoding="UTF-8"?>
<VideoAnalyticsMessage xmlns:xsi="http://www.w3.org/2001/XMLSchema-instance"

```

```

    xsi:schemaLocation="http://www.omg.org/retail/VideoAnalytics/namespace/
    ../VideoAnalyticsMessageOrientedV1.0.0.xsd"
    xmlns="http://www.omg.org/retail/VideoAnalytics/namespace/" MajorVersion="1"
    MinorVersion="0" FixVersion="0">
    <ARTSHeader ActionCode="Read" MessageType="Request">
        <MessageID>12345678</MessageID>
        <DateTime>2006-05-04T18:13:51.0Z</DateTime>
    </ARTSHeader>
    <VideoAnalysis>
        <AreaOfInterest TypeCode="Queue">
            <ObjectOfInterest>
                <ElapsedTime TypeCode="Average" xsi:nil="true" FindFlag="true"/>
            </ObjectOfInterest>
        </AreaOfInterest>
        <TimeStamp>
            <BeginTime>2006-05-04T00:00:00.0Z </BeginTime>
            <EndTime>2006-05-04T12:00:00.0Z </EndTime>
        </TimeStamp>
    </VideoAnalysis>
</VideoAnalyticsMessage>

```

#### 4.6 ARTS XML Conformance XML Instance Document – Average Wait Time Query - Response

```

<?xml version="1.0" encoding="UTF-8"?>
<VideoAnalyticsMessage xmlns:xsi="http://www.w3.org/2001/XMLSchema-instance"
    xsi:schemaLocation="http://www.omg.org/retail/VideoAnalytics/namespace/
    ../VideoAnalyticsMessageOrientedV1.0.0.xsd"
    xmlns="http://www.omg.org/retail/VideoAnalytics/namespace/" MajorVersion="1"
    MinorVersion="0" FixVersion="0">
    <ARTSHeader ActionCode="Read" MessageType="Response">
        <MessageID>987654</MessageID>
        <DateTime>2006-05-04T18:15:51.0Z</DateTime>
        <Response ResponseCode="OK">
            <RequestID>12345678</RequestID>
        </Response>
    </ARTSHeader>
    <VideoAnalysis>
        <AreaOfInterest TypeCode="Queue">
            <ObjectOfInterest>
                <ElapsedTime TypeCode="Average">00:03:00.000</ElapsedTime>
            </ObjectOfInterest>
        </AreaOfInterest>
        <TimeStamp>
            <BeginTime>2006-05-04T00:00:00.0Z </BeginTime>
            <EndTime>2006-05-04T12:00:00.0Z </EndTime>
        </TimeStamp>
    </VideoAnalysis>
</VideoAnalyticsMessage>

```



## 4.7 Scenario: Average Queue Length

### Brief Description

The labor scheduling system in trying to determine manpower needs queried the VA database for the average queue length in the period from 12:00pm to 12:00am.

### Scenario Description

### Pre-Conditions

### Post-Conditions

### Data

This is average queue length

### Domain View

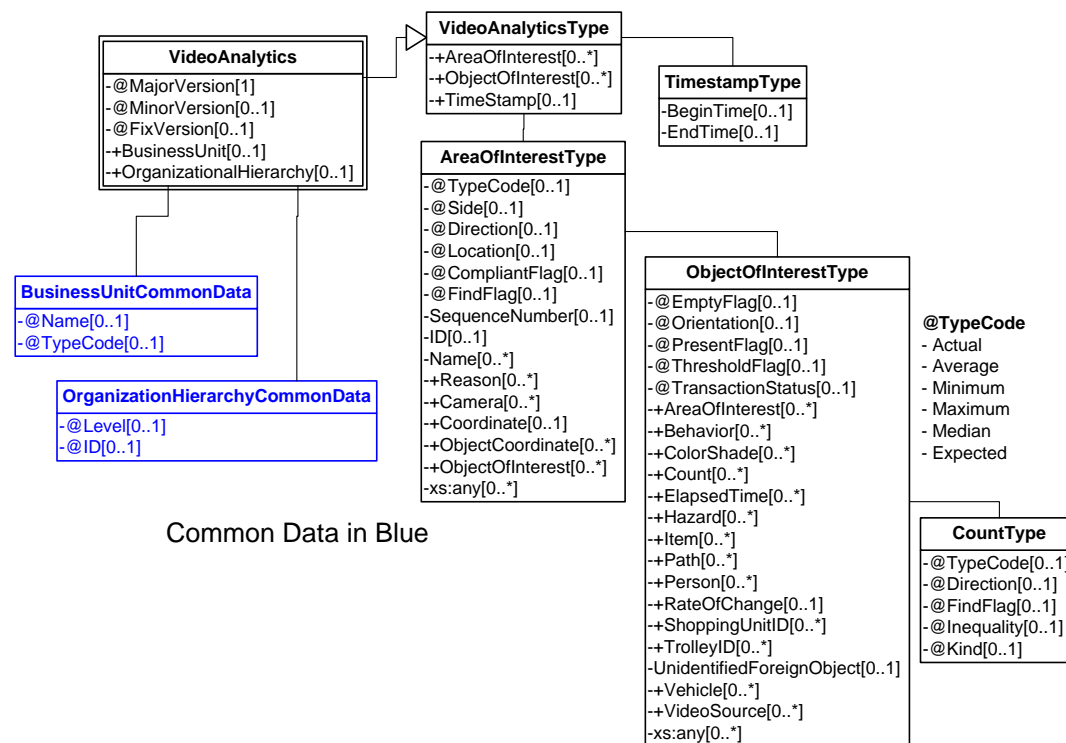


Figure 29: Average Queue Length Request/Response Domain View

### Request/Response

#### 4.7 ARTS XML Conformance XML Instance Document - Average Queue Length - Request

```

<?xml version="1.0" encoding="UTF-8"?>
<VideoAnalyticsMessage xmlns:xsi="http://www.w3.org/2001/XMLSchema-instance"

```

```

    xsi:schemaLocation="http://www.omg.org/retail/VideoAnalytics/namespace/
    ../VideoAnalyticsMessageOrientedV1.0.0.xsd"
    xmlns="http://www.omg.org/retail/VideoAnalytics/namespace/" MajorVersion="1"
    MinorVersion="0" FixVersion="0">
    <ARTSHeader ActionCode="Read" MessageType="Request">
        <MessageID>12345678</MessageID>
        <DateTime>2006-05-04T18:13:51.0Z</DateTime>
    </ARTSHeader>
    <VideoAnalysis>
        <AreaOfInterest TypeCode="Queue">
            <ObjectOfInterest>
                <Count TypeCode="Average" Kind="ShoppingUnits" xsi:nil="true"
                FindFlag="true"/>
            </ObjectOfInterest>
        </AreaOfInterest>
        <TimeStamp>
            <BeginTime>2006-05-04T00:00:00.0Z </BeginTime>
            <EndTime>2006-05-04T12:00:00.0Z </EndTime>
        </TimeStamp>
    </VideoAnalysis>
</VideoAnalyticsMessage>

```

#### 4.7 ARTS XML Conformance XML Instance Document - Average Queue Length - Response

```

<?xml version="1.0" encoding="UTF-8"?>
<VideoAnalyticsMessage xmlns:xsi="http://www.w3.org/2001/XMLSchema-instance"
    xsi:schemaLocation="http://www.omg.org/retail/VideoAnalytics/namespace/
    ../VideoAnalyticsMessageOrientedV1.0.0.xsd"
    xmlns="http://www.omg.org/retail/VideoAnalytics/namespace/" MajorVersion="1"
    MinorVersion="0" FixVersion="0">
    <ARTSHeader ActionCode="Read" MessageType="Response">
        <MessageID>987654</MessageID>
        <DateTime>2006-05-04T18:15:51.0Z</DateTime>
        <Response ResponseCode="OK">
            <RequestID>12345678</RequestID>
        </Response>
    </ARTSHeader>
    <VideoAnalysis>
        <AreaOfInterest TypeCode="Queue">
            <ObjectOfInterest>
                <Count TypeCode="Average" Kind="ShoppingUnits">4</Count>
            </ObjectOfInterest>
        </AreaOfInterest>
        <TimeStamp>
            <BeginTime>2006-05-04T00:00:00.0Z </BeginTime>
            <EndTime>2006-05-04T12:00:00.0Z </EndTime>
        </TimeStamp>
    </VideoAnalysis>
</VideoAnalyticsMessage>

```

## **4.8 Scenario: When checkout lines exceed a specified length, additional checkouts need to be opened.**

### **Brief Description**

### **Scenario Description**

At 10:15am checkout lines at all open registers exceeded a pre-specified length and an alert was communicated to the store manager.

### **Pre-Conditions**

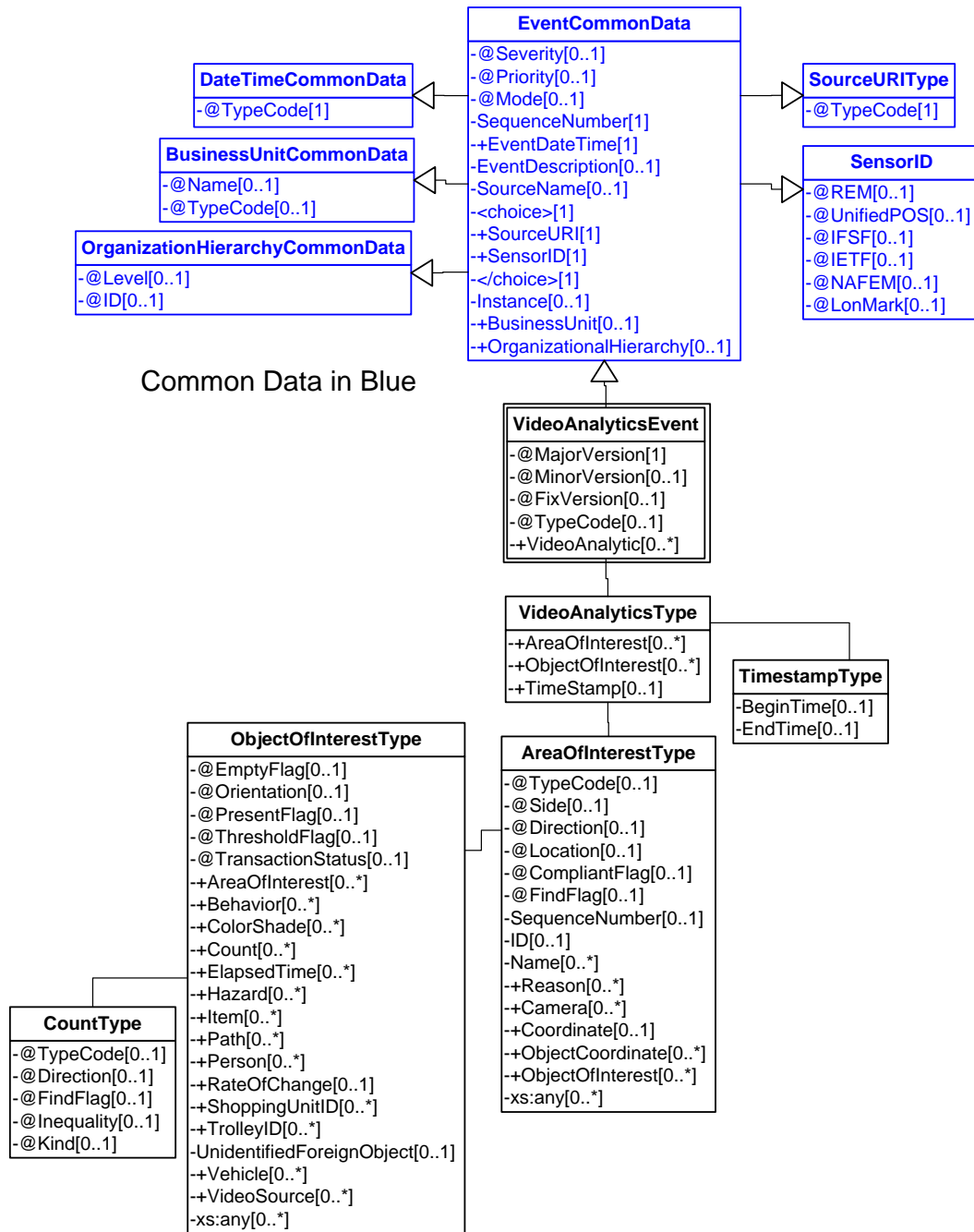
### **Post-Conditions**

### **Data**

Count of people in line

Threshold count

**Domain View**



**Figure 30: Checkout Lines Exceed a Specified Length Event Domain View**

## **Event**

### **4.8 ARTS XML Conformance XML Instance Document – Checkout Lines Exceed a Specified Length Event**

```
<?xml version="1.0" encoding="UTF-8"?>
<VideoAnalyticsEvent xmlns:xsi="http://www.w3.org/2001/XMLSchema-instance"
  xsi:schemaLocation="http://www.omg.org/retail/VideoAnalytics/namespace/
  ../VideoAnalyticsEventV1.0.0.xsd"
  xmlns="http://www.omg.org/retail/VideoAnalytics/namespace/" MajorVersion="1"
  MinorVersion="0" FixVersion="0" TypeCode="Staffing">
  <SequenceNumber>11234</SequenceNumber>
  <EventDateTime>2006-05-04T10:15:00.0Z</EventDateTime>
  <SourceURI>Camera 1</SourceURI>
  <VideoAnalytic>
    <AreaOfInterest TypeCode="Queue">
      <ObjectOfInterest ThresholdFlag="true">
        <Count Inequality="GreaterThan" Kind="ShoppingUnits">10</Count>
      </ObjectOfInterest>
    </AreaOfInterest>
  </VideoAnalytic>
</VideoAnalyticsEvent>
```

## 5. USE CASE: LP – SAFETY

---

### Brief Description

### 5.1 Scenario: Water on the floor...safety problem

#### Brief Description

#### Scenario Description

A customer spilled her soft drink on aisle 5.

#### Pre-Conditions

#### Post-Conditions

#### Data

Object of interest (Hazard type) contains area of interest

In query – request Object of Interest (Spill) and response returns area of interest.

**Domain View**

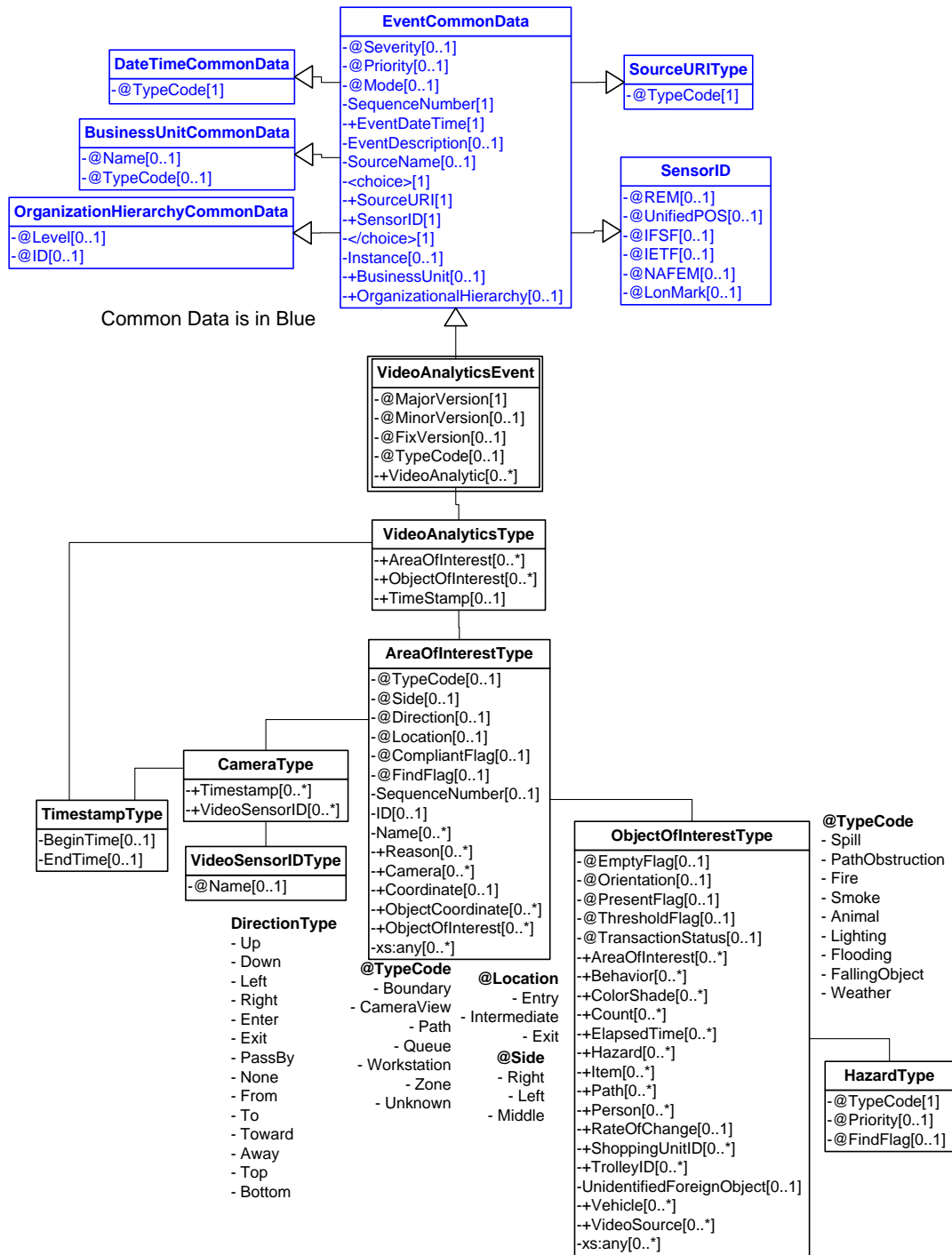


Figure 31: Water Spill - Safety Problem Event Domain View

**Event****5.1.1 ARTS XML Conformance XML Instance Document – Water Spill - Safety Problem Event**

```
<?xml version="1.0" encoding="UTF-8"?>
<VideoAnalyticsEvent xmlns:xsi="http://www.w3.org/2001/XMLSchema-instance"
  xsi:schemaLocation="http://www.omg.org/retail/VideoAnalytics/namespace/
  ../VideoAnalyticsEventV1.0.0.xsd"
  xmlns="http://www.omg.org/retail/VideoAnalytics/namespace/" MajorVersion="1"
  MinorVersion="0" FixVersion="0" TypeCode="Safety">
  <SequenceNumber>11234</SequenceNumber>
  <EventDateTime>2006-05-04T18:13:51.0Z</EventDateTime>
  <SourceURI>Camera 1</SourceURI>
  <VideoAnalytic>
    <AreaOfInterest TypeCode="Zone">
      <!-- Aisle 1 -->
      <ID>1</ID>
      <ObjectOfInterest>
        <Hazard TypeCode="Spill">Spill in Aisle 1</Hazard>
      </ObjectOfInterest>
    </AreaOfInterest>
  </VideoAnalytic>
</VideoAnalyticsEvent>
```

**Request/Response****5.1.2 ARTS XML Conformance XML Instance Document – Water Spill - Safety Problem -Request**

```
<?xml version="1.0" encoding="UTF-8"?>
<VideoAnalyticsMessage xmlns:xsi="http://www.w3.org/2001/XMLSchema-instance"
  xsi:schemaLocation="http://www.omg.org/retail/VideoAnalytics/namespace/
  ../VideoAnalyticsMessageOrientedV1.0.0.xsd"
  xmlns="http://www.omg.org/retail/VideoAnalytics/namespace/" MajorVersion="1"
  MinorVersion="0" FixVersion="0">
  <ARTSHeader ActionCode="Read" MessageType="Request">
    <MessageID>12345678</MessageID>
    <DateTime>2006-05-04T18:13:51.0Z</DateTime>
  </ARTSHeader>
  <VideoAnalysis>
    <ObjectOfInterest>
      <Hazard TypeCode="Spill" FindFlag="true"/>
    </ObjectOfInterest>
  </VideoAnalysis>
</VideoAnalyticsMessage>
```

**5.1.2 ARTS XML Conformance XML Instance Document – Water Spill - Safety Problem - Response**

```
<?xml version="1.0" encoding="UTF-8"?>
<VideoAnalyticsMessage xmlns:xsi="http://www.w3.org/2001/XMLSchema-instance"
  xsi:schemaLocation="http://www.omg.org/retail/VideoAnalytics/namespace/
  ../VideoAnalyticsMessageOrientedV1.0.0.xsd"
  xmlns="http://www.omg.org/retail/VideoAnalytics/namespace/" MajorVersion="1"
  MinorVersion="0" FixVersion="0">
  <ARTSHeader ActionCode="Read" MessageType="Response">
    <MessageID>987654</MessageID>
    <DateTime>2006-05-04T18:15:51.0Z</DateTime>
```



```
<Response ResponseCode="OK">
  <RequestID>12345678</RequestID>
</Response>
</ARTSHeader>
<VideoAnalysis>
  <AreaOfInterest TypeCode="Zone">
    <!-- Aisle 1 -->
    <ID>1</ID>
    <Camera>
      <TimeStamp>
        <!-- When the video shows a spill occurred -->
        <BeginTime>2006-04-04T18:15:51.0Z </BeginTime>
      </TimeStamp>
      <VideoSensorID>400</VideoSensorID>
    </Camera>
    <ObjectOfInterest>
      <Hazard TypeCode="Spill">Spill</Hazard>
    </ObjectOfInterest>
  </AreaOfInterest>
</VideoAnalysis>
</VideoAnalyticsMessage>
```

## 5.2 Scenario: Slip and Fall Event

### **Brief Description**

### **Scenario Description**

Guest fell in the parking lot on the ice.

### **Pre-Conditions**

### **Post-Conditions**

### **Data**

Date/Time

Person vs. thing (boxes that fell)

Area of interest – where the person fell

Event type – safety

Event Sub type – slip and fall

**Domain View**

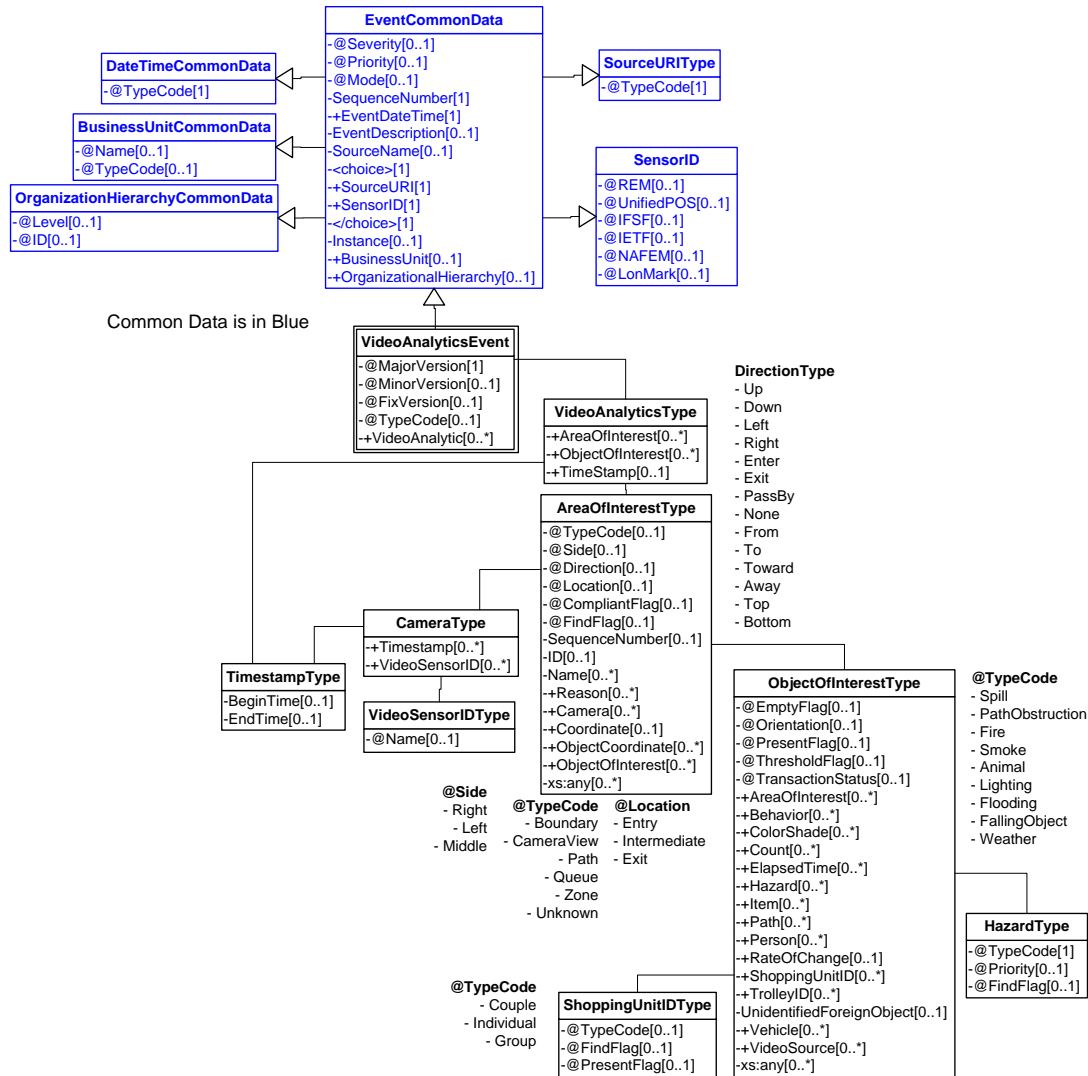


Figure 32: Slip and Fall Event Domain View

**Event**

**5.2 ARTS XML Conformance XML Instance Document – Slip and Fall - Event**

```
<?xml version="1.0" encoding="UTF-8"?>
<VideoAnalyticsEvent xmlns:xsi="http://www.w3.org/2001/XMLSchema-instance"
  xsi:schemaLocation="http://www.omg.org/retail/VideoAnalytics/namespace/
  ../VideoAnalyticsEventV1.0.0.xsd"
  xmlns="http://www.omg.org/retail/VideoAnalytics/namespace/" MajorVersion="1"
  MinorVersion="0" FixVersion="0" TypeCode="Safety">
  <SequenceNumber>11234</SequenceNumber>
  <EventDateTime>2006-05-04T18:13:51.0Z</EventDateTime>
  <SourceURI>Camera 1</SourceURI>
  <VideoAnalytic>
    <AreaOfInterest TypeCode="CameraView">
```

```

    <ObjectOfInterest>
      <Hazard TypeCode="SlipAndFall">Parking Lot</Hazard>
      <ShoppingUnitID TypeCode="Individual" />
    </ObjectOfInterest>
  </AreaOfInterest>
</VideoAnalytic>
</VideoAnalyticsEvent>

```

## **Request/Response**

### **5.2.2 ARTS XML Conformance XML Instance Document – Real-time validation of slip & fall claims Request**

```

<?xml version="1.0" encoding="UTF-8"?>
<VideoAnalyticsMessage xmlns:xsi="http://www.w3.org/2001/XMLSchema-instance"
  xsi:schemaLocation="http://www.omg.org/retail/VideoAnalytics/namespace/
  ../VideoAnalyticsMessageOrientedV1.0.0.xsd"
  xmlns="http://www.omg.org/retail/VideoAnalytics/namespace/" MajorVersion="1"
  MinorVersion="0" FixVersion="0">
  <ARTSHeader ActionCode="Read" MessageType="Request">
    <MessageID>12345678</MessageID>
    <DateTime>2006-05-04T18:13:51.0Z</DateTime>
  </ARTSHeader>
  <VideoAnalysis>
    <AreaOfInterest TypeCode="CameraView">
      <Camera>
        <TimeStamp>
          <BeginTime>2006-05-04T10:00:00.0Z </BeginTime>
        </TimeStamp>
        <!-- The camera which covers the area of interest -->
        <VideoSensorID>1</VideoSensorID>
      </Camera>
      <ObjectOfInterest>
        <Hazard TypeCode="SlipAndFall" FindFlag="true"/>
        <Person TypeCode="Customer" Gender="Female"/>
      </ObjectOfInterest>
    </AreaOfInterest>
  </VideoAnalysis>
</VideoAnalyticsMessage>

```

### **5.2.2 ARTS XML Conformance XML Instance Document – Real-time validation of slip & fall claims Response**

```

<?xml version="1.0" encoding="UTF-8"?>
<VideoAnalyticsMessage xmlns:xsi="http://www.w3.org/2001/XMLSchema-instance"
  xsi:schemaLocation="http://www.omg.org/retail/VideoAnalytics/namespace/
  ../VideoAnalyticsMessageOrientedV1.0.0.xsd"
  xmlns="http://www.omg.org/retail/VideoAnalytics/namespace/" MajorVersion="1"
  MinorVersion="0" FixVersion="0">
  <ARTSHeader ActionCode="Read" MessageType="Response">
    <MessageID>987654</MessageID>
    <DateTime>2006-05-04T18:15:51.0Z</DateTime>
    <Response ResponseCode="OK">
      <RequestID>12345678</RequestID>
    </Response>
  </ARTSHeader>
  <VideoAnalysis>
    <AreaOfInterest TypeCode="CameraView">
      <Camera>

```

```
<TimeStamp>
  <BeginTime>2006-05-04T10:00:00.0Z </BeginTime>
</TimeStamp>
<!-- The camera which covers the area of interest -->
<VideoSensorID>1</VideoSensorID>
</Camera>
<ObjectOfInterest>
  <Hazard TypeCode="SlipAndFall"/>
  <Person TypeCode="Customer" Gender="Female"/>
</ObjectOfInterest>
</AreaOfInterest>
</VideoAnalysis>
</VideoAnalyticsMessage>
```

### 5.3 Scenario: Abnormal Behavior in the Parking Lot Event

#### **Brief Description**

Monitor people wandering in parking lot...suspect car break-ins or other crimes

#### **Scenario Description**

A guest is walking around the parking lot and not going into the store.

#### **Pre-Conditions**

#### **Post-Conditions**

#### **Data**

Date/Time

Person

Behavior

Area(s) of Interest

**Domain View**

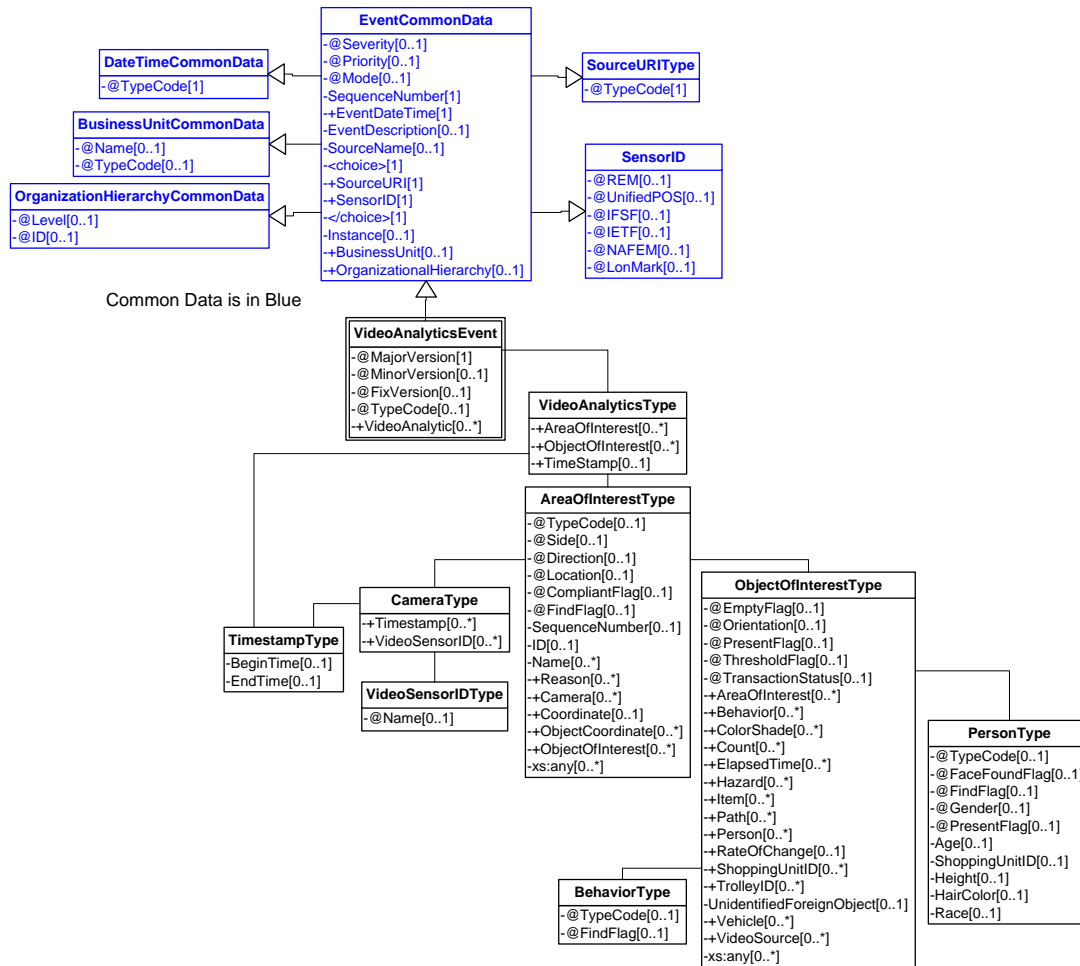


Figure 33: Abnormal Behavior in the Parking Event Lot Domain View

**Event**

5.3 ARTS XML Conformance XML Instance Document – Abnormal Behavior in the Parking Lot - Event

```
<?xml version="1.0" encoding="UTF-8"?>
<VideoAnalyticsEvent xmlns:xsi="http://www.w3.org/2001/XMLSchema-instance"
  xsi:schemaLocation="http://www.omg.org/retail/VideoAnalytics/namespace/
  ../VideoAnalyticsEventV1.0.0.xsd"
  xmlns="http://www.omg.org/retail/VideoAnalytics/namespace/" MajorVersion="1"
  MinorVersion="0" FixVersion="0" TypeCode="Security">
  <SequenceNumber>11234</SequenceNumber>
  <EventDateTime>2006-05-04T18:13:51.0Z</EventDateTime>
  <SourceURI>Camera 1</SourceURI>
  <VideoAnalytic>
    <AreaOfInterest TypeCode="CameraView">
      <ObjectOfInterest>
        <Behavior TypeCode="Lingering"/>
        <ElapsedTime TypeCode="Actual">00:10:51.0Z</ElapsedTime>
        <Person TypeCode="Customer"/>
      </ObjectOfInterest>
    </AreaOfInterest>
  </VideoAnalytic>
</VideoAnalyticsEvent>
```

```
        </ObjectOfInterest>  
    </AreaOfInterest>  
</VideoAnalytic>  
</VideoAnalyticsEvent>
```

## 5.4 Scenario: Amber Alerts Query

### Brief Description

### Scenario Description

Mother comes in and says her child was abducted in a red car in the north parking lot in the last 10 minutes.

### Pre-Conditions

### Post-Conditions

### Data

Request

Date/Time

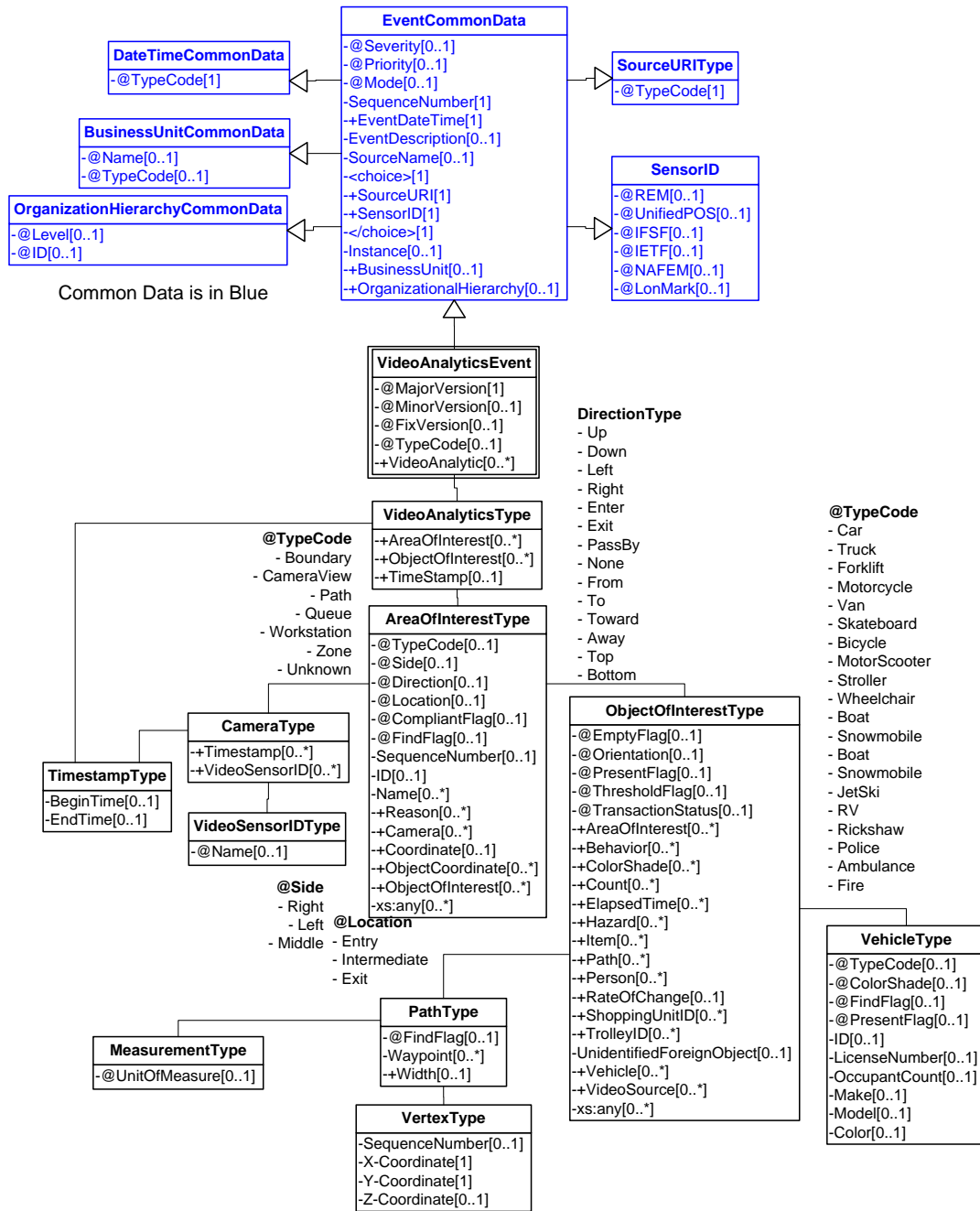
Person

Area of Interest

Vehicle

Response

**Domain View**



**Figure 34: Amber Alerts Event Domain View**

### 5.4.1 Query – Find all the children getting into a red car in the last 10 minutes

#### **Data**

Request

Date/Time

Person (Height) (Child, teenager, adult)

Area of Interest

Vehicle

Response

Date/Time

VideoSensorID

Person

Object of Interest (Vehicle)

Area of Interest

#### **Request/Response**

##### **5.4.1 ARTS XML Conformance XML Instance Document – Amber Alerts - Request**

```
<?xml version="1.0" encoding="UTF-8"?>
<VideoAnalyticsMessage xmlns:xsi="http://www.w3.org/2001/XMLSchema-instance"
  xsi:schemaLocation="http://www.omg.org/retail/VideoAnalytics/namespace/
  ../VideoAnalyticsMessageOrientedV1.0.0.xsd"
  xmlns="http://www.omg.org/retail/VideoAnalytics/namespace/" MajorVersion="1"
  MinorVersion="0" FixVersion="0">
  <ARTSHeader ActionCode="Read" MessageType="Request">
    <MessageID>12345678</MessageID>
    <DateTime>2006-05-04T18:13:51.0Z</DateTime>
  </ARTSHeader>
  <VideoAnalysis>
    <AreaOfInterest TypeCode="CameraView">
      <Camera>
        <!-- Parking Lot Camera -->
        <VideoSensorID>PL1</VideoSensorID>
      </Camera>
      <ObjectOfInterest>
        <Behavior TypeCode="Abduction"/>
        <Person Gender="Male" FindFlag="true"/>
        <Person Gender="Boy"/>
        <Vehicle TypeCode="Car">
          <Color>Red</Color>
        </Vehicle>
      </ObjectOfInterest>
    </AreaOfInterest>
    <TimeStamp>
      <BeginTime>2006-05-04T18:13:51.0Z </BeginTime>
      <EndTime>2006-05-04T18:28:51.0Z </EndTime>
    </TimeStamp>
  </VideoAnalysis>
</VideoAnalyticsMessage>
```



#### 5.4.1 ARTS XML Conformance XML Instance Document – Amber Alerts - Response

```
<?xml version="1.0" encoding="UTF-8"?>
<VideoAnalyticsMessage xmlns:xsi="http://www.w3.org/2001/XMLSchema-instance"
  xsi:schemaLocation="http://www.omg.org/retail/VideoAnalytics/namespace/
  ../VideoAnalyticsMessageOrientedV1.0.0.xsd"
  xmlns="http://www.omg.org/retail/VideoAnalytics/namespace/" MajorVersion="1"
  MinorVersion="0" FixVersion="0">
  <ARTSHeader ActionCode="Read" MessageType="Response">
    <MessageID>987654</MessageID>
    <DateTime>2006-05-04T18:15:51.0Z</DateTime>
    <Response ResponseCode="OK">
      <RequestID>12345678</RequestID>
    </Response>
  </ARTSHeader>
  <VideoAnalysis>
    <AreaOfInterest TypeCode="CameraView">
      <Camera>
        <!-- Parking Lot Camera -->
        <VideoSensorID>PLL</VideoSensorID>
      </Camera>
      <ObjectOfInterest>
        <Behavior TypeCode="Abduction"/>
        <Person Gender="Male">
          <HairColor>Brown</HairColor>
          <Race>Caucasian</Race>
        </Person>
        <Vehicle TypeCode="Car">
          <Color>Red</Color>
        </Vehicle>
      </ObjectOfInterest>
    </AreaOfInterest>
    <TimeStamp>
      <BeginTime>2006-05-04T18:15:51.0Z </BeginTime>
      <EndTime>2006-05-04T18:30:51.0Z </EndTime>
    </TimeStamp>
  </VideoAnalysis>
</VideoAnalyticsMessage>
```

#### 5.4.2 Query – find all the red cars that were present in the last 30 minutes in the parking lot

##### Data

Request

Date/Time range

Area of Interest

Object of Interest (Vehicle)

Response

Date/Time

VideoSensorID

Area of Interest

Object of Interest (Vehicle)

**Request/Response****5.4.2 ARTS XML Conformance XML Instance Document – Find Red Cars - Request**

```

<?xml version="1.0" encoding="UTF-8"?>
<VideoAnalyticsMessage xmlns:xsi="http://www.w3.org/2001/XMLSchema-instance"
  xsi:schemaLocation="http://www.omg.org/retail/VideoAnalytics/namespace/
  ../VideoAnalyticsMessageOrientedV1.0.0.xsd"
  xmlns="http://www.omg.org/retail/VideoAnalytics/namespace/" MajorVersion="1"
  MinorVersion="0" FixVersion="0">
  <ARTSHeader ActionCode="Read" MessageType="Request">
    <MessageID>12345678</MessageID>
    <DateTime>2006-05-04T18:13:51.0Z</DateTime>
  </ARTSHeader>
  <VideoAnalysis>
    <AreaOfInterest TypeCode="CameraView">
      <Camera>
        <!-- Parking Lot Camera -->
        <VideoSensorID>PL1</VideoSensorID>
      </Camera>
      <ObjectOfInterest>
        <Vehicle TypeCode="Car" FindFlag="true"/>
        <Color>Red</Color>
      </Vehicle>
    </ObjectOfInterest>
  </AreaOfInterest>
  <TimeStamp>
    <BeginTime>2006-05-04T18:00:51.0Z </BeginTime>
    <EndTime>2006-05-04T18:30:51.0Z </EndTime>
  </TimeStamp>
</VideoAnalysis>
</VideoAnalyticsMessage>

```

**5.4.2 ARTS XML Conformance XML Instance Document – Find Red Cars - Response**

```

<?xml version="1.0" encoding="UTF-8"?>
<VideoAnalyticsMessage xmlns:xsi="http://www.w3.org/2001/XMLSchema-instance"
  xsi:schemaLocation="http://www.omg.org/retail/VideoAnalytics/namespace/
  ../VideoAnalyticsMessageOrientedV1.0.0.xsd"
  xmlns="http://www.omg.org/retail/VideoAnalytics/namespace/" MajorVersion="1"
  MinorVersion="0" FixVersion="0">
  <ARTSHeader ActionCode="Read" MessageType="Response">
    <MessageID>987654</MessageID>
    <DateTime>2006-05-04T18:15:51.0Z</DateTime>
    <Response ResponseCode="OK">
      <RequestID>12345678</RequestID>
    </Response>
  </ARTSHeader>
  <VideoAnalysis>
    <AreaOfInterest TypeCode="CameraView">
      <Camera>
        <!-- Parking Lot Camera -->
        <VideoSensorID>PL1</VideoSensorID>
      </Camera>
      <!-- This Red car was there from 8 to 10am -->
    </ObjectOfInterest>
    <AreaOfInterest>

```

```
<Camera>
  <TimeStamp>
    <BeginTime>2006-05-04T08:00:00.0Z</BeginTime>
    <EndTime>2006-05-04T10:00:00.0Z</EndTime>
  </TimeStamp>
</Camera>
</AreaOfInterest>
<Vehicle TypeCode="Car">
  <ID>101</ID>
  <Color>Red</Color>
</Vehicle>
</ObjectOfInterest>
<!-- This Red car was there from 8:30 to 9am -->
<ObjectOfInterest>
  <AreaOfInterest>
    <Camera>
      <TimeStamp>
        <BeginTime>2006-05-04T08:30:00.0Z</BeginTime>
        <EndTime>2006-05-04T09:00:00.0Z</EndTime>
      </TimeStamp>
    </Camera>
  </AreaOfInterest>
  <Vehicle TypeCode="Car">
    <ID>200</ID>
    <Color>Red</Color>
  </Vehicle>
</ObjectOfInterest>
</AreaOfInterest>
</VideoAnalysis>
</VideoAnalyticsMessage>
```

### 5.4.3 Query – find the full path of the car

#### **Data**

Request

Date/Time

Area of Interest

Vehicle

Response

Date/Time

VideoSensorID(s)

Path Object (X,Y Coordinate) with respect to an Area of Interest (normally this is a normalized set of coordinates with respect to the camera)

Object of Interest (Vehicle)

#### **Request/Response**

### 5.4.3 ARTS XML Conformance XML Instance Document – Find Car Path - Request

```
<?xml version="1.0" encoding="UTF-8"?>
```

```

<VideoAnalyticsMessage xmlns:xsi="http://www.w3.org/2001/XMLSchema-instance"
  xsi:schemaLocation="http://www.omg.org/retail/VideoAnalytics/namespace/
  ../VideoAnalyticsMessageOrientedV1.0.0.xsd"
  xmlns="http://www.omg.org/retail/VideoAnalytics/namespace/" MajorVersion="1"
  MinorVersion="0" FixVersion="0">
  <ARTSHeader ActionCode="Read" MessageType="Request">
    <MessageID>12345678</MessageID>
    <DateTime>2006-05-04T18:13:51.0Z</DateTime>
  </ARTSHeader>
  <VideoAnalysis>
    <ObjectOfInterest>
      <AreaOfInterest TypeCode="Path">
        <Camera>
          <TimeStamp>
            <BeginTime>2006-05-04T18:13:51.0Z</BeginTime>
            <EndTime>2006-05-04T18:13:51.0Z</EndTime>
          </TimeStamp>
          <VideoSensorID>ParkingLot1</VideoSensorID>
        </Camera>
        <ObjectCoordinate FindFlag="true"/>
      </AreaOfInterest>
      <Vehicle TypeCode="Car">
        <ID>100</ID>
        <Color>Red</Color>
      </Vehicle>
    </ObjectOfInterest>
  </VideoAnalysis>
</VideoAnalyticsMessage>

```

### 5.4.3 ARTS XML Conformance XML Instance Document – Find Car Path - Response

```

<?xml version="1.0" encoding="UTF-8"?>
<VideoAnalyticsMessage xmlns:xsi="http://www.w3.org/2001/XMLSchema-instance"
  xsi:schemaLocation="http://www.omg.org/retail/VideoAnalytics/namespace/
  ../VideoAnalyticsMessageOrientedV1.0.0.xsd"
  xmlns="http://www.omg.org/retail/VideoAnalytics/namespace/" MajorVersion="1"
  MinorVersion="0" FixVersion="0">
  <ARTSHeader ActionCode="Read" MessageType="Response">
    <MessageID>987654</MessageID>
    <DateTime>2006-05-04T18:15:51.0Z</DateTime>
    <Response ResponseCode="OK">
      <RequestID>12345678</RequestID>
    </Response>
  </ARTSHeader>
  <VideoAnalysis>
    <ObjectOfInterest>
      <AreaOfInterest TypeCode="Path">
        <Camera>
          <TimeStamp>
            <BeginTime>2006-05-04T18:13:51.0Z</BeginTime>
            <EndTime>2006-05-04T18:13:51.0Z</EndTime>
          </TimeStamp>
          <VideoSensorID>ParkingLot1</VideoSensorID>
        </Camera>
        <ObjectCoordinate>
          <SequenceNumber>1</SequenceNumber>
          <!-- Resolution is determined during configuration -->

```

```

        <X-Coordinate>100</X-Coordinate>
        <Y-Coordinate>20</Y-Coordinate>
    </ObjectCoordinate>
    <ObjectCoordinate>
        <SequenceNumber>2</SequenceNumber>
        <X-Coordinate>120</X-Coordinate>
        <Y-Coordinate>30</Y-Coordinate>
    </ObjectCoordinate>
</AreaOfInterest>
<Vehicle TypeCode="Car">
    <ID>100</ID>
    <Color>Red</Color>
</Vehicle>
</ObjectOfInterest>
</VideoAnalysis>
</VideoAnalyticsMessage>

```

#### 5.4.4 Query – find path of the driver prior to getting in the car

##### **Data**

Request

Date/Time

Person

Area of Interest

Response

Date/Time

VideoSensorID(s)

Path Object (X,Y Coordinate) with respect to an Area of Interest (normally this is a normalized set of coordinates with respect to the camera)

Object of Interest (Person)

##### **Request/Response**

#### 5.4.4 ARTS XML Conformance XML Instance Document – find path of the driver prior to getting in the car - Request

```

<?xml version="1.0" encoding="UTF-8"?>
<VideoAnalyticsMessage xmlns:xsi="http://www.w3.org/2001/XMLSchema-instance"
    xsi:schemaLocation="http://www.omg.org/retail/VideoAnalytics/namespace/
    ../VideoAnalyticsMessageOrientedV1.0.0.xsd"
    xmlns="http://www.omg.org/retail/VideoAnalytics/namespace/" MajorVersion="1"
    MinorVersion="0" FixVersion="0">
    <ARTSHeader ActionCode="Read" MessageType="Request">
        <MessageID>12345678</MessageID>
        <DateTime>2006-05-04T18:13:51.0Z</DateTime>
    </ARTSHeader>
    <VideoAnalysis>
        <ObjectOfInterest>
            <AreaOfInterest TypeCode="Path">
                <Camera>

```

```

        <TimeStamp>
            <BeginTime>2006-05-04T18:13:51.0Z</BeginTime>
            <EndTime>2006-05-04T18:28:51.0Z</EndTime>
        </TimeStamp>
        <VideoSensorID>Parking Lot 1</VideoSensorID>
    </Camera>
    <!-- We are requesting the coordinates for this object -->
    <ObjectCoordinate FindFlag="true"/>
</AreaOfInterest>
<Person TypeCode="Driver">
    <ID>100</ID>
</Person>
    <Vehicle TypeCode="Car">
        <ID>234</ID>
        <Color>Red</Color>
    </Vehicle>
</ObjectOfInterest>
</VideoAnalysis>
</VideoAnalyticsMessage>

```

#### 5.4.4 ARTS XML Conformance XML Instance Document – find path of the driver prior to getting in the car - Response

```

<?xml version="1.0" encoding="UTF-8"?>
<VideoAnalyticsMessage xmlns:xsi="http://www.w3.org/2001/XMLSchema-instance"
    xsi:schemaLocation="http://www.omg.org/retail/VideoAnalytics/namespace/
    ../VideoAnalyticsMessageOrientedV1.0.0.xsd"
    xmlns="http://www.omg.org/retail/VideoAnalytics/namespace/" MajorVersion="1"
    MinorVersion="0" FixVersion="0">
    <ARTSHeader ActionCode="Read" MessageType="Response">
        <MessageID>987654</MessageID>
        <DateTime>2006-05-04T18:15:51.0Z</DateTime>
        <Response ResponseCode="OK">
            <RequestID>12345678</RequestID>
        </Response>
    </ARTSHeader>
    <VideoAnalysis>
        <ObjectOfInterest>
            <!-- If the object crosses multiple cameras then there would be multiple
AreaOfInterests -->
            <AreaOfInterest TypeCode="Path">
                <Camera>
                    <TimeStamp>
                        <BeginTime>2006-05-04T18:13:51.0Z</BeginTime>
                        <EndTime>2006-05-04T18:28:51.0Z</EndTime>
                    </TimeStamp>
                    <VideoSensorID>Parking Lot 1</VideoSensorID>
                </Camera>
                <!-- These are repeated for the entire path of this object in this Area of Interest -->
                <!-- Resolution is determined during configuration -->
                <ObjectCoordinate>
                    <SequenceNumber>1</SequenceNumber>
                    <X-Coordinate>100</X-Coordinate>
                    <Y-Coordinate>20</Y-Coordinate>
                </ObjectCoordinate>
                <ObjectCoordinate>
                    <SequenceNumber>2</SequenceNumber>

```

```
        <X-Coordinate>110</X-Coordinate>
        <Y-Coordinate>35</Y-Coordinate>
    </ObjectCoordinate>
</AreaOfInterest>
<Person TypeCode="Driver">
    <ID>100</ID>
</Person>
<Vehicle TypeCode="Car">
    <ID>234</ID>
    <Color>Red</Color>
</Vehicle>
</ObjectOfInterest>
</VideoAnalysis>
</VideoAnalyticsMessage>
```

## 5.5 Scenario: Lost Child

### Brief Description

### Scenario Description

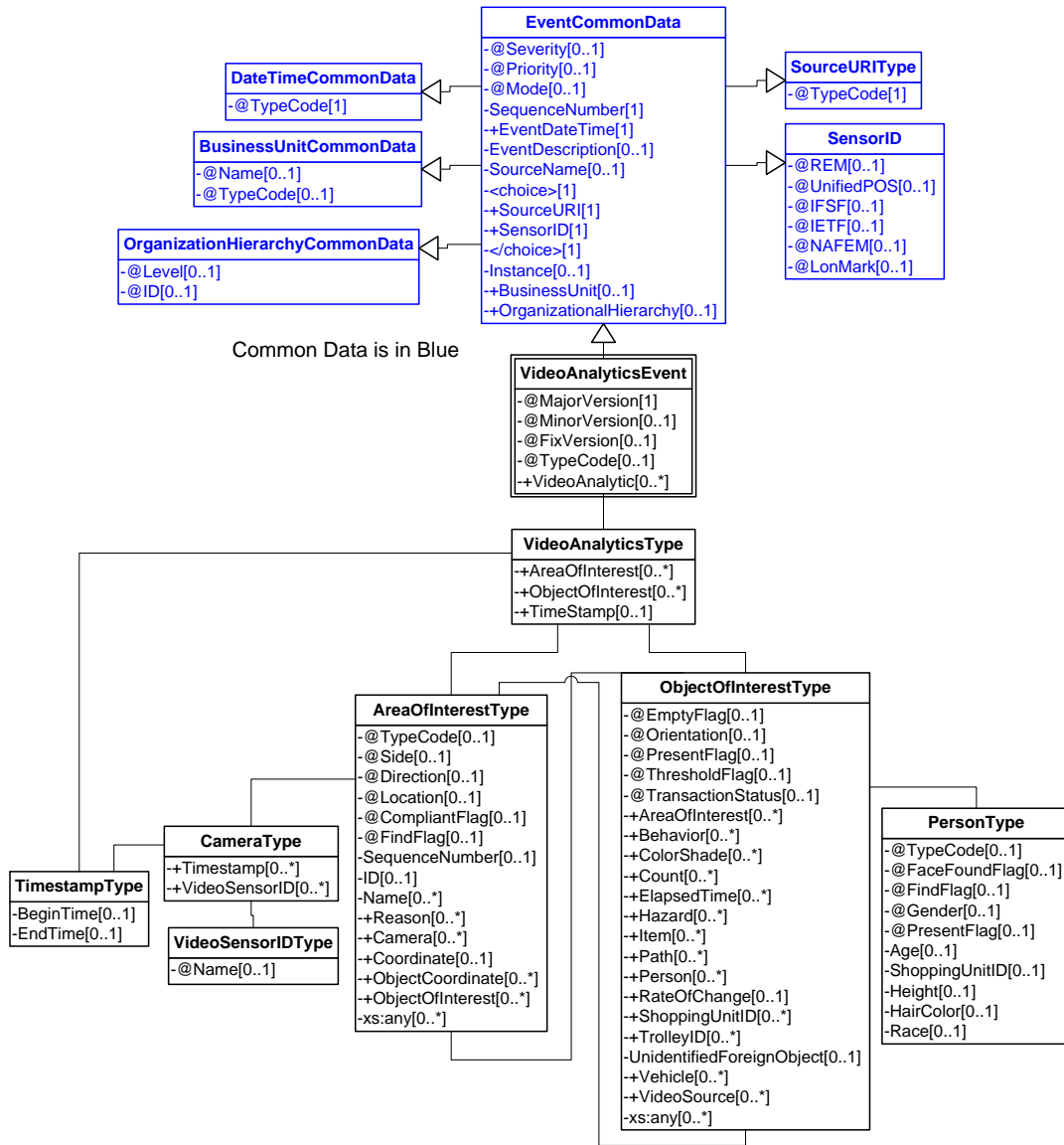
Within minutes of reported lost child, track parent on the video back to where they lost the child and then track the child forward on the video to identify their current location. Mitigate risk of abduction and avoid store lockdown for lost child event.

### Pre-Conditions

### Post-Conditions

### Data

**Domain View**



Common Data is in Blue

**Figure 35: Lost Child Domain View**

**5.5.1 Query - track the parent back to entry in the store**

Request

Date Range

Object of interest (person (mom))

Area of interest (current location) (used to track back to the entrance)

Response

Date/Time



VideoSensorID(s)

Path

**Request/Response****5.5.1 ARTS XML Conformance XML Instance Document – track the parent back to entry in the store - Request**

```

<?xml version="1.0" encoding="UTF-8"?>
<VideoAnalyticsMessage xmlns:xsi="http://www.w3.org/2001/XMLSchema-instance"
  xsi:schemaLocation="http://www.omg.org/retail/VideoAnalytics/namespace/
  ../VideoAnalyticsMessageOrientedV1.0.0.xsd"
  xmlns="http://www.omg.org/retail/VideoAnalytics/namespace/" MajorVersion="1"
  MinorVersion="0" FixVersion="0">
  <ARTSHeader ActionCode="Read" MessageType="Request">
    <MessageID>12345678</MessageID>
    <DateTime>2006-05-04T18:13:51.0Z</DateTime>
  </ARTSHeader>
  <VideoAnalysis>
    <ObjectOfInterest>
      <AreaOfInterest TypeCode="Path">
        <Camera>
          <TimeStamp>
            <BeginTime>2006-05-04T18:13:51.0Z</BeginTime>
            <EndTime>2006-05-04T18:28:51.0Z</EndTime>
          </TimeStamp>
          <VideoSensorID>Parking Lot 1</VideoSensorID>
        </Camera>
        <!-- We are requesting the coordinates for this object -->
        <ObjectCoordinate FindFlag="true"/>
      </AreaOfInterest>
      <Person TypeCode="Driver" Gender="Female">
        <ID>102</ID>
      </Person>
      <Vehicle TypeCode="Car">
        <ID>334</ID>
        <Color>Red</Color>
      </Vehicle>
    </ObjectOfInterest>
  </VideoAnalysis>
</VideoAnalyticsMessage>

```

**5.5.1 ARTS XML Conformance XML Instance Document – track the parent back to entry in the store – Response**

```

<?xml version="1.0" encoding="UTF-8"?>
<VideoAnalyticsMessage xmlns:xsi="http://www.w3.org/2001/XMLSchema-instance"
  xsi:schemaLocation="http://www.omg.org/retail/VideoAnalytics/namespace/
  ../VideoAnalyticsMessageOrientedV1.0.0.xsd"
  xmlns="http://www.omg.org/retail/VideoAnalytics/namespace/" MajorVersion="1"
  MinorVersion="0" FixVersion="0">
  <ARTSHeader ActionCode="Read" MessageType="Response">
    <MessageID>987654</MessageID>
    <DateTime>2006-05-04T18:15:51.0Z</DateTime>
    <Response ResponseCode="OK">
      <RequestID>12345678</RequestID>
    </Response>
  </ARTSHeader>
</VideoAnalyticsMessage>

```

```

</ARTSHeader>
<VideoAnalysis>
  <ObjectOfInterest>
    <!-- If the object crosses multiple cameras then there would be multiple
AreaOfInterests -->
    <AreaOfInterest TypeCode="Path">
      <Camera>
        <TimeStamp>
          <BeginTime>2006-05-04T18:13:51.0Z</BeginTime>
          <EndTime>2006-05-04T18:28:51.0Z</EndTime>
        </TimeStamp>
        <VideoSensorID>Parking Lot 1</VideoSensorID>
      </Camera>
      <!-- These are repeated for the entire path of this object in this Area of Interest -->
      <!-- Resolution is determined at configuration -->
      <ObjectCoordinate>
        <SequenceNumber>1</SequenceNumber>
        <X-Coordinate>100</X-Coordinate>
        <Y-Coordinate>20</Y-Coordinate>
      </ObjectCoordinate>
      <ObjectCoordinate>
        <SequenceNumber>2</SequenceNumber>
        <X-Coordinate>110</X-Coordinate>
        <Y-Coordinate>35</Y-Coordinate>
      </ObjectCoordinate>
    </AreaOfInterest>
    <Person TypeCode="Driver" Gender="Female"/>
    <Vehicle TypeCode="Car">
      <Color>Red</Color>
    </Vehicle>
  </ObjectOfInterest>
</VideoAnalysis>
</VideoAnalyticsMessage>

```

### 5.5.2 Query: Find all persons with these characteristics

Request:

Date/Time range

Height, color

Response:

Date/Time

VideoSensorID

Area of Interest

Object of Interest (Person)

#### Request/Response

### 5.5.2 ARTS XML Conformance XML Instance Document – Find all persons with these characteristics - Request

```

<?xml version="1.0" encoding="UTF-8"?>
<VideoAnalyticsMessage xmlns:xsi="http://www.w3.org/2001/XMLSchema-instance"

```

```

    xsi:schemaLocation="http://www.omg.org/retail/VideoAnalytics/namespace/
    ../VideoAnalyticsMessageOrientedV1.0.0.xsd"
    xmlns="http://www.omg.org/retail/VideoAnalytics/namespace/" MajorVersion="1"
    MinorVersion="0" FixVersion="0">
    <ARTSHeader ActionCode="Read" MessageType="Request">
      <MessageID>12345678</MessageID>
      <DateTime>2006-05-04T18:13:51.0Z</DateTime>
    </ARTSHeader>
    <VideoAnalysis>
      <ObjectOfInterest>
        <Person TypeCode="Customer" Gender="Male" FindFlag="true">
          <Height UnitOfMeasureCode="INH">67</Height>
          <HairColor>Brown</HairColor>
        </Person>
      </ObjectOfInterest>
      <TimeStamp>
        <BeginTime>2006-05-04T10:00:00.0Z</BeginTime>
        <EndTime>2006-05-04T10:15:00.0Z</EndTime>
      </TimeStamp>
    </VideoAnalysis>
  </VideoAnalyticsMessage>

```

### 5.5.2 ARTS XML Conformance XML Instance Document – Find all persons with these characteristics w – Response

```

<?xml version="1.0" encoding="UTF-8"?>
<VideoAnalyticsMessage xmlns:xsi="http://www.w3.org/2001/XMLSchema-instance"
  xsi:schemaLocation="http://www.omg.org/retail/VideoAnalytics/namespace/
  ../VideoAnalyticsMessageOrientedV1.0.0.xsd"
  xmlns="http://www.omg.org/retail/VideoAnalytics/namespace/"
  MajorVersion="1"
  MinorVersion="0" FixVersion="0">
  <ARTSHeader ActionCode="Read" MessageType="Response">
    <MessageID>987654</MessageID>
    <DateTime>2006-05-04T18:15:51.0Z</DateTime>
    <Response ResponseCode="OK">
      <RequestID>12345678</RequestID>
    </Response>
  </ARTSHeader>
  <VideoAnalysis>
    <!-- First Person -->
    <ObjectOfInterest>
      <AreaOfInterest TypeCode="Path">
        <ObjectCoordinate>
          <SequenceNumber>1</SequenceNumber>
          <X-Coordinate>100</X-Coordinate>
          <Y-Coordinate>20</Y-Coordinate>
        </ObjectCoordinate>
      </AreaOfInterest>
      <Person TypeCode="Customer" Gender="Male">
        <Height UnitOfMeasureCode="INH">67</Height>
        <HairColor>Brown</HairColor>
      </Person>
    </ObjectOfInterest>
    <!-- Second Person -->
    <ObjectOfInterest>
      <AreaOfInterest TypeCode="Path">

```

```
        <ObjectCoordinate>
            <SequenceNumber>1</SequenceNumber>
            <X-Coordinate>200</X-Coordinate>
            <Y-Coordinate>26</Y-Coordinate>
        </ObjectCoordinate>
    </AreaOfInterest>
    <Person TypeCode="Customer" Gender="Male">
        <Height UnitOfMeasureCode="INH">67</Height>
        <HairColor>Brown</HairColor>
    </Person>
</ObjectOfInterest>
<TimeStamp>
    <BeginTime>2006-05-04T10:00:00.0Z</BeginTime>
    <EndTime>2006-05-04T10:15:00.0Z</EndTime>
</TimeStamp>
</VideoAnalysis>
</VideoAnalyticsMessage>
```

## 5.6 Scenario: Object Abandoned in the Aisle

### Brief Description

### Scenario Description

A - Criminal gets spooked and leaves the trolley with 50 cartons of baby formula in the stuff zone or push aisle.  
(type code = security)

### Pre-Conditions

### Post-Conditions

### Data

Event – Alert when the cart was abandoned

Date/Time

Area of Interest

Object of Interest (Trolley)

Request – find out when and who abandoned it

Date/Time range

Area of Interest

Object of Interest (Trolley)

Response

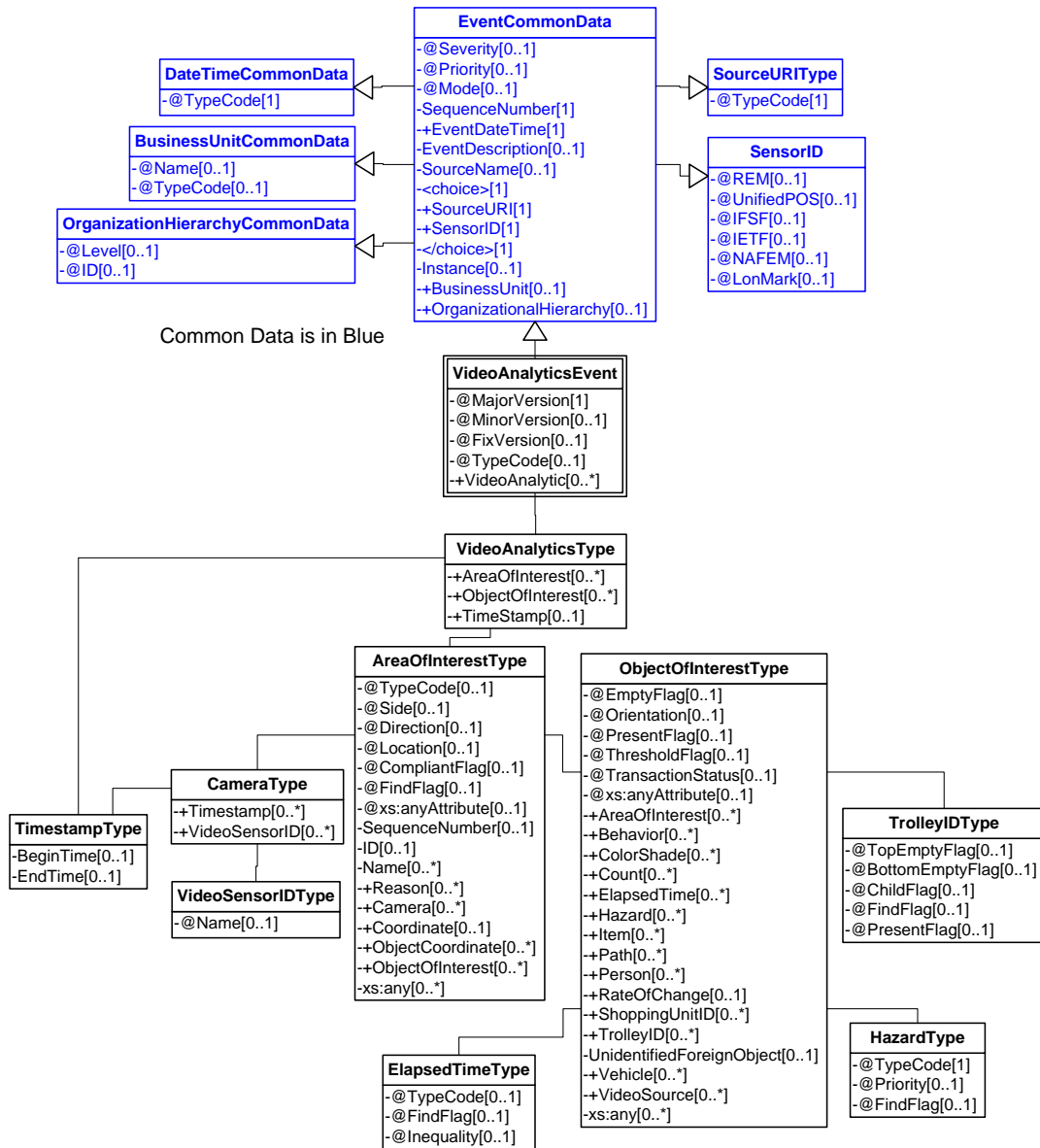
Date/Time

VideoSensorID

Area of Interest

Object of Interest (Person)

**Domain View**



**Figure 36: Object abandoned in the aisle Domain View**

**Event**

**5.6.1 ARTS XML Conformance XML Instance Document – Object abandoned in the aisle Event**

```

<?xml version="1.0" encoding="UTF-8"?>
<VideoAnalyticsEvent xmlns:xsi="http://www.w3.org/2001/XMLSchema-instance"
  xsi:schemaLocation="http://www.omg.org/retail/VideoAnalytics/namespace/
  ../VideoAnalyticsEventV1.0.0.xsd"
  xmlns="http://www.omg.org/retail/VideoAnalytics/namespace/" MajorVersion="1"
  MinorVersion="0" FixVersion="0" TypeCode="Security">
  <SequenceNumber>11234</SequenceNumber>
  
```

```

<EventDateTime>2006-05-04T18:13:51.0Z</EventDateTime>
<SourceURI>Camera 1</SourceURI>
<VideoAnalytic>
  <AreaOfInterest TypeCode="Zone">
    <ID>100</ID>
    <ObjectOfInterest>
      <ElapsedTime TypeCode="Actual">00:10:51.0Z</ElapsedTime>
      <ElapsedTime TypeCode="Threshold">00:10:00.0Z</ElapsedTime>
      <Hazard TypeCode="LeftObject"/>
      <TrolleyID>TrolleyID0</TrolleyID>
    </ObjectOfInterest>
  </AreaOfInterest>
</VideoAnalytic>
</VideoAnalyticsEvent>

```

## **Request/Response**

### **5.6.2 ARTS XML Conformance XML Instance Document – Object abandoned in the aisle Request**

```

<?xml version="1.0" encoding="UTF-8"?>
<VideoAnalyticsMessage xmlns:xsi="http://www.w3.org/2001/XMLSchema-instance"
  xsi:schemaLocation="http://www.omg.org/retail/VideoAnalytics/namespace/
  ../VideoAnalyticsMessageOrientedV1.0.0.xsd"
  xmlns="http://www.omg.org/retail/VideoAnalytics/namespace/" MajorVersion="1"
  MinorVersion="0" FixVersion="0">
  <ARTSHeader ActionCode="Read" MessageType="Request">
    <MessageID>12345678</MessageID>
    <DateTime>2006-05-04T18:13:51.0Z</DateTime>
  </ARTSHeader>
  <VideoAnalysis>
    <AreaOfInterest TypeCode="Zone">
      <ID>100</ID>
      <ObjectOfInterest>
        <Hazard TypeCode="LeftObject" FindFlag="true"/>
      </ObjectOfInterest>
    </AreaOfInterest>
    <TimeStamp>
      <BeginTime>2006-05-04T10:00:00.0Z</BeginTime>
      <EndTime>2006-05-04T10:15:00.0Z</EndTime>
    </TimeStamp>
  </VideoAnalysis>
</VideoAnalyticsMessage>

```

### **5.6.2 ARTS XML Conformance XML Instance Document – Object abandoned in the aisle Response**

```

<?xml version="1.0" encoding="UTF-8"?>
<VideoAnalyticsMessage xmlns:xsi="http://www.w3.org/2001/XMLSchema-instance"
  xsi:schemaLocation="http://www.omg.org/retail/VideoAnalytics/namespace/
  ../VideoAnalyticsMessageOrientedV1.0.0.xsd"
  xmlns="http://www.omg.org/retail/VideoAnalytics/namespace/" MajorVersion="1"
  MinorVersion="0" FixVersion="0">
  <ARTSHeader ActionCode="Read" MessageType="Response">
    <MessageID>987654</MessageID>
    <DateTime>2006-05-04T18:15:51.0Z</DateTime>
    <Response ResponseCode="OK">

```

## ARTS XML Video Analytics Technical Specification

```
<RequestID>12345678</RequestID>
</Response>
</ARTSHeader>
<VideoAnalysis>
  <AreaOfInterest TypeCode="Zone">
    <ID>100</ID>
    <ObjectOfInterest>
      <ElapsedTime TypeCode="Actual">00:10:51.0Z</ElapsedTime>
      <ElapsedTime TypeCode="Threshold">00:10:00.0Z</ElapsedTime>
      <Hazard TypeCode="LeftObject"/>
      <TrolleyID>TrolleyID0</TrolleyID>
    </ObjectOfInterest>
  </AreaOfInterest>
  <TimeStamp>
    <BeginTime>2006-05-04T10:00:00.0Z</BeginTime>
    <EndTime>2006-05-04T10:15:00.0Z</EndTime>
  </TimeStamp>
</VideoAnalysis>
</VideoAnalyticsMessage>
```

## 6. USE CASE: LP – LOSS PREVENTION - VIDEO ASSET SURVEILLANCE

### Brief Description

### Data

### Domain View

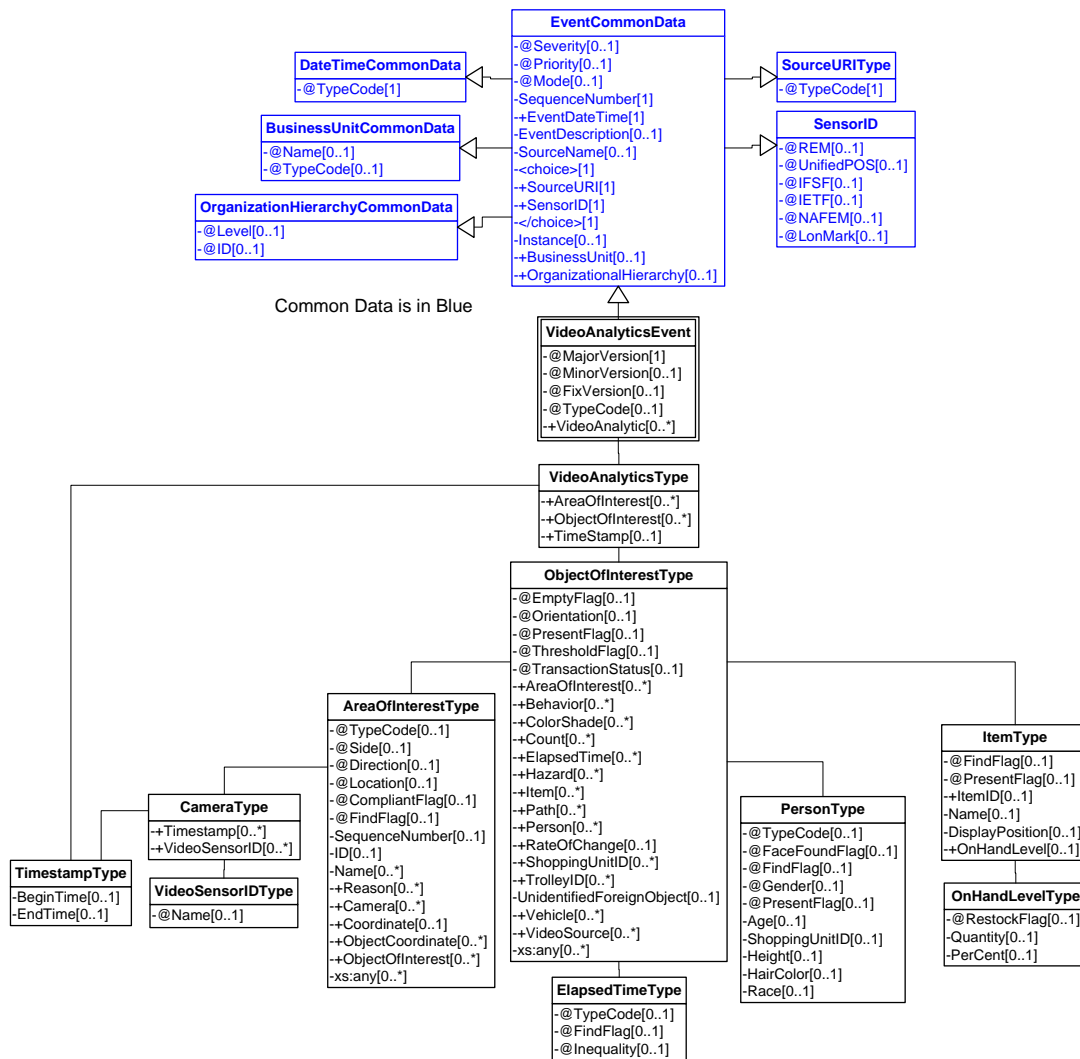


Figure 37: Video Asset Surveillance Domain View



## 6.1 Scenario: High Dollar Items Removed from Shelf

### Brief Description

MP3 player removed from shelf in aisle 3.

### Pre-Conditions

### Post-Conditions

### Data

Event – Alert when MP3 player removed from shelf

Date/Time

Area of Interest

Object of Interest (MP3)

Request – Find who removed MP3 player from shelf

Date/Time range

Area of Interest

Object of Interest (MP3)

Response

Date/Time

VideoSensorID

Area of Interest

Object of Interest (Person)

Object of Interest (MP3)

### Event

#### 6.1.1 ARTS XML Conformance XML Instance Document – High Dollar Items Removed from Shelf Event

```
<?xml version="1.0" encoding="UTF-8"?>
<VideoAnalyticsEvent xmlns:xsi="http://www.w3.org/2001/XMLSchema-instance"
  xsi:schemaLocation="http://www.omg.org/retail/VideoAnalytics/namespace/
  ../VideoAnalyticsEventV1.0.0.xsd"
  xmlns="http://www.omg.org/retail/VideoAnalytics/namespace/" MajorVersion="1"
  MinorVersion="0" FixVersion="0" TypeCode="Security">
  <SequenceNumber>11234</SequenceNumber>
  <EventDateTime>2006-05-04T18:13:51.0Z</EventDateTime>
  <SourceURI>Camera 1</SourceURI>
  <VideoAnalytic>
    <ObjectOfInterest>
      <AreaOfInterest TypeCode="Shelf">
        <ID>234</ID>
      </AreaOfInterest>
      <Item>
        <!-- This id is configured in the VA system for this shelf -->
        <ItemID>2345</ItemID>
        <Name>MP3</Name>
```

```

        <DisplayPosition>Shelf</DisplayPosition>
    </Item>
    <Person TypeCode="Customer"/>
</ObjectOfInterest>
</VideoAnalytic>
</VideoAnalyticsEvent>

```

## **Request/Response**

### **6.1.2 ARTS XML Conformance XML Instance Document – High Dollar Items Removed from Shelf – Request**

```

<?xml version="1.0" encoding="UTF-8"?>
<VideoAnalyticsMessage xmlns:xsi="http://www.w3.org/2001/XMLSchema-instance"
  xsi:schemaLocation="http://www.omg.org/retail/VideoAnalytics/namespace/
  ../VideoAnalyticsMessageOrientedV1.0.0.xsd"
  xmlns="http://www.omg.org/retail/VideoAnalytics/namespace/" MajorVersion="1"
  MinorVersion="0" FixVersion="0">
  <ARTSHeader ActionCode="Read" MessageType="Request">
    <MessageID>12345678</MessageID>
    <DateTime>2006-05-04T18:13:51.0Z</DateTime>
  </ARTSHeader>
  <VideoAnalysis>
    <!-- when was a high dollar item removed -->
    <ObjectOfInterest>
      <!-- The unique id for this shelf -->
      <AreaOfInterest TypeCode="Shelf">
        <ID>234</ID>
        <!-- Camera point at that shelf -->
        <Camera>
          <!-- time frame we are checking -->
          <TimeStamp>
            <BeginTime>2006-05-04T10:00:00.0Z</BeginTime>
            <EndTime>2006-05-04T10:15:00.0Z</EndTime>
          </TimeStamp>
          <VideoSensorID>10</VideoSensorID>
        </Camera>
      </AreaOfInterest>
      <Item FindFlag="true"/>
    </ObjectOfInterest>
  </VideoAnalysis>
</VideoAnalyticsMessage>

```

### **6.1.2 ARTS XML Conformance XML Instance Document – High Dollar Items Removed from Shelf - Response**

```

<?xml version="1.0" encoding="UTF-8"?>
<VideoAnalyticsMessage xmlns:xsi="http://www.w3.org/2001/XMLSchema-instance"
  xsi:schemaLocation="http://www.omg.org/retail/VideoAnalytics/namespace/
  ../VideoAnalyticsMessageOrientedV1.0.0.xsd"
  xmlns="http://www.omg.org/retail/VideoAnalytics/namespace/" MajorVersion="1"
  MinorVersion="0" FixVersion="0">
  <ARTSHeader ActionCode="Read" MessageType="Response">
    <MessageID>987654</MessageID>
    <DateTime>2006-05-04T18:15:51.0Z</DateTime>
    <Response ResponseCode="OK">
      <RequestID>12345678</RequestID>
    </Response>
  </ARTSHeader>
</VideoAnalyticsMessage>

```

```
</ARTSHeader>
<VideoAnalysis>
  <ObjectOfInterest>
    <AreaOfInterest TypeCode="Shelf">
      <ID>234</ID>
      <Camera>
        <TimeStamp>
          <BeginTime>2006-05-04T10:05:00.0Z</BeginTime>
        </TimeStamp>
        <VideoSensorID>10</VideoSensorID>
      </Camera>
    </AreaOfInterest>
    <Item>
      <!-- This id is configured in the VA system for this shelf -->
      <ItemID>2345</ItemID>
      <Name>MP3</Name>
      <DisplayPosition>Shelf</DisplayPosition>
    </Item>
    <Person TypeCode="Customer"/>
  </ObjectOfInterest>
</VideoAnalysis>
</VideoAnalyticsMessage>
```

## 6.2 Scenario: Shelf Sweep (wipeout) of a Large Quantity of Items

### **Brief Description**

A customer takes many items from a peg hook.

### **Pre-Conditions**

### **Post-Conditions**

### **Data**

Event – Abnormal change in quantity of the product on the shelf within a time period

Date/Time

Area of Interest

Object of Interest (Merchandise – with OnHandLevel below a threshold type and Duration type and Elapsed time within a range)

Request – Find abnormal changes in quantity of product on shelf within a time period

Date/Time range

Area of Interest

Object of Interest (Merchandise – with OnHandLevel below a threshold type and Duration type and Elapsed time within a range)

Response

Date/Time

VideoSensorID

Area of Interest

Object of Interest (Merchandise – with OnHandLevel and Duration)

**Domain View**

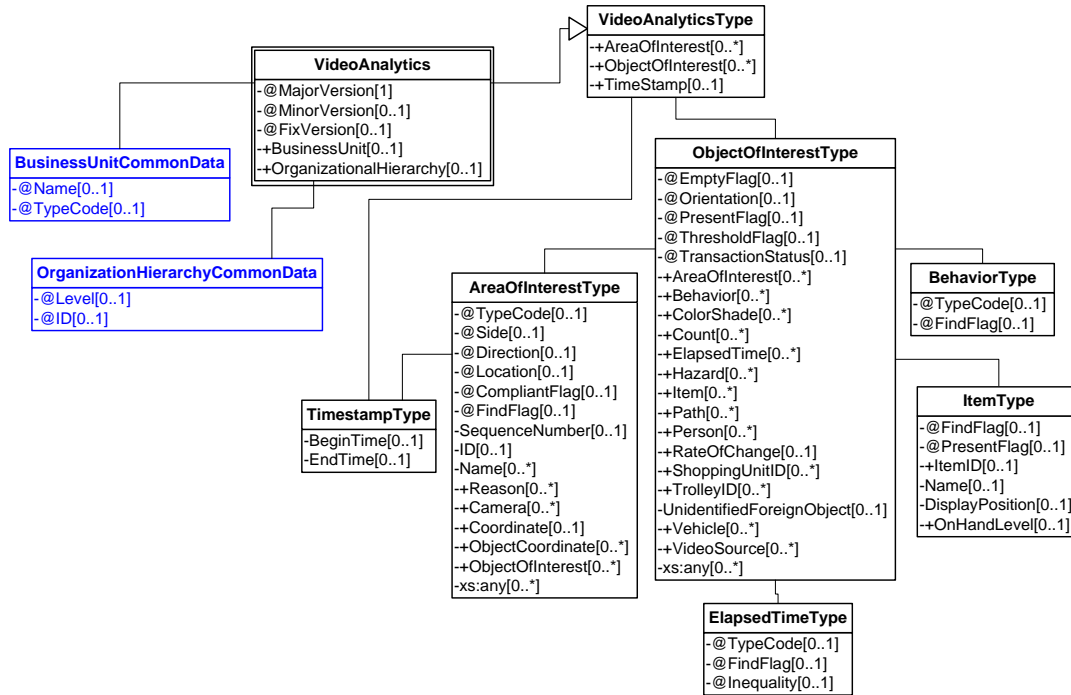


Figure 38: Shelf Sweep Domain View

**Event**

6.2.1 ARTS XML Conformance XML Instance Document – Shelf Sweep Event

```

<?xml version="1.0" encoding="UTF-8"?>
<VideoAnalyticsEvent xmlns:xsi="http://www.w3.org/2001/XMLSchema-instance"
  xsi:schemaLocation="http://www.omg.org/retail/VideoAnalytics/namespace/
  ../VideoAnalyticsEventV1.0.0.xsd"
  xmlns="http://www.omg.org/retail/VideoAnalytics/namespace/" MajorVersion="1"
  MinorVersion="0" FixVersion="0" TypeCode="Security">
  <SequenceNumber>11234</SequenceNumber>
  <EventDateTime>2006-05-04T18:13:51.0Z</EventDateTime>
  <SourceURI>Camera 1</SourceURI>
  <VideoAnalytic>
    <ObjectOfInterest ThresholdFlag="true">
      <AreaOfInterest TypeCode="Path" Side="Left">
        <Name>Shelf</Name>
      </AreaOfInterest>
      <!-- Indicates a large number of the items from the shelf were removed at one time -->
      <Behavior TypeCode="Wipeout"/>
      <ElapsedTime TypeCode="Actual">10:00:00</ElapsedTime>
      <Item>
        <!-- Identifies the item that is supposed to be on that shelf -->
        <ItemID>123</ItemID>
      </Item>
    </ObjectOfInterest>
  </VideoAnalytic>
</VideoAnalyticsEvent>
  
```

```

    </VideoAnalytic>
</VideoAnalyticsEvent>

```

## **Request/Response**

### **6.2.2 ARTS XML Conformance XML Instance Document – Shelf Sweep - Request**

```

<?xml version="1.0" encoding="UTF-8"?>
<VideoAnalyticsMessage xmlns:xsi="http://www.w3.org/2001/XMLSchema-instance"
  xsi:schemaLocation="http://www.omg.org/retail/VideoAnalytics/namespace/
  ../VideoAnalyticsMessageOrientedV1.0.0.xsd"
  xmlns="http://www.omg.org/retail/VideoAnalytics/namespace/"
  MajorVersion="1"
  MinorVersion="0" FixVersion="0">
  <ARTSHeader ActionCode="Read" MessageType="Request">
    <MessageID>12345678</MessageID>
    <DateTime>2006-05-04T18:13:51.0Z</DateTime>
  </ARTSHeader>
  <VideoAnalysis>
    <ObjectOfInterest ThresholdFlag="true">
      <AreaOfInterest TypeCode="Path" Side="Left">
        <Name>Shelf</Name>
      </AreaOfInterest>
      <Behavior TypeCode="Wipeout"/>
      <Count Kind="Items" Direction="Down" xsi:nil="true" FindFlag="true"/>
      <ElapsedTime TypeCode="Actual">10:00:00</ElapsedTime>
    </ObjectOfInterest>
  </VideoAnalysis>
</VideoAnalyticsMessage>

```

### **6.2.2 ARTS XML Conformance XML Instance Document – Shelf Sweep - Response**

```

<?xml version="1.0" encoding="UTF-8"?>
<VideoAnalyticsMessage xmlns:xsi="http://www.w3.org/2001/XMLSchema-instance"
  xsi:schemaLocation="http://www.omg.org/retail/VideoAnalytics/namespace/
  ../VideoAnalyticsMessageOrientedV1.0.0.xsd"
  xmlns="http://www.omg.org/retail/VideoAnalytics/namespace/"
  MajorVersion="1"
  MinorVersion="0" FixVersion="0">
  <ARTSHeader ActionCode="Read" MessageType="Response">
    <MessageID>987654</MessageID>
    <DateTime>2006-05-04T18:15:51.0Z</DateTime>
    <Response ResponseCode="OK">
      <RequestID>12345678</RequestID>
    </Response>
  </ARTSHeader>
  <VideoAnalysis>
    <ObjectOfInterest ThresholdFlag="true">
      <AreaOfInterest TypeCode="Path" Side="Left">
        <Name>Shelf</Name>
      </AreaOfInterest>
      <Behavior TypeCode="Wipeout"/>
      <Count Kind="Items" Direction="Down">30</Count>
      <ElapsedTime TypeCode="Actual">10:00:00</ElapsedTime>
    </ObjectOfInterest>
  </VideoAnalysis>
</VideoAnalyticsMessage>

```

## 6.3 Scenario: Suspicious Person Movement Occurred

### Brief Description

Store manager wants to find whether anyone entered a locked office over the weekend. Searches a weekend of recorded video to find when a person last passed through a specified area.

### Pre-Conditions

### Post-Conditions

### Data

Event – If a person enters a cash office

Date/Time

Area of Interest

Object of Interest (Person)

Request – When did anyone enter the cash office

Date/Time range

Area of Interest

Response

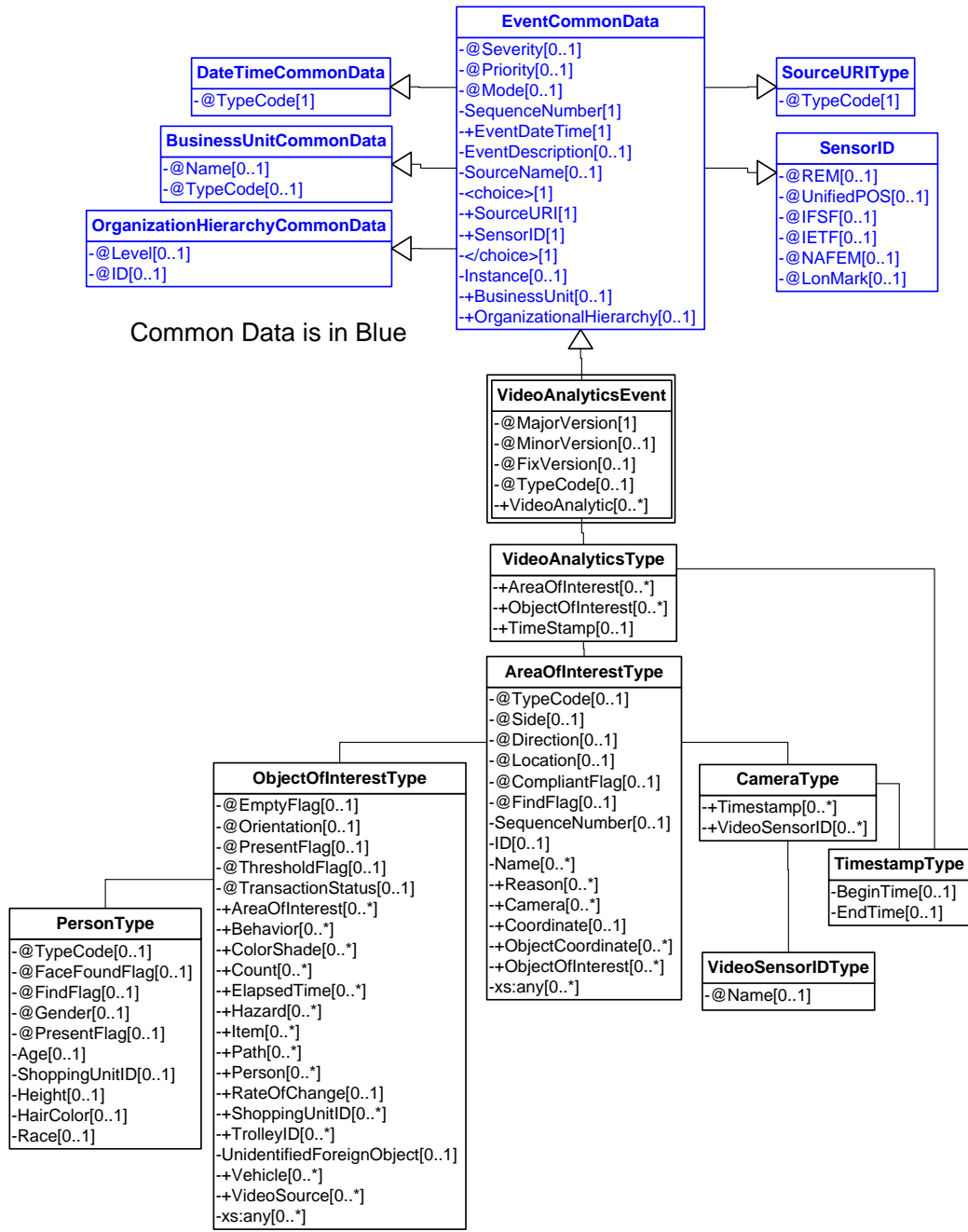
Date/Time

VideoSensorID

Area of Interest

Object of Interest (Person )

**Domain View**



Common Data is in Blue

**Figure 39: Suspicious Person Movement Domain View**

**Event**

**6.3.1 ARTS XML Conformance XML Instance Document – Suspicious Person Movement - Event**

```
<?xml version="1.0" encoding="UTF-8"?>
<VideoAnalyticsEvent xmlns:xsi="http://www.w3.org/2001/XMLSchema-instance"
```

```

    xsi:schemaLocation="http://www.omg.org/retail/VideoAnalytics/namespace/
    ../VideoAnalyticsEventV1.0.0.xsd"
    xmlns="http://www.omg.org/retail/VideoAnalytics/namespace/" MajorVersion="1"
    MinorVersion="0" FixVersion="0" TypeCode="Security">
    <SequenceNumber>11234</SequenceNumber>
    <EventDateTime>2006-05-04T18:13:51.0Z</EventDateTime>
    <SourceURI>Camera 1</SourceURI>
    <VideoAnalytic>
        <AreaOfInterest TypeCode="Zone" Location="Entry">
            <!-- Cash Office -->
            <ID>1234</ID>
        </AreaOfInterest>
    </VideoAnalytic>
</VideoAnalyticsEvent>

```

## **Request/Response**

### **6.3.2 ARTS XML Conformance XML Instance Document – Suspicious Person Movement - Request**

```

<?xml version="1.0" encoding="UTF-8"?>
<VideoAnalyticsMessage xmlns:xsi="http://www.w3.org/2001/XMLSchema-instance"
    xsi:schemaLocation="http://www.omg.org/retail/VideoAnalytics/namespace/
    ../VideoAnalyticsMessageOrientedV1.0.0.xsd"
    xmlns="http://www.omg.org/retail/VideoAnalytics/namespace/"
    MajorVersion="1" MinorVersion="0" FixVersion="0">
    <ARTSHeader ActionCode="Read" MessageType="Request">
        <MessageID>12345678</MessageID>
        <DateTime>2006-05-04T18:13:51.0Z</DateTime>
    </ARTSHeader>
    <VideoAnalysis>
        <!-- Identify anyone who entered during this timeframe -->
        <AreaOfInterest TypeCode="Zone" Location="Entry">
            <!-- Cash Office -->
            <ID>1234</ID>
        </AreaOfInterest>
        <TimeStamp>
            <BeginTime>2006-05-04T10:00:00.0Z</BeginTime>
            <EndTime>2006-05-04T10:15:00.0Z</EndTime>
        </TimeStamp>
    </VideoAnalysis>
</VideoAnalyticsMessage>

```

### **6.3.2 ARTS XML Conformance XML Instance Document – Suspicious Person Movement - Response**

```

<?xml version="1.0" encoding="UTF-8"?>
<VideoAnalyticsMessage xmlns:xsi="http://www.w3.org/2001/XMLSchema-instance"
    xsi:schemaLocation="http://www.omg.org/retail/VideoAnalytics/namespace/
    ../VideoAnalyticsMessageOrientedV1.0.0.xsd"
    xmlns="http://www.omg.org/retail/VideoAnalytics/namespace/"
    MajorVersion="1" MinorVersion="0" FixVersion="0">
    <ARTSHeader ActionCode="Read" MessageType="Response">
        <MessageID>987654</MessageID>
        <DateTime>2006-05-04T18:15:51.0Z</DateTime>
        <Response ResponseCode="OK">
            <RequestID>12345678</RequestID>
        </Response>
    </ARTSHeader>
    <VideoAnalysis>

```



## ARTS XML Video Analytics Technical Specification

```
<AreaOfInterest TypeCode="Zone" Location="Entry">
  <!-- Cash Office -->
  <ID>1234</ID>
  <ObjectOfInterest>
    <Behavior TypeCode="SuspiciousMovement"/>
    <Person>
      <Height UnitOfMeasureCode="INH">67</Height>
      <HairColor>Brown</HairColor>
    </Person>
  </ObjectOfInterest>
</AreaOfInterest>
<TimeStamp>
  <BeginTime>2006-05-04T10:00:00.0Z</BeginTime>
  <EndTime>2006-05-04T10:15:00.0Z</EndTime>
</TimeStamp>
</VideoAnalysis>
</VideoAnalyticsMessage>
```

## 7. USE CASE: MERCHANDISING (UNDERSTAND AND INFLUENCE CUSTOMER BEHAVIOR)

---

### **Brief Description**

Count the number of people who pass by a particular display, the number who linger in front of the display for a period of time, count the number of people who look at the display and the number who remove merchandise from the display.

The difference between each of these scenarios has to do primarily with customer behavior.

### **7.1 Scenario: Count People Passing a Display**

#### **Brief Description**

#### **Scenario Description**

Count the number of people who pass by shelf #43 from 10:00 to 10:15am.

#### **Pre-Conditions**

#### **Post-Conditions**

#### **Data**

Request

Date/Time range

Area of Interest (In front of display)

Object of Interest (Person)

Response

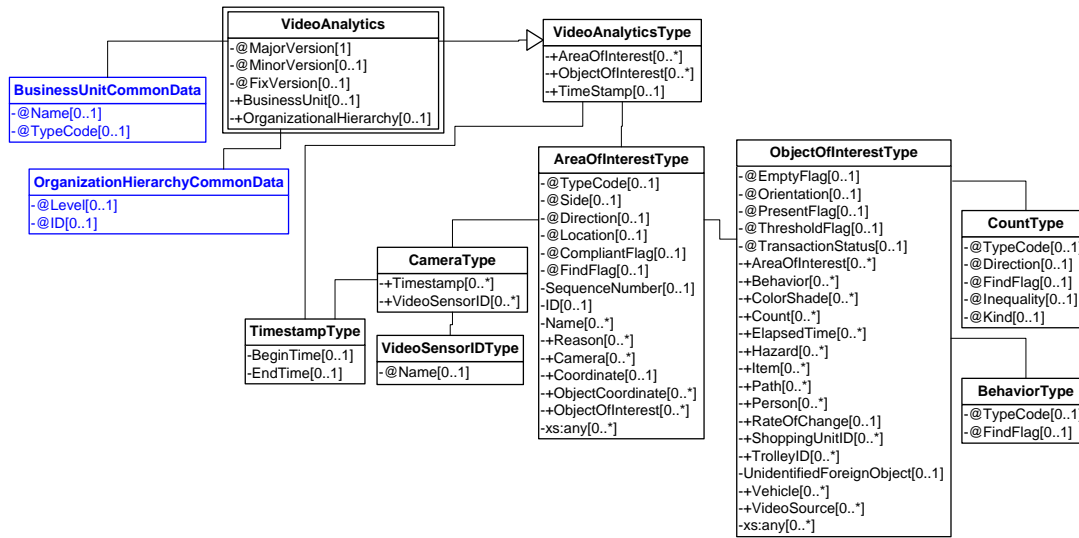
Date/Time

VideoSensorID

Area of Interest

Object of Interest (Person count)

**Domain View**



**Figure 40: Count People Passing a Display Domain View**

**Event**

**7.1.1 ARTS XML Conformance XML Instance Document – Count People Passing a Display - Event**

```

<?xml version="1.0" encoding="UTF-8"?>
<VideoAnalyticsEvent xmlns:xsi="http://www.w3.org/2001/XMLSchema-instance"
  xsi:schemaLocation="http://www.omg.org/retail/VideoAnalytics/namespace/
  ../VideoAnalyticsEventV1.0.0.xsd"
  xmlns="http://www.omg.org/retail/VideoAnalytics/namespace/" MajorVersion="1"
  MinorVersion="0" FixVersion="0" TypeCode="Security">
  <SequenceNumber>11234</SequenceNumber>
  <EventDateTime>2006-05-04T18:13:51.0Z</EventDateTime>
  <SourceURI>Camera 1</SourceURI>
  <VideoAnalytic>
    <AreaOfInterest TypeCode="Shelf">
      <!-- Shelf #43 -->
      <ID>43</ID>
      <Camera>
        <TimeStamp>
          <BeginTime>2006-05-04T10:00:00.0Z</BeginTime>
        </TimeStamp>
      </Camera>
      <ObjectOfInterest>
        <Behavior TypeCode="PassBy"/>
      </ObjectOfInterest>
    </AreaOfInterest>
  </VideoAnalytic>
</VideoAnalyticsEvent>
  
```

**Request/Response**

**7.1.2 ARTS XML Conformance XML Instance Document – Count People Passing a Display - Request**

```

<?xml version="1.0" encoding="UTF-8"?>
  
```

```

<VideoAnalyticsMessage xmlns:xsi="http://www.w3.org/2001/XMLSchema-instance"
  xsi:schemaLocation="http://www.omg.org/retail/VideoAnalytics/namespace/
  ../VideoAnalyticsMessageOrientedV1.0.0.xsd"
  xmlns="http://www.omg.org/retail/VideoAnalytics/namespace/" MajorVersion="1"
  MinorVersion="0" FixVersion="0">
  <ARTSHeader ActionCode="Read" MessageType="Request">
    <MessageID>12345678</MessageID>
    <DateTime>2006-05-04T18:13:51.0Z</DateTime>
  </ARTSHeader>
  <VideoAnalysis>
    <AreaOfInterest TypeCode="Shelf" Direction="PassBy">
      <!-- Shelf #43 -->
      <ID>43</ID>
      <Camera>
        <TimeStamp>
          <BeginTime>2006-05-04T10:00:00.0Z</BeginTime>
          <EndTime>2006-05-04T10:15:00.0Z</EndTime>
        </TimeStamp>
      </Camera>
      <ObjectOfInterest>
        <Count Kind="Individuals" xsi:nil="true" FindFlag="true"/>
      </ObjectOfInterest>
    </AreaOfInterest>
  </VideoAnalysis>
</VideoAnalyticsMessage>

```

### 7.1.2 ARTS XML Conformance XML Instance Document – Count People Passing a Display - Response

```

<?xml version="1.0" encoding="UTF-8"?>
<VideoAnalyticsMessage xmlns:xsi="http://www.w3.org/2001/XMLSchema-instance"
  xsi:schemaLocation="http://www.omg.org/retail/VideoAnalytics/namespace/
  ../VideoAnalyticsMessageOrientedV1.0.0.xsd"
  xmlns="http://www.omg.org/retail/VideoAnalytics/namespace/"
  MajorVersion="1" MinorVersion="0" FixVersion="0">
  <ARTSHeader ActionCode="Read" MessageType="Response">
    <MessageID>987654</MessageID>
    <DateTime>2006-05-04T18:15:51.0Z</DateTime>
    <Response ResponseCode="OK">
      <RequestID>12345678</RequestID>
    </Response>
  </ARTSHeader>
  <VideoAnalysis>
    <AreaOfInterest TypeCode="Shelf" Direction="PassBy">
      <!-- Shelf #43 -->
      <ID>43</ID>
      <Camera>
        <TimeStamp>
          <BeginTime>2006-05-04T10:00:00.0Z</BeginTime>
          <EndTime>2006-05-04T10:15:00.0Z</EndTime>
        </TimeStamp>
      </Camera>
      <ObjectOfInterest>
        <Count Kind="Individuals">23</Count>
      </ObjectOfInterest>
    </AreaOfInterest>
  </VideoAnalysis>
</VideoAnalyticsMessage>

```

## 7.2 Scenario - Count the number of people who remove merchandise from the display

### Scenario Description

Count the number of people who remove merchandise from shelf #43 from 10:00 to 10:15am.

### Pre-Conditions

### Post-Conditions

### Data

Request

Date/Time range

Area of Interest (In front of display)

Area of Interest (Merchandise Location – could be the same as Infront of Display)

Object of Interest (Person)

Response

Date/Time

VideoSensorID

Area of Interest

Object of Interest (Person)

### Domain View

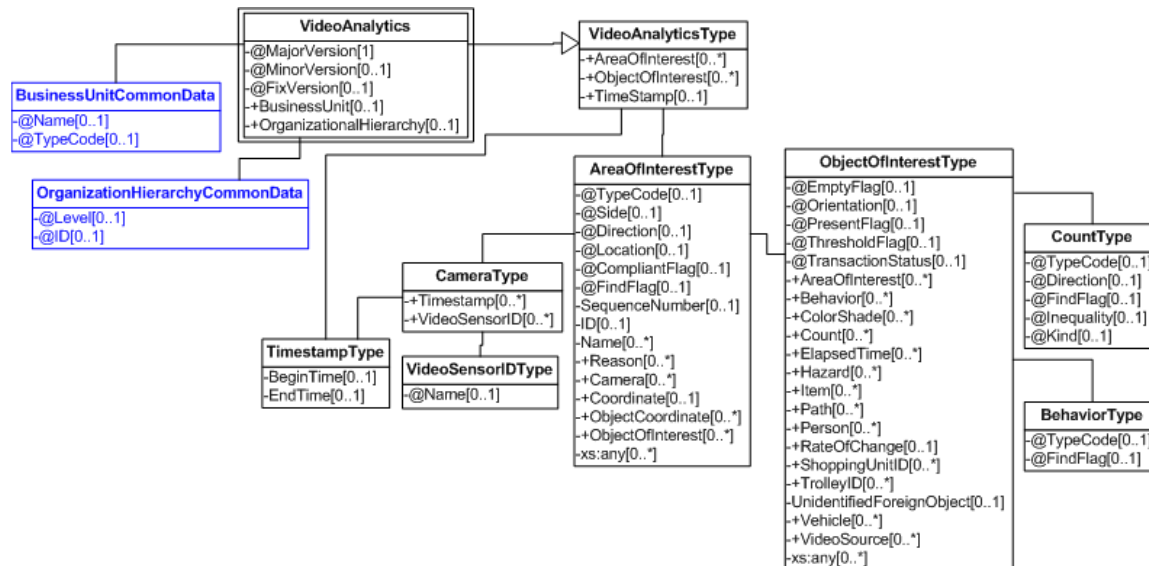


Figure 41: Count People Who Pickup Items Domain View

**Event**

```
<?xml version="1.0" encoding="UTF-8"?>
<VideoAnalyticsEvent xmlns:xsi="http://www.w3.org/2001/XMLSchema-instance"
  xsi:schemaLocation="http://www.omg.org/retail/VideoAnalytics/namespace/
  ../VideoAnalyticsEventV1.0.0.xsd"
  xmlns="http://www.omg.org/retail/VideoAnalytics/namespace/" MajorVersion="1"
  MinorVersion="0" FixVersion="0" TypeCode="VideoSource">
  <SequenceNumber>11234</SequenceNumber>
  <EventDateTime>2006-05-04T18:13:51.0Z</EventDateTime>
  <SourceURI>Camera 1</SourceURI>
  <VideoAnalytic>
    <AreaOfInterest TypeCode="Shelf">
      <!-- Shelf #43 -->
      <ID>43</ID>
      <ObjectOfInterest>
        <Behavior TypeCode="PickUp"/>
        <Count Kind="Individuals">10</Count>
      </ObjectOfInterest>
    </AreaOfInterest>
  </VideoAnalytic>
</VideoAnalyticsEvent>
```

**Request/Response****7.2.2 ARTS XML Conformance XML Instance Document – Count People Who Pickup Items - Request**

```
<?xml version="1.0" encoding="UTF-8"?>
<VideoAnalyticsMessage xmlns:xsi="http://www.w3.org/2001/XMLSchema-instance"
  xsi:schemaLocation="http://www.omg.org/retail/VideoAnalytics/namespace/
  ../VideoAnalyticsMessageOrientedV1.0.0.xsd"
  xmlns="http://www.omg.org/retail/VideoAnalytics/namespace/" MajorVersion="1"
  MinorVersion="0" FixVersion="0">
  <ARTSHeader ActionCode="Read" MessageType="Request">
    <MessageID>12345678</MessageID>
    <DateTime>2006-05-04T18:13:51.0Z</DateTime>
  </ARTSHeader>
  <VideoAnalysis>
    <AreaOfInterest TypeCode="Shelf">
      <!-- Shelf #43 -->
      <ID>43</ID>
      <Camera>
        <TimeStamp>
          <BeginTime>2006-05-04T10:00:00.0Z</BeginTime>
          <EndTime>2006-05-04T10:15:00.0Z</EndTime>
        </TimeStamp>
      </Camera>
      <ObjectOfInterest>
        <Behavior TypeCode="PickUp"/>
        <Count FindFlag="true" Kind="Individuals" xsi:nil="true"/>
      </ObjectOfInterest>
    </AreaOfInterest>
  </VideoAnalysis>
</VideoAnalyticsMessage>
```

**7.2.2 ARTS XML Conformance XML Instance Document – Count People Who Pickup Items - Response**

```
<?xml version="1.0" encoding="UTF-8"?>
```

```
<VideoAnalyticsMessage xmlns:xsi="http://www.w3.org/2001/XMLSchema-instance"
  xsi:schemaLocation="http://www.omg.org/retail/VideoAnalytics/namespace/
  ../VideoAnalyticsMessageOrientedV1.0.0.xsd"
  xmlns="http://www.omg.org/retail/VideoAnalytics/namespace/"
  MajorVersion="1" MinorVersion="0" FixVersion="0">
  <ARTSHeader ActionCode="Read" MessageType="Response">
    <MessageID>987654</MessageID>
    <DateTime>2006-05-04T18:15:51.0Z</DateTime>
    <Response ResponseCode="OK">
      <RequestID>12345678</RequestID>
    </Response>
  </ARTSHeader>
  <VideoAnalysis>
    <AreaOfInterest TypeCode="Shelf">
      <!-- Shelf #43 -->
      <ID>43</ID>
      <Camera>
        <TimeStamp>
          <BeginTime>2006-05-04T10:00:00.0Z</BeginTime>
          <EndTime>2006-05-04T10:15:00.0Z</EndTime>
        </TimeStamp>
      </Camera>
      <ObjectOfInterest>
        <Behavior TypeCode="PickUp"/>
        <Count Kind="Individuals">10</Count>
      </ObjectOfInterest>
    </AreaOfInterest>
  </VideoAnalysis>
</VideoAnalyticsMessage>
```

## 7.3 Scenario: Count People Who Linger at a Display

### **Brief Description**

Count the number who linger in front of the display for a period of time.

### **Scenario Description**

Count the number of people linger in front of shelf #43 from 10:00 to 10:15am for over 10 seconds.

### **Pre-Conditions**

### **Post-Conditions**

### **Data**

Request

Date/Time range

Area of Interest (In front of display)

Object of Interest (Person with duration)

Response

Date/Time

VideoSensorID

Area of Interest

Object of Interest (Person with duration count which meet threshold )

**Domain View**

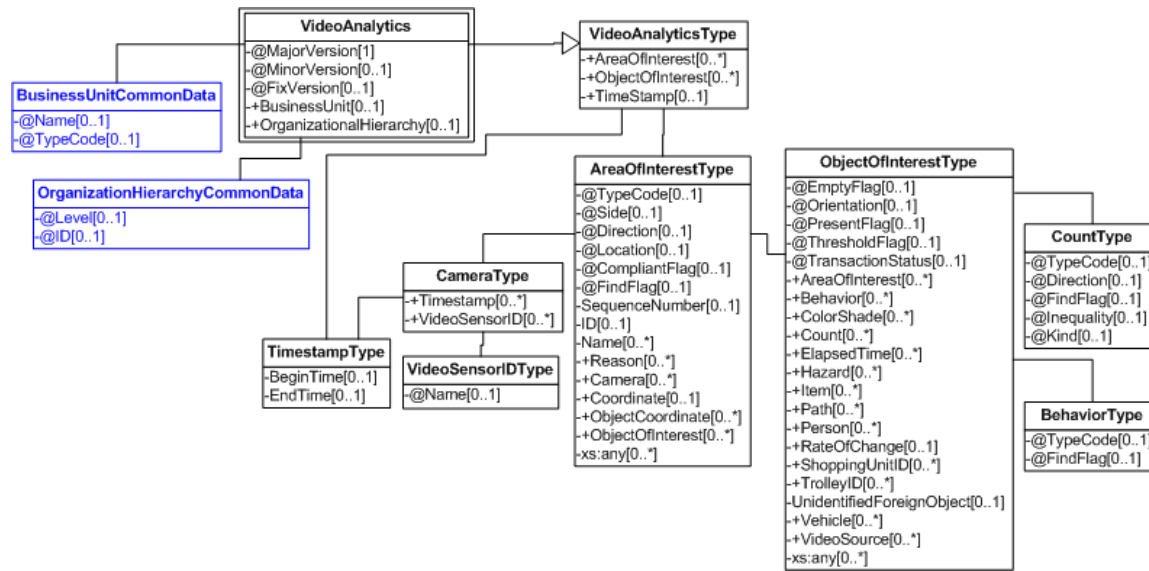


Figure 42: Count People Who Linger Domain View

**Event**

**7.3.1 ARTS XML Conformance XML Instance Document – Count People Who Linger - Event**

```

<?xml version="1.0" encoding="UTF-8"?>
<VideoAnalyticsEvent xmlns:xsi="http://www.w3.org/2001/XMLSchema-instance"
  xsi:schemaLocation="http://www.omg.org/retail/VideoAnalytics/namespace/
  ../VideoAnalyticsEventV1.0.0.xsd"
  xmlns="http://www.omg.org/retail/VideoAnalytics/namespace/" MajorVersion="1"
  MinorVersion="0" FixVersion="0" TypeCode="Marketing">
  <SequenceNumber>11234</SequenceNumber>
  <EventDateTime>2006-05-04T18:13:51.0Z</EventDateTime>
  <SourceURI>Camera 1</SourceURI>
  <VideoAnalytic>
    <AreaOfInterest TypeCode="Shelf">
      <!-- Shelf #43 -->
      <ID>43</ID>
      <!-- Indicates a shopping unit which lingered in front of a shelf -->
      <!-- what is considered lingering is configured into the VA system -->
      <ObjectOfInterest>
        <Behavior TypeCode="Lingering"/>
        <Count Kind="ShoppingUnits">1</Count>
        <!-- Reports how long this shopping unit lingered -->
        <ElapsedTime TypeCode="Linger">08:03:51.0Z</ElapsedTime>
      </ObjectOfInterest>
    </AreaOfInterest>
  </VideoAnalytic>
</VideoAnalyticsEvent>
  
```



**Request/Response**

NOTE: To be clear, is this counting the number of lingering events that already are associated with a linger time (hence, the time that generated the event to be created).

**7.3.2 ARTS XML Conformance XML Instance Document – Count People Who Linger - Request**

```
<?xml version="1.0" encoding="UTF-8"?>
<VideoAnalyticsMessage xmlns:xsi="http://www.w3.org/2001/XMLSchema-instance"
  xsi:schemaLocation="http://www.omg.org/retail/VideoAnalytics/namespace/
  ../VideoAnalyticsMessageOrientedV1.0.0.xsd"
  xmlns="http://www.omg.org/retail/VideoAnalytics/namespace/"
  MajorVersion="1" MinorVersion="0" FixVersion="0">
  <ARTSHeader ActionCode="Read" MessageType="Response">
    <MessageID>987654</MessageID>
    <DateTime>2006-05-04T18:15:51.0Z</DateTime>
    <Response ResponseCode="OK">
      <RequestID>12345678</RequestID>
    </Response>
  </ARTSHeader>
  <VideoAnalysis>
    <AreaOfInterest TypeCode="Shelf">
      <!-- Shelf #43 -->
      <ID>43</ID>
      <Camera>
        <TimeStamp>
          <BeginTime>2006-05-04T10:00:00.0Z</BeginTime>
          <EndTime>2006-05-04T10:15:00.0Z</EndTime>
        </TimeStamp>
      </Camera>
      <ObjectOfInterest>
        <!-- Count the number of shopping units who linger longer than 5 minutes -->
        <Behavior TypeCode="Lingering"/>
        <Count FindFlag="true" Kind="ShoppingUnits" xsi:nil="true"/>
        <ElapsedTime TypeCode="Threshold">00:05:00.0Z</ElapsedTime>
      </ObjectOfInterest>
    </AreaOfInterest>
  </VideoAnalysis>
</VideoAnalyticsMessage>
```

**7.3.2 ARTS XML Conformance XML Instance Document – Count People Who Linger - Response**

```
<?xml version="1.0" encoding="UTF-8"?>
<VideoAnalyticsMessage xmlns:xsi="http://www.w3.org/2001/XMLSchema-instance"
  xsi:schemaLocation="http://www.omg.org/retail/VideoAnalytics/namespace/
  ../VideoAnalyticsMessageOrientedV1.0.0.xsd"
  xmlns="http://www.omg.org/retail/VideoAnalytics/namespace/"
  MajorVersion="1" MinorVersion="0" FixVersion="0">
  <ARTSHeader ActionCode="Read" MessageType="Response">
    <MessageID>987654</MessageID>
    <DateTime>2006-05-04T18:15:51.0Z</DateTime>
    <Response ResponseCode="OK">
      <RequestID>12345678</RequestID>
    </Response>
  </ARTSHeader>
  <VideoAnalysis>
    <AreaOfInterest TypeCode="Shelf">
      <!-- Shelf #43 -->
```

```
<ID>43</ID>
<Camera>
  <TimeStamp>
    <BeginTime>2006-05-04T10:00:00.0Z</BeginTime>
    <EndTime>2006-05-04T10:15:00.0Z</EndTime>
  </TimeStamp>
</Camera>
<ObjectOfInterest>
  <Behavior TypeCode="Lingering"/>
  <Count Kind="ShoppingUnits">10</Count>
  <ElapsedTime TypeCode="Threshold">00:05:00.0Z</ElapsedTime>
</ObjectOfInterest>
</AreaOfInterest>
</VideoAnalysis>
</VideoAnalyticsMessage>
```

## 7.4 Scenario: Count the number who are facing the display for a period of time

### Brief Description

### Scenario Description

Count the number of people who face shelf #43 from 10:00 to 10:15am.

### Pre-Conditions

### Post-Conditions

### Data

Request

Date/Time range

Area of Interest (In front of display)

Object of Interest (Person with duration and orientation/direction)

Response

Date/Time

VideoSensorID

Area of Interest

Object of Interest (Person with duration count which meets threshold and orientation/direction)

**Domain View**

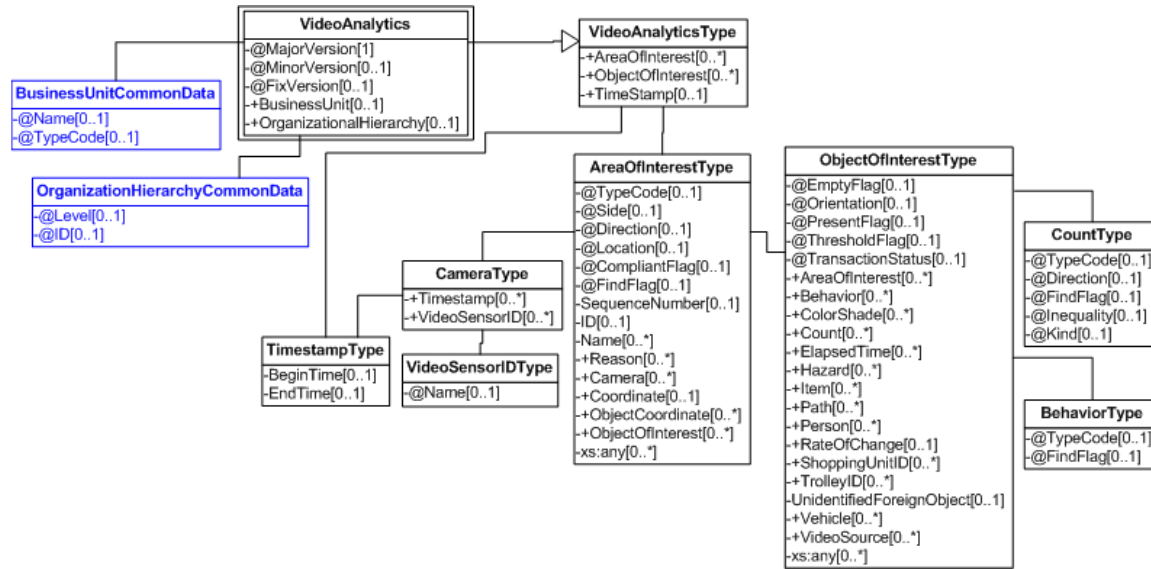


Figure 43: Count People Who are Facing a Display Domain View

**Request/Response**

**7.4 ARTS XML Conformance XML Instance Document – Count People Who are Facing a Display – Request**

```

<?xml version="1.0" encoding="UTF-8"?>
<VideoAnalyticsMessage xmlns:xsi="http://www.w3.org/2001/XMLSchema-instance"
  xsi:schemaLocation="http://www.omg.org/retail/VideoAnalytics/namespace/
  ../VideoAnalyticsMessageOrientedV1.0.0.xsd"
  xmlns="http://www.omg.org/retail/VideoAnalytics/namespace/" MajorVersion="1"
  MinorVersion="0" FixVersion="0">
  <ARTSHeader ActionCode="Read" MessageType="Request">
    <MessageID>12345678</MessageID>
    <DateTime>2006-05-04T18:13:51.0Z</DateTime>
  </ARTSHeader>
  <VideoAnalysis>
    <AreaOfInterest TypeCode="Shelf">
      <!-- Shelf #43 -->
      <ID>43</ID>
      <Camera>
        <TimeStamp>
          <BeginTime>2006-05-04T10:00:00.0Z</BeginTime>
          <EndTime>2006-05-04T10:15:00.0Z</EndTime>
        </TimeStamp>
      </Camera>
      <ObjectOfInterest>
        <Behavior TypeCode="Facing"/>
        <Count FindFlag="true" Kind="Individuals" xsi:nil="true"/>
      </ObjectOfInterest>
    </AreaOfInterest>
  </VideoAnalysis>
</VideoAnalyticsMessage>
  
```

## 7.4 ARTS XML Conformance XML Instance Document – Count People Who are Facing a Display – Response

```
<?xml version="1.0" encoding="UTF-8"?>
<VideoAnalyticsMessage xmlns:xsi="http://www.w3.org/2001/XMLSchema-instance"
  xsi:schemaLocation="http://www.omg.org/retail/VideoAnalytics/namespace/
  ../VideoAnalyticsMessageOrientedV1.0.0.xsd"
  xmlns="http://www.omg.org/retail/VideoAnalytics/namespace/"
  MajorVersion="1" MinorVersion="0" FixVersion="0">
  <ARTSHeader ActionCode="Read" MessageType="Response">
    <MessageID>987654</MessageID>
    <DateTime>2006-05-04T18:15:51.0Z</DateTime>
    <Response ResponseCode="OK">
      <RequestID>12345678</RequestID>
    </Response>
  </ARTSHeader>
  <VideoAnalysis>
    <AreaOfInterest TypeCode="Shelf">
      <!-- Shelf #43 -->
      <ID>43</ID>
      <Camera>
        <TimeStamp>
          <BeginTime>2006-05-04T10:00:00.0Z</BeginTime>
          <EndTime>2006-05-04T10:15:00.0Z</EndTime>
        </TimeStamp>
      </Camera>
      <ObjectOfInterest>
        <Behavior TypeCode="Facing"/>
        <Count Kind="Individuals">10</Count>
      </ObjectOfInterest>
    </AreaOfInterest>
  </VideoAnalysis>
</VideoAnalyticsMessage>
```

## 7.5 Scenario: Count People Looking At Video Game on Endcap

### **Brief Description**

Provide feedback to manufacturer about packaging to help them adjust their packaging to make more effective sales.

### **Scenario Description**

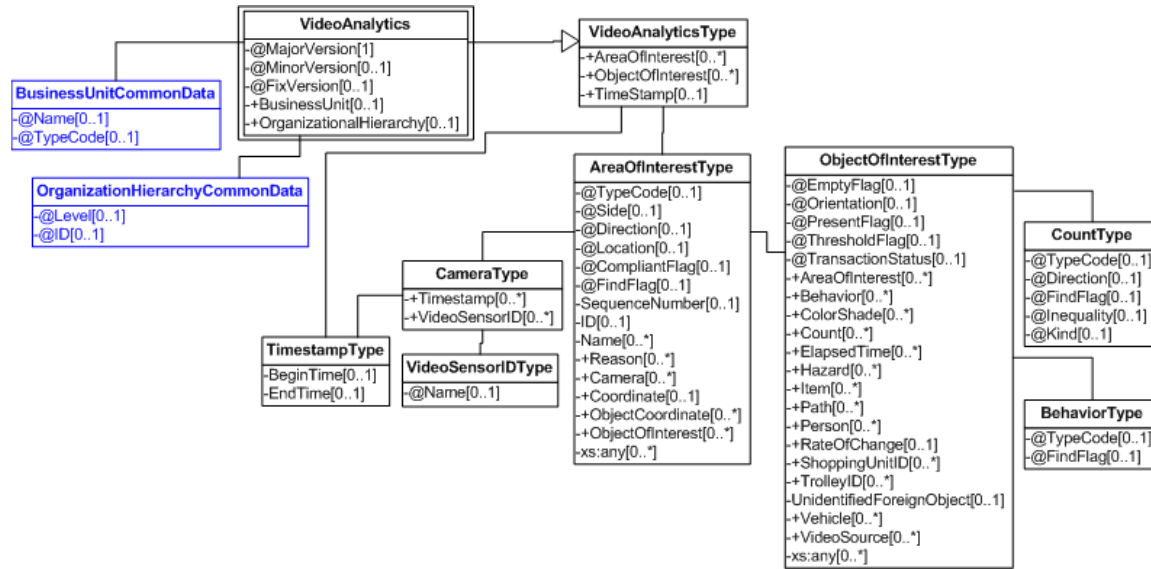
150 people look at a video game on an endcap...report to manufacture for compensation.

### **Pre-Conditions**

### **Post-Conditions**

### **Data**

**Domain View**



**Figure 44: Count People Playing Video Game on Endcap Domain View**

**Event**

**7.5.1 ARTS XML Conformance XML Instance Document – Count People Playing Video Game on Endcap - Event**

```

<?xml version="1.0" encoding="UTF-8"?>
<VideoAnalyticsEvent xmlns:xsi="http://www.w3.org/2001/XMLSchema-instance"
  xsi:schemaLocation="http://www.omg.org/retail/VideoAnalytics/namespace/
  ../VideoAnalyticsEventV1.0.0.xsd"
  xmlns="http://www.omg.org/retail/VideoAnalytics/namespace/" MajorVersion="1"
  MinorVersion="0" FixVersion="0" TypeCode="Security">
  <SequenceNumber>11234</SequenceNumber>
  <EventDateTime>2006-05-04T18:13:51.0Z</EventDateTime>
  <SourceURI>Camera 1</SourceURI>
  <VideoAnalytic>
    <AreaOfInterest TypeCode="EndCap">
      <!-- Endcap -->
      <ID>4</ID>
      <ObjectOfInterest>
        <Behavior TypeCode="LookAt"/>
        <Count Kind="Individuals">10</Count>
      </ObjectOfInterest>
    </AreaOfInterest>
  </VideoAnalytic>
</VideoAnalyticsEvent>

```

**Request/Response****7.5.2 ARTS XML Conformance XML Instance Document – Count People Playing Video Game on Endcap - Request**

```

<?xml version="1.0" encoding="UTF-8"?>
<VideoAnalyticsMessage xmlns:xsi="http://www.w3.org/2001/XMLSchema-instance"
  xsi:schemaLocation="http://www.omg.org/retail/VideoAnalytics/namespace/
  ../VideoAnalyticsMessageOrientedV1.0.0.xsd"
  xmlns="http://www.omg.org/retail/VideoAnalytics/namespace/" MajorVersion="1"
  MinorVersion="0" FixVersion="0">
  <ARTSHeader ActionCode="Read" MessageType="Request">
    <MessageID>12345678</MessageID>
    <DateTime>2006-05-04T18:13:51.0Z</DateTime>
  </ARTSHeader>
  <VideoAnalysis>
    <AreaOfInterest TypeCode="EndCap">
      <!-- Endcap -->
      <ID>4</ID>
      <Camera>
        <TimeStamp>
          <BeginTime>2006-05-04T10:00:00.0Z</BeginTime>
          <EndTime>2006-05-04T10:15:00.0Z</EndTime>
        </TimeStamp>
      </Camera>
      <ObjectOfInterest>
        <Behavior TypeCode="LookAt"/>
        <Count FindFlag="true" Kind="Individuals" xsi:nil="true"/>
      </ObjectOfInterest>
    </AreaOfInterest>
  </VideoAnalysis>
</VideoAnalyticsMessage>

```

**7.5.2 ARTS XML Conformance XML Instance Document – Count People Playing Video Game on Endcap - Response**

```

<?xml version="1.0" encoding="UTF-8"?>
<VideoAnalyticsMessage xmlns:xsi="http://www.w3.org/2001/XMLSchema-instance"
  xsi:schemaLocation="http://www.omg.org/retail/VideoAnalytics/namespace/
  ../VideoAnalyticsMessageOrientedV1.0.0.xsd"
  xmlns="http://www.omg.org/retail/VideoAnalytics/namespace/"
  MajorVersion="1" MinorVersion="0" FixVersion="0">
  <ARTSHeader ActionCode="Read" MessageType="Response">
    <MessageID>987654</MessageID>
    <DateTime>2006-05-04T18:15:51.0Z</DateTime>
    <Response ResponseCode="OK">
      <RequestID>12345678</RequestID>
    </Response>
  </ARTSHeader>
  <VideoAnalysis>
    <AreaOfInterest TypeCode="EndCap">
      <!-- Endcap -->
      <ID>4</ID>
      <Camera>
        <TimeStamp>
          <BeginTime>2006-05-04T10:00:00.0Z</BeginTime>
          <EndTime>2006-05-04T10:15:00.0Z</EndTime>
        </TimeStamp>
      </Camera>
    </AreaOfInterest>
  </VideoAnalysis>
</VideoAnalyticsMessage>

```

## ARTS XML Video Analytics Technical Specification

```
        </TimeStamp>
    </Camera>
    <ObjectOfInterest>
        <Behavior TypeCode="LookAt"/>
        <Count Kind="Individuals">150</Count>
    </ObjectOfInterest>
</AreaOfInterest>
</VideoAnalysis>
</VideoAnalyticsMessage>
```

## 8. USE CASE: TRAINING

---

### 8.1 Scenario: Measure Customer-Associate Interaction Time

#### **Brief Description**

Measuring the time an associate is interacting with a customer.

#### **Pre-Conditions**

#### **Post-Conditions**

**Query-** Measure the amount of time a specific associate spends interacting with a customer.

Request

Date/Time range

Area of Interest (could be all the cameras in the store)

Object of Interest (Person – associate (ID). Behavior - Grouping. Duration - threshold)

Object of Interest (Person – customer )

Response

Date/Time range

VideoSensorID

Area of Interest

Object of Interest (Person – associate. Behavior - Grouping. Duration - threshold)

Object of Interest (Person – customer)



**Domain View**

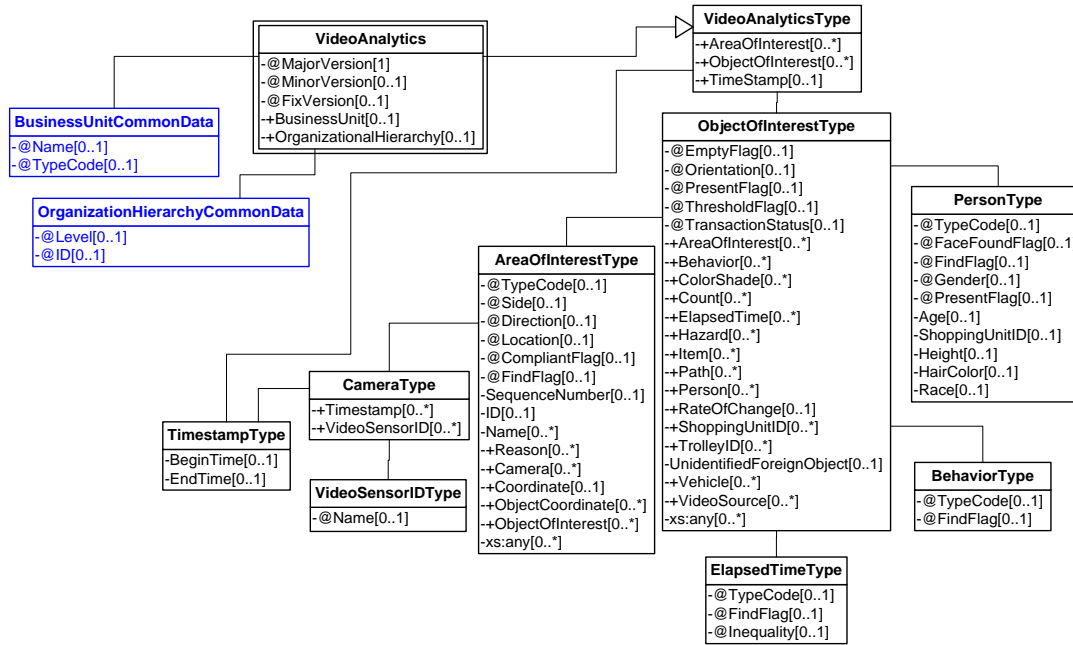


Figure 45: Training Domain View

**Request/Response**

**8.1 ARTS XML Conformance XML Instance Document – Measure Customer-Associate Interaction Time – Request**

```

<?xml version="1.0" encoding="UTF-8"?>
<VideoAnalyticsMessage xmlns:xsi="http://www.w3.org/2001/XMLSchema-instance"
  xsi:schemaLocation="http://www.omg.org/retail/VideoAnalytics/namespace/
  ../VideoAnalyticsMessageOrientedV1.0.0.xsd"
  xmlns="http://www.omg.org/retail/VideoAnalytics/namespace/" MajorVersion="1"
  MinorVersion="0" FixVersion="0">
  <ARTSHeader ActionCode="Read" MessageType="Request">
    <MessageID>12345678</MessageID>
    <DateTime>2006-05-04T18:13:51.0Z</DateTime>
  </ARTSHeader>
  <VideoAnalysis>
    <ObjectOfInterest>
      <!-- What interacting means will be dependent upon the individual VA system -->
      <Behavior TypeCode="Interacting"/>
      <ElapsedTime FindFlag="true" xsi:nil="true"/>
      <Person TypeCode="Associate"/>
      <Person TypeCode="Customer"/>
    </ObjectOfInterest>
    <TimeStamp>
      <BeginTime>2006-05-04T18:00:00.0Z</BeginTime>
      <EndTime>2006-05-04T18:15:00.0Z</EndTime>
    </TimeStamp>
  </VideoAnalysis>
</VideoAnalyticsMessage>

```

**8.1 ARTS XML Conformance XML Instance Document – Measure Customer-Associate Interaction Time – Response**

```
<?xml version="1.0" encoding="UTF-8"?>
<VideoAnalyticsMessage xmlns:xsi="http://www.w3.org/2001/XMLSchema-instance"
  xsi:schemaLocation="http://www.omg.org/retail/VideoAnalytics/namespace/
  ../VideoAnalyticsMessageOrientedV1.0.0.xsd"
  xmlns="http://www.omg.org/retail/VideoAnalytics/namespace/"
  MajorVersion="1" MinorVersion="0" FixVersion="0">
  <ARTSHeader ActionCode="Read" MessageType="Response">
    <MessageID>987654</MessageID>
    <DateTime>2006-05-04T18:15:51.0Z</DateTime>
    <Response ResponseCode="OK">
      <RequestID>12345678</RequestID>
    </Response>
  </ARTSHeader>
  <VideoAnalysis>
    <ObjectOfInterest>
      <!-- What interacting means will be dependent upon the individual VA system -->
      <Behavior TypeCode="Interacting"/>
      <ElapsedTime TypeCode="Actual">05:02:00</ElapsedTime>
      <Person TypeCode="Associate"/>
      <Person TypeCode="Customer"/>
    </ObjectOfInterest>
    <TimeStamp>
      <BeginTime>2006-05-04T18:00:00.0Z</BeginTime>
      <EndTime>2006-05-04T18:15:00.0Z</EndTime>
    </TimeStamp>
  </VideoAnalysis>
</VideoAnalyticsMessage>
```

## 9. USE CASE: PRODUCT RESTOCKING

### 9.1 Scenario: Product Restocking

#### Brief Description

Does an endcap need product restocked?

#### Pre-Conditions

#### Post-Conditions

#### Data

#### Domain View

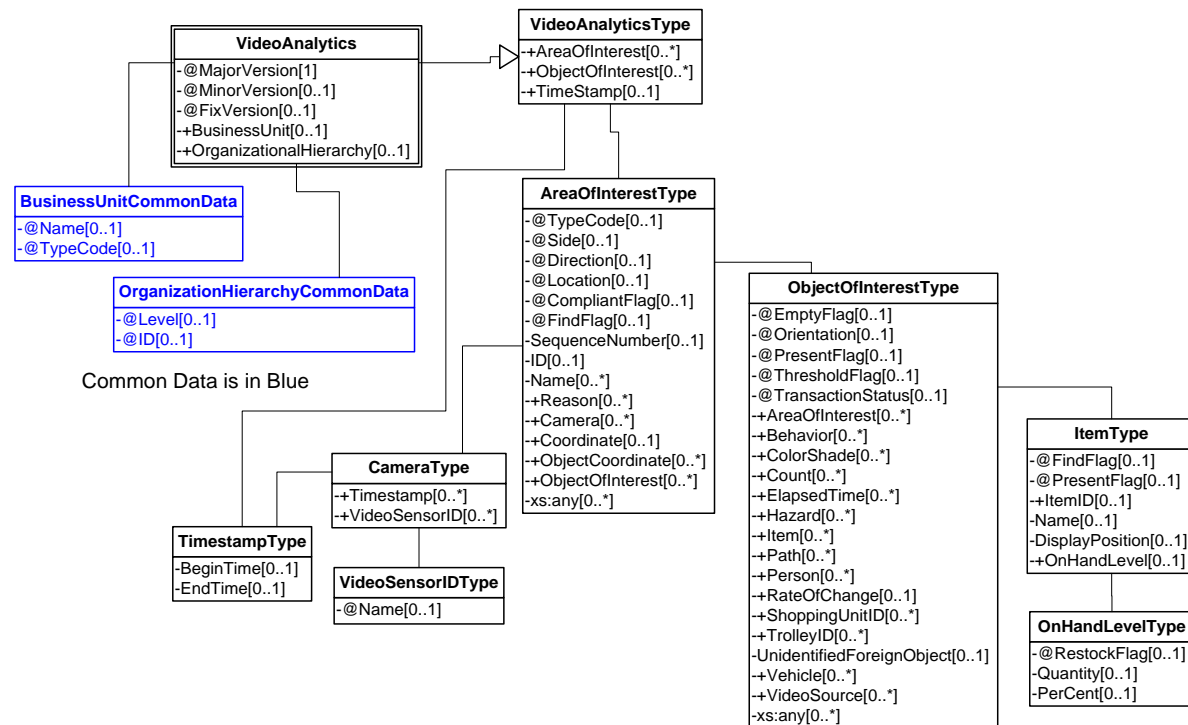


Figure 46: Product Restocking Domain View

#### Event

##### 9.1.1 ARTS XML Conformance XML Instance Document – Product Restocking - Event

```

<?xml version="1.0" encoding="UTF-8"?>
<VideoAnalyticsEvent xmlns:xsi="http://www.w3.org/2001/XMLSchema-instance"

```

```

    xsi:schemaLocation="http://www.omg.org/retail/VideoAnalytics/namespace/
    ../VideoAnalyticsEventV1.0.0.xsd"
    xmlns="http://www.omg.org/retail/VideoAnalytics/namespace/" MajorVersion="1"
    MinorVersion="0" FixVersion="0" TypeCode="Compliance">
    <SequenceNumber>11234</SequenceNumber>
    <EventDateTime>2006-05-04T18:13:51.0Z</EventDateTime>
    <SourceURI>Camera 1</SourceURI>
    <VideoAnalytic>
      <AreaOfInterest TypeCode="EndCap">
        <!-- ID of the end cap in question -->
        <ID>110</ID>
        <!-- The items on this endcap went below and it needs restocking -->
        <ObjectOfInterest ThresholdFlag="true">
          <Count Kind="Items" Inequality="LessThan">5</Count>
          <Item>
            <OnHandLevel RestockFlag="true"/>
          </Item>
        </ObjectOfInterest>
      </AreaOfInterest>
    </VideoAnalytic>
  </VideoAnalyticsEvent>

```

### 9.1.2 ARTS XML Conformance XML Instance Document – Product Restocked - Event

```

<?xml version="1.0" encoding="UTF-8"?>
<VideoAnalyticsEvent xmlns:xsi="http://www.w3.org/2001/XMLSchema-instance"
  xsi:schemaLocation="http://www.omg.org/retail/VideoAnalytics/namespace/
  ../VideoAnalyticsEventV1.0.0.xsd"
  xmlns="http://www.omg.org/retail/VideoAnalytics/namespace/" MajorVersion="1"
  MinorVersion="0" FixVersion="0" TypeCode="Compliance">
  <SequenceNumber>11234</SequenceNumber>
  <EventDateTime>2006-05-04T18:13:51.0Z</EventDateTime>
  <SourceURI>Camera 1</SourceURI>
  <VideoAnalytic>
    <AreaOfInterest TypeCode="EndCap">
      <!-- ID of the end cap in question -->
      <ID>110</ID>
      <!-- The items on this endcap was restocked -->
      <ObjectOfInterest ThresholdFlag="true">
        <Count Kind="Items" Inequality="GreaterThan">5</Count>
      </ObjectOfInterest>
    </AreaOfInterest>
  </VideoAnalytic>
</VideoAnalyticsEvent>

```

## Request/Response

### 9.1.3 ARTS XML Conformance XML Instance Document – Product Restocking - Request

```

<?xml version="1.0" encoding="UTF-8"?>
<VideoAnalyticsMessage xmlns:xsi="http://www.w3.org/2001/XMLSchema-instance"
  xsi:schemaLocation="http://www.omg.org/retail/VideoAnalytics/namespace/
  ../VideoAnalyticsMessageOrientedV1.0.0.xsd"
  xmlns="http://www.omg.org/retail/VideoAnalytics/namespace/" MajorVersion="1"
  MinorVersion="0" FixVersion="0">
  <ARTSHeader ActionCode="Read" MessageType="Request">
    <MessageID>12345678</MessageID>
    <DateTime>2006-05-04T18:13:51.0Z</DateTime>

```

```

</ARTSHeader>
<VideoAnalysis>
  <AreaOfInterest TypeCode="EndCap">
    <!-- ID of the end cap in question -->
    <ID>110</ID>
    <Camera>
      <TimeStamp>
        <BeginTime>2006-05-04T15:00:00.0Z</BeginTime>
        <EndTime>2006-05-04T15:15:00.0Z</EndTime>
      </TimeStamp>
      <VideoSensorID>05</VideoSensorID>
    </Camera>
    <ObjectOfInterest ThresholdFlag="true">
      <Count Kind="Items" FindFlag="true" xsi:nil="true"/>
    </ObjectOfInterest>
  </AreaOfInterest>
</VideoAnalysis>
</VideoAnalyticsMessage>

```

### 9.1.3 ARTS XML Conformance XML Instance Document – Product Restocking - Response

```

<?xml version="1.0" encoding="UTF-8"?>
<VideoAnalyticsMessage xmlns:xsi="http://www.w3.org/2001/XMLSchema-instance"
  xsi:schemaLocation="http://www.omg.org/retail/VideoAnalytics/namespace/
  ../VideoAnalyticsMessageOrientedV1.0.0.xsd"
  xmlns="http://www.omg.org/retail/VideoAnalytics/namespace/"
  MajorVersion="1" MinorVersion="0" FixVersion="0">
  <ARTSHeader ActionCode="Read" MessageType="Response">
    <MessageID>987654</MessageID>
    <DateTime>2006-05-04T18:15:51.0Z</DateTime>
    <Response ResponseCode="OK">
      <RequestID>12345678</RequestID>
    </Response>
  </ARTSHeader>
  <VideoAnalysis>
    <AreaOfInterest TypeCode="EndCap">
      <!-- ID of the end cap in question -->
      <ID>110</ID>
      <Camera>
        <TimeStamp>
          <BeginTime>2006-05-04T15:00:00.0Z</BeginTime>
          <EndTime>2006-05-04T15:15:00.0Z</EndTime>
        </TimeStamp>
        <VideoSensorID>05</VideoSensorID>
      </Camera>
      <!-- The quantity of items on this endcap fell below the threshold and need
restocking -->
      <ObjectOfInterest ThresholdFlag="true">
        <Count Kind="Items" Inequality="LessThan">5</Count>
        <Item>
          <OnHandLevel RestockFlag="true"/>
        </Item>
      </ObjectOfInterest>
    </AreaOfInterest>
  </VideoAnalysis>
</VideoAnalyticsMessage>

```

## 9.2 Scenario: People Loitering – Customer Service Opportunity

### Brief Description

Customer needs help with an electronics item providing a Customer Service Opportunity.

### Pre-Conditions

### Post-Conditions

### Data

### Domain View

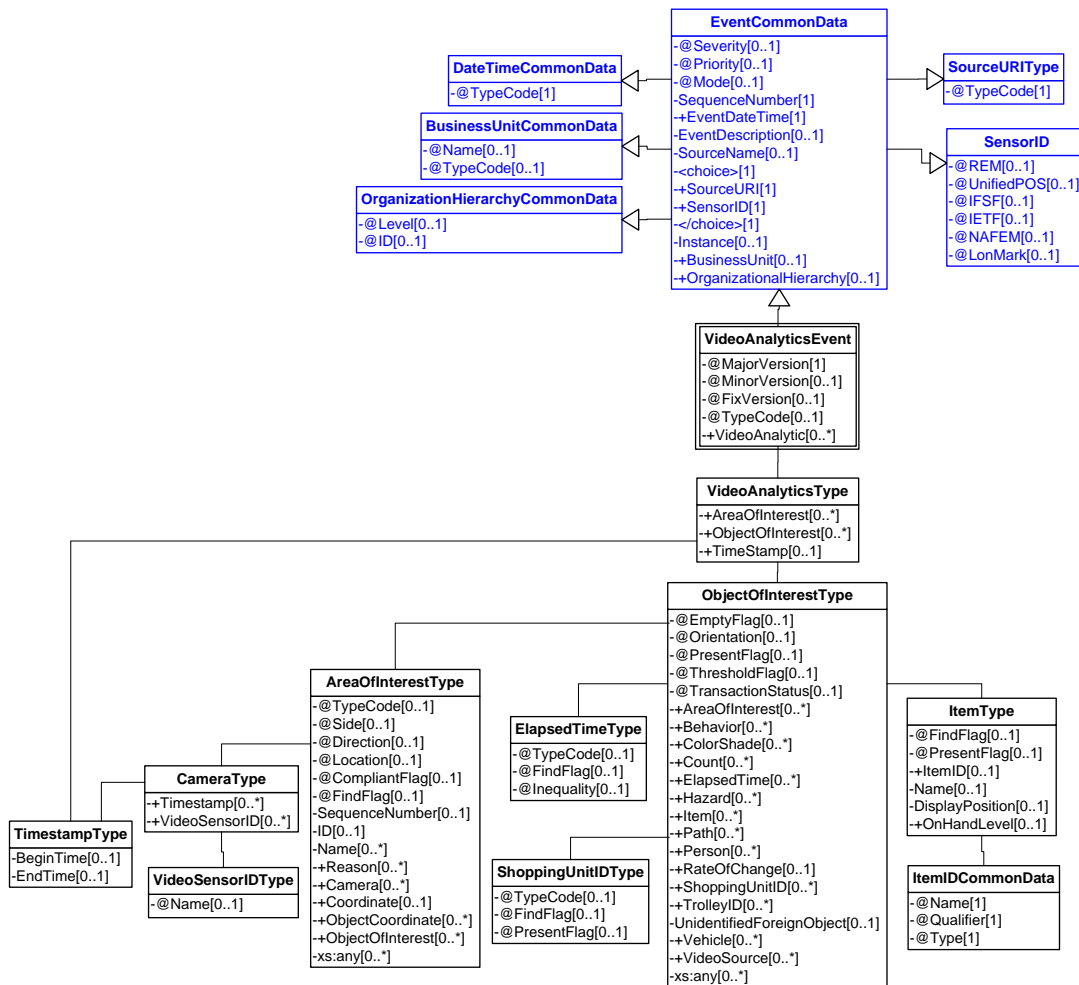


Figure 47: People Loitering – Customer Service Opportunity Domain View

## **Event**

### **9.2 ARTS XML Conformance XML Instance Document – People Loitering – Event**

```
<?xml version="1.0" encoding="UTF-8"?>
<VideoAnalyticsEvent xmlns:xsi="http://www.w3.org/2001/XMLSchema-instance"
  xsi:schemaLocation="http://www.omg.org/retail/VideoAnalytics/namespace/
  ../VideoAnalyticsEventV1.0.0.xsd"
  xmlns="http://www.omg.org/retail/VideoAnalytics/namespace/" MajorVersion="1"
  MinorVersion="0" FixVersion="0" TypeCode="Staffing">
  <SequenceNumber>11234</SequenceNumber>
  <EventDateTime>2006-05-04T18:13:51.0Z</EventDateTime>
  <SourceURI>Camera 1</SourceURI>
  <VideoAnalytic>
    <AreaOfInterest TypeCode="CameraView">
      <Name>Isle 1</Name>
      <ObjectOfInterest>
        <Behavior TypeCode="Lingering"/>
        <ElapsedTime TypeCode="Actual">10:00:00.000</ElapsedTime>
        <ShoppingUnitID TypeCode="Individual"/>
      </ObjectOfInterest>
    </AreaOfInterest>
  </VideoAnalytic>
</VideoAnalyticsEvent>
```

### **9.3 Scenario: People Loitering – Loss Prevention**

#### **Brief Description**

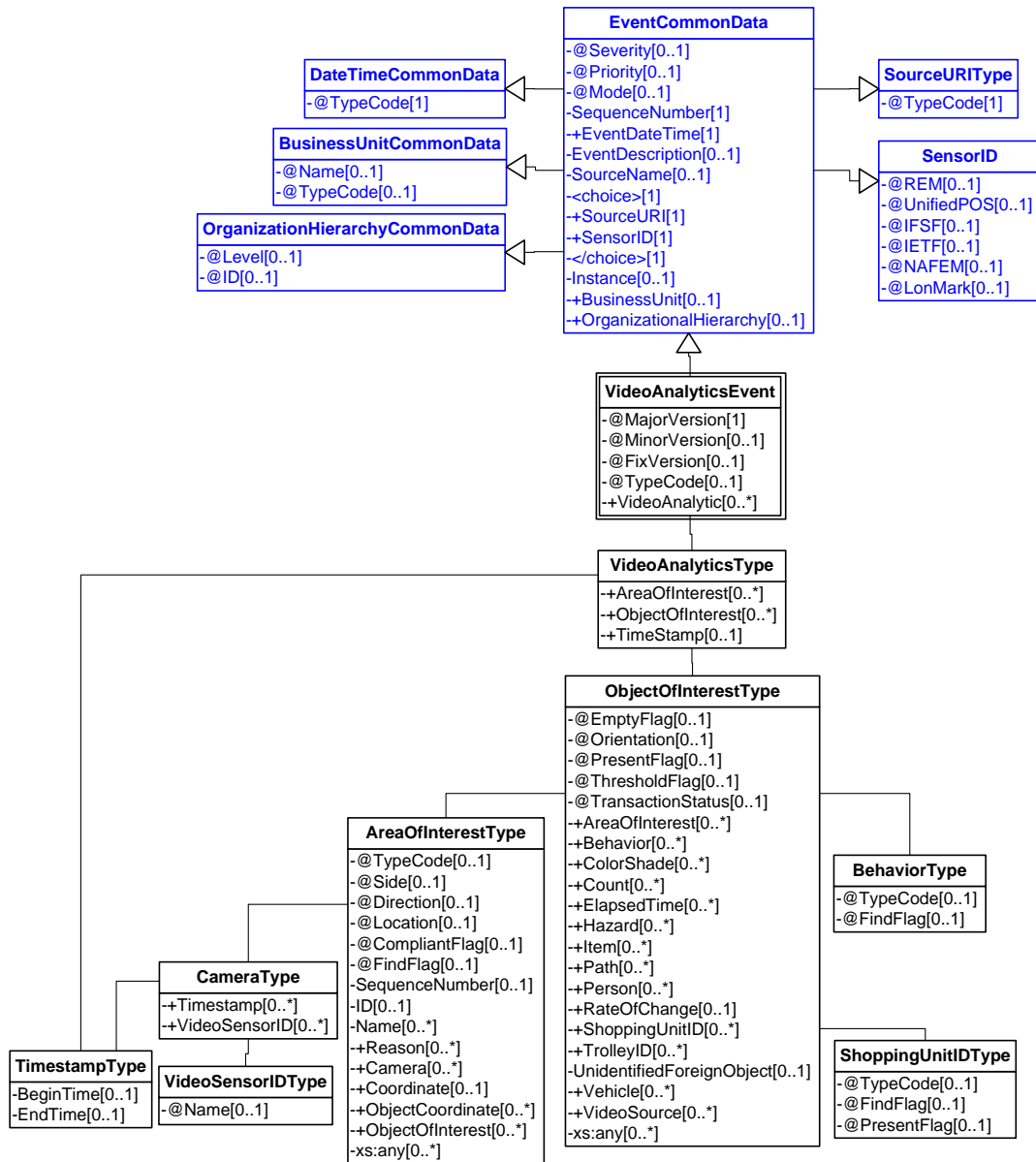
Customer lingers beyond a specified length of time in front of locked fragrance or electronics cabinet - either needs assistance or is a break-in in process.

#### **Pre-Conditions**

#### **Post-Conditions**

#### **Data**

**Domain View**



**Figure 48: People Loitering – Loss Prevention Domain View**

**Event**

**9.3 ARTS XML Conformance XML Instance Document – People Loitering – Loss Prevention**

```
<?xml version="1.0" encoding="UTF-8"?>
<VideoAnalyticsEvent xmlns:xsi="http://www.w3.org/2001/XMLSchema-instance"
  xsi:schemaLocation="http://www.omg.org/retail/VideoAnalytics/namespace/
  ../VideoAnalyticsEventV1.0.0.xsd"
  xmlns="http://www.omg.org/retail/VideoAnalytics/namespace/" MajorVersion="1"
  MinorVersion="0" FixVersion="0" TypeCode="Security">
  <SequenceNumber>11234</SequenceNumber>
```



## ARTS XML Video Analytics Technical Specification

```
<EventDateTime>2006-05-04T18:13:51.0Z</EventDateTime>
<SourceURI>Camera 1</SourceURI>
<VideoAnalytic>
  <ObjectOfInterest>
    <AreaOfInterest TypeCode="Zone" Direction="Toward">
      <Name>Fragrance Cabinet</Name>
    </AreaOfInterest>
    <Behavior TypeCode="Lingering"/>
    <ElapsedTime TypeCode="Actual">10:00:00.000</ElapsedTime>
    <ShoppingUnitID TypeCode="Individual"/>
  </ObjectOfInterest>
</VideoAnalytic>
</VideoAnalyticsEvent>
```

## 10. USE CASE: PRODUCT AFFINITY ANALYSIS

---

### Brief Description

### 10.1 Scenario: Identify other products purchased by identifying which drove purchase of the other.

#### Brief Description

A female customer purchased a tube of toothpaste and then purchased a toothbrush.

#### Pre-Conditions

#### Post-Conditions

#### Data

**Query-** Identify customers who purchase two related products.

Request

Date/Time range

Area of Interest (Merchandise location)

Area of Interest (Merchandise location)

Object of Interest (Merchandise)

Object of Interest (Merchandise)

Response

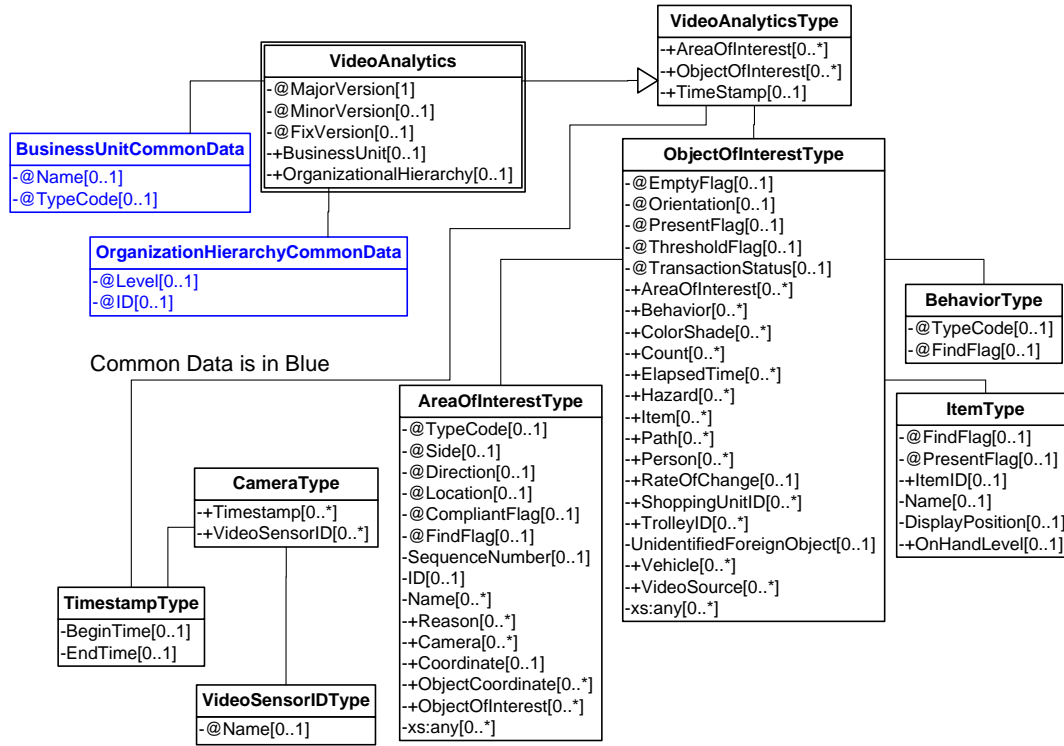
Date/Time

VideoSensorID

Area of Interest

Object of Interest (Person)

**Domain View**



**Figure 49: Product Affinity Analysis Domain View**

**Request/Response**

**10.1 ARTS XML Conformance XML Instance Document – Product Affinity Analysis - Request**

```

<?xml version="1.0" encoding="UTF-8"?>
<VideoAnalyticsMessage xmlns:xsi="http://www.w3.org/2001/XMLSchema-instance"
  xsi:schemaLocation="http://www.omg.org/retail/VideoAnalytics/namespace/
  ../VideoAnalyticsMessageOrientedV1.0.0.xsd"
  xmlns="http://www.omg.org/retail/VideoAnalytics/namespace/" MajorVersion="1"
  MinorVersion="0" FixVersion="0">
  <ARTSHeader ActionCode="Read" MessageType="Request">
    <MessageID>12345678</MessageID>
    <DateTime>2006-05-04T18:13:51.0Z</DateTime>
  </ARTSHeader>
  <VideoAnalysis>
    <ObjectOfInterest>
      <AreaOfInterest TypeCode="EndCap">
        <!-- This is the id for the end cap in question -->
        <ID>4</ID>
        <Camera>
          <TimeStamp>
            <BeginTime>2006-05-04T10:00:00.0Z</BeginTime>
            <EndTime>2006-05-04T10:15:00.0Z</EndTime>
          </TimeStamp>
          <!-- This is the camera focused on the end cap -->
          <VideoSensorID>101</VideoSensorID>
        </Camera>
      </AreaOfInterest>
    </ObjectOfInterest>
  </VideoAnalysis>
</VideoAnalyticsMessage>

```

```

    </AreaOfInterest>
    <Behavior TypeCode="PickUp" />
    <Item FindFlag="true" />
  </ObjectOfInterest>
</VideoAnalysis>
</VideoAnalyticsMessage>

```

### 10.1 ARTS XML Conformance XML Instance Document – Product Affinity Analysis - Response

```

<?xml version="1.0" encoding="UTF-8"?>
<VideoAnalyticsMessage xmlns:xsi="http://www.w3.org/2001/XMLSchema-instance"
  xsi:schemaLocation="http://www.omg.org/retail/VideoAnalytics/namespace/
  ../VideoAnalyticsMessageOrientedV1.0.0.xsd"
  xmlns="http://www.omg.org/retail/VideoAnalytics/namespace/" MajorVersion="1"
  MinorVersion="0" FixVersion="0">
  <ARTSHeader ActionCode="Read" MessageType="Response">
    <MessageID>987654</MessageID>
    <DateTime>2006-05-04T18:15:51.0Z</DateTime>
    <Response ResponseCode="OK">
      <RequestID>12345678</RequestID>
    </Response>
  </ARTSHeader>
  <VideoAnalysis>
    <!-- The timestamp tells which item is picked up first -->
    <!-- Toothpaste -->
    <ObjectOfInterest>
      <AreaOfInterest TypeCode="EndCap">
        <!-- This is the id for the end cap in question -->
        <ID>4</ID>
        <Camera>
          <TimeStamp>
            <BeginTime>2006-05-04T10:10:35.0Z</BeginTime>
          </TimeStamp>
          <!-- This is the camera focused on the end cap -->
          <VideoSensorID>101</VideoSensorID>
        </Camera>
      </AreaOfInterest>
      <Behavior TypeCode="PickUp" />
      <!-- Toothpaste -->
      <Item>
        <ItemID>123</ItemID>
      </Item>
    </ObjectOfInterest>
    <!-- Toothbrush -->
    <ObjectOfInterest>
      <AreaOfInterest TypeCode="EndCap">
        <!-- This is the id for the end cap in question -->
        <ID>4</ID>
        <Camera>
          <TimeStamp>
            <BeginTime>2006-05-04T10:10:55.0Z</BeginTime>
          </TimeStamp>
          <!-- This is the camera focused on the end cap -->
          <VideoSensorID>101</VideoSensorID>
        </Camera>
      </AreaOfInterest>
      <Behavior TypeCode="PickUp" />
    </ObjectOfInterest>
  </VideoAnalysis>
</VideoAnalyticsMessage>

```

## ARTS XML Video Analytics Technical Specification

```
<!-- Toothbrush -->
<Item>
  <ItemID>543</ItemID>
</Item>
</ObjectOfInterest>
</VideoAnalysis>
</VideoAnalyticsMessage>
```

## 11. USE CASE: OPERATIONS

---

### Brief Description

### 11.1 Scenario: Labor Management

#### Brief Description

100 people come in the front door at 10:00, 15 minutes later they will need to check out and the store will need 10 more associates to move from stocking to checking.

#### Pre-Conditions

#### Post-Conditions

#### Data

Event – 100 people enter store within set period of time

Date/Time

Area of Interest

Object of Interest (Person)

DurationType

Elapsed

Request – When did 100 or more people enter store within X amount of time

Date/Time range

Area of Interest

Object of Interest (Person)

DurationType

Elapsed

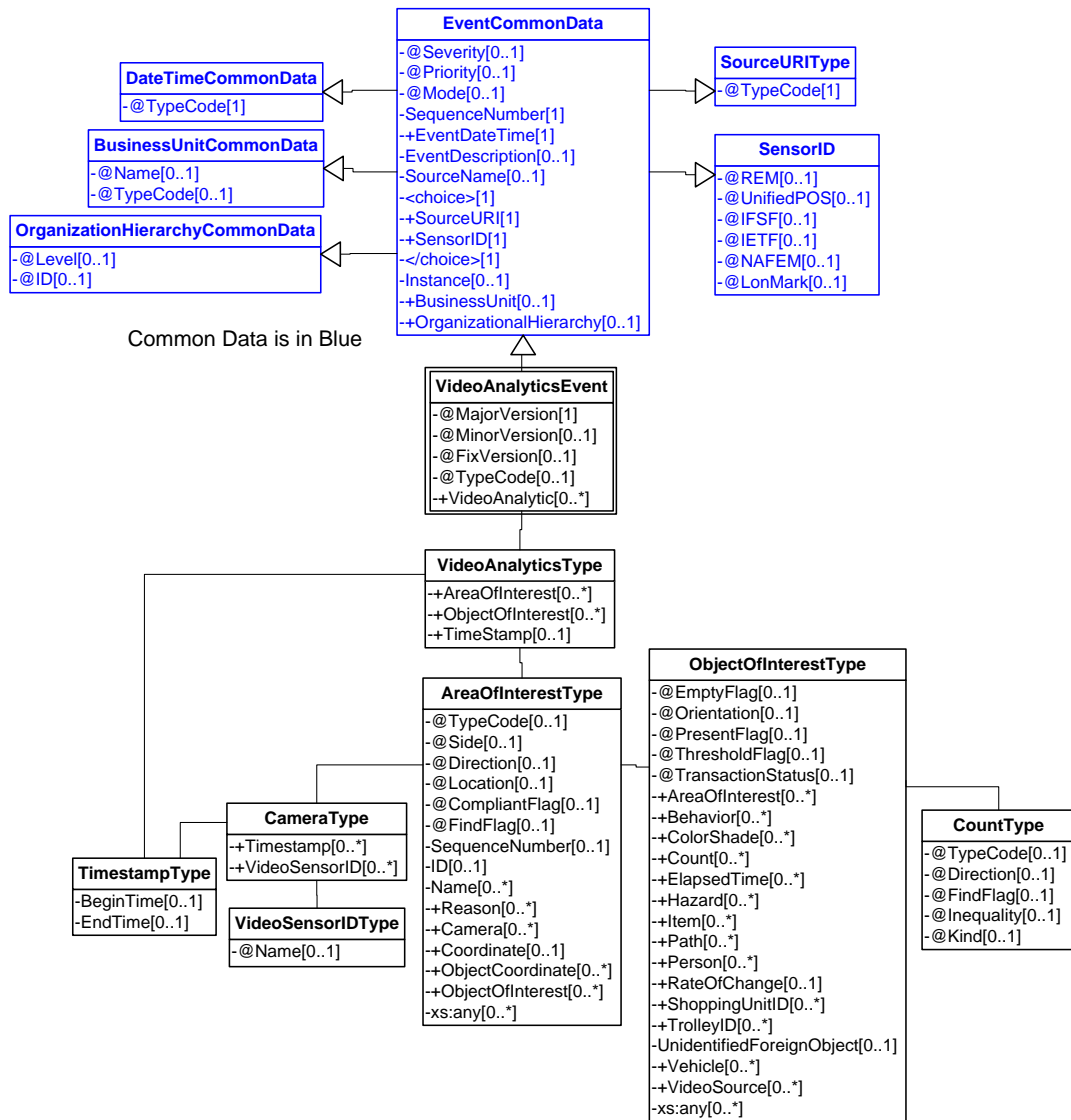
**Response** (Threshold met for associate increase event)

Date/Time

VideoSensorID

Area of Interest

**Domain View**



**Figure 50: Labor Management Domain View**

**Event**

**11.1.1 ARTS XML Conformance XML Instance Document – Labor Management - Event**

```

<?xml version="1.0" encoding="UTF-8"?>
<VideoAnalyticsEvent xmlns:xsi="http://www.w3.org/2001/XMLSchema-instance"
  xsi:schemaLocation="http://www.omg.org/retail/VideoAnalytics/namespace/
  ../VideoAnalyticsEventV1.0.0.xsd"
  xmlns="http://www.omg.org/retail/VideoAnalytics/namespace/" MajorVersion="1"
  MinorVersion="0" FixVersion="0" TypeCode="Staffing">
  <SequenceNumber>11234</SequenceNumber>
  <EventDateTime>2006-05-04T18:13:51.0Z</EventDateTime>
  <SourceURI>Camera 1</SourceURI>

```

## ARTS XML Video Analytics Technical Specification

```
<VideoAnalytic>
  <!-- 100 individuals enter the front door at 10 am -->
  <AreaOfInterest TypeCode="Boundary" Location="Entry">
    <Name>Front Door</Name>
    <ObjectOfInterest ThresholdFlag="true">
      <Count TypeCode="Actual" Kind="Individuals">100</Count>
    </ObjectOfInterest>
  </AreaOfInterest>
  <!-- The timestamp for when 100 people have entered -->
  <TimeStamp>
    <BeginTime>2006-05-04T10:00:00.0Z </BeginTime>
  </TimeStamp>
</VideoAnalytic>
</VideoAnalyticsEvent>
```



## 12. USE CASE: STORE LAYOUT

---

### Brief Description

### 12.1 Scenario: Traffic Patterns

#### Brief Description

Identify the traffic patterns to determine the most used and unused entrances and exits from a store, department, or zone. Determine how these flows change at different times or on different days.

#### Pre-Conditions

#### Post-Conditions

#### Data

Request – Number of people entering or exiting Area of Interest

Date/Time range

Area of Interest

Object of Interest (Person)

Count

Response – Quantity of people entering or exiting per request

Date/Time

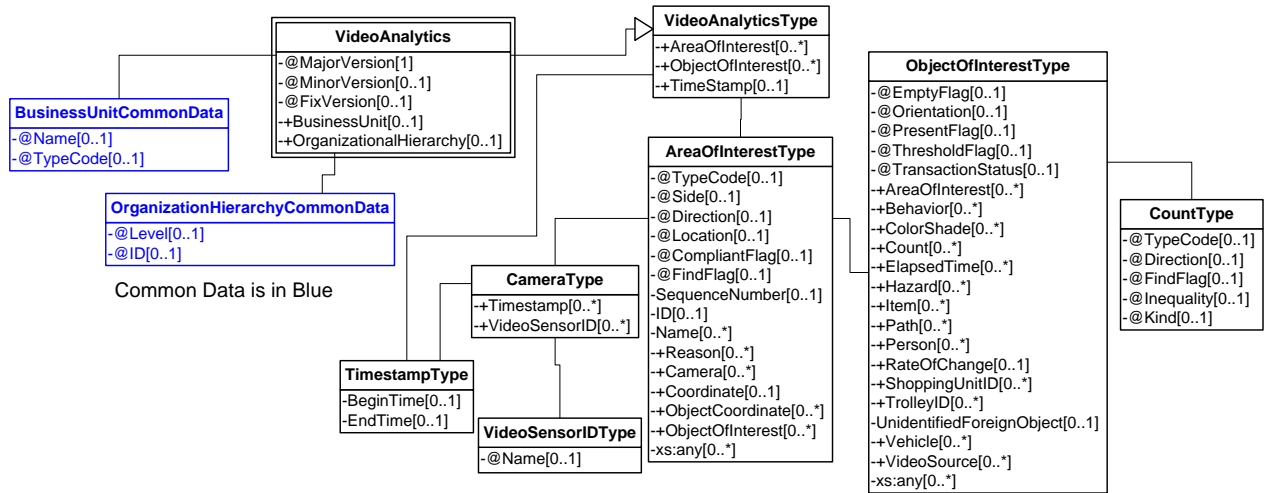
VideoSensorID

Area of Interest

Object of Interest (person)

Count

**Domain View**



**Figure 51: Traffic Patterns Domain View**

**Event**

```
<?xml version="1.0" encoding="UTF-8"?>
<VideoAnalyticsEvent xmlns:xsi="http://www.w3.org/2001/XMLSchema-instance"
  xsi:schemaLocation="http://www.omg.org/retail/VideoAnalytics/namespace/
  ../VideoAnalyticsEventV1.0.0.xsd"
  xmlns="http://www.omg.org/retail/VideoAnalytics/namespace/" MajorVersion="1"
  MinorVersion="0" FixVersion="0" TypeCode="Compliance">
  <SequenceNumber>11234</SequenceNumber>
  <EventDateTime>2006-05-04T18:13:51.0Z</EventDateTime>
  <SourceURI>Camera 1</SourceURI>
  <VideoAnalytic>
    <AreaOfInterest TypeCode="Boundary" Direction="Exit">
      <!-- Front door camera -->
      <ID>Front</ID>
      <Camera>
        <TimeStamp>
          <BeginTime>2006-05-04T18:00:00.0Z</BeginTime>
        </TimeStamp>
        <VideoSensorID>1</VideoSensorID>
      </Camera>
      <!-- an individual exited the front door -->
      <ObjectOfInterest>
        <Count Kind="Individuals" xsi:nil="true"/>
      </ObjectOfInterest>
    </AreaOfInterest>
  </VideoAnalytic>
</VideoAnalyticsEvent>
```

**Request/Response**

**12.1 ARTS XML Conformance XML Instance Document – Traffic Patterns – Request**

```
<?xml version="1.0" encoding="UTF-8"?>
<VideoAnalyticsMessage xmlns:xsi="http://www.w3.org/2001/XMLSchema-instance"
```

```

xsi:schemaLocation="http://www.omg.org/retail/VideoAnalytics/namespace/
../VideoAnalyticsMessageOrientedV1.0.0.xsd"
xmlns="http://www.omg.org/retail/VideoAnalytics/namespace/"
MajorVersion="1" MinorVersion="0" FixVersion="0">
  <ARTSHeader ActionCode="Read" MessageType="Request">
    <MessageID>12345678</MessageID>
    <DateTime>2006-05-04T18:13:51.0Z</DateTime>
  </ARTSHeader>
  <VideoAnalysis>
    <AreaOfInterest TypeCode="Boundary" Direction="Exit">
      <!-- Front door camera -->
      <ID>Front</ID>
      <Camera>
        <TimeStamp>
          <BeginTime>2006-05-04T18:00:00.0Z</BeginTime>
          <EndTime>2006-05-04T18:15:00.0Z</EndTime>
        </TimeStamp>
        <VideoSensorID>1</VideoSensorID>
      </Camera>
      <ObjectOfInterest>
        <Count Kind="Individuals" FindFlag="true" xsi:nil="true"/>
      </ObjectOfInterest>
    </AreaOfInterest>
  </VideoAnalysis>
</VideoAnalyticsMessage>

```

### 12.1 ARTS XML Conformance XML Instance Document – Traffic Patterns – Response

```

<?xml version="1.0" encoding="UTF-8"?>
<VideoAnalyticsMessage xmlns:xsi="http://www.w3.org/2001/XMLSchema-instance"
  xsi:schemaLocation="http://www.omg.org/retail/VideoAnalytics/namespace/
  ../VideoAnalyticsMessageOrientedV1.0.0.xsd"
  xmlns="http://www.omg.org/retail/VideoAnalytics/namespace/" MajorVersion="1"
  MinorVersion="0" FixVersion="0">
  <ARTSHeader ActionCode="Read" MessageType="Response">
    <MessageID>987654</MessageID>
    <DateTime>2006-05-04T18:15:51.0Z</DateTime>
    <Response ResponseCode="OK">
      <RequestID>12345678</RequestID>
    </Response>
  </ARTSHeader>
  <VideoAnalysis>
    <AreaOfInterest TypeCode="Boundary" Direction="Exit">
      <!-- Front door camera -->
      <ID>Front</ID>
      <Camera>
        <TimeStamp>
          <BeginTime>2006-05-04T18:00:00.0Z</BeginTime>
          <EndTime>2006-05-04T18:15:00.0Z</EndTime>
        </TimeStamp>
        <VideoSensorID>1</VideoSensorID>
      </Camera>
      <!-- 45 individuals exited the front door during this 15 min -->
      <ObjectOfInterest>
        <Count Kind="Individuals">45</Count>
      </ObjectOfInterest>
    </AreaOfInterest>
  </VideoAnalysis>
</VideoAnalyticsMessage>

```

```
</VideoAnalysis>  
</VideoAnalyticsMessage>
```

## 13. USE CASE: CUSTOMER RELATIONSHIP MANAGEMENT (CRM)

---

### Brief Description

### 13.1 Scenario: Targeted Store Signage

#### Brief Description

Targeted signage for individuals

#### Scenario Description

Identify the characteristics of the people who are looking at the sign (zone).

#### Pre-Conditions

#### Post-Conditions

#### Data

Request – Breakdown of who is viewing particular signage in store

Date/Time range

Area of Interest (This would be AOI around sign)

Object of Interest (Person)

PersonType

Response – Who is viewing of selected type

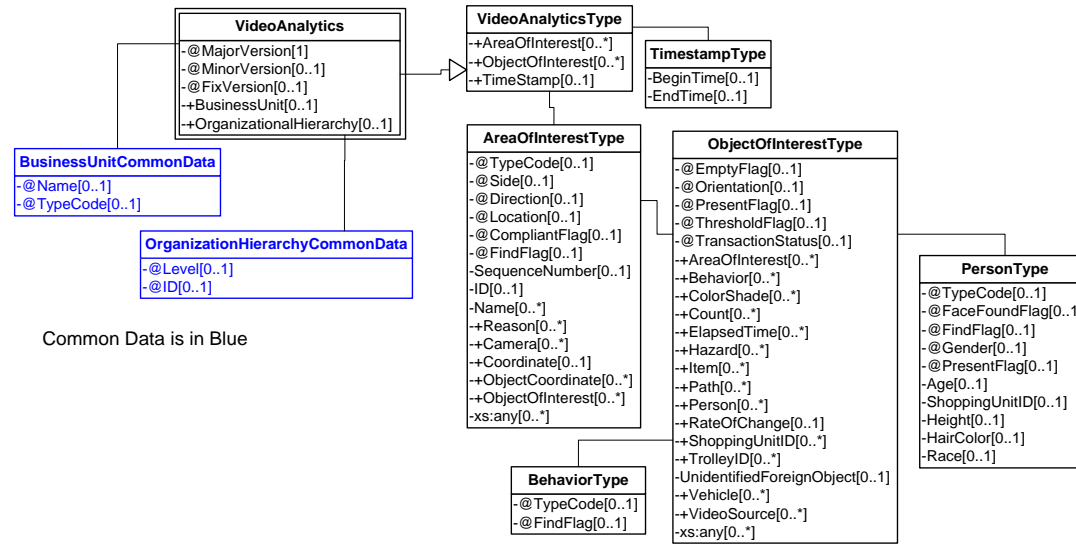
Date/Time

VideoSensorID

Area of Interest

Object of Interest (person)

PersonType

**Domain View****Figure 52: Targeted Store Signage Domain View****Request/Response****13.1 ARTS XML Conformance XML Instance Document – Targeted Store Signage - Request**

```

<?xml version="1.0" encoding="UTF-8"?>
<VideoAnalyticsMessage xmlns:xsi="http://www.w3.org/2001/XMLSchema-instance"
  xsi:schemaLocation="http://www.omg.org/retail/VideoAnalytics/namespace/
  ../VideoAnalyticsMessageOrientedV1.0.0.xsd"
  xmlns="http://www.omg.org/retail/VideoAnalytics/namespace/" MajorVersion="1"
  MinorVersion="0" FixVersion="0">
  <ARTSHeader ActionCode="Read" MessageType="Request">
    <MessageID>12345678</MessageID>
    <DateTime>2006-05-04T18:13:51.0Z</DateTime>
  </ARTSHeader>
  <VideoAnalysis>
    <AreaOfInterest TypeCode="Zone" Direction="Toward" Side="Left">
      <!-- Signage in question -->
      <ID>666</ID>
      <Camera>
        <TimeStamp>
          <BeginTime>2006-05-04T18:00:00.0Z</BeginTime>
          <EndTime>2006-05-04T18:30:00.0Z</EndTime>
        </TimeStamp>
        <VideoSensorID>509</VideoSensorID>
      </Camera>
      <ObjectOfInterest>
        <Behavior TypeCode="LookAt"/>
        <Person TypeCode="Customer" FindFlag="true"/>
      </ObjectOfInterest>
    </AreaOfInterest>
  </VideoAnalysis>
</VideoAnalyticsMessage>
  
```

### 13.1 ARTS XML Conformance XML Instance Document – Targeted Store Signage - Response

```
<?xml version="1.0" encoding="UTF-8"?>
<VideoAnalyticsMessage xmlns:xsi="http://www.w3.org/2001/XMLSchema-instance"
  xsi:schemaLocation="http://www.omg.org/retail/VideoAnalytics/namespace/
  ../VideoAnalyticsMessageOrientedV1.0.0.xsd"
  xmlns="http://www.omg.org/retail/VideoAnalytics/namespace/" MajorVersion="1"
  MinorVersion="0" FixVersion="0">
  <ARTSHeader ActionCode="Read" MessageType="Response">
    <MessageID>987654</MessageID>
    <DateTime>2006-05-04T18:15:51.0Z</DateTime>
    <Response ResponseCode="OK">
      <RequestID>12345678</RequestID>
    </Response>
  </ARTSHeader>
  <VideoAnalysis>
    <AreaOfInterest TypeCode="Zone" Direction="Toward" Side="Left">
      <!-- Signage in question -->
      <ID>666</ID>
      <Camera>
        <TimeStamp>
          <BeginTime>2006-05-04T18:00:00.0Z</BeginTime>
          <EndTime>2006-05-04T18:30:00.0Z</EndTime>
        </TimeStamp>
        <VideoSensorID>509</VideoSensorID>
      </Camera>
      <ObjectOfInterest>
        <Behavior TypeCode="LookAt"/>
        <Person TypeCode="Customer" Gender="Women">
          <HairColor>Red</HairColor>
        </Person>
      </ObjectOfInterest>
    </AreaOfInterest>
  </VideoAnalysis>
</VideoAnalyticsMessage>
```

### 13.2 Scenario: Store Signage – Customer Demographics

#### **Brief Description**

Note who is viewing signage.

#### **Scenario Description**

Between 10 and 10:15 am identify the average duration women who were looking at the sign in jewelry.

#### **Pre-Conditions**

How do we identify what signage? We only identify in which direction the customer is looking.

#### **Post-Conditions**

#### **Data**

Request – What types of customers is viewing signage

Date/Time range  
 Area of Interest  
 Object of Interest (Person)  
 PersonType  
 DurationType  
 Elapsed

Response – Breakdown of Person Type per AOI selected in request

Date/Time  
 VideoSensorID  
 Area of Interest  
 Object of Interest (person)  
 PersonType  
 DurationType (How long they viewed signage)  
 Elapsed

**Domain View**

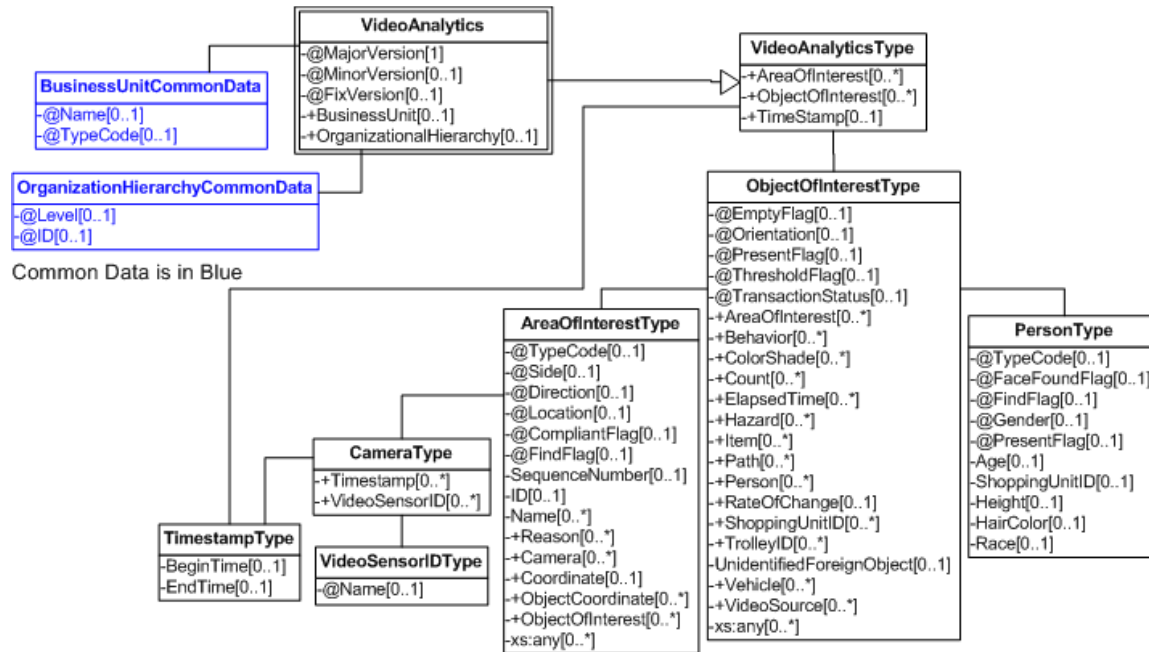


Figure 53: Store Signage - Customer Demographics Domain View



**Request/Response****13.2 ARTS XML Conformance XML Instance Document – Store Signage – Customer Demographics - Request**

```

<?xml version="1.0" encoding="UTF-8"?>
<VideoAnalyticsMessage xmlns:xsi="http://www.w3.org/2001/XMLSchema-instance"
  xsi:schemaLocation="http://www.omg.org/retail/VideoAnalytics/namespace/
  ../VideoAnalyticsMessageOrientedV1.0.0.xsd"
  xmlns="http://www.omg.org/retail/VideoAnalytics/namespace/" MajorVersion="1"
  MinorVersion="0" FixVersion="0">
  <ARTSHeader ActionCode="Read" MessageType="Request">
    <MessageID>12345678</MessageID>
    <DateTime>2006-05-04T18:13:51.0Z</DateTime>
  </ARTSHeader>
  <VideoAnalysis>
    <ObjectOfInterest Orientation="Toward">
      <AreaOfInterest TypeCode="Zone">
        <!-- The id of the sign in jewelry -->
        <ID>5768</ID>
        <Camera>
          <TimeStamp>
            <BeginTime>2006-05-04T10:00:00.0Z</BeginTime>
            <EndTime>2006-05-04T10:15:00.0Z</EndTime>
          </TimeStamp>
          <VideoSensorID>Jewelry1</VideoSensorID>
        </Camera>
      </AreaOfInterest>
      <Behavior TypeCode="LookAt"/>
      <ElapsedTime TypeCode="Average" xsi:nil="true"/>
      <Person TypeCode="Customer" Gender="Women" FindFlag="true"/>
    </ObjectOfInterest>
  </VideoAnalysis>
</VideoAnalyticsMessage>

```

**13.2 ARTS XML Conformance XML Instance Document – Store Signage – Customer Demographics - Response**

```

<?xml version="1.0" encoding="UTF-8"?>
<VideoAnalyticsMessage xmlns:xsi="http://www.w3.org/2001/XMLSchema-instance"
  xsi:schemaLocation="http://www.omg.org/retail/VideoAnalytics/namespace/
  ../VideoAnalyticsMessageOrientedV1.0.0.xsd"
  xmlns="http://www.omg.org/retail/VideoAnalytics/namespace/" MajorVersion="1"
  MinorVersion="0" FixVersion="0">
  <ARTSHeader ActionCode="Read" MessageType="Response">
    <MessageID>987654</MessageID>
    <DateTime>2006-05-04T18:15:51.0Z</DateTime>
    <Response ResponseCode="OK">
      <RequestID>12345678</RequestID>
    </Response>
  </ARTSHeader>
  <VideoAnalysis>
    <ObjectOfInterest Orientation="Toward">
      <AreaOfInterest TypeCode="Zone">
        <!-- The id of the sign in jewelry -->
        <ID>5768</ID>
        <Camera>

```

```
<TimeStamp>
  <BeginTime>2006-05-04T10:00:00.0Z</BeginTime>
  <EndTime>2006-05-04T10:15:00.0Z</EndTime>
</TimeStamp>
<VideoSensorID>Jewelry1</VideoSensorID>
</Camera>
</AreaOfInterest>
<Behavior TypeCode="LookAt" />
<ElapsedTime TypeCode="Average" xsi:nil="true" />
<Person TypeCode="Customer" Gender="Women">
  <HairColor>Red</HairColor>
</Person>
</ObjectOfInterest>
</VideoAnalysis>
</VideoAnalyticsMessage>
```

## 13.3 Scenario: Shopper Segmentation Profile

### **Brief Description**

This ad for this soft drink affects buying patterns for this 14 year old male. The VA system is queried to determine how many people looked at the add for over a configured elapsed time.

### **Pre-Conditions**

How do we identify what ad? We only identify in which direction the customer is looking.

### **Post-Conditions**

#### **Data**

Request – How many 14 year old males viewed soft drink sign

Date/Time range

Area of Interest

ObjectofInterest (Person)

PersonType

Gender

Age

DurationType

Elapsed

Response – Results of request

Date/Time

VideoSensorID

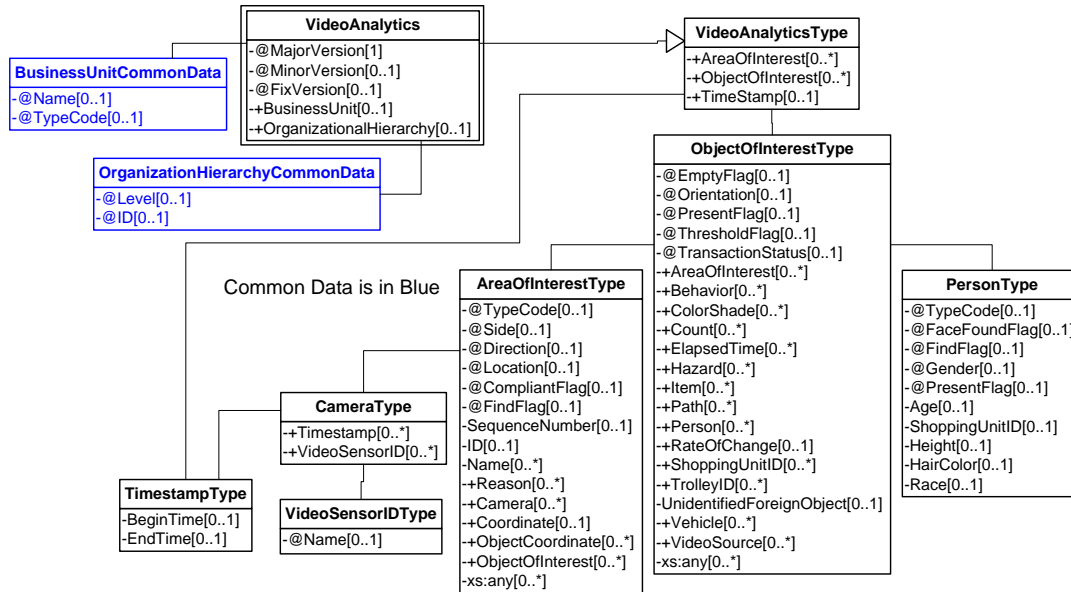
Area of Interest

Object of Interest (person)

PersonType

Gender  
 Age  
 Count  
 DurationType (How long they viewed signage)  
 Elapsed

**Domain View**



**Figure 54: Shopper Segmentation Profile Domain View**

**Request/Response**

**13.3 ARTS XML Conformance XML Instance Document – Shopper Segmentation Profile - Request**

```

<?xml version="1.0" encoding="UTF-8"?>
<VideoAnalyticsMessage xmlns:xsi="http://www.w3.org/2001/XMLSchema-instance"
  xsi:schemaLocation="http://www.omg.org/retail/VideoAnalytics/namespace/
  ../VideoAnalyticsMessageOrientedV1.0.0.xsd"
  xmlns="http://www.omg.org/retail/VideoAnalytics/namespace/" MajorVersion="1"
  MinorVersion="0" FixVersion="0">
  <ARTSHeader ActionCode="Read" MessageType="Request">
    <MessageID>12345678</MessageID>
    <DateTime>2006-05-04T18:13:51.0Z</DateTime>
  </ARTSHeader>
  <VideoAnalysis>
    <ObjectOfInterest Orientation="Toward">
      <AreaOfInterest TypeCode="Zone">
        <!-- This is the ID of the Zone which contains the sign -->
        <ID>2357</ID>
        <Camera>
          <TimeStamp>
            <BeginTime>2006-05-04T10:00:00.0Z</BeginTime>
          </TimeStamp>
        </Camera>
      </AreaOfInterest>
    </ObjectOfInterest>
  </VideoAnalysis>
</VideoAnalyticsMessage>

```

```

        <EndTime>2006-05-04T10:15:00.0Z</EndTime>
    </TimeStamp>
    <!-- Camera pointing at the area around the sign -->
    <VideoSensorID>3987</VideoSensorID>
</Camera>
</AreaOfInterest>
<Behavior TypeCode="LookAt"/>
<Count TypeCode="Actual" Kind="Individuals" FindFlag="true" xsi:nil="true"/>
<ElapsedTime TypeCode="Average" FindFlag="true" xsi:nil="true"/>
<Person Gender="Boy">
    <Age>14</Age>
</Person>
</ObjectOfInterest>
</VideoAnalysis>
</VideoAnalyticsMessage>

```

### 13.3 ARTS XML Conformance XML Instance Document – Shopper Segmentation Profile - Response

```

<?xml version="1.0" encoding="UTF-8"?>
<VideoAnalyticsMessage xmlns:xsi="http://www.w3.org/2001/XMLSchema-instance"
    xsi:schemaLocation="http://www.omg.org/retail/VideoAnalytics/namespace/
    ../VideoAnalyticsMessageOrientedV1.0.0.xsd"
    xmlns="http://www.omg.org/retail/VideoAnalytics/namespace/"
    MajorVersion="1" MinorVersion="0" FixVersion="0">
    <ARTSHeader ActionCode="Read" MessageType="Response">
        <MessageID>987654</MessageID>
        <DateTime>2006-05-04T18:15:51.0Z</DateTime>
        <Response ResponseCode="OK">
            <RequestID>12345678</RequestID>
        </Response>
    </ARTSHeader>
    <VideoAnalysis>
        <ObjectOfInterest Orientation="Toward">
            <AreaOfInterest TypeCode="Zone">
                <!-- This is the ID of the Zone which contains the sign -->
                <ID>2357</ID>
                <Camera>
                    <TimeStamp>
                        <BeginTime>2006-05-04T10:00:00.0Z</BeginTime>
                        <EndTime>2006-05-04T10:15:00.0Z</EndTime>
                    </TimeStamp>
                    <!-- Camera pointing at the area around the sign -->
                    <VideoSensorID>3987</VideoSensorID>
                </Camera>
            </AreaOfInterest>
            <Behavior TypeCode="LookAt"/>
            <Count TypeCode="Actual" Kind="Individuals">10</Count>
            <ElapsedTime TypeCode="Average">00:10:00</ElapsedTime>
            <Person Gender="Boy">
                <Age>14</Age>
            </Person>
        </ObjectOfInterest>
    </VideoAnalysis>
</VideoAnalyticsMessage>

```

## 14. USE CASE: INVENTORY MANAGEMENT

---

### Brief Description

### 14.1 Scenario: Empty, Partially Empty Shelves

#### Brief Description

Shelf falls below 50% capacity notify the store manager-

#### Pre-Conditions

#### Post-Conditions

#### Data

Event – Alert when a shelf/display falls below capacity threshold

Type Compliance

Date/Time

Area of Interest (shelf/display)

Capacity (ThresholdFlag – says a threshold was reached. What threshold requires decoding the information)

Request – Find when a shelf/display fell below capacity threshold

Date/Time range

Area of Interest (shelf/display)

Capacity threshold

Response

Date/Time

Area of Interest (shelf/display)

Capacity

**Domain View**

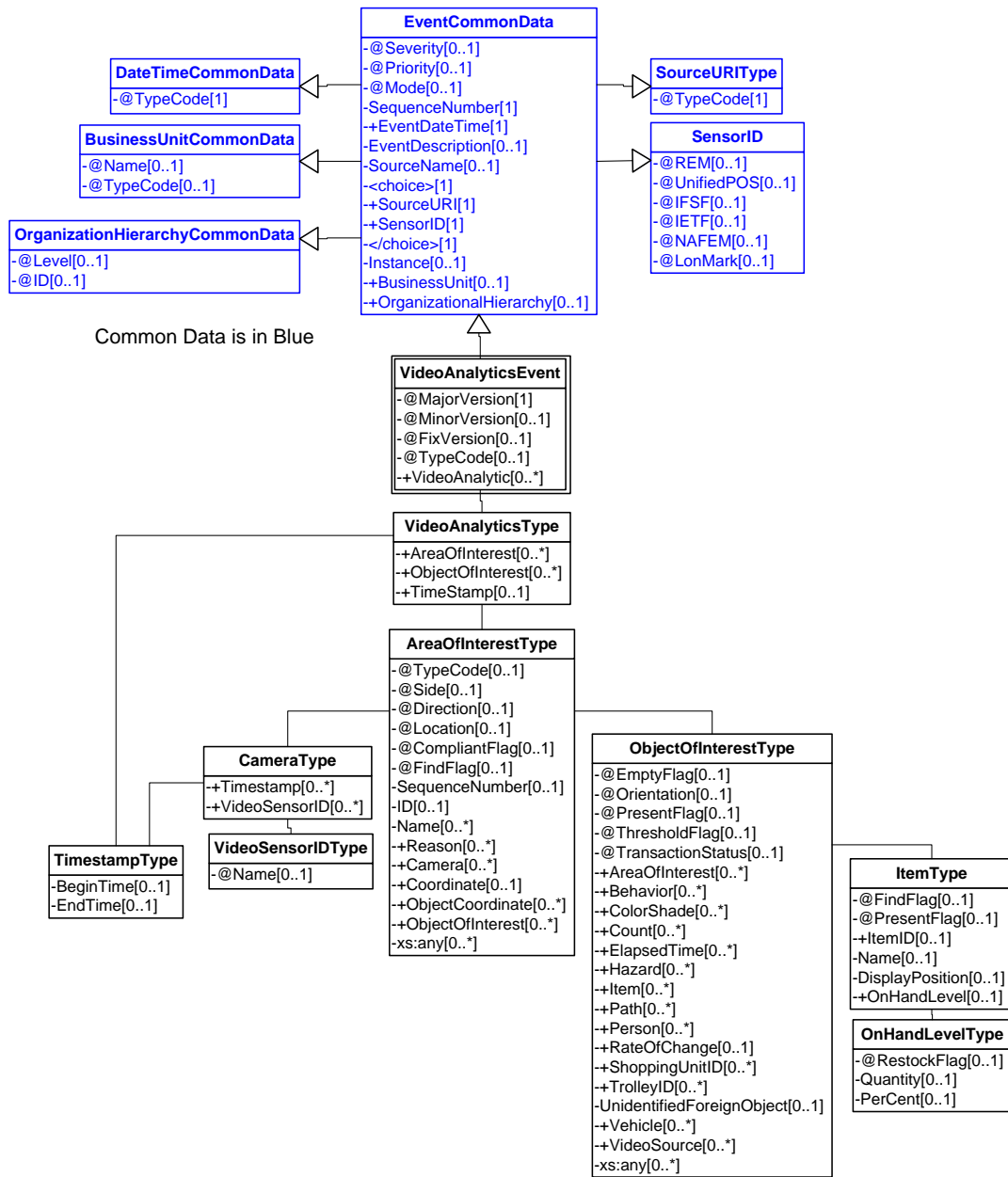


Figure 55: Empty, Partially Empty Shelves Domain View

**Event**

14.1.1 ARTS XML Conformance XML Instance Document – Empty, Partially Empty Shelves - Event

```

<?xml version="1.0" encoding="UTF-8"?>
<VideoAnalyticsEvent xmlns:xsi="http://www.w3.org/2001/XMLSchema-instance"
  xsi:schemaLocation="http://www.omg.org/retail/VideoAnalytics/namespace/
  ../VideoAnalyticsEventV1.0.0.xsd"

```

```

xmlns="http://www.omg.org/retail/VideoAnalytics/namespace/" MajorVersion="1"
MinorVersion="0" FixVersion="0" TypeCode="Compliance">
  <SequenceNumber>11234</SequenceNumber>
  <EventDateTime>2006-05-04T18:13:51.0Z</EventDateTime>
  <SourceURI>Camera 1</SourceURI>
  <VideoAnalytic>
    <AreaOfInterest TypeCode="Zone">
      <Name>Shelf</Name>
      <ObjectOfInterest ThresholdFlag="true">
        <Count Kind="Items">10</Count>
        <Item>
          <ItemID Type="SKU">534</ItemID>
        </Item>
      </ObjectOfInterest>
    </AreaOfInterest>
  </VideoAnalytic>
</VideoAnalyticsEvent>

```

## **Request/Response**

### **14.1.2 ARTS XML Conformance XML Instance Document – Empty, Partially Empty Shelves - Request**

```

<?xml version="1.0" encoding="UTF-8"?>
<VideoAnalyticsMessage xmlns:xsi="http://www.w3.org/2001/XMLSchema-instance"
  xsi:schemaLocation="http://www.omg.org/retail/VideoAnalytics/namespace/
  ../VideoAnalyticsMessageOrientedV1.0.0.xsd"
  xmlns="http://www.omg.org/retail/VideoAnalytics/namespace/" MajorVersion="1"
  MinorVersion="0" FixVersion="0">
  <ARTSHeader ActionCode="Read" MessageType="Request">
    <MessageID>12345678</MessageID>
    <DateTime>2006-05-04T18:13:51.0Z</DateTime>
  </ARTSHeader>
  <VideoAnalysis>
    <ObjectOfInterest ThresholdFlag="true">
      <AreaOfInterest TypeCode="Shelf">
        <ID>ID1</ID>
      </AreaOfInterest>
      <Item FindFlag="true">
        <ItemID>1234</ItemID>
        <OnHandLevel>
          <PerCent>50</PerCent>
        </OnHandLevel>
      </Item>
    </ObjectOfInterest>
  </VideoAnalysis>
</VideoAnalyticsMessage>

```

### **14.1.2 ARTS XML Conformance XML Instance Document – Empty, Partially Empty Shelves - Response**

```

<?xml version="1.0" encoding="UTF-8"?>
<VideoAnalyticsMessage xmlns:xsi="http://www.w3.org/2001/XMLSchema-instance"
  xsi:schemaLocation="http://www.omg.org/retail/VideoAnalytics/namespace/
  ../VideoAnalyticsMessageOrientedV1.0.0.xsd"
  xmlns="http://www.omg.org/retail/VideoAnalytics/namespace/" MajorVersion="1"
  MinorVersion="0" FixVersion="0">
  <ARTSHeader ActionCode="Read" MessageType="Response">
    <MessageID>987654</MessageID>
    <DateTime>2006-05-04T18:15:51.0Z</DateTime>

```

```
<Response ResponseCode="OK">
  <RequestID>12345678</RequestID>
</Response>
</ARTSHeader>
<VideoAnalysis>
  <ObjectOfInterest ThresholdFlag="true">
    <AreaOfInterest TypeCode="Shelf">
      <ID>ID1</ID>
      <Camera>
        <!-- This is the time the shelf fell below the threshold -->
        <TimeStamp>
          <BeginTime>2006-05-04T18:15:51.0Z</BeginTime>
        </TimeStamp>
      </Camera>
    </AreaOfInterest>
    <Item FindFlag="true">
      <ItemID>1234</ItemID>
      <OnHandLevel>
        <PerCent>50</PerCent>
      </OnHandLevel>
    </Item>
  </ObjectOfInterest>
</VideoAnalysis>
</VideoAnalyticsMessage>
```

## 14.2 Scenario: Rapidly Emptying Shelves (Change per Unit Time)

### **Brief Description**

The shelf containing the hottest MP3 player is emptying at 30 units per hour.

### **Pre-Conditions**

### **Post-Conditions**

### **Data**

Event – Alert when shelf/display empties faster than some threshold

EventType Security/Compliance

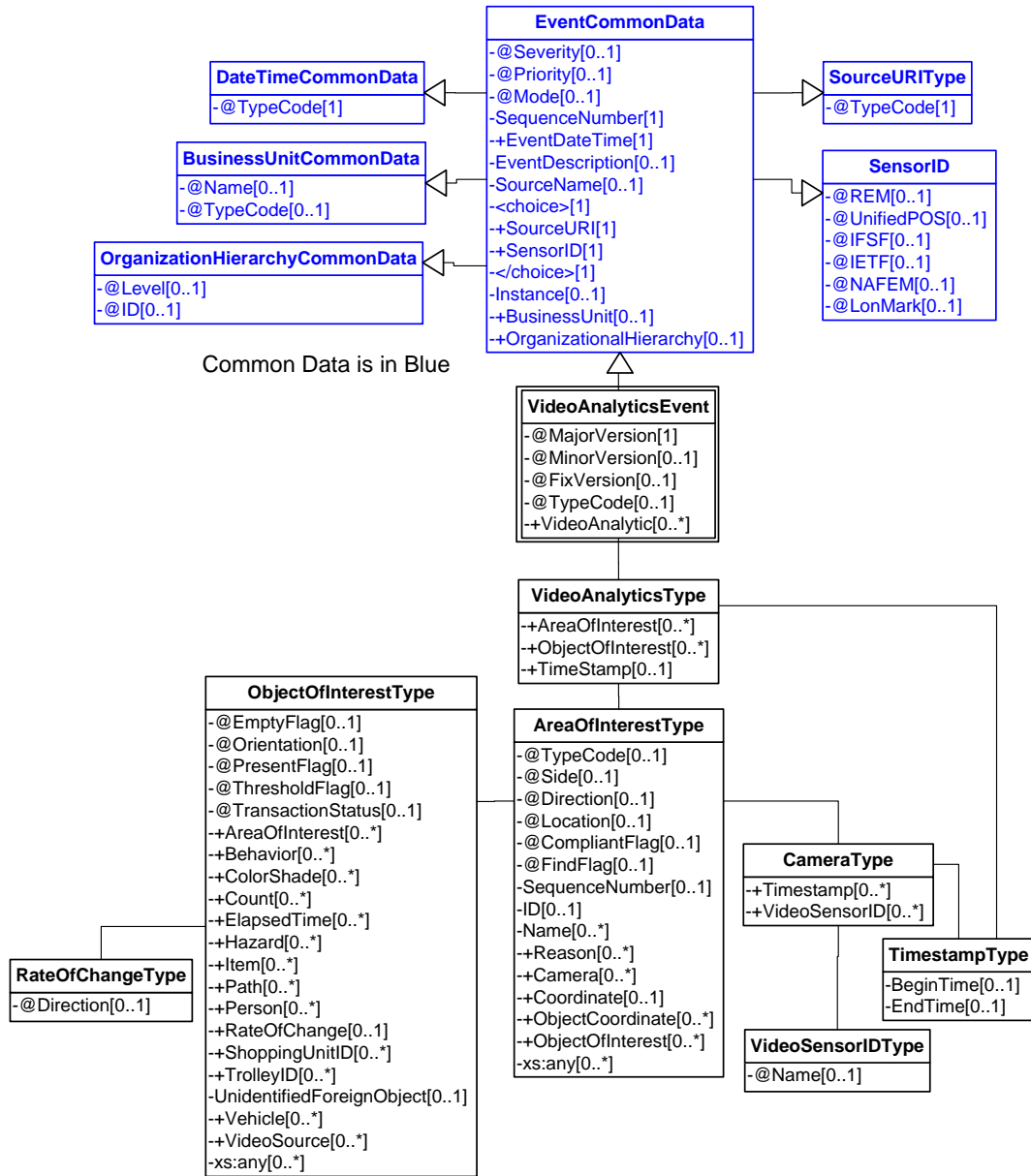
Date/Time

Area of Interest (shelf/display)

Emptying rate



**Domain View**



Common Data is in Blue

**Figure 56: Rapidly Emptying Shelves Domain View**

**Event**

**14.2.1 ARTS XML Conformance XML Instance Document – Rapidly Emptying Shelves - Event**

```
<?xml version="1.0" encoding="UTF-8"?>
<VideoAnalyticsEvent xmlns:xsi="http://www.w3.org/2001/XMLSchema-instance"
  xsi:schemaLocation="http://www.omg.org/retail/VideoAnalytics/namespace/
  ../VideoAnalyticsEventV1.0.0.xsd"
  xmlns="http://www.omg.org/retail/VideoAnalytics/namespace/" MajorVersion="1"
  MinorVersion="0" FixVersion="0" TypeCode="Compliance">
```

```
<SequenceNumber>11234</SequenceNumber>
<EventDateTime>2006-05-04T18:13:51.0Z</EventDateTime>
<SourceURI>Camera 1</SourceURI>
<VideoAnalytic>
  <!-- The Shelf is a zone -->
  <AreaOfInterest TypeCode="Zone">
    <ObjectOfInterest ThresholdFlag="true">
      <AreaOfInterest></AreaOfInterest>
      <RateOfChange Direction="Down">30</RateOfChange>
    </ObjectOfInterest>
  </AreaOfInterest>
</VideoAnalytic>
</VideoAnalyticsEvent>
```

## 14.3 Scenario: End Cap Compliance

### **Brief Description**

Verify the hottest lipstick end cap is setup and displayed properly

### **Pre-Conditions**

### **Post-Conditions**

### **Data**

Event – Alert when endcap/shelf/display is out of compliance

Type Compliance

Date/Time

Area of Interest (endcap/shelf/display)

ComplianceViolationType - ReasonString

Request – Find when an endcap is out of compliance

Date/Time range

Area of Interest (endcap/shelf/display)

OptionalComplianceViolationType

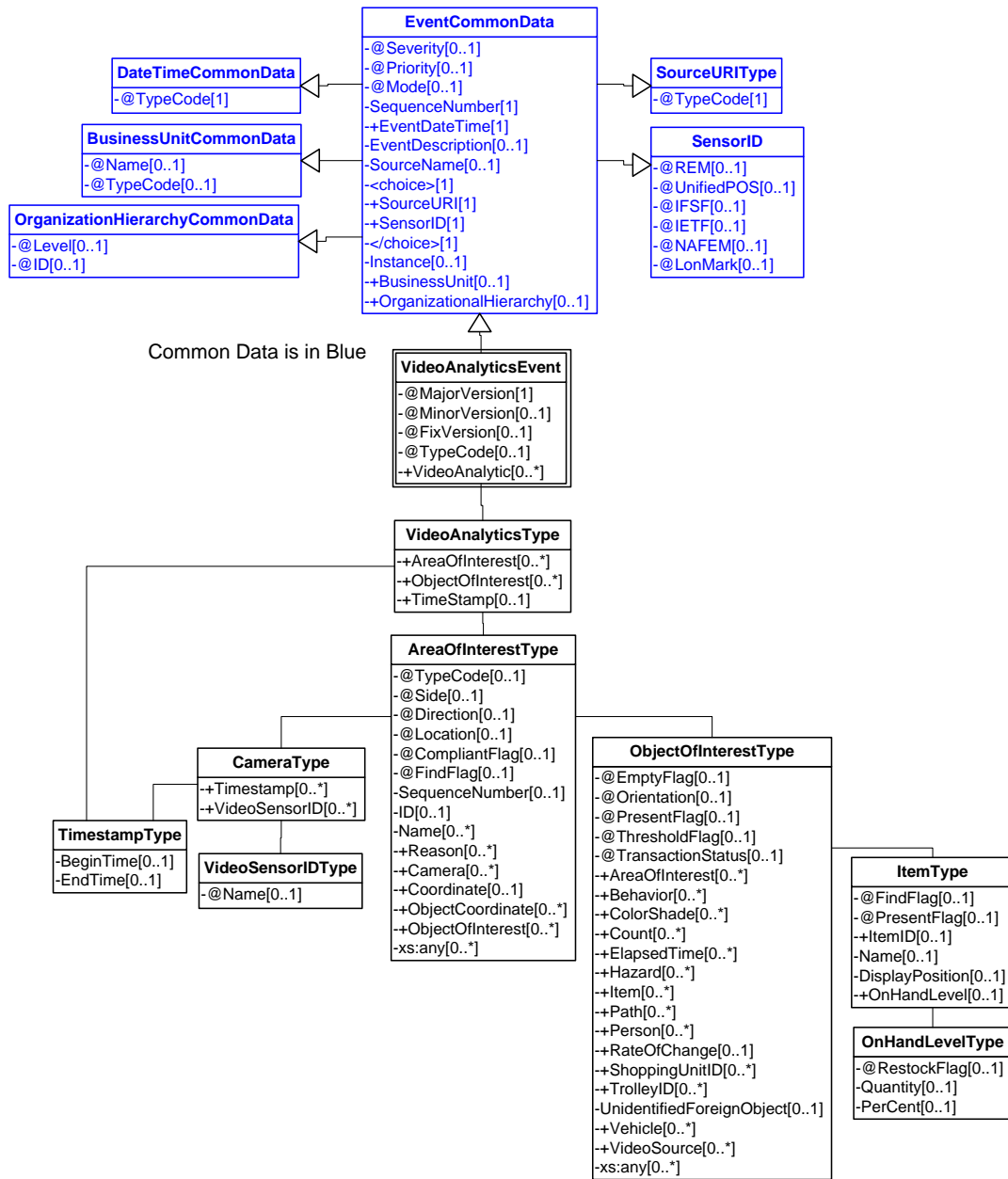
Response

Date/Time

Area of Interest (endcap/shelf/display)

ComplianceViolationType - ReasonString

**Domain View**



Common Data is in Blue

**Figure 57: End Cap Compliance Domain View**

**Event**

**14.3.1 ARTS XML Conformance XML Instance Document – End Cap Compliance - Event**

```
<?xml version="1.0" encoding="UTF-8"?>
<VideoAnalyticsEvent xmlns:xsi="http://www.w3.org/2001/XMLSchema-instance"
  xsi:schemaLocation="http://www.omg.org/retail/VideoAnalytics/namespace/
  ../VideoAnalyticsEventV1.0.0.xsd"
```

```

xmlns="http://www.omg.org/retail/VideoAnalytics/namespace/" MajorVersion="1"
MinorVersion="0" FixVersion="0" TypeCode="Compliance">
  <SequenceNumber>11234</SequenceNumber>
  <EventDateTime>2006-05-04T18:13:51.0Z</EventDateTime>
  <SourceURI>Camera 1</SourceURI>
  <VideoAnalytic>
    <!-- End Cap is a Zone -->
    <AreaOfInterest TypeCode="EndCap" CompliantFlag="false">
      <ID>100</ID>
      <ObjectOfInterest ThresholdFlag="true">
        <Item>
          <ItemID Type="SKU">1234</ItemID>
          <OnHandLevel>
            <Quantity>3</Quantity>
          </OnHandLevel>
        </Item>
      </ObjectOfInterest>
    </AreaOfInterest>
  </VideoAnalytic>
</VideoAnalyticsEvent>

```

## **Request/Response**

### **14.3.2 ARTS XML Conformance XML Instance Document – End Cap Compliance - Request**

```

<?xml version="1.0" encoding="UTF-8"?>
<VideoAnalyticsMessage xmlns:xsi="http://www.w3.org/2001/XMLSchema-instance"
  xsi:schemaLocation="http://www.omg.org/retail/VideoAnalytics/namespace/
  ../VideoAnalyticsMessageOrientedV1.0.0.xsd"
  xmlns="http://www.omg.org/retail/VideoAnalytics/namespace/" MajorVersion="1"
  MinorVersion="0" FixVersion="0">
  <ARTSHeader ActionCode="Read" MessageType="Request">
    <MessageID>12345678</MessageID>
    <DateTime>2006-05-04T18:13:51.0Z</DateTime>
  </ARTSHeader>
  <VideoAnalysis>
    <!-- End Cap is a Zone -->
    <AreaOfInterest TypeCode="EndCap" CompliantFlag="false">
      <ID>100</ID>
      <Camera>
        <!-- Find the time when the end cap went below the threshold -->
        <TimeStamp>
          <BeginTime FindFlag="true" xsi:nil="true"/>
        </TimeStamp>
      </Camera>
      <ObjectOfInterest ThresholdFlag="true">
        <Count Kind="Items" Direction="Down" FindFlag="true">20</Count>
      </ObjectOfInterest>
    </AreaOfInterest>
  </VideoAnalysis>
</VideoAnalyticsMessage>

```

### **14.3.2 ARTS XML Conformance XML Instance Document – End Cap Compliance - Response**

```

<?xml version="1.0" encoding="UTF-8"?>
<VideoAnalyticsMessage xmlns:xsi="http://www.w3.org/2001/XMLSchema-instance"
  xsi:schemaLocation="http://www.omg.org/retail/VideoAnalytics/namespace/
  ../VideoAnalyticsMessageOrientedV1.0.0.xsd"

```

## ARTS XML Video Analytics Technical Specification

```
xmlns="http://www.omg.org/retail/VideoAnalytics/namespace/" MajorVersion="1"
MinorVersion="0" FixVersion="0">
  <ARTSHeader ActionCode="Read" MessageType="Response">
    <MessageID>987654</MessageID>
    <DateTime>2006-05-04T18:15:51.0Z</DateTime>
    <Response ResponseCode="OK">
      <RequestID>12345678</RequestID>
    </Response>
  </ARTSHeader>
  <VideoAnalysis>
    <!-- End Cap is a Zone -->
    <AreaOfInterest TypeCode="EndCap" CompliantFlag="false">
      <ID>100</ID>
      <Camera>
        <!-- The end cap went below the threshold at this time -->
        <TimeStamp>
          <BeginTime>2006-05-04T18:15:51.0Z</BeginTime>
        </TimeStamp>
      </Camera>
      <ObjectOfInterest ThresholdFlag="true">
        <Count Kind="Items" Direction="Down" FindFlag="true">20</Count>
      </ObjectOfInterest>
    </AreaOfInterest>
  </VideoAnalysis>
</VideoAnalyticsMessage>
```

## 15. USE CASE: WAREHOUSE

---

### Brief Description

### 15.1 Scenario: Vehicle at the Loading Dock

#### Brief Description

A small vehicle is parked at the loading dock where only large trucks are supposed to be.

#### Pre-Conditions

#### Post-Conditions

#### Data

Event – Alert when vehicle at the loading doc.

Type Staffing/Security

Date/Time

Area of Interest (loading doc)

Object of Interest (vehicle)

Request – Find when a vehicle was at a loading doc.

Date/Time range

Area of Interest (loading doc)

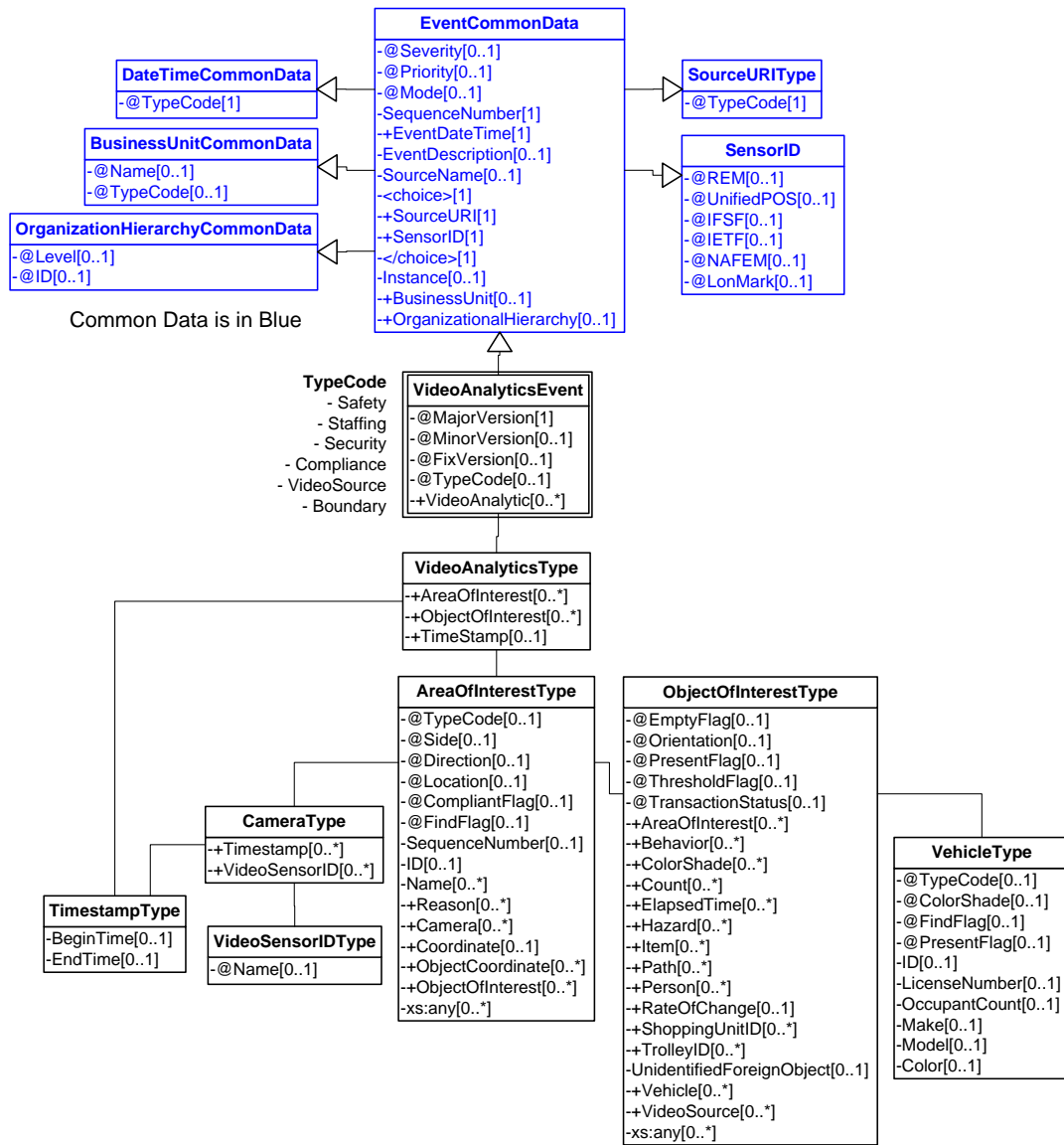
Response

Date/Time

Area of Interest (loading doc)

Object of Interest (vehicle)

**Domain View**



**Figure 58: Vehicle at the Loading Dock Domain View**

**Event**

**15.1.1 ARTS XML Conformance XML Instance Document – Vehicle at the Loading Dock – Event**

```

<?xml version="1.0" encoding="UTF-8"?>
<VideoAnalyticsEvent xmlns:xsi="http://www.w3.org/2001/XMLSchema-instance"
  xsi:schemaLocation="http://www.omg.org/retail/VideoAnalytics/namespace/
  ../VideoAnalyticsEventV1.0.0.xsd"
  xmlns="http://www.omg.org/retail/VideoAnalytics/namespace/" MajorVersion="1"
  MinorVersion="0" FixVersion="0" TypeCode="Security">
  <SequenceNumber>11234</SequenceNumber>
  <EventDateTime>2006-05-04T18:13:51.0Z</EventDateTime>

```

```

<SourceURI>Camera 1</SourceURI>
<VideoAnalytic>
  <AreaOfInterest TypeCode="Zone">
    <!-- the id for the loading dock zone -->
    <ID>123</ID>
    <ObjectOfInterest>
      <Vehicle TypeCode="Truck"/>
    </ObjectOfInterest>
  </AreaOfInterest>
</VideoAnalytic>
</VideoAnalyticsEvent>

```

### 15.1.2 ARTS XML Conformance XML Instance Document – Vehicle at the Loading Dock - Request

```

<?xml version="1.0" encoding="UTF-8"?>
<VideoAnalyticsMessage xmlns:xsi="http://www.w3.org/2001/XMLSchema-instance"
  xsi:schemaLocation="http://www.omg.org/retail/VideoAnalytics/namespace/
  ../VideoAnalyticsMessageOrientedV1.0.0.xsd"
  xmlns="http://www.omg.org/retail/VideoAnalytics/namespace/" MajorVersion="1"
  MinorVersion="0" FixVersion="0">
  <ARTSHeader ActionCode="Read" MessageType="Request">
    <MessageID>12345678</MessageID>
    <DateTime>2006-05-04T18:13:51.0Z</DateTime>
  </ARTSHeader>
  <VideoAnalysis>
    <AreaOfInterest TypeCode="Zone">
      <!-- the id for the loading dock zone -->
      <ID>123</ID>
      <Camera>
        <TimeStamp>
          <BeginTime FindFlag="true">2006-05-04T18:00:00.0Z</BeginTime>
          <EndTime>2006-05-04T18:15:00.0Z</EndTime>
        </TimeStamp>
      </Camera>
      <ObjectOfInterest>
        <Vehicle TypeCode="Truck"/>
      </ObjectOfInterest>
    </AreaOfInterest>
  </VideoAnalysis>
</VideoAnalyticsMessage>

```

### 15.1.2 ARTS XML Conformance XML Instance Document – Vehicle at the Loading Dock - Response

```

<?xml version="1.0" encoding="UTF-8"?>
<VideoAnalyticsMessage xmlns:xsi="http://www.w3.org/2001/XMLSchema-instance"
  xsi:schemaLocation="http://www.omg.org/retail/VideoAnalytics/namespace/
  ../VideoAnalyticsMessageOrientedV1.0.0.xsd"
  xmlns="http://www.omg.org/retail/VideoAnalytics/namespace/" MajorVersion="1"
  MinorVersion="0" FixVersion="0">
  <ARTSHeader ActionCode="Read" MessageType="Response">
    <MessageID>987654</MessageID>
    <DateTime>2006-05-04T18:15:51.0Z</DateTime>
    <Response ResponseCode="OK">
      <RequestID>12345678</RequestID>
    </Response>
  </ARTSHeader>
  <VideoAnalysis>
    <AreaOfInterest TypeCode="Zone">

```



```
<!-- the id for the loading dock zone -->
<ID>123</ID>
<Camera>
  <TimeStamp>
    <BeginTime>2006-05-04T20:00:00.0Z</BeginTime>
  </TimeStamp>
</Camera>
<ObjectOfInterest>
  <Vehicle TypeCode="Truck" />
</ObjectOfInterest>
</AreaOfInterest>
</VideoAnalysis>
</VideoAnalyticsMessage>
```

## 15.2 Scenario: Watching Product Orientation

### **Brief Description**

A box on the conveyor is tilted on its side and about to fall off the belt.

### **Pre-Conditions**

### **Post-Conditions**

### **Data**

Event – Alert when a hazard exists on a conveyor.

Type Security

Date/Time

Area of Interest (conveyor)

Object of Interest (hazard)

Request – Find when hazards occurred on a conveyor.

Date/Time range

Area of Interest (conveyor)

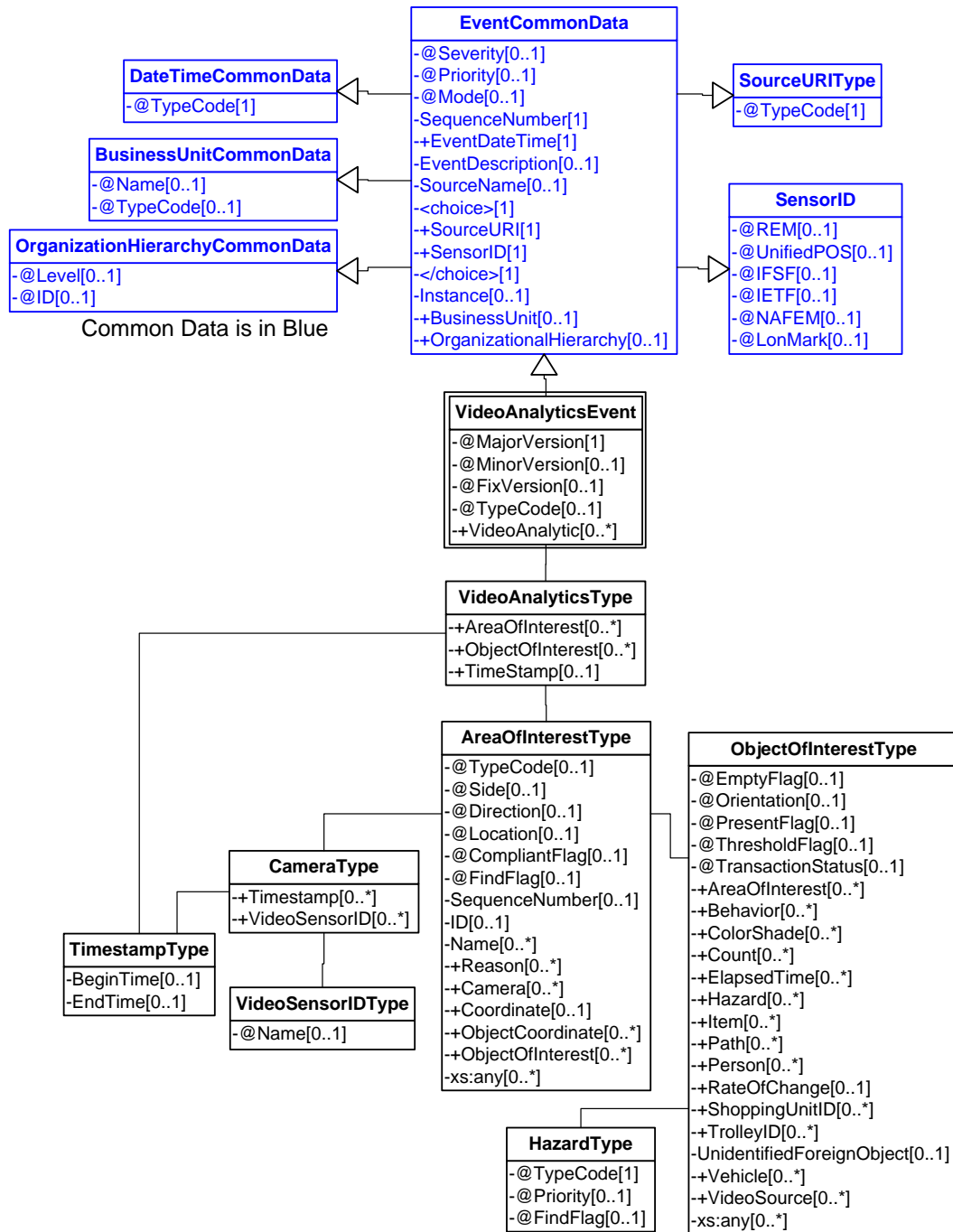
Response

Date/Time

Area of Interest (conveyor)

Object of Interest (hazard)

**Domain View**



**Figure 59: Watching Product Orientation Domain View**

**Event****15.2.1 ARTS XML Conformance XML Instance Document – Watching product orientation on conveyor belt - Event**

```
<?xml version="1.0" encoding="UTF-8"?>
<VideoAnalyticsEvent xmlns:xsi="http://www.w3.org/2001/XMLSchema-instance"
  xsi:schemaLocation="http://www.omg.org/retail/VideoAnalytics/namespace/
  ../VideoAnalyticsEventV1.0.0.xsd"
  xmlns="http://www.omg.org/retail/VideoAnalytics/namespace/" MajorVersion="1"
  MinorVersion="0" FixVersion="0" TypeCode="Security">
  <SequenceNumber>11234</SequenceNumber>
  <EventDateTime>2006-05-04T18:13:51.0Z</EventDateTime>
  <SourceURI>Camera 1</SourceURI>
  <VideoAnalytic>
    <AreaOfInterest TypeCode="Zone">
      <Name>Conveyor</Name>
      <ObjectOfInterest>
        <Hazard TypeCode="FallingObject">Product Orientation</Hazard>
      </ObjectOfInterest>
    </AreaOfInterest>
  </VideoAnalytic>
</VideoAnalyticsEvent>
```

**Request/Response****15.2.2 ARTS XML Conformance XML Instance Document – Watching product orientation – Request**

```
<?xml version="1.0" encoding="UTF-8"?>
<VideoAnalyticsMessage xmlns:xsi="http://www.w3.org/2001/XMLSchema-instance"
  xsi:schemaLocation="http://www.omg.org/retail/VideoAnalytics/namespace/
  ../VideoAnalyticsMessageOrientedV1.0.0.xsd"
  xmlns="http://www.omg.org/retail/VideoAnalytics/namespace/" MajorVersion="1"
  MinorVersion="0" FixVersion="0">
  <ARTSHeader ActionCode="Read" MessageType="Request">
    <MessageID>12345678</MessageID>
    <DateTime>2006-05-04T18:13:51.0Z</DateTime>
  </ARTSHeader>
  <VideoAnalysis>
    <AreaOfInterest TypeCode="Zone">
      <!-- ID for this zone (conveyor) -->
      <ID>101</ID>
      <Camera>
        <TimeStamp>
          <BeginTime>2006-05-04T18:00:00.0Z</BeginTime>
          <EndTime>2006-05-04T18:15:00.0Z</EndTime>
        </TimeStamp>
      </Camera>
      <!-- During this 15 minutes find objects which have the wrong orientation on the
      conveyor -->
      <ObjectOfInterest>
        <Hazard TypeCode="FallingObject" FindFlag="true">Product Orientation</Hazard>
      </ObjectOfInterest>
    </AreaOfInterest>
  </VideoAnalysis>
</VideoAnalyticsMessage>
```

**15.2.2 ARTS XML Conformance XML Instance Document – Watching product orientation - Response**

```

<?xml version="1.0" encoding="UTF-8"?>
<VideoAnalyticsMessage xmlns:xsi="http://www.w3.org/2001/XMLSchema-instance"
  xsi:schemaLocation="http://www.omg.org/retail/VideoAnalytics/namespace/
  ../VideoAnalyticsMessageOrientedV1.0.0.xsd"
  xmlns="http://www.omg.org/retail/VideoAnalytics/namespace/" MajorVersion="1"
  MinorVersion="0" FixVersion="0">
  <ARTSHeader ActionCode="Read" MessageType="Response">
    <MessageID>987654</MessageID>
    <DateTime>2006-05-04T18:15:51.0Z</DateTime>
    <Response ResponseCode="OK">
      <RequestID>12345678</RequestID>
    </Response>
  </ARTSHeader>
  <VideoAnalysis>
    <AreaOfInterest TypeCode="Zone">
      <!-- ID for this zone (conveyor) -->
      <ID>101</ID>
      <Camera>
        <TimeStamp>
          <!-- There was a product orientation problem at this time -->
          <BeginTime>2006-05-04T18:12:12.0Z</BeginTime>
        </TimeStamp>
      </Camera>
      <ObjectOfInterest>
        <Hazard TypeCode="FallingObject" FindFlag="true">Product Orientation</Hazard>
      </ObjectOfInterest>
    </AreaOfInterest>
  </VideoAnalysis>
</VideoAnalyticsMessage>

```

**15.3 Scenario: Build Wall of Products to Hide Activity****Brief Description**

person uses objects (e.g. boxes) to obstruct camera view in order to do something nefarious without being seen.

**Pre-Conditions****Post-Conditions****Data**

Event – Alert when obstruction occurs

Type Security/Compliance

Date/Time

Area of Interest (VideoSensorID)

Object of interest (obstruction)

Request – Find when obstructions occurred

Date/Time range

Area of Interest (VideoSensorID(s))

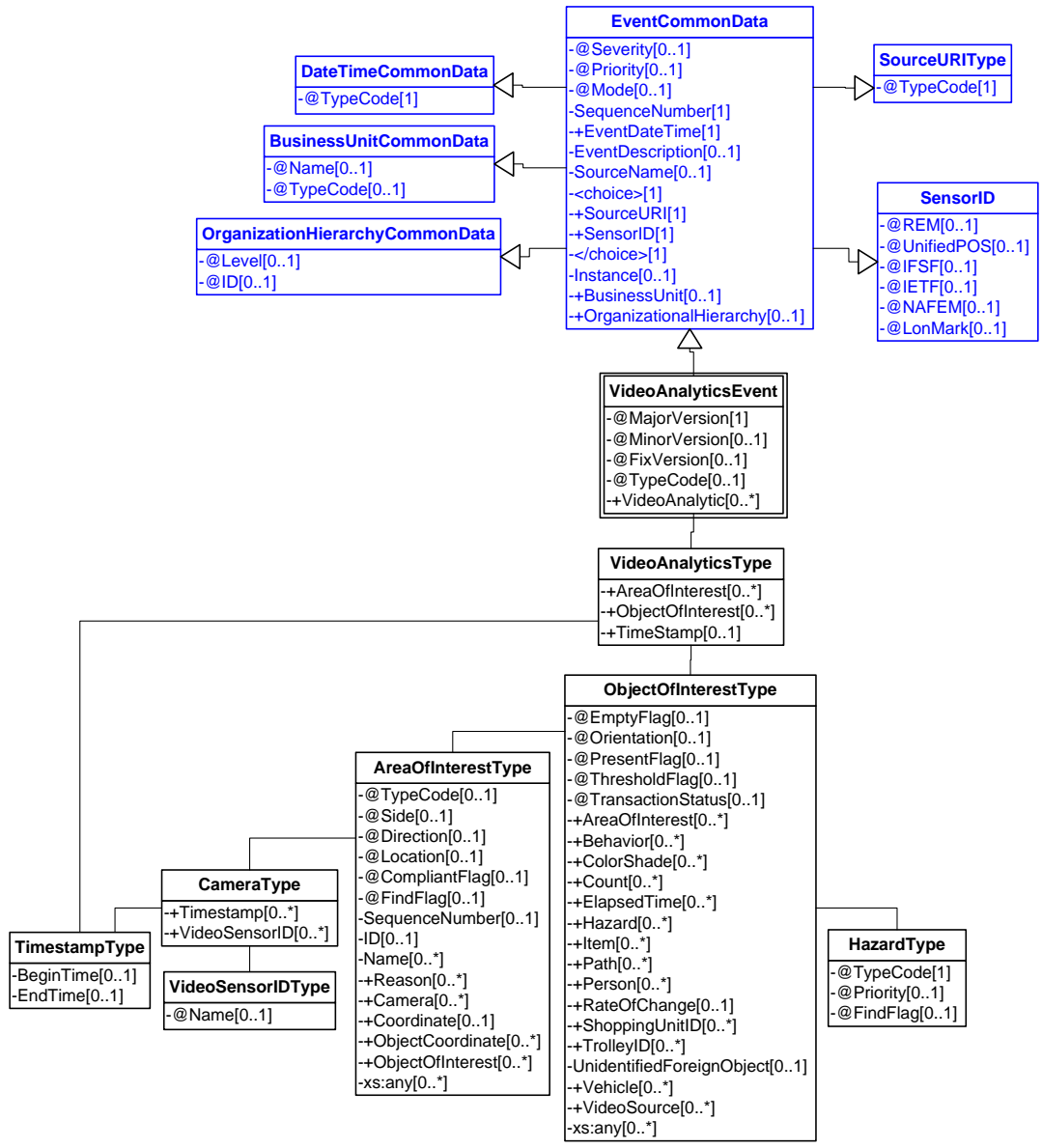
Response

Date/Time

Area of Interest (VideoSensorID)

Object of interest (obstruction)

**Domain View**



**Figure 60: Build Wall of Products to Hide Activity Domain View**

**Event****15.3.1 ARTS XML Conformance XML Instance Document – Build Wall of Products to Hide Activity - Event**

```

<?xml version="1.0" encoding="UTF-8"?>
<VideoAnalyticsEvent xmlns:xsi="http://www.w3.org/2001/XMLSchema-instance"
  xsi:schemaLocation="http://www.omg.org/retail/VideoAnalytics/namespace/
  ../VideoAnalyticsEventV1.0.0.xsd"
  xmlns="http://www.omg.org/retail/VideoAnalytics/namespace/" MajorVersion="1"
  MinorVersion="0" FixVersion="0" TypeCode="Security">
  <SequenceNumber>11234</SequenceNumber>
  <EventDateTime>2006-05-04T18:13:51.0Z</EventDateTime>
  <SourceURI>Camera 1</SourceURI>
  <VideoAnalytic>
    <AreaOfInterest TypeCode="Path">
      <ID>Path ID</ID>
      <Reason>Boxes block view</Reason>
      <ObjectOfInterest>
        <Behavior TypeCode="Concealment"/>
        <Hazard TypeCode="PathObstruction"/>
      </ObjectOfInterest>
    </AreaOfInterest>
  </VideoAnalytic>
</VideoAnalyticsEvent>

```

**Request/Response****15.3.1 ARTS XML Conformance XML Instance Document – Build Wall of Products to Hide Activity - Request**

```

<?xml version="1.0" encoding="UTF-8"?>
<VideoAnalyticsMessage xmlns:xsi="http://www.w3.org/2001/XMLSchema-instance"
  xsi:schemaLocation="http://www.omg.org/retail/VideoAnalytics/namespace/
  ../VideoAnalyticsMessageOrientedV1.0.0.xsd"
  xmlns="http://www.omg.org/retail/VideoAnalytics/namespace/" MajorVersion="1"
  MinorVersion="0" FixVersion="0">
  <ARTSHeader ActionCode="Read" MessageType="Request">
    <MessageID>12345678</MessageID>
    <DateTime>2006-05-04T18:13:51.0Z</DateTime>
  </ARTSHeader>
  <VideoAnalysis>
    <AreaOfInterest TypeCode="Path">
      <ID>Path 4</ID>
      <Camera>
        <TimeStamp>
          <!-- Find the time(s) when a wall of products blocked the path -->
          <BeginTime FindFlag="true">2006-05-04T18:00:00.0Z</BeginTime>
          <EndTime>2006-05-04T18:15:00.0Z</EndTime>
        </TimeStamp>
      </Camera>
      <Reason>Boxes block view</Reason>
      <ObjectOfInterest>
        <Behavior TypeCode="Concealment"/>
        <Hazard TypeCode="PathObstruction"/>
      </ObjectOfInterest>
    </AreaOfInterest>
  </VideoAnalysis>

```

```
</VideoAnalyticsMessage>
```

### 15.3.1 ARTS XML Conformance XML Instance Document – Build Wall of Products to Hide Activity - Response

```
<?xml version="1.0" encoding="UTF-8"?>
<VideoAnalyticsMessage xmlns:xsi="http://www.w3.org/2001/XMLSchema-instance"
  xsi:schemaLocation="http://www.omg.org/retail/VideoAnalytics/namespace/
  ../VideoAnalyticsMessageOrientedV1.0.0.xsd"
  xmlns="http://www.omg.org/retail/VideoAnalytics/namespace/"
  MajorVersion="1"
  MinorVersion="0" FixVersion="0">
  <ARTSHeader ActionCode="Read" MessageType="Response">
    <MessageID>987654</MessageID>
    <DateTime>2006-05-04T18:15:51.0Z</DateTime>
    <Response ResponseCode="OK">
      <RequestID>12345678</RequestID>
    </Response>
  </ARTSHeader>
  <VideoAnalysis>
    <AreaOfInterest TypeCode="Path">
      <ID>Path 4</ID>
      <Camera>
        <TimeStamp>
          <BeginTime>2006-05-04T18:25:00.0Z</BeginTime>
        </TimeStamp>
      </Camera>
      <Reason>Boxes block view</Reason>
      <ObjectOfInterest>
        <Behavior TypeCode="Concealment"/>
        <Hazard TypeCode="PathObstruction"/>
      </ObjectOfInterest>
    </AreaOfInterest>
  </VideoAnalysis>
</VideoAnalyticsMessage>
```

## 16. USE CASE: PARKING SPACE MANAGEMENT

---

### **Brief Description**

### **16.1 Scenario: Parking Time Exceeded.**

#### **Brief Description**

The Video Analysis system generates an event when it determines a car parking at a rent space for more than 24 hours and send alerts to parking manager.

#### **Pre-Conditions**

Event

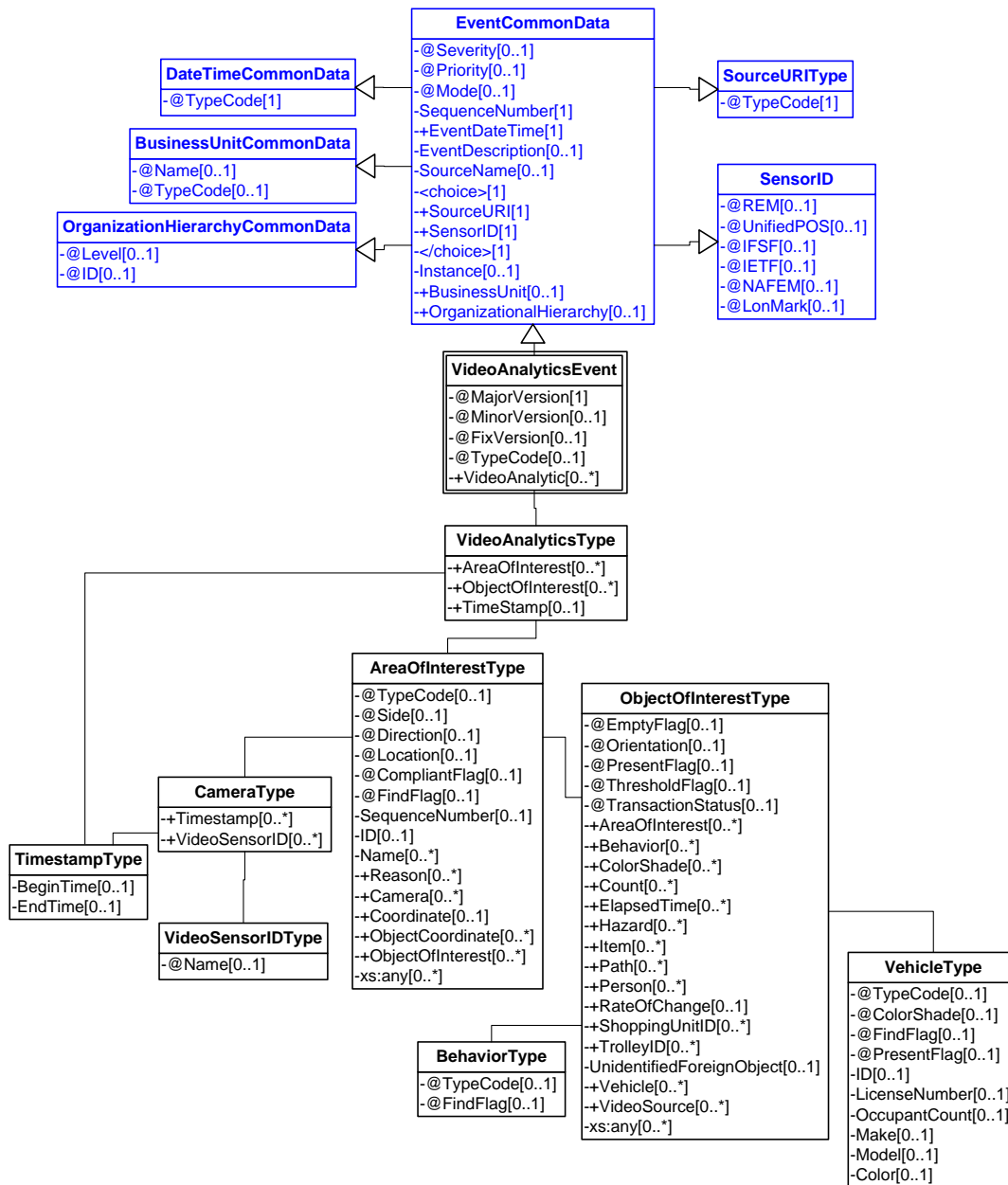
#### **Post-Conditions**

#### **Data**

Event Type: Compliance



**Domain View**



**Figure 61: Parking Time Exceeded Domain View**

**16.1 ARTS XML Conformance XML Instance Document – Parking Time Exceeded - Event**

```

<?xml version="1.0" encoding="UTF-8"?>
<VideoAnalyticsEvent xmlns:xsi="http://www.w3.org/2001/XMLSchema-instance"
  xsi:schemaLocation="http://www.omg.org/retail/VideoAnalytics/namespace/
  ../VideoAnalyticsEventV1.0.0.xsd"
  xmlns="http://www.omg.org/retail/VideoAnalytics/namespace/" MajorVersion="1"
  MinorVersion="0" FixVersion="0" TypeCode="Compliance">
  <SequenceNumber>11234</SequenceNumber>

```

```
<EventDateTime>2006-05-04T18:13:51.0Z</EventDateTime>
<SourceURI>Camera 1</SourceURI>
<VideoAnalytic>
  <AreaOfInterest TypeCode="CameraView">
    <Name>Parking Stall 1</Name>
    <ObjectOfInterest>
      <Behavior TypeCode="Lingering"/>
      <Vehicle TypeCode="Car">
        <LicenseNumber>555</LicenseNumber>
      </Vehicle>
    </ObjectOfInterest>
  </AreaOfInterest>
</VideoAnalytic>
</VideoAnalyticsEvent>
```

## 16.2 Scenario: Directing Customers to Empty Parking Spaces

### **Brief Description**

The VA system detects an empty parking space on aisle 3 and directs the customer to the empty spot.

### **Pre-Conditions**

### **Post-Conditions**

### **Data**

**Query** – At a point time the VA system is queried to determine the empty spot.

Request

DateTime

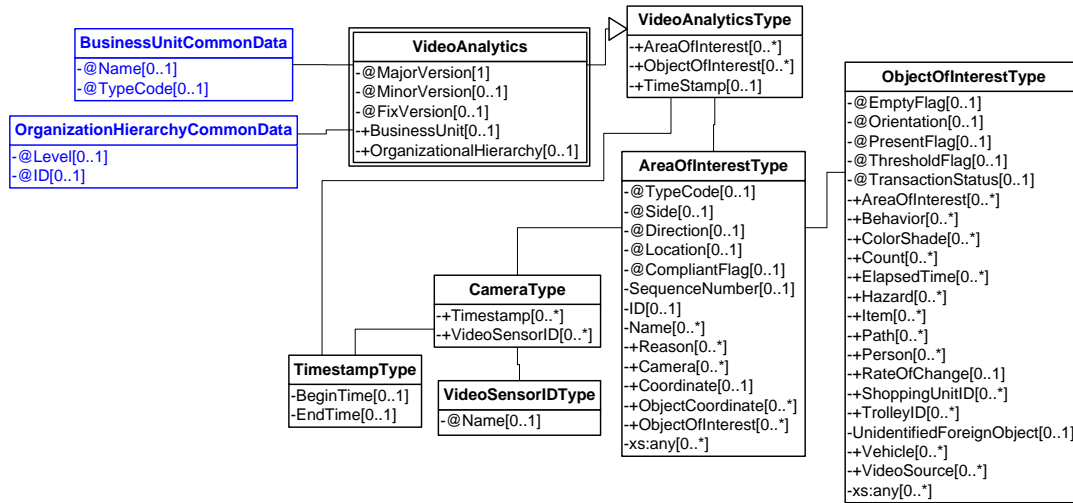
Area of Interest

Response

VideoSensorID

Area of Interest

**Domain View**



**Figure 62: Directing Customers to Empty Parking Spaces Domain View**

**Request/Response**

**16.2 ARTS XML Conformance XML Instance Document – Directing Customers to Empty Parking Spaces - Request**

```

<?xml version="1.0" encoding="UTF-8"?>
<VideoAnalyticsMessage xmlns:xsi="http://www.w3.org/2001/XMLSchema-instance"
  xsi:schemaLocation="http://www.omg.org/retail/VideoAnalytics/namespace/
  ../VideoAnalyticsMessageOrientedV1.0.0.xsd"
  xmlns="http://www.omg.org/retail/VideoAnalytics/namespace/" MajorVersion="1"
  MinorVersion="0" FixVersion="0">
  <ARTSHeader ActionCode="Read" MessageType="Request">
    <MessageID>12345678</MessageID>
    <DateTime>2006-05-04T18:13:51.0Z</DateTime>
  </ARTSHeader>
  <VideoAnalysis>
    <!-- Find an empty parking spot at 10am? -->
    <AreaOfInterest TypeCode="Zone" FindFlag="true">
      <Camera>
        <TimeStamp>
          <BeginTime>2006-05-04T10:00:00.0Z</BeginTime>
        </TimeStamp>
      </Camera>
      <ObjectOfInterest EmptyFlag="false"/>
    </AreaOfInterest>
  </VideoAnalysis>
</VideoAnalyticsMessage>

```

**16.2 ARTS XML Conformance XML Instance Document – Directing Customers to Empty Parking Spaces - Response**

```

<?xml version="1.0" encoding="UTF-8"?>
<VideoAnalyticsMessage xmlns:xsi="http://www.w3.org/2001/XMLSchema-instance"
  xsi:schemaLocation="http://www.omg.org/retail/VideoAnalytics/namespace/
  ../VideoAnalyticsMessageOrientedV1.0.0.xsd"

```

## ARTS XML Video Analytics Technical Specification

```
xmlns="http://www.omg.org/retail/VideoAnalytics/namespace/" MajorVersion="1"
MinorVersion="0" FixVersion="0">
  <ARTSHeader ActionCode="Read" MessageType="Response">
    <MessageID>987654</MessageID>
    <DateTime>2006-05-04T18:15:51.0Z</DateTime>
    <Response ResponseCode="OK">
      <RequestID>12345678</RequestID>
    </Response>
  </ARTSHeader>
  <VideoAnalysis>
    <!-- this parking spot empty at 10am -->
    <AreaOfInterest TypeCode="Zone">
      <!-- the id for the parking spot in question -->
      <ID>ID0</ID>
      <Camera>
        <TimeStamp>
          <BeginTime>2006-05-04T10:00:00.0Z</BeginTime>
        </TimeStamp>
      </Camera>
      <ObjectOfInterest EmptyFlag="true"/>
    </AreaOfInterest>
  </VideoAnalysis>
</VideoAnalyticsMessage>
```

## 17. USE CASE: VENDOR

---

### Brief Description

### 17.1 Scenario: Feedback Customer Dwell Time.

#### Brief Description

Feedback to aid targeting customer with Video Content based upon customer dwell time.

#### Pre-Conditions

#### Post-Conditions

#### Data

Request

Date Range

Area of Interest

Object of Interest ( Person – Customer with dwell time )

Response

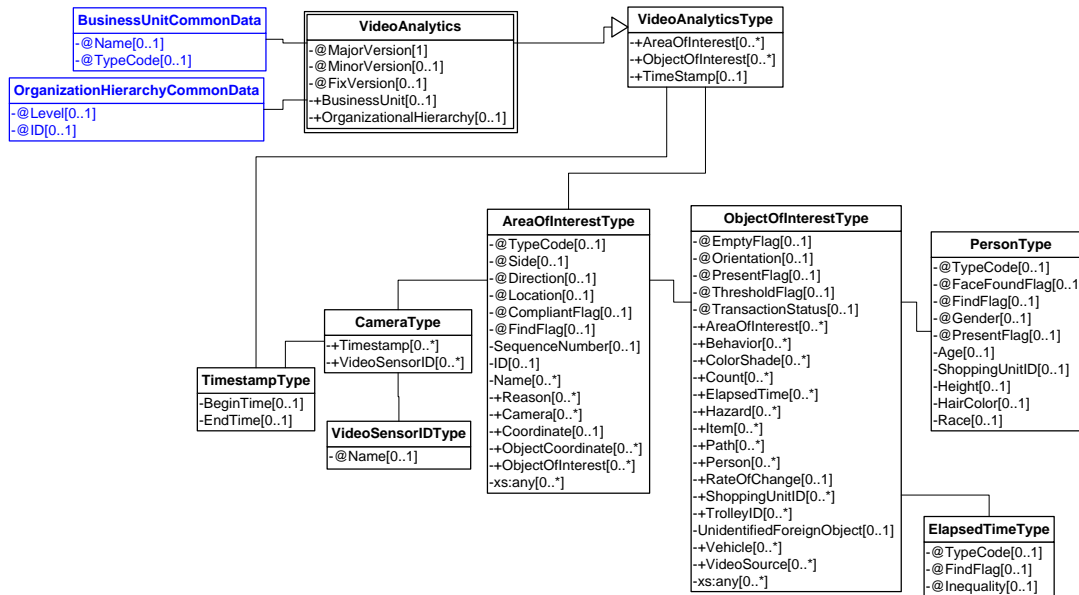
Date/Time Range

VideoSensorID

Area of Interest

Object of Interest ( Person – Customer with dwell time which meet threshold )

**Domain View**



**Figure 63: Feedback Customer Dwell Time Domain View**

**Request/Response**

**17.1 ARTS XML Conformance XML Instance Document – Feedback Customer Dwell Time - Request**

```

<?xml version="1.0" encoding="UTF-8"?>
<VideoAnalyticsMessage xmlns:xsi="http://www.w3.org/2001/XMLSchema-instance"
  xsi:schemaLocation="http://www.omg.org/retail/VideoAnalytics/namespace/
  ../VideoAnalyticsMessageOrientedV1.0.0.xsd"
  xmlns="http://www.omg.org/retail/VideoAnalytics/namespace/" MajorVersion="1"
  MinorVersion="0" FixVersion="0">
  <ARTSHeader ActionCode="Read" MessageType="Request">
    <MessageID>12345678</MessageID>
    <DateTime>2006-05-04T18:13:51.0Z</DateTime>
  </ARTSHeader>
  <VideoAnalysis>
    <AreaOfInterest TypeCode="Zone">
      <!-- Find the actual dwell time people spend in front of our ads between 10 and
      12 am -->
      <ObjectOfInterest>
        <ElapsedTime TypeCode="Actual" FindFlag="true" xsi:nil="true"/>
        <Person/>
      </ObjectOfInterest>
    </AreaOfInterest>
    <TimeStamp>
      <BeginTime>2006-05-04T10:00:00.0Z</BeginTime>
      <EndTime>2006-05-04T12:00:00.0Z</EndTime>
    </TimeStamp>
  </VideoAnalysis>
</VideoAnalyticsMessage>

```

**17.1 ARTS XML Conformance XML Instance Document – Feedback Customer Dwell Time - Response**

```

<?xml version="1.0" encoding="UTF-8"?>
<VideoAnalyticsMessage xmlns:xsi="http://www.w3.org/2001/XMLSchema-instance"
  xsi:schemaLocation="http://www.omg.org/retail/VideoAnalytics/namespace/
  ../VideoAnalyticsMessageOrientedV1.0.0.xsd"
  xmlns="http://www.omg.org/retail/VideoAnalytics/namespace/" MajorVersion="1"
  MinorVersion="0" FixVersion="0">
  <ARTSHeader ActionCode="Read" MessageType="Response">
    <MessageID>987654</MessageID>
    <DateTime>2006-05-04T18:15:51.0Z</DateTime>
    <Response ResponseCode="OK">
      <RequestID>12345678</RequestID>
    </Response>
  </ARTSHeader>
  <VideoAnalysis>
    <AreaOfInterest TypeCode="Zone">
      <ID>1</ID>
      <Camera>
        <TimeStamp>
          <BeginTime>2006-05-04T10:00:00.0Z</BeginTime>
          <EndTime>2006-05-04T10:15:00.0Z</EndTime>
        </TimeStamp>
        <VideoSensorID>Camera1</VideoSensorID>
      </Camera>
      <ObjectOfInterest>
        <ElapsedTime TypeCode="Actual">00:05:00.001</ElapsedTime>
        <Person/>
      </ObjectOfInterest>
    </AreaOfInterest>
    <AreaOfInterest TypeCode="Zone">
      <ID>2</ID>
      <Camera>
        <TimeStamp>
          <BeginTime>2006-05-04T11:20:00.0Z</BeginTime>
          <EndTime>2006-05-04T11:35:00.0Z</EndTime>
        </TimeStamp>
        <VideoSensorID>Camera2</VideoSensorID>
      </Camera>
      <ObjectOfInterest>
        <ElapsedTime TypeCode="Actual">00:02:00.001</ElapsedTime>
        <Person/>
      </ObjectOfInterest>
    </AreaOfInterest>
    <TimeStamp>
      <BeginTime>2006-05-04T10:00:00.0Z</BeginTime>
      <EndTime>2006-05-04T12:00:00.0Z</EndTime>
    </TimeStamp>
  </VideoAnalysis>
</VideoAnalyticsMessage>

```

## 18. USE CASE: POS

---

### **Brief Description**

Detect whether merchandise is present, customer present, or cashier present at any specific period of time or any combination of the above three in a query. Corresponding events are related to the 'arrival' or 'departure' of the customer or cashier.

### 18.1 Scenario: Verify Staff member present at register

#### **Brief Description**

A vendor may want to validate the presence of a staff member at a POS. The video analytics system generates an alert if a staff member is not present to the store manager.

#### **Scenario Description**

Is an associate behind register 101 between 10:00 and 10:15 am

#### **Pre-Conditions**

Analytics should assume detecting human presence only in a designated area; possibly requires external integration with RFID or some other sensor to confirm staff member

#### **Post-Conditions**

none

#### **Data**

Event – Validate human presence

Type Staffing/Security

Date/Time

Area of Interest (behind the register)

Request – Find if a person is behind a register

Date/Time range

Area of Interest (behind the register)

Object of Interest (person)

Response

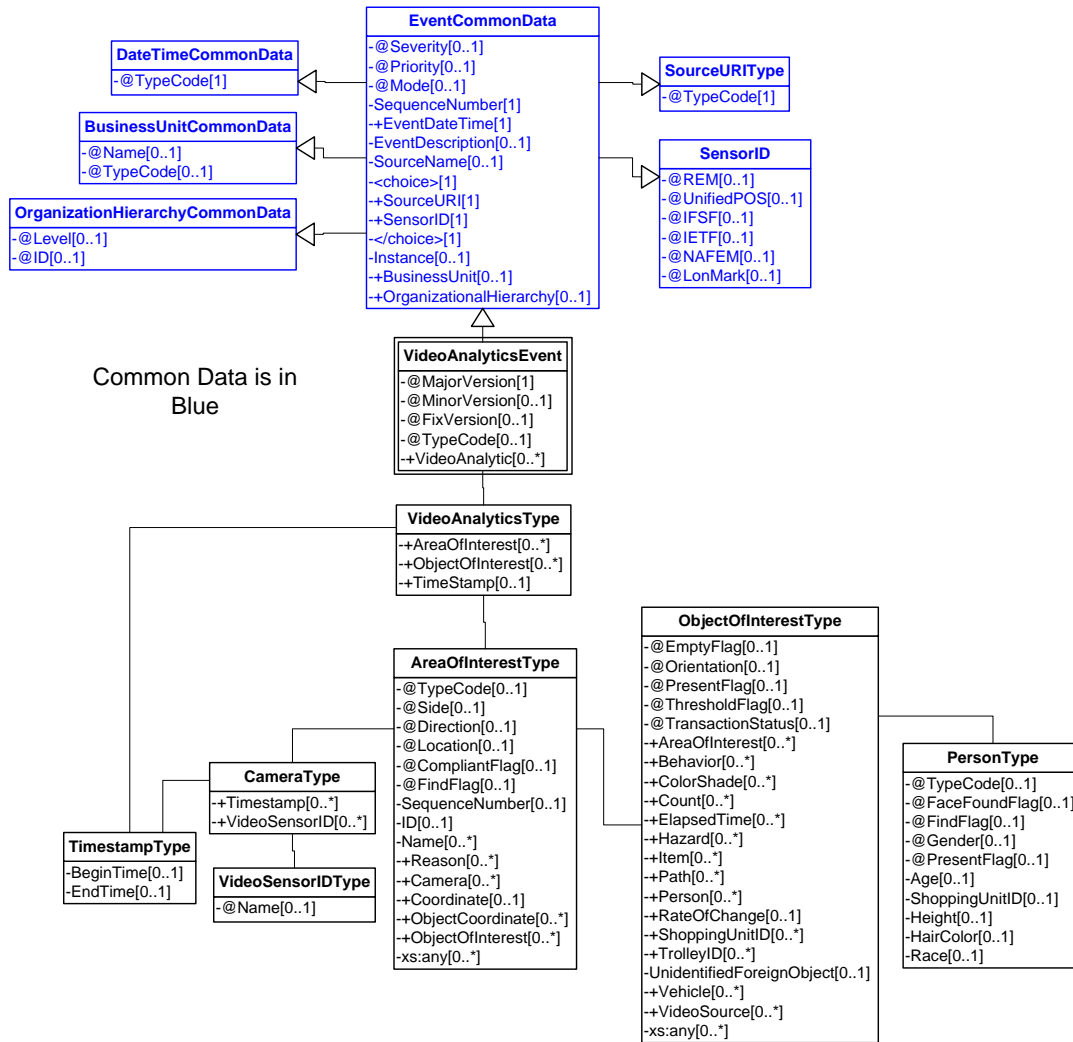
Boolean (success/failure of a person present)

Date/Time

VideoSensorID(s)



**Domain View**



**Figure 64: Verify Staff Member Present at Register Domain View**

**Event**

**18.1.1 ARTS XML Conformance XML Instance Document – Verify Staff Member Present at Register - Event**

```

<?xml version="1.0" encoding="UTF-8"?>
<VideoAnalyticsEvent xmlns:xsi="http://www.w3.org/2001/XMLSchema-instance"
  xsi:schemaLocation="http://www.omg.org/retail/VideoAnalytics/namespace/
  ../VideoAnalyticsEventV1.0.0.xsd"
  xmlns="http://www.omg.org/retail/VideoAnalytics/namespace/" MajorVersion="1"
  MinorVersion="0" FixVersion="0" TypeCode="Staffing">
  <SequenceNumber>11234</SequenceNumber>
  <EventDateTime>2006-05-04T18:13:51.0Z</EventDateTime>
  <SourceURI>Camera 1</SourceURI>
  <VideoAnalytic>
    <AreaOfInterest TypeCode="Workstation" Direction="Behind">
      <ID>100</ID>
    </AreaOfInterest>
  </VideoAnalytic>
</VideoAnalyticsEvent>
  
```

```

        <ObjectOfInterest>
            <Person TypeCode="Associate" PresentFlag="true"/>
        </ObjectOfInterest>
    </AreaOfInterest>
</VideoAnalytic>
</VideoAnalyticsEvent>

```

## **Request/Response**

### **18.1.2 ARTS XML Conformance XML Instance Document – Verify Staff Member Present at Register - Request**

```

<?xml version="1.0" encoding="UTF-8"?>
<VideoAnalyticsMessage xmlns:xsi="http://www.w3.org/2001/XMLSchema-instance"
    xsi:schemaLocation="http://www.omg.org/retail/VideoAnalytics/namespace/
    ../VideoAnalyticsMessageOrientedV1.0.0.xsd"
    xmlns="http://www.omg.org/retail/VideoAnalytics/namespace/" MajorVersion="1"
    MinorVersion="0" FixVersion="0">
    <ARTSHeader ActionCode="Read" MessageType="Request">
        <MessageID>12345678</MessageID>
        <DateTime>2006-05-04T18:13:51.0Z</DateTime>
    </ARTSHeader>
    <VideoAnalysis>
        <!-- Is an associate behind register 101 between 10:00 and 10:15 am -->
        <AreaOfInterest TypeCode="Workstation" Direction="Behind">
            <ID>100</ID>
            <ObjectOfInterest>
                <Person TypeCode="Associate" PresentFlag="true" FindFlag="true"/>
            </ObjectOfInterest>
        </AreaOfInterest>
        <TimeStamp>
            <BeginTime>2006-05-04T10:00:00.0Z</BeginTime>
            <EndTime>2006-05-04T10:15:00.0Z</EndTime>
        </TimeStamp>
    </VideoAnalysis>
</VideoAnalyticsMessage>

```

### **18.1.2 ARTS XML Conformance XML Instance Document – Verify Staff Member Present at Register - Response**

```

<?xml version="1.0" encoding="UTF-8"?>
<VideoAnalyticsMessage xmlns:xsi="http://www.w3.org/2001/XMLSchema-instance"
    xsi:schemaLocation="http://www.omg.org/retail/VideoAnalytics/namespace/
    ../VideoAnalyticsMessageOrientedV1.0.0.xsd"
    xmlns="http://www.omg.org/retail/VideoAnalytics/namespace/" MajorVersion="1"
    MinorVersion="0" FixVersion="0">
    <ARTSHeader ActionCode="Read" MessageType="Response">
        <MessageID>987654</MessageID>
        <DateTime>2006-05-04T18:15:51.0Z</DateTime>
        <Response ResponseCode="OK">
            <RequestID>12345678</RequestID>
        </Response>
    </ARTSHeader>
    <VideoAnalysis>
        <AreaOfInterest TypeCode="Workstation" Direction="Behind">
            <ID>100</ID>
            <ObjectOfInterest>
                <Person TypeCode="Associate" PresentFlag="true"/>
            </ObjectOfInterest>
        </AreaOfInterest>
    </VideoAnalysis>
</VideoAnalyticsMessage>

```

```
</ObjectOfInterest>
</AreaOfInterest>
<TimeStamp>
  <BeginTime>2006-05-04T10:00:00.0Z</BeginTime>
  <EndTime>2006-05-04T10:15:00.0Z</EndTime>
</TimeStamp>
</VideoAnalysis>
</VideoAnalyticsMessage>
```

## 18.2 Scenario: Customer present or arriving at the register but no cashier present.

### **Brief Description**

A vendor may want to check if a customer is present at a register that is not manned by a cashier. The video analytics system generates an alert to the store manager if a customer arrives can also respond to a query with a specific timestamp.

Customer service opportunity

### **Scenario Description**

Look in front of a register to see if a customer is present and no associate is present between 10 and 10:15am

### **Pre-Conditions**

None

### **Post-Conditions**

None

### **Data**

Event – Detect customer arriving at front of the register with no cashier.

(Data element needs to added)

Type Staffing/Security

Date/Time

Area of Interest (customer side of register)

Area of Interest (cashier side of register)

Request – Find if a person is in front of the register but no one is behind it at a specific time range

Date/Time range

Area of Interest (customer side of register)

Area of Interest (cashier side of register)

Object of Interest (person)

Response

Boolean (success if a person is present in front of the register while no one is behind it. Failure otherwise)

Date/Time

VideoSensorID(s)

**Domain View**

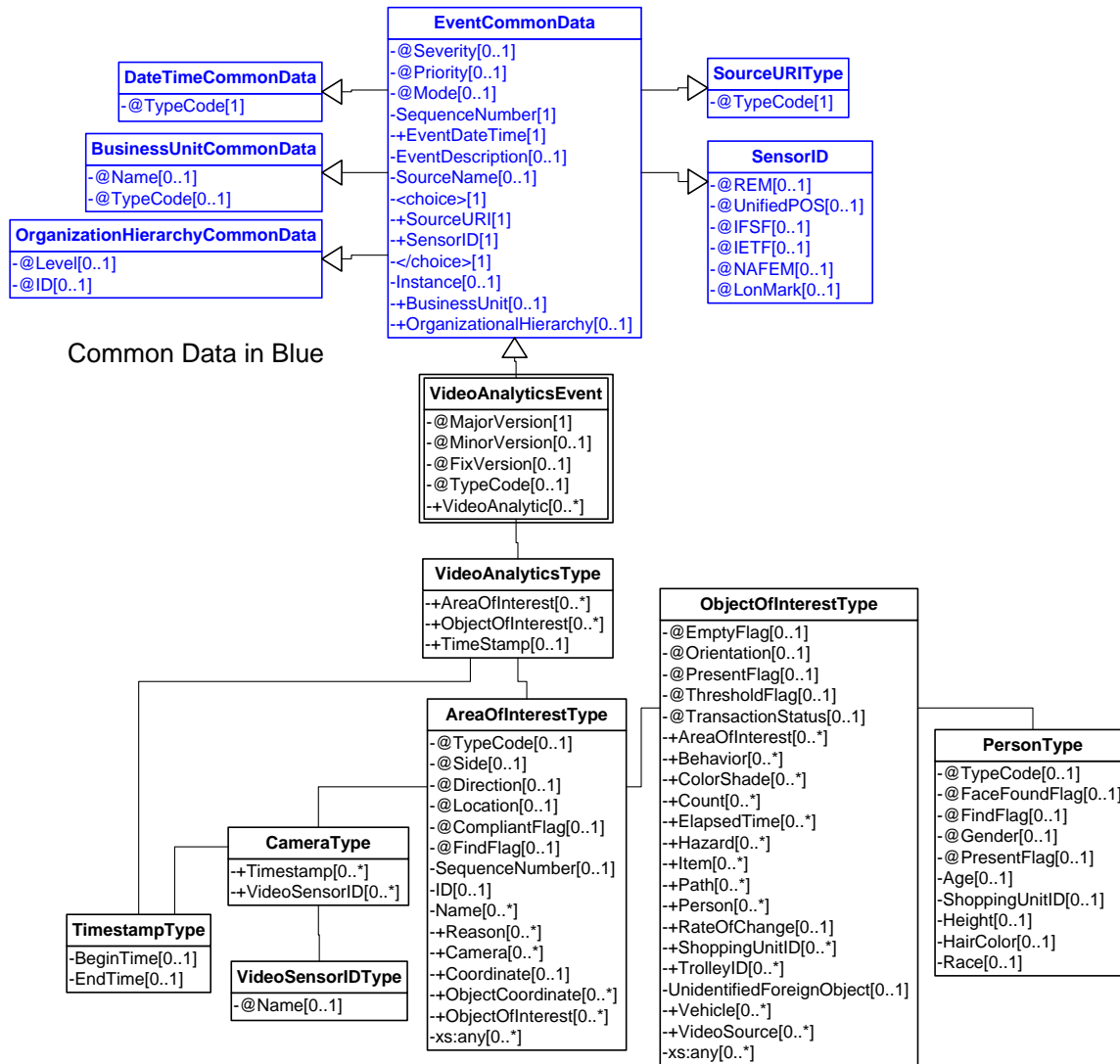


Figure 65: Customer present at the register but no cashier present Domain View

**Event**

**18.2.1 ARTS XML Conformance XML Instance Document – Customer present at the register but no cashier present - Event**

```

<?xml version="1.0" encoding="UTF-8"?>
<VideoAnalyticsEvent xmlns:xsi="http://www.w3.org/2001/XMLSchema-instance"
  xsi:schemaLocation="http://www.omg.org/retail/VideoAnalytics/namespace/
  ../VideoAnalyticsEventV1.0.0.xsd"
  xmlns="http://www.omg.org/retail/VideoAnalytics/namespace/" MajorVersion="1"
  MinorVersion="0" FixVersion="0" TypeCode="Staffing">
  <SequenceNumber>11234</SequenceNumber>

```

```

<EventDateTime>2006-05-04T18:13:51.0Z</EventDateTime>
<SourceURI>Camera 1</SourceURI>
<VideoAnalytic>
  <!-- Person is in the zone 100 (in front of the register) -->
  <AreaOfInterest TypeCode="Workstation">
    <ID>100</ID>
    <ObjectOfInterest>
      <Person PresentFlag="true"/>
    </ObjectOfInterest>
  </AreaOfInterest>
  <!-- Person is not in zone 101(behind the register) -->
  <AreaOfInterest TypeCode="Workstation">
    <ID>101</ID>
    <ObjectOfInterest>
      <Person PresentFlag="false"/>
    </ObjectOfInterest>
  </AreaOfInterest>
</VideoAnalytic>
</VideoAnalyticsEvent>

```

## Request/Response

### 18.2.2 ARTS XML Conformance XML Instance Document – Customer present at the register but no cashier present - Request

```

<?xml version="1.0" encoding="UTF-8"?>
<VideoAnalyticsMessage xmlns:xsi="http://www.w3.org/2001/XMLSchema-instance"
  xsi:schemaLocation="http://www.omg.org/retail/VideoAnalytics/namespace/
  ../VideoAnalyticsMessageOrientedV1.0.0.xsd"
  xmlns="http://www.omg.org/retail/VideoAnalytics/namespace/" MajorVersion="1"
  MinorVersion="0" FixVersion="0">
  <ARTSHeader ActionCode="Read" MessageType="Request">
    <MessageID>12345678</MessageID>
    <DateTime>2006-05-04T18:13:51.0Z</DateTime>
  </ARTSHeader>
  <VideoAnalysis>
    <!-- Look in front of a register (AOI 100) to see if a customer is present and no
    associate is present (AOI 101) between 10 and 10:15am -->
    <AreaOfInterest TypeCode="Workstation">
      <ID>100</ID>
      <ObjectOfInterest>
        <Person PresentFlag="true" FindFlag="true"/>
      </ObjectOfInterest>
    </AreaOfInterest>
    <AreaOfInterest TypeCode="Workstation">
      <ID>101</ID>
      <ObjectOfInterest>
        <Person PresentFlag="false" FindFlag="true"/>
      </ObjectOfInterest>
    </AreaOfInterest>
    <TimeStamp>
      <BeginTime>2006-05-04T10:00:00.0Z</BeginTime>
      <EndTime>2006-05-04T10:15:00.0Z</EndTime>
    </TimeStamp>
  </VideoAnalysis>
</VideoAnalyticsMessage>

```

### 18.2.2 ARTS XML Conformance XML Instance Document – Customer present at the register but no cashier present - Response

```
<?xml version="1.0" encoding="UTF-8"?>
<VideoAnalyticsMessage xmlns:xsi="http://www.w3.org/2001/XMLSchema-instance"
  xsi:schemaLocation="http://www.omg.org/retail/VideoAnalytics/namespace/
  ../VideoAnalyticsMessageOrientedV1.0.0.xsd"
  xmlns="http://www.omg.org/retail/VideoAnalytics/namespace/" MajorVersion="1"
  MinorVersion="0" FixVersion="0">
  <ARTSHeader ActionCode="Read" MessageType="Response">
    <MessageID>987654</MessageID>
    <DateTime>2006-05-04T18:15:51.0Z</DateTime>
    <Response ResponseCode="OK">
      <RequestID>12345678</RequestID>
    </Response>
  </ARTSHeader>
  <VideoAnalysis>
    <!-- A person is in front of the register -->
    <AreaOfInterest TypeCode="Workstation">
      <ID>100</ID>
      <ObjectOfInterest>
        <Person PresentFlag="true"/>
      </ObjectOfInterest>
    </AreaOfInterest>
    <!-- A person is not behind the register -->
    <AreaOfInterest TypeCode="Workstation">
      <ID>101</ID>
      <ObjectOfInterest>
        <Person PresentFlag="false"/>
      </ObjectOfInterest>
    </AreaOfInterest>
    <TimeStamp>
      <BeginTime>2006-05-04T10:00:00.0Z</BeginTime>
      <EndTime>2006-05-04T10:15:00.0Z</EndTime>
    </TimeStamp>
  </VideoAnalysis>
</VideoAnalyticsMessage>
```

### 18.3 Scenario: Determine if a customer present at a register at specific time (Request Response – no Event)

#### **Brief Description**

Determine if a customer present at a register at specific time

#### **Scenario Description**

#### **Pre-Conditions**

None

#### **Post-Conditions**

None

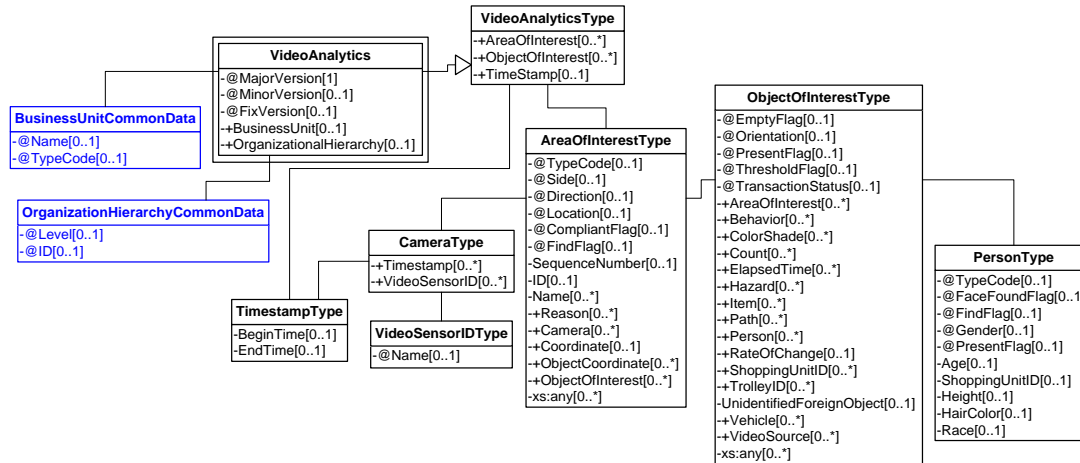
**Data****Domain View**

Figure 66: Determine If a Customer Present at a Register at Specific Time Domain View

**Request/Response****18.3 ARTS XML Conformance XML Instance Document – Determine If a Customer Present at a Register at Specific Time – Request**

```

<?xml version="1.0" encoding="UTF-8"?>
<VideoAnalyticsMessage xmlns:xsi="http://www.w3.org/2001/XMLSchema-instance"
  xsi:schemaLocation="http://www.omg.org/retail/VideoAnalytics/namespace/
  ../VideoAnalyticsMessageOrientedV1.0.0.xsd"
  xmlns="http://www.omg.org/retail/VideoAnalytics/namespace/" MajorVersion="1"
  MinorVersion="0" FixVersion="0">
  <ARTSHeader ActionCode="Read" MessageType="Request">
    <MessageID>12345678</MessageID>
    <DateTime>2006-05-04T18:13:51.0Z</DateTime>
  </ARTSHeader>
  <VideoAnalysis>
    <!-- Determine if a customer is present at register 1000 at 10:am -->
    <AreaOfInterest TypeCode="Workstation">
      <!-- Register id -->
      <ID>1000</ID>
      <Camera>
        <TimeStamp>
          <BeginTime>2006-05-04T10:00:00.0Z</BeginTime>
        </TimeStamp>
        <VideoSensorID>Camera1</VideoSensorID>
      </Camera>
      <ObjectOfInterest>
        <Person TypeCode="Customer" FindFlag="true" PresentFlag="true"/>
      </ObjectOfInterest>
    </AreaOfInterest>
  </VideoAnalysis>
</VideoAnalyticsMessage>
  
```

### 18.3 ARTS XML Conformance XML Instance Document – Determine If a Customer Present at a Register at Specific Time - Response

```
<?xml version="1.0" encoding="UTF-8"?>
<VideoAnalyticsMessage xmlns:xsi="http://www.w3.org/2001/XMLSchema-instance"
  xsi:schemaLocation="http://www.omg.org/retail/VideoAnalytics/namespace/
  ../VideoAnalyticsMessageOrientedV1.0.0.xsd"
  xmlns="http://www.omg.org/retail/VideoAnalytics/namespace/" MajorVersion="1"
  MinorVersion="0" FixVersion="0">
  <ARTSHeader ActionCode="Read" MessageType="Response">
    <MessageID>987654</MessageID>
    <DateTime>2006-05-04T18:15:51.0Z</DateTime>
    <Response ResponseCode="OK">
      <RequestID>12345678</RequestID>
    </Response>
  </ARTSHeader>
  <VideoAnalysis>
    <!-- a customer is present at register 1000 at 10:am -->
    <AreaOfInterest TypeCode="Workstation">
      <!-- Register id -->
      <ID>1000</ID>
      <Camera>
        <TimeStamp>
          <BeginTime>2006-05-04T10:00:00.0Z</BeginTime>
        </TimeStamp>
        <VideoSensorID>Camera1</VideoSensorID>
      </Camera>
      <ObjectOfInterest>
        <Person TypeCode="Customer" PresentFlag="true"/>
      </ObjectOfInterest>
    </AreaOfInterest>
  </VideoAnalysis>
</VideoAnalyticsMessage>
```

### 18.4 Scenario: Determine if merchandise present at specific register at specific point time (Request, Response – no Event)

#### Brief Description

Determine if a particular type of merchandise or any merchandise is present at a specific register at a specific time

#### Scenario Description

#### Pre-Conditions

None

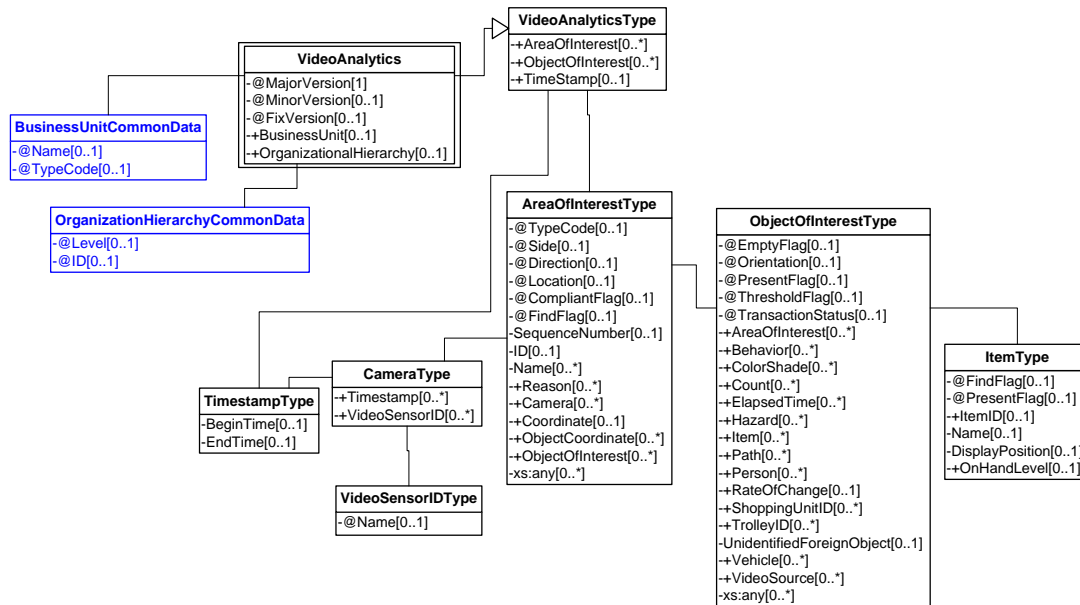
#### Post-Conditions

None

#### Data



**Domain View**



**Figure 67: Determine if merchandise present at specific register at specific point time Domain View**

**Request/Response**

**18.4 ARTS XML Conformance XML Instance Document – Determine if merchandise present at specific register at specific point time - Request**

```

<?xml version="1.0" encoding="UTF-8"?>
<VideoAnalyticsMessage xmlns:xsi="http://www.w3.org/2001/XMLSchema-instance"
  xsi:schemaLocation="http://www.omg.org/retail/VideoAnalytics/namespace/
  ../VideoAnalyticsMessageOrientedV1.0.0.xsd"
  xmlns="http://www.omg.org/retail/VideoAnalytics/namespace/" MajorVersion="1"
  MinorVersion="0" FixVersion="0">
  <ARTSHeader ActionCode="Read" MessageType="Request">
    <MessageID>12345678</MessageID>
    <DateTime>2006-05-04T18:13:51.0Z</DateTime>
  </ARTSHeader>
  <VideoAnalysis>
    <!-- Determine if items are present at a specific register at a point in time -->
    <AreaOfInterest TypeCode="Workstation">
      <ID>ID0</ID>
      <Camera>
        <TimeStamp>
          <BeginTime>2006-05-04T10:00:00.0Z</BeginTime>
          <EndTime>2006-05-04T10:15:00.0Z</EndTime>
        </TimeStamp>
        <VideoSensorID>Camera1</VideoSensorID>
      </Camera>
      <ObjectOfInterest>
        <Item PresentFlag="true" FindFlag="true"/>
      </ObjectOfInterest>
    </AreaOfInterest>
  </VideoAnalysis>

```

```
</VideoAnalyticsMessage>
```

#### 18.4 ARTS XML Conformance XML Instance Document – Determine if merchandise present at specific register at specific point time - Request

```
<?xml version="1.0" encoding="UTF-8"?>
<VideoAnalyticsMessage xmlns:xsi="http://www.w3.org/2001/XMLSchema-instance"
  xsi:schemaLocation="http://www.omg.org/retail/VideoAnalytics/namespace/
  ../VideoAnalyticsMessageOrientedV1.0.0.xsd"
  xmlns="http://www.omg.org/retail/VideoAnalytics/namespace/" MajorVersion="1"
  MinorVersion="0" FixVersion="0">
  <ARTSHeader ActionCode="Read" MessageType="Response">
    <MessageID>987654</MessageID>
    <DateTime>2006-05-04T18:15:51.0Z</DateTime>
    <Response ResponseCode="OK">
      <RequestID>12345678</RequestID>
    </Response>
  </ARTSHeader>
  <VideoAnalysis>
    <!-- items are present at a specific register at a point in time -->
    <AreaOfInterest TypeCode="Workstation">
      <ID>ID0</ID>
      <Camera>
        <TimeStamp>
          <BeginTime>2006-05-04T10:00:00.0Z</BeginTime>
          <EndTime>2006-05-04T10:15:00.0Z</EndTime>
        </TimeStamp>
        <VideoSensorID>Camera1</VideoSensorID>
      </Camera>
      <ObjectOfInterest>
        <Item PresentFlag="true"/>
      </ObjectOfInterest>
    </AreaOfInterest>
  </VideoAnalysis>
</VideoAnalyticsMessage>
```

### 18.5 Scenario: Top of Trolley is Not Empty

#### **Brief Description**

When checking out the customer is requested to place all items on the belt. When the cart passes the POS, it is audited if it is really empty. If the cart is not empty, a message is sent to the POS system.

#### **Pre-Conditions**

An empty cart must be trained by the VA system.

An image had to be written to a file and the filename has to be passed.

#### **Post-Conditions**

NOTE: This is out of scope for this version.

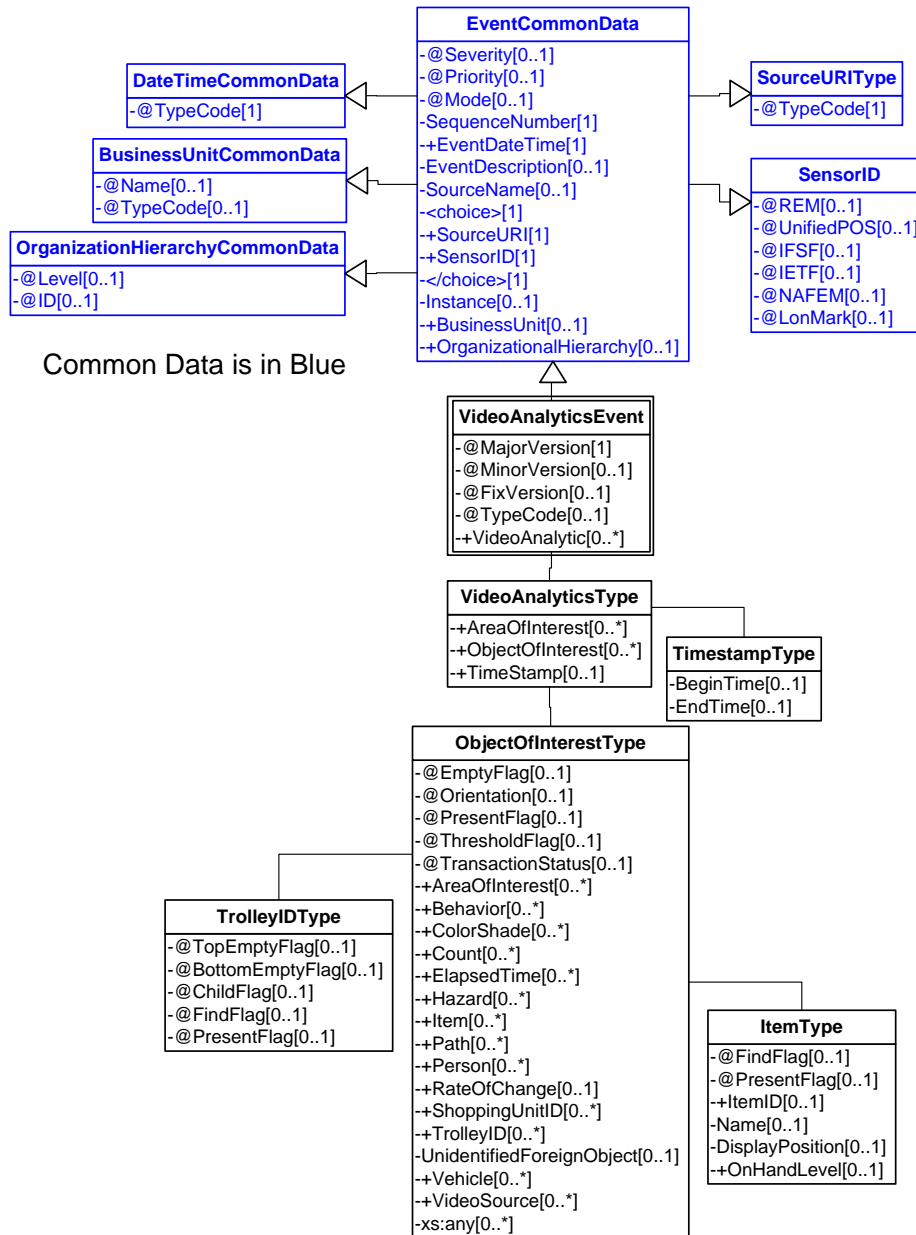
The POS system sends the transaction number to the VA system.

#### **Data**

Filename

Event – Alert when  
Cart is not empty

**Domain View**



**Figure 68: Top of Trolley is Not Empty Domain View**

**18.5 ARTS XML Conformance XML Instance Document – Top of Trolley is Not Empty - Event**

```

<?xml version="1.0" encoding="UTF-8"?>
<VideoAnalyticsEvent xmlns:xsi="http://www.w3.org/2001/XMLSchema-instance"
  xsi:schemaLocation="http://www.omg.org/retail/VideoAnalytics/namespace/
  ../VideoAnalyticsEventV1.0.0.xsd"

```

```
xmlns="http://www.omg.org/retail/VideoAnalytics/namespace/" MajorVersion="1"
MinorVersion="0" FixVersion="0" TypeCode="Boundary">
  <SequenceNumber>11234</SequenceNumber>
  <EventDateTime>2006-05-04T18:13:51.0Z</EventDateTime>
  <SourceURI>Camera 1</SourceURI>
  <VideoAnalytic>
    <AreaOfInterest TypeCode="Workstation">
      <!-- Register 100 -->
      <ID>100</ID>
      <ObjectOfInterest>
        <TrolleyID TopEmptyFlag="false"/>
      </ObjectOfInterest>
    </AreaOfInterest>
  </VideoAnalytic>
</VideoAnalyticsEvent>
```

## 18.6 Scenario: Product Identified in Bottom of Cart

### **Brief Description**

When checking out a customer, the operator is notified that a product is “hiding’ in the bottom of the cart and has not been included in the POS transaction. It may be possible for the notification to include the actual product information (SKU/PLU etc) for easy addition to the POS transaction

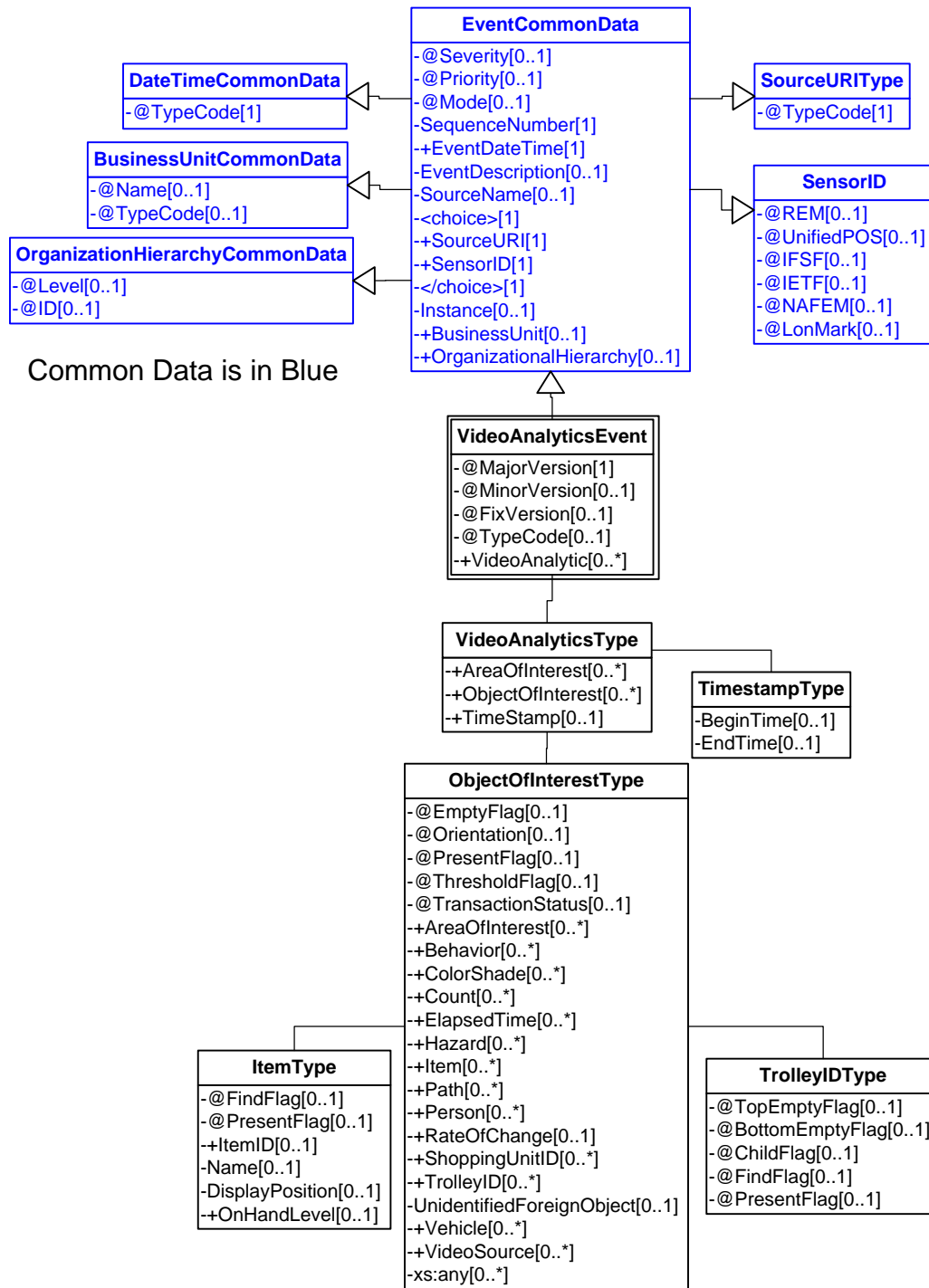
### **Pre-Conditions**

Connection to the Item File to identify and get Item SKU information.

### **Post-Conditions**

### **Data**

**Domain View**



**Figure 69: Product identified in bottom of cart Domain View**

## **Event**

### **18.6 ARTS XML Conformance XML Instance Document – Product identified in bottom of cart - Event**

```
<?xml version="1.0" encoding="UTF-8"?>
<VideoAnalyticsEvent xmlns:xsi="http://www.w3.org/2001/XMLSchema-instance"
  xsi:schemaLocation="http://www.omg.org/retail/VideoAnalytics/namespace/
  ../VideoAnalyticsEventV1.0.0.xsd"
  xmlns="http://www.omg.org/retail/VideoAnalytics/namespace/" MajorVersion="1"
  MinorVersion="0" FixVersion="0" TypeCode="VideoSource">
  <SequenceNumber>11234</SequenceNumber>
  <EventDateTime>2006-05-04T18:13:51.0Z</EventDateTime>
  <SourceURI>Camera 1</SourceURI>
  <VideoAnalytic>
    <ObjectOfInterest TransactionStatus="InProgress">
      <Merchandise PresentFlag="true">
        <ItemID Type="SKU">1234</ItemID>
      </Merchandise>
      <TrolleyID BottomEmptyFlag="false" />
    </ObjectOfInterest>
  </VideoAnalytic>
</VideoAnalyticsEvent>
```

### **18.7 Scenario: Self Service Item Counting**

#### **Brief Description**

In an environment where there are only a few items for sale, pre-create the transaction by identifying the items on the tray before the customer arrives at the POS.

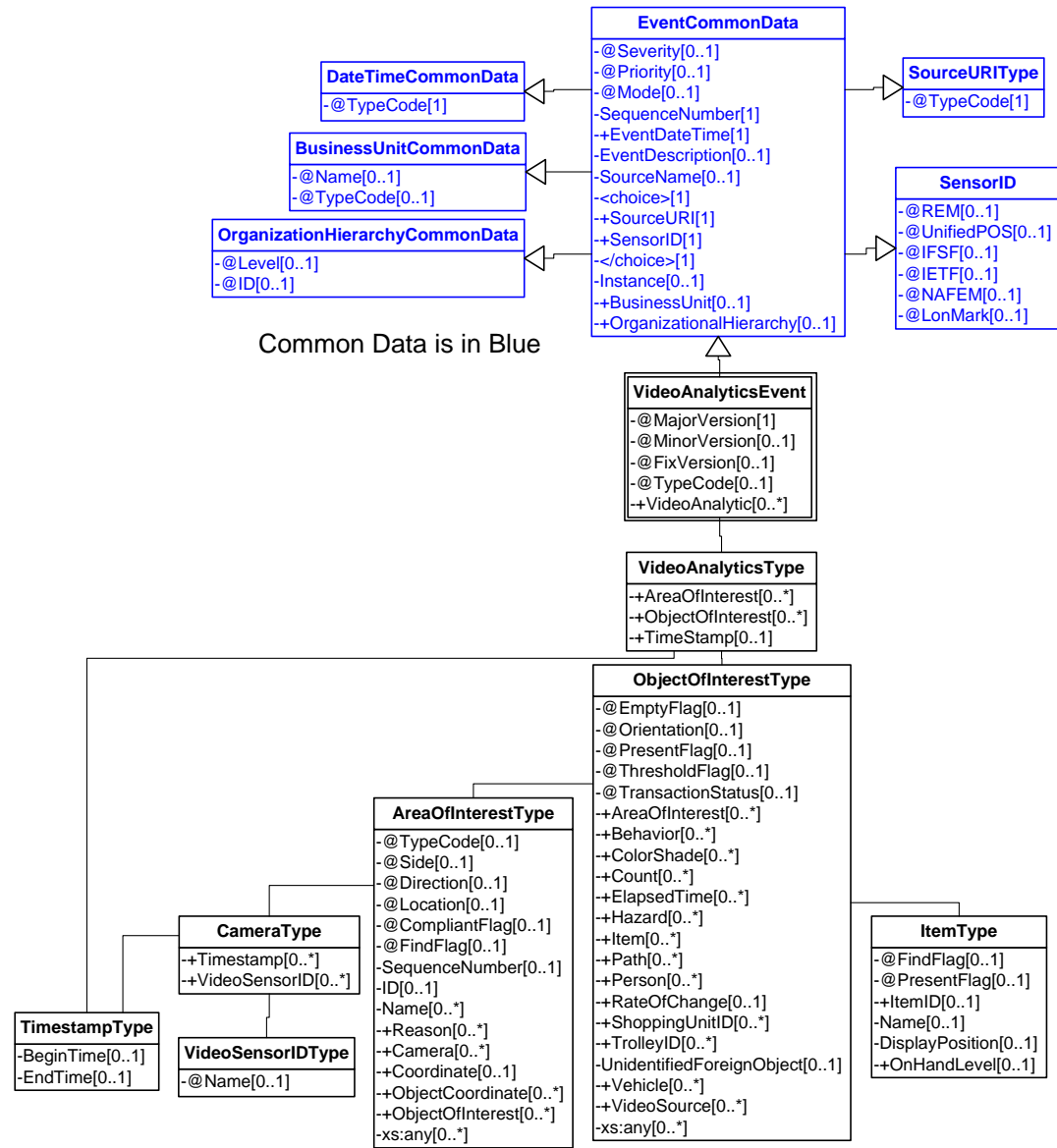
#### **Pre-Conditions**

Connection to the Item File to identify and get Item SKU information.

#### **Post-Conditions**

#### **Data**

**Domain View**



**Figure 70: Self Service Item Counting Domain View**

**Event**

**18.7 ARTS XML Conformance XML Instance Document – Self Service Item Counting - Event**

```
<?xml version="1.0" encoding="UTF-8"?>
<VideoAnalyticsEvent xmlns:xsi="http://www.w3.org/2001/XMLSchema-instance"
  xsi:schemaLocation="http://www.omg.org/retail/VideoAnalytics/namespace/
  ../VideoAnalyticsEventV1.0.0.xsd"
  xmlns="http://www.omg.org/retail/VideoAnalytics/namespace/" MajorVersion="1"
  MinorVersion="0" FixVersion="0" TypeCode="VideoSource">
  <SequenceNumber>11234</SequenceNumber>
  <EventDateTime>2006-05-04T18:13:51.0Z</EventDateTime>
```

## ARTS XML Video Analytics Technical Specification

```
<SourceURI>Camera 1</SourceURI>
<VideoAnalytic>
  <ObjectOfInterest TransactionStatus="InProgress">
    <AreaOfInterest>
      <Name>Tray 1</Name>
    </AreaOfInterest>
    <Count>3</Count>
    <Merchandise>
      <!-- For example, Loaf of bread -->
      <ItemID Type="SKU">1234</ItemID>
    </Merchandise>
    <Merchandise>
      <!-- For example, Package of Printer Paper -->
      <ItemID Type="SKU">3456</ItemID>
    </Merchandise>
    <Merchandise>
      <!-- For example, Shirt -->
      <ItemID Type="SKU">2345</ItemID>
    </Merchandise>
  </ObjectOfInterest>
</VideoAnalytic>
</VideoAnalyticsEvent>
```



## 19. STAFF MANAGEMENT AND MONITORING

---

### 19.1 Scenario: Notify when Associate enters a secure zone

#### **Brief Description:**

Associate pushing a cart (identifier) through a security zone. This is probably an aisle

Event is when someone enters area they shouldn't be allowed into rather than following a particular path.

Alternate Description: Staff member is supposed to take an item from the warehouse directly to a specific shelf location in the store. VA system alerts manager when employee deviates from the defined route

This may be better suited to a query rather than an event due to the nature of the request as there is a definitive starting point for path analysis (use select employee in the warehouse to monitor). With an event, it may be difficult to identify those employees that must take the pre-defined route from the ones that are allowed to deviate.

Assuming that the desire is to determine if the certain path is followed, the data would be the following. (Data similar to pathing/tracking)

\* Desired Path could be an ordered list of areas that an object must walkthrough; this is not the actual path itself but general flow through video sensors that an object takes to get from point A to B

#### **Pre-Conditions**

#### **Post-Conditions**

#### **Data**

Request

Date/Time

Area of Interest

Object of Interest (Person in this example)

Desired Path\*

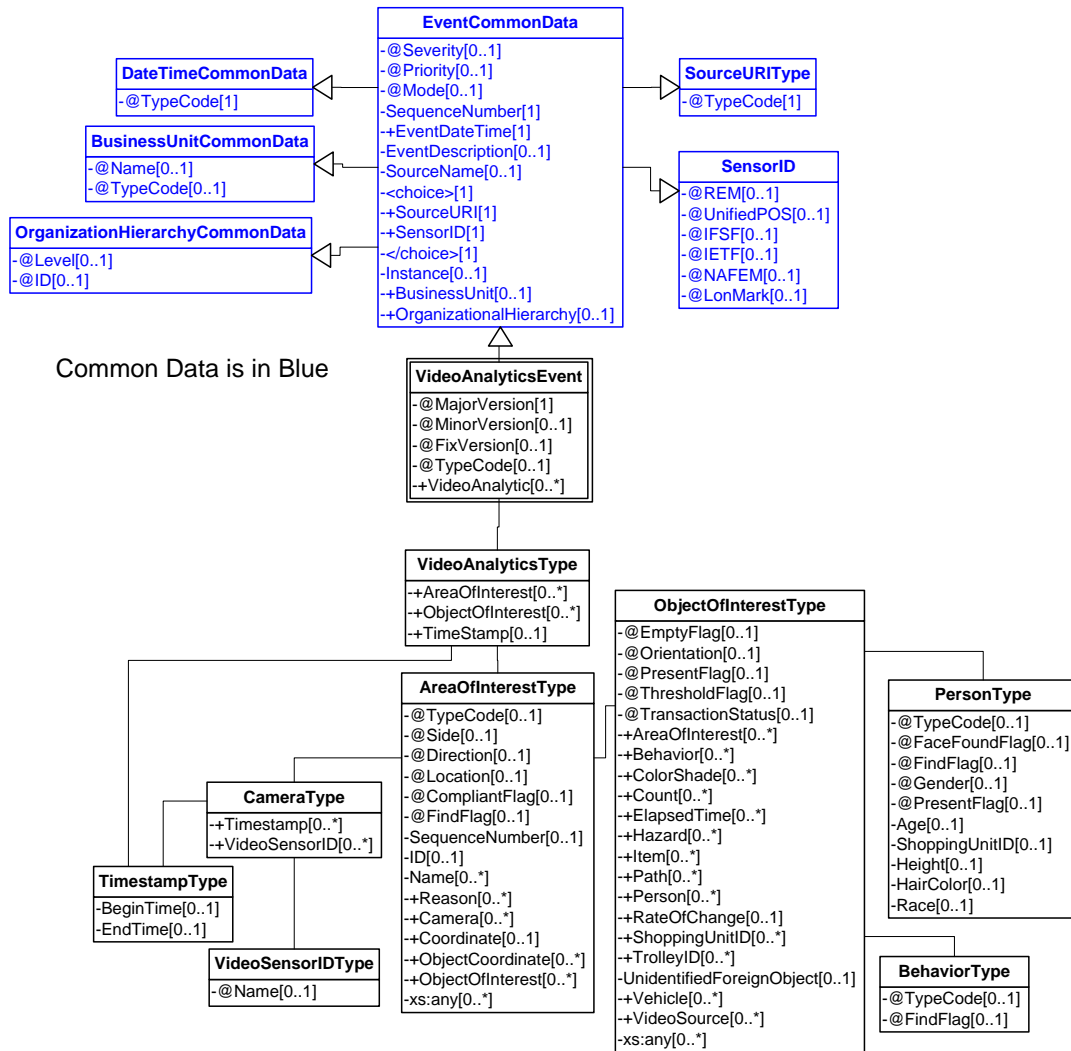
Response

Boolean (success/failure on whether there was deviation)

VideoSensorID(s) [optional if the actual path information is to be returned]

Path Object [optional if the actual path information is to be returned]

**Domain View**



**Figure 71: Notify when Associate enters a secure zone Domain View**

**Event**

**19.1.1 ARTS XML Conformance XML Instance Document – Notify When Associate Enters a Secure Zone - Event**

```

<?xml version="1.0" encoding="UTF-8"?>
<VideoAnalyticsEvent xmlns:xsi="http://www.w3.org/2001/XMLSchema-instance"
  xsi:schemaLocation="http://www.omg.org/retail/VideoAnalytics/namespace/
  ../VideoAnalyticsEventV1.0.0.xsd"
  xmlns="http://www.omg.org/retail/VideoAnalytics/namespace/" MajorVersion="1"
  MinorVersion="0" FixVersion="0" TypeCode="VideoSource">
  <SequenceNumber>11234</SequenceNumber>
  <EventDateTime>2006-05-04T18:13:51.0Z</EventDateTime>
  <SourceURI>Camera 1</SourceURI>
  <VideoAnalytic>
    <AreaOfInterest TypeCode="Zone" Direction="Enter">

```

```

    <!-- The id of the secure location zone -->
    <ID>456</ID>
    <ObjectOfInterest>
      <Behavior TypeCode="AbnormalPath"/>
      <Person TypeCode="Associate" PresentFlag="true"/>
    </ObjectOfInterest>
  </AreaOfInterest>
</VideoAnalytic>
</VideoAnalyticsEvent>

```

## **Request/Response**

### **19.1.2 ARTS XML Conformance XML Instance Document – Notify When Associate Enters a Secure Zone - Request**

```

<?xml version="1.0" encoding="UTF-8"?>
<VideoAnalyticsMessage xmlns:xsi="http://www.w3.org/2001/XMLSchema-instance"
  xsi:schemaLocation="http://www.omg.org/retail/VideoAnalytics/namespace/
  ../VideoAnalyticsMessageOrientedV1.0.0.xsd"
  xmlns="http://www.omg.org/retail/VideoAnalytics/namespace/" MajorVersion="1"
  MinorVersion="0" FixVersion="0">
  <ARTSHeader ActionCode="Read" MessageType="Request">
    <MessageID>12345678</MessageID>
    <DateTime>2006-05-04T18:13:51.0Z</DateTime>
  </ARTSHeader>
  <VideoAnalysis>
    <!-- Determine if an associate was found following an abnormal path into a secure
    zone -->
    <AreaOfInterest TypeCode="Zone" Direction="Enter">
      <!-- The id of the secure location zone -->
      <ID>456</ID>
      <Name>Secure Zone</Name>
      <ObjectOfInterest>
        <Behavior TypeCode="AbnormalPath"/>
        <Person TypeCode="Associate" PresentFlag="true" FindFlag="true"/>
      </ObjectOfInterest>
    </AreaOfInterest>
  </VideoAnalysis>
</VideoAnalyticsMessage>

```

### **19.1.2 ARTS XML Conformance XML Instance Document – Notify When Associate Enters a Secure Zone - Response**

```

<?xml version="1.0" encoding="UTF-8"?>
<VideoAnalyticsMessage xmlns:xsi="http://www.w3.org/2001/XMLSchema-instance"
  xsi:schemaLocation="http://www.omg.org/retail/VideoAnalytics/namespace/
  ../VideoAnalyticsMessageOrientedV1.0.0.xsd"
  xmlns="http://www.omg.org/retail/VideoAnalytics/namespace/" MajorVersion="1"
  MinorVersion="0" FixVersion="0">
  <ARTSHeader ActionCode="Read" MessageType="Response">
    <MessageID>987654</MessageID>
    <DateTime>2006-05-04T18:15:51.0Z</DateTime>
    <Response ResponseCode="OK">
      <RequestID>12345678</RequestID>
    </Response>
  </ARTSHeader>
  <VideoAnalysis>
    <!-- An associate was found following an abnormal path into a secure zone -->

```

## ARTS XML Video Analytics Technical Specification

```
<AreaOfInterest TypeCode="Zone" Direction="Enter">
  <!-- The id of the secure location zone -->
  <ID>456</ID>
  <Name>Secure Zone</Name>
  <ObjectOfInterest>
    <Behavior TypeCode="AbnormalPath"/>
    <Person TypeCode="Associate" PresentFlag="true"/>
  </ObjectOfInterest>
</AreaOfInterest>
</VideoAnalysis>
</VideoAnalyticsMessage>
```

## 20. REFERENCED DOCUMENTS

---

- ARTS XML Video Analytics Charter, Version 1.00
- ARTS XML Extending Schemas Technical Report
- ARTS XML Best Practices V2.1.0 20070515.doc
- ARTS Dictionary
- ARTS Data Model, Version 5.1

## 21. DOCUMENT HISTORY

---

### Version History

Ver	Date	Sections	Description of Change
1.0.1	2008-10-07	all	Originally published NRF-ARTS specification.
1.0.2	2017-12-02	Entire Document	Format and pre-pend OMG usage, small typographical changes

## 22. GLOSSARY

---

Term	Definition
<b>FQQID</b>	Fully qualified queue identifier

## **23. APPENDIX: IDENTIFIED FOR POTENTIAL FUTURE RELEASES**

---

### **23.1 Scenario: Event generated for each customer who enters or exits the store**

#### **Brief Description**

Count is 1 by definition of the scenario

### **23.2 Scenario: Event generated when the number of people in the store drops below a specific number**

#### **Brief Description**

The manager would like to be informed when the number of people in the store drops below a defined threshold at any time in the day. The VA system generates an event when it determines that the threshold has been crossed (Drops below defined capacity)

The manager may chose to send some staff on break at this point.

By scenario definition, the VA system is monitoring ALL entrances and exits to provide an the required information

### **23.3 Scenario: Query the number of people in the store at the current time**

#### **Brief Description**

At a specific point in time, a query is sent to the VA system to ask the current number of people in the store

### **23.4 Scenario: Query the number of people in the store at a specific time in the past**

#### **Brief Description**

A query is sent to the VA system to ask the number of people in the store at a specific time in the past

### **23.5 Scenario: How many shopping units are predicted to wait more than X minutes in a line?**

#### **Brief Description**

At a point in time the VA system is queried to determine how many shopping units are predicted to wait more than X minutes in one or more queues



## **23.6 Scenario: Event generated when X shopping units have waited over Y minutes in a line?**

### **Brief Description**

The VA system generates an event when a system configured number of shopping units (X) have waited more than a system configured number of time units (Y minutes) in a queue

Details are provided based on system configurations within the RA system

## **23.7 Scenario: Event generated when X shopping units are predicted to wait over Y minutes in a line?**

### **Brief Description**

The VA system generates an event when a system configured number of shopping units (X) have waited more than a system configured number of time units (Y minutes) in a queue

Details are provided based on system configurations within the RA system

## **23.8 Scenario: Loading Dock Load factors**

### **Brief Description**

Truck is at a loading dock but there isn't anyone scheduled to be at that dock.

## **23.9 USE Case: License Plate Recognition (Out of Scope)**

## **23.10 Scenario: Baby Formula Heist Notifying Other Stores to Look Out for this License Number(s).**

### **Brief Description**

A car containing potential baby formula thief has left the parking lot. The store notifies other stores about the identify of the car.

## **23.11 Scenario: Co-OP Dollars based upon recognition of customer effectiveness of coupons. (OUT OF SCOPE?)**

## **23.12 Scenario: Identify Other Potential Affinity by Watching Customer Purchase Item a then go to Look at Other Items which are not Purchased.**

### **Brief Description**

A male customer purchased a tube of toothpaste then looked at a toothbrush but didn't buy it.

## **23.13 Scenario – Blocking Fire Exit**

### **Scenario Description**

B – Trolley blocking the exit door or fire exit (type code = safety)

## **23.14 Scenario: Evaluate Advertising Effectiveness (Store Signage)**

### **Brief Description**

How long does a customer look at a particular digital sign? (count of people and average duration)

## **23.15 Scenario: Evaluate Advertising Effectiveness (Store Signage)**

### **Brief Description**

Did the digital signage drive more traffic to the product?

## **23.16 Scenario: Identifying Items on the Scale (out of scope)**

### **Brief Description**

Identify the side of lamb setting on the scale.

### **Pre-Conditions**

Connection to the Item File to identify and get Item SKU information.

## **23.17 USE Case: Information Retrieval (out of scope)**

### **Brief Description**

#### **23.17.1 Scenario: Batch Upload of Video**

### **Brief Description**

Upload all video with red cars (child abduction).

Technically video analytics does not do video retrieval or manipulation. If the desire is to find all video (or video from a subset of sources) with the desired query then the data would look like the following.

Note – this is only a query not an event.

### **Pre-Conditions**

### **Post-Conditions**

### **Data**

Request

Date/Time Block

VideoSensorID (s) [optional]

Object Of Interest

Response

Array of:

VideoSourceID

Date/Time

### **23.17.2 Scenario: Retrieve the video that relates to this POSLog transaction**

Technically video analytics does not do video retrieval or manipulation. This should be a simple date/time query into the video management system

#### **Brief Description**

The LP system identified that POSLog transaction 100 occurred at 12 :15 and queries the video management system to retrieve the video analytics from camera 1 at 12 :15pm in store number 1.

### **23.18 Scenario: Manager required presence for certain transactions. (deferred to next ver of spec)**

#### **Brief Description**

A vendor may want to validate the presence of a store manager when certain transactions are carried out by the cashier. The video analytics system will generate an alert when the condition is not met.

#### **Pre-Conditions**

The video analytics system is integrated with a data stream to identify the position of an employee, and the POS data stream. At the minimum, the POS data stream and the video analytics data stream need to be time synchronized.

#### **Post-Conditions**

None

#### **Data**

Event – Validate manager presence for a certain transaction

Type: Security

Date/Time

Area of Interest (register scan area)

Request – Find if there are two people in the cash register area

Date/Time range

Area of Interest (register scan area)

Object of Interest (person)

Response

Boolean (success if two people are present)

Date/Time

VideoSensorID(s)

### **23.19 Scenario: Transaction going on with customer present but no merchandise present (defer to next ver of spec)**

#### **Brief Description**

A vendor may want to validate the presence of merchandise when a transaction is completed, given the presence of a customer. The video analytics system will be able to alert the store manager if the event occurs.

Loss Prevention Issue

#### **Pre-Conditions**

The video analytics system is integrated with the POS system

#### **Post-Conditions**

#### **Data**

Event – Validate merchandise presence when a transaction is completed and a customer is present

Type: Security

Date/Time

Area of Interest (register scan area, area in front of the register)

Request – Find if the item scanned is the same that was put in the bag

Date/Time range

Area of Interest (register scan area, area in front of the register)

Object of Interest (item scanned)

Response

Boolean (success if a person is present but there is no merchandise)

Date/Time

VideoSensorID(s)

### **23.20 Scenario: Tracking items being scanned at checkout counter. (defer to to next ver of spec)**

#### **Brief Description**

Cashier scanning one product but putting another more expensive item in the bag.

NOTE : This requires hooking up to the item file to identify which item, then to the PLU for finding out which price.

## 23.21 Scenario: Transaction going on when no customer present (Deferred to future ver of spec)

### **Brief Description**

A vendor may want to validate the presence of a customer at the time of a transaction. This would be a particularly useful during merchandise return transactions. The video analytics system generates an alert to the manager of the store on duty and stores these alerts for case management by a loss prevention manager..

Loss Prevention

### **Pre-Conditions**

POS transaction data stream integrated into the video analytics event detection data stream.

This could be two separate data streams that are then compared via daily batch or query. It is a pre-condition that time is synchronized between video storage, analytics, and POS.

### **Post-Conditions**

#### **Data**

Event – Validate the absence of a customer when a transaction occurs

Type: Security

Date/Time

Area of Interest (customer side of the cash register)

Transaction type - What kind of information do we need here? Transaction ID, Type, ??

Request – Find if a person is absent in front of a cash register during a transaction

Date/Time range

Area of Interest (customer side of the register )

Object of Interest (person)

Transaction type

Note: This use case assumes a general query to search for these events for a particular camera/register over a period of time. Use case can be extended to allow a loss prevention manager to query these events over multiple registers and/or stores, and possible further query based on number of instances by a particular cashier over a period of time. Point is, this use case can be expanded to detail the full application that would use these generated events.

Response

Boolean (success if a person is absent and a transaction of defined type occurs)

Date/Time

VideoSensorID(s)

## **23.22 Scenario: Customer reaching into the cash drawer (defer to next version of spec)**

### **Brief Description**

A retailer may want to receive an alert when a customer reaches into the cash register when the cashier is not present. The video analytics system generates an alert to the security personnel on duty.,

Loss Prevention – cashier may be present and someone does a quick snatch

### **Pre-Conditions**

### **Post-Conditions**

### **Data**

Event

Type Security

Date/Time

Area of Interest (cash register and behind the cash register)

Request – Find if a person is in front of the register but no one is behind it

Date/Time range

Area of Interest (in front of the register and behind it)

Response

Boolean (success if a hand appears in the cash register area and no one is behind the cash register.. Failure otherwise)

Date/Time

VideoSensorID(s)

### **23.22.1 Query – track from the point where this is a good location identified for the child to where they are now**

Request

Date Range

Object of interest (person (child))

Area of interest (where split from parent)

Response

Date/Time

VideoSensorID(s)

Path through various cameras

## **23.23 Scenario: Intelligent filtering of POS transactions to detect Illegal Returns**

### **Brief Description**

LP investigator wants to identify all instances of cashier doing a return but no customer standing there in the last 2 weeks...suspect cashier

### **Pre-Conditions**

### **Post-Conditions**

**Query** – Count the number of people next to the returns POS terminal within a time range (zero is the number of interest when there is a return transacted)

Request

Date Range

Object of interest (Person)

Area of interest (e.g. guests side of the register)

Response

Date/Time

VideoSensorID(s)

Area of interest

### **23.23.1 Alternate Query: Count the number of objects on the counter when the transaction is a return (zero is of interest)**

Request:

Date/Time range

Object of interest (merchandise)

Area of interest (POS counter)

Response:

Date/Time

VideoSensorID

Area of Interest

## **23.24 Scenario - Count the number of people who linger in front of the display and remove merchandise from the display (duplicate information)**

Request

Date/Time range

Area of Interest (In front of display)

Area of Interest (Merchandise location could be the same as Infront of Display)

Object of Interest (Person with duration)

Response

Date/Time

VideoSensorID

Area of Interest

Object of Interest (Person with duration count which meet threshold )

Direction (direction object of interest is facing)

**23.25 Scenario- Count the number of people who linger in front of the display and are facing a display for a period of time and remove merchandise from the display (duplicate Information)**

Request

Date/Time range

Area of Interest (In front of display)

Area of Interest (Merchandise location – could be the same as Infront of display)

Object of Interest (Person with duration)

Response

Date/Time

VideoSensorID

Area of Interest

Object of Interest (Person with duration count which meet threshold )

**23.26 Scenario- Count the number of people customer-associate grouping for a given time period. (Future – need way to identify associates vs customers)**

**Brief Description**

**Scenario Description**

Count the number of customer-associate interactions from 10:00 to 10:15am.

**Pre-Conditions**

**Post-Conditions**

**Data**

Request



Date/Time range

Area of Interest (could be all the cameras in the store)

Object of Interest (Person – associate. Behavior - Grouping. Duration - threshold)

Object of Interest (Person – customer )

Response

Date/Time range

VideoSensorID

Area of Interest

Object of Interest (Person – associate. Behavior - Grouping. Duration - threshold)

Object of Interest (Person – customer)

## **23.27 Scenario: Optimize location of related merchandise to drive increased basket sizes (the analysis is up to some other system)**

### **Brief Description**

Confirm whether customers removing item 1 from the shelf also remove item 2 from the shelf and how this propensity changes based on different locations for item 2.

### **Pre-Conditions**

### **Post-Conditions**

### **Data**

**Query-** Identify customers who purchase two related products.

Request

Date/Time range

Area of Interest (Merchandise location)

Area of Interest (Merchandise location)

Object of Interest (Merchandise)

Object of Interest (Merchandise)

Response

Date/Time

VideoSensorID

Area of Interest

Object of Interest (Person)

