



Date: ~~June~~ November 18 2021~~19~~

Style Definition: Caption: Swiss German (Switzerland)

Style Definition: OMG Normal Paragraph

Style Definition: OMG Heading 1

Style Definition: OMG Normal Centered Image Anchor Paragraph

Formatted: Not Highlight

Formatted: Not Highlight

Unified Architecture Framework **Profile** **Modeling Language (UAFMLP)**

Commented [AM1]: [UAF12-29](#)

Version 1.~~2~~4

OMG Document Number: Normative dtc/~~202119-1106-0315~~

Formatted: Not Highlight

Standard document URL: <http://www.omg.org/spec/UAF/1.24>

Formatted: Not Highlight

Normative Machine Consumable File(s):

Formatted: Not Highlight

<http://www.omg.org/spec/UAF/20211110490619/UAF.xmi>

Formatted: Not Highlight

<http://www.omg.org/spec/UAF/2019062020211111/Measurements-Library.xmi>

Field Code Changed

Formatted: Hyperlink

Formatted: Hyperlink, Swiss German (Switzerland), Not Highlight

Formatted: English (United States)

Copyright © ~~2017-2021~~~~2019~~, IBM
Copyright © ~~2017-2021~~~~2019~~, KDM Analytics
Copyright © ~~2017-2021~~~~2019~~, Mega
Copyright © ~~2017-2021~~~~2019~~, Object Management Group, Inc.
Copyright © ~~2017-2021~~~~2019~~, No Magic Inc. a Dassault Systemes Company
Copyright © ~~2017-2021~~~~2019~~, PTC
Copyright © ~~2017-2021~~~~2019~~, Sparx Systems

USE OF SPECIFICATION - TERMS, CONDITIONS & NOTICES

The material in this document details an Object Management Group specification in accordance with the terms, conditions and notices set forth below. This document does not represent a commitment to implement any portion of this specification in any company's products. The information contained in this document is subject to change without notice.

LICENSES

The companies listed above have granted to the Object Management Group, Inc. (OMG) a nonexclusive, royalty-free, paid up, worldwide license to copy and distribute this document and to modify this document and distribute copies of the modified version. Each of the copyright holders listed above has agreed that no person shall be deemed to have infringed the copyright in the included material of any such copyright holder by reason of having used the specification set forth herein or having conformed any computer software to the specification.

Subject to all of the terms and conditions below, the owners of the copyright in this specification hereby grant you a fully-paid up, non-exclusive, nontransferable, perpetual, worldwide license (without the right to sublicense), to use this specification to create and distribute software and special purpose specifications that are based upon this specification, and to use, copy, and distribute this specification as provided under the Copyright Act; provided that: (1) both the copyright notice identified above and this permission notice appear on any copies of this specification; (2) the use of the specifications is for informational purposes and will not be copied or posted on any network computer or broadcast in any media and will not be otherwise resold or transferred for commercial purposes; and (3) no modifications are made to this specification. This limited permission automatically terminates without notice if you breach any of these terms or conditions. Upon termination, you will destroy immediately any copies of the specifications in your possession or control.

PATENTS

The attention of adopters is directed to the possibility that compliance with or adoption of OMG specifications may require use of an invention covered by patent rights. OMG shall not be responsible for identifying patents for which a license may be required by any OMG specification, or for conducting legal inquiries into the legal validity or scope of those patents that are brought to its attention. OMG specifications are prospective and advisory only. Prospective users are responsible for protecting themselves against liability for infringement of patents.

GENERAL USE RESTRICTIONS

Any unauthorized use of this specification may violate copyright laws, trademark laws, and communications regulations and statutes. This document contains information which is protected by copyright. All Rights Reserved. No part of this work covered by copyright herein may be reproduced or used in any form or by any

means--graphic, electronic, or mechanical, including photocopying, recording, taping, or information storage and retrieval systems--without permission of the copyright owner.

DISCLAIMER OF WARRANTY

WHILE THIS PUBLICATION IS BELIEVED TO BE ACCURATE, IT IS PROVIDED "AS IS" AND MAY CONTAIN ERRORS OR MISPRINTS. THE OBJECT MANAGEMENT GROUP AND THE COMPANIES LISTED ABOVE MAKE NO WARRANTY OF ANY KIND, EXPRESS OR IMPLIED, WITH REGARD TO THIS PUBLICATION, INCLUDING BUT NOT LIMITED TO ANY WARRANTY OF TITLE OR OWNERSHIP, IMPLIED WARRANTY OF MERCHANTABILITY OR WARRANTY OF FITNESS FOR A PARTICULAR PURPOSE OR USE. IN NO EVENT SHALL THE OBJECT MANAGEMENT GROUP OR ANY OF THE COMPANIES LISTED ABOVE BE LIABLE FOR ERRORS CONTAINED HEREIN OR FOR DIRECT, INDIRECT, INCIDENTAL, SPECIAL, CONSEQUENTIAL, RELIANCE OR COVER DAMAGES, INCLUDING LOSS OF PROFITS, REVENUE, DATA OR USE, INCURRED BY ANY USER OR ANY THIRD PARTY IN CONNECTION WITH THE FURNISHING, PERFORMANCE, OR USE OF THIS MATERIAL, EVEN IF ADVISED OF THE POSSIBILITY OF SUCH DAMAGES.

The entire risk as to the quality and performance of software developed using this specification is borne by you. This disclaimer of warranty constitutes an essential part of the license granted to you to use this specification.

RESTRICTED RIGHTS LEGEND

Use, duplication or disclosure by the U.S. Government is subject to the restrictions set forth in subparagraph (c) (1) (ii) of The Rights in Technical Data and Computer Software Clause at DFARS 252.227-7013 or in subparagraph (c)(1) and (2) of the Commercial Computer Software - Restricted Rights clauses at 48 C.F.R. 52.227-19 or as specified in 48 C.F.R. 227-7202-2 of the DoD F.A.R. Supplement and its successors, or as specified in 48 C.F.R. 12.212 of the Federal Acquisition Regulations and its successors, as applicable. The specification copyright owners are as indicated above and may be contacted through the Object Management Group, 109 Highland Avenue, Needham, MA 02494, U.S.A.

TRADEMARKS

CORBA®, CORBA logos®, FIBO®, Financial Industry Business Ontology®, FINANCIAL INSTRUMENT GLOBAL IDENTIFIER®, IIOP®, IMM®, Model Driven Architecture®, MDA®, Object Management Group®, OMG®, OMG Logo®, SoaML®, SOAML®, SysML®, UAF®, Unified Modeling Language®, UML®, UML Cube Logo®, VSIPL®, and XMI® are registered trademarks of the Object Management Group, Inc.

For a complete list of trademarks, see: http://www.omg.org/legal/tm_list.htm. All other products or company names mentioned are used for identification purposes only, and may be trademarks of their respective owners.

COMPLIANCE

The copyright holders listed above acknowledge that the Object Management Group (acting itself or through its designees) is and shall at all times be the sole entity that may authorize developers, suppliers and sellers of computer software to use certification marks, trademarks or other special designations to indicate compliance with these materials.

Software developed under the terms of this license may claim compliance or conformance with this specification if and only if the software compliance is of a nature fully matching the applicable compliance points as stated in the specification. Software developed only partially matching the applicable compliance points may claim only that the software was based on this specification, but may not claim compliance or conformance with this specification. In the event that testing suites are implemented or approved by Object Management Group, Inc., software developed using this specification may claim compliance or conformance with the specification only if the software satisfactorily completes the testing suites.

Table of Contents

PREFACE	1
1. INTRODUCTION	3
1.1 OVERVIEW	3
2. ADDITIONAL INFORMATION	4
2.1 LANGUAGE ARCHITECTURE	4
2.2 CORE PRINCIPLES.....	4
2.3 REPRESENTING STEREO TYPE CONSTRAINTS	4
2.3.1 <i>Metaconstraint dependency</i>	4
2.3.2 <i>Metarelationship dependency</i>	5
2.3.3 <i>Stereotyped relationship dependency</i>	7
3. UAF STEREOTYPES	8
3.1 UAF	8
3.1.1 <i>UAF::Architecture Management</i>	23
3.1.2 <i>UAF::Summary and Overview</i>	47
3.1.3 <i>UAF::Strategic</i>	57
3.1.4 <i>UAF::Operational</i>	98
3.1.5 <i>UAF::Services</i>	120
3.1.6 <i>UAF::Personnel</i>	141
3.1.7 <i>UAF::Resources</i>	149
3.1.8 <i>UAF::Security</i>	179
3.1.9 <i>UAF::Projects</i>	202
3.1.10 <i>UAF::Standards</i>	213
3.1.11 <i>UAF::Actual Resources</i>	215
3.1.12 <i>UAF::Parameters</i>	232
4. UAF VIEW SPECIFICATIONS	257
4.1 VIEW SPECIFICATIONS.....	257
4.1.1 <i>View Specifications::Architecture Management</i>	257
4.1.2 <i>View Specifications::Summary & Overview</i>	262
4.1.3 <i>View Specifications::Strategic</i>	264
4.1.4 <i>View Specifications::Operational</i>	279
4.1.5 <i>View Specifications::Services</i>	290
4.1.6 <i>View Specifications::Personnel</i>	305
4.1.7 <i>View Specifications::Resources</i>	321
4.1.8 <i>View Specifications::Security</i>	338
4.1.9 <i>View Specifications::Projects</i>	352
4.1.10 <i>View Specifications::Standards</i>	358
4.1.11 <i>View Specifications::Actual Resources</i>	362
4.1.12 <i>View Specifications::Motivation</i>	365
4.1.13 <i>View Specifications::Information</i>	367
4.1.14 <i>View Specifications::Parameters</i>	370
5. MEASUREMENTS LIBRARY	375

PREFACE	1
1. INTRODUCTION	3

Formatted: Default Paragraph Font, Check spelling and grammar

Formatted: Default Paragraph Font, Check spelling and grammar

TABLE OF FIGURES

[Figure 2:1 – MapsToCapability Stereotype](#)5
[Figure 2:2 – Connector Extension](#)5
[Figure 2:3 – Capabilities Generalization](#)6
[Figure 2:4 – Visualizing «metarelationship»](#)6
[Figure 2:5 – Use of the AchievedEffect «stereotyped relationship» dependency](#)7
[Figure 3:20 - ActualState](#).....24
[Figure 3:21 - ISO8601DateTime](#)25
[Figure 3:22 - Exchange](#).....26
[Figure 3:23 - Resource](#).....27
[Figure 3:24 - Activity](#).....28
[Figure 3:25 - CapableElement](#)29
[Figure 3:26 - IsCapableToPerform](#)30
[Figure 3:27 - PerformsInContext](#).....32
[Figure 3:1 - Alias](#)33
[Figure 3:28 - ArchitectureMetadata](#)34
[Figure 3:2 - Definition](#)34
[Figure 3:30 - Information](#).....36
[Figure 3:29 - InformationModel](#)37
[Figure 3:31 - Metadata](#).....38
[Figure 3:3 - SameAs](#)39
[Figure 3:32 - Rule](#).....40
[Figure 3:33 - ArchitecturalReference](#)41
[Figure 3:18 - ComparesTo](#).....42
[Figure 3:34 - Implements](#).....44
[Figure 3:20 - Sequence](#)47
[Figure 3:208 - ArchitecturalDescription](#)48
[Figure 3:209 - Architecture](#).....50
[Figure 3:210 - Concern](#)51
[Figure 3:24 - Phases](#).....52
[Figure 3:211 - Stakeholder](#).....52
[Figure 3:212 - UAFElement](#)55
[Figure 3:213 - View](#).....56
[Figure 3:214 - Viewpoint](#).....56
[Figure 3:29 - Challenge](#)57
[Figure 3:30 - Driver](#)58
[Figure 3:31 - Enables](#).....59
[Figure 3:32 - ImpactedBy](#).....60
[Figure 3:33 - MotivatedBy](#).....61
[Figure 3:34 - MotivationalElement](#).....62
[Figure 3:35 - Opportunity](#)62
[Figure 3:36 - PresentedBy](#)63
[Figure 3:36 - Capability](#)66
[Figure 3:37 - EnterpriseGoal](#)68
[Figure 3:39 - EnterpriseObjective](#).....69
[Figure 3:39 - EnterpriseVision](#).....70

Figure 3:41 - OwnsValue	71
Figure 3:42 - PhaseableElement	71
Figure 3:43 - StrategicAsset	72
Figure 3:38 - StrategicPhase	73
Figure 3:45 - ValueItem	74
Figure 3:40 - VisionStatement	75
Figure 3:41 - WholeLifeEnterprise	75
Figure 3:42 - CapabilityRole	76
Figure 3:43 - StructuralPart	77
Figure 3:44 - TemporalPart	78
Figure 3:51 - StrategicExchange	79
Figure 3:52 - StrategicExchangeItem	80
Figure 3:45 - ActualEnduringTask	81
Figure 3:35 - ActualEnterprisePhase	82
Figure 3:55 - ActualStrategicPhase	85
Figure 3:56 - Creates	86
Figure 3:57 - EnterpriseMission	86
Figure 3:58 - ValueStream	87
Figure 3:49 - Achiever	88
Figure 3:48 - Achieves	89
Figure 3:61 - ActualEffect	90
Figure 3:62 - ActualOutcome	91
Figure 3:51 - Desirer	92
Figure 3:50 - Desires	93
Figure 3:65 - Effect	94
Figure 3:66 - MapsToGoal	94
Figure 3:67 - StrategicInformation	95
Figure 3:68 - StrategicConstraint	95
Figure 3:69 - SubjectOfStrategicConstraint	96
Figure 3:70 - EvokedBy	96
Figure 3:52 - Exhibits	97
Figure 3:53 - MapsToCapability	97
Figure 3:54 - OrganizationInPhase	98
Figure 3:55 - ArbitraryConnector	99
Figure 3:56 - ConceptItem	99
Figure 3:57 - ConceptRole	100
Figure 3:58 - HighLevelOperationalConcept	100
Figure 3:59 - KnownResource	101
Figure 3:60 - OperationalAgent	102
Figure 3:61 - OperationalArchitecture	103
Figure 3:62 - OperationalMethod	104
Figure 3:63 - OperationalParameter	104
Figure 3:64 - OperationalPerformer	105
Figure 3:65 - OperationalPort	105
Figure 3:66 - OperationalRole	106
Figure 3:67 - ProblemDomain	107

Figure 3:68 - OperationalConnector	108
Figure 3:69 - OperationalExchange	109
Figure 3:70 - OperationalExchangeItem	111
Figure 3:71 - OperationalInterface	112
Figure 3:72 - OperationalSignal	113
Figure 3:73 - OperationalSignalProperty	113
Figure 3:74 - OperationalActivity	114
Figure 3:75 - OperationalActivityAction	115
Figure 3:76 - OperationalActivityEdge	115
Figure 3:77 - OperationalControlFlow	116
Figure 3:78 - OperationalObjectFlow	116
Figure 3:79 - StandardOperationalActivity	117
Figure 3:80 - OperationalStateDescription	117
Figure 3:81 - OperationalMessage	118
Figure 3:82 - OperationalInformation	119
Figure 3:83 - OperationalConstraint	120
Figure 3:84 - SubjectOfOperationalConstraint	120
Figure 3:85 - Service	122
Figure 3:105 - ServiceArchitecture	123
Figure 3:86 - ServiceMethod	123
Figure 3:87 - ServiceParameter	124
Figure 3:88 - ServicePort	125
Figure 3:89 - ServiceRole	126
Figure 3:90 - ServiceConnector	127
Figure 3:111 - ServiceExchange	128
Figure 3:112 - ServiceExchangeItem	129
Figure 3:91 - ServiceInterface	130
Figure 3:114 - ServiceSignal	130
Figure 3:115 - ServiceSignalProperty	131
Figure 3:116 - ServiceControlFlow	132
Figure 3:92 - ServiceFunction	133
Figure 3:93 - ServiceFunctionAction	134
Figure 3:119 - ServiceFunctionEdge	135
Figure 3:120 - ServiceObjectFlow	135
Figure 3:94 - ServiceStateDescription	136
Figure 3:95 - ServiceMessage	137
Figure 3:123 - ServiceContract	138
Figure 3:96 - ServicePolicy	139
Figure 3:125 - GovernedBy	140
Figure 3:97 - Supports	141
Figure 3:98 - Organization	142
Figure 3:99 - OrganizationalResource	142
Figure 3:100 - Person	143
Figure 3:101 - Post	143
Figure 3:102 - Responsibility	144
Figure 3:103 - Command	144

Figure 3:104 - Control	145
Figure 3:105 - CompetenceToConduct.....	146
Figure 3:106 - Competence.....	147
Figure 3:107 - CompetenceForRole.....	147
Figure 3:108 - RequiresCompetence	148
Figure 3:109 - ResponsibleFor.....	149
Figure 3:110 - CapabilityConfiguration.....	150
Figure 3:111 - NaturalResource.....	150
Figure 3:112 - PhysicalResource	151
Figure 3:113 - ResourceArchitecture.....	152
Figure 3:114 - ResourceArtifact	153
Figure 3:115 - ResourcePerformer.....	154
Figure 3:145 - ResourceService.....	155
Figure 3:116 - Software	155
Figure 3:117 - System.....	156
Figure 3:118 - ResourceMethod	156
Figure 3:119 - ResourceParameter.....	157
Figure 3:120 - ResourcePort.....	158
Figure 3:121 - ResourceRole	159
Figure 3:122 - ResourceConnector	162
Figure 3:123 - ResourceExchange	163
Figure 3:124 - ResourceExchangeItem.....	164
Figure 3:125 - ResourceInterface.....	165
Figure 3:156 - ResourceServiceInterface.....	166
Figure 3:126 - ResourceSignal.....	166
Figure 3:127 - ResourceSignalProperty.....	167
Figure 3:128 - Function	167
Figure 3:129 - FunctionAction.....	168
Figure 3:130 - FunctionControlFlow.....	169
Figure 3:131 - FunctionEdge	169
Figure 3:132 - FunctionObjectFlow.....	170
Figure 3:133 - ResourceStateDescription	170
Figure 3:134 - ResourceMessage.....	171
Figure 3:135 - ResourceInformation.....	172
Figure 3:136 - ResourceConstraint	172
Figure 3:137 - SubjectOfResourceConstraint	173
Figure 3:138 - Forecast	174
Figure 3:139 - SubjectOfForecast.....	175
Figure 3:140 - Technology.....	175
Figure 3:141 - VersionedElement.....	176
Figure 3:142 - VersionOfConfiguration	177
Figure 3:143 - VersionSuccession	177
Figure 3:144 - WholeLifeConfiguration	178
Figure 3:145 - ProtocolImplementation.....	179
Figure 3:155 - EnhancedSecurityControl	180
Figure 3:156 - Enhances	180

Figure 3:157 - Protects	181
Figure 3:158 - ProtectsInContext	182
Figure 3:164 - SecurityControl	183
Figure 3:165 - SecurityControlFamily	183
Figure 3:146 - Asset	185
Figure 3:147 - OperationalAsset	186
Figure 3:148 - OperationalMitigation	187
Figure 3:149 - ResourceAsset	187
Figure 3:150 - ResourceMitigation	188
Figure 3:151 - SecurityEnclave	188
Figure 3:152 - AssetRole	189
Figure 3:154 - OperationalInformationRole	190
Figure 3:153 - ResourceInformationRole	191
Figure 3:155 - EnhancedSecurityControl	192
Figure 3:156 - Enhances	193
Figure 3:157 - Protects	193
Figure 3:158 - ProtectsInContext	194
Figure 3:159 - SecurityProcess	194
Figure 3:160 - SecurityProcessAction	195
Figure 3:163 - SecurityConstraint	197
Figure 3:195 - SecurityRisk	199
Figure 3:166 - SubjectOfSecurityConstraint	199
Figure 3:172 - Project	203
Figure 3:173 - ProjectMilestone	204
Figure 3:174 - ProjectMilestoneRole	205
Figure 3:175 - ProjectRole	205
Figure 3:176 - ProjectStatus	206
Figure 3:177 - ProjectTheme	206
Figure 3:178 - StatusIndicators	207
Figure 3:179 - MilestoneDependency	207
Figure 3:180 - ProjectSequence	208
Figure 3:181 - ProjectActivity	209
Figure 3:182 - ProjectActivityAction	209
Figure 3:183 - ActualProject	210
Figure 3:184 - ActualProjectMilestone	211
Figure 3:185 - ActualProjectMilestoneRole	212
Figure 3:186 - ActualProjectRole	212
Figure 3:187 - Protocol	213
Figure 3:188 - ProtocolStack	214
Figure 3:189 - Standard	214
Figure 3:190 - ProtocolLayer	215
Figure 3:191 - ActualOrganization	216
Figure 3:192 - ActualOrganizationalResource	217
Figure 3:193 - ActualPerson	218
Figure 3:194 - ActualPost	218
Figure 3:195 - ActualResource	219

Figure 3:196 - ActualResponsibility	220
Figure 3:197 - ActualResponsibleResource	220
Figure 3:198 - FieldedCapability	221
Figure 3:199 - ActualOrganizationRole	221
Figure 3:200 - ActualResourceRole	222
Figure 3:201 - ActualResourceRelationship	222
Figure 3:202 - FillsPost	223
Figure 3:203 - ActualService	224
Figure 3:204 - ProvidedServiceLevel	224
Figure 3:205 - ProvidesCompetence	225
Figure 3:206 - RequiredServiceLevel	225
Figure 3:207 - OwnsProcess	226
Figure 3:4 - ActualCondition	233
Figure 3:5 - ActualEnvironment	234
Figure 3:6 - ActualLocation	234
Figure 3:7 - ActualMeasurement	235
Figure 3:8 - ActualMeasurementSet	236
Figure 3:9 - ActualPropertySet	237
Figure 3:161 - ActualRisk	238
Figure 3:240 - AffectableElement	239
Figure 3:167 - Affects	239
Figure 3:168 - AffectsInContext	240
Figure 3:10 - Condition	241
Figure 3:11 - Environment	241
Figure 3:12 - EnvironmentProperty	242
Figure 3:13 - GeoPoliticalExtentType	243
Figure 3:14 - Location	245
Figure 3:15 - LocationHolder	245
Figure 3:16 - MeasurableElement	249
Figure 3:17 - Measurement	250
Figure 3:18 - MeasurementSet	250
Figure 3:169 - Mitigates	251
Figure 3:170 - OwnsRisk	251
Figure 3:171 - OwnsRiskInContext	252
Figure 3:19 - PropertySet	253
Figure 3:162 - Risk	256
Figure 4:1 - Architecture Principles	257
Figure 4:2 - Architecture Views	258
Figure 4:3 - Architecture References	259
Figure 4:4 - Architecture Development Method	259
Figure 4:5 - Architecture Status	259
Figure 4:6 - Dictionary	260
Figure 4:7 - Architecture Parameters	260
Figure 4:8 - Architecture Constraints	261
Figure 4:9 - Architecture Roadmap	261
Figure 4:10 - Architecture Traceability	262

Figure 4:70 - Summary & Overview	263
Figure 4:12 - Strategic Motivation.....	264
Figure 4:1 - Strategic Taxonomy	265
Figure 4:2 - Strategic Structure.....	266
Figure 4:3 - Strategic Connectivity.....	267
Figure 4:16 - Strategic Processes.....	268
Figure 4:4 - Strategic States.....	270
Figure 4:18 - Strategic Information	272
Figure 4:5 - Strategic Constraints	273
Figure 4:6 - Strategic Roadmap: Deployment	274
Figure 4:7 - Strategic Roadmap: Phasing	277
Figure 4:8 - Strategic Traceability	278
Figure 4:9 - Operational Taxonomy	279
Figure 4:10 - Operational Structure	280
Figure 4:11 - Operational Connectivity	283
Figure 4:12 - Operational Processes	286
Figure 4:13 - Operational States	287
Figure 4:14 - Operational Sequences	288
Figure 4:15 - Operational Constraints.....	289
Figure 4:16 - Operational Traceability	290
Figure 4:17 - Services Taxonomy.....	292
Figure 4:18 - Services Structure	295
Figure 4:19 - Services Connectivity	296
Figure 4:20 - Services Processes.....	298
Figure 4:21 - Services States.....	299
Figure 4:22 - Services Sequences	300
Figure 4:23 - Services Constraints.....	301
Figure 4:24 - Services Roadmap.....	303
Figure 4:25 - Services Traceability.....	304
Figure 4:26 - Personnel Taxonomy.....	305
Figure 4:27 - Personnel Structure	306
Figure 4:28 - Personnel Connectivity	308
Figure 4:29 - Personnel Processes	311
Figure 4:30 - Personnel States	312
Figure 4:31 - Personnel Sequences	313
Figure 4:32 - Personnel Constraints: Competence.....	314
Figure 4:33 - Personnel Constraints: Drivers.....	315
Figure 4:34 - Personnel Constraints: Performance	317
Figure 4:35 - Personnel Roadmap: Availability	318
Figure 4:36 - Personnel Roadmap: Evolution.....	319
Figure 4:37 - Personnel Roadmap: Forecast.....	320
Figure 4:38 - Personnel Traceability.....	321
Figure 4:39 - Resources Taxonomy.....	322
Figure 4:40 - Resources Structure.....	324
Figure 4:41 - Resources Connectivity.....	327
Figure 4:42 - Resources Processes.....	329

Figure 4:43 - Resources States.....	330
Figure 4:44 - Resources Sequences	331
Figure 4:45 - Resources Constraints	332
Figure 4:46 - Resources Roadmap: Evolution	333
Figure 4:47 - Resources Roadmap: Forecast	336
Figure 4:48 - Resources Traceability	338
Figure 4:63 - Security Controls.....	339
Figure 4:49 - Security Taxonomy	341
Figure 4:50 - Security Structure.....	343
Figure 4:51 - Security Connectivity.....	345
Figure 4:52 - Security Processes.....	347
Figure 4:53 - Security Constraints	349
Figure 4:54 - Security Traceability	351
Figure 4:55 - Project Taxonomy	352
Figure 4:56 - Project Structure.....	353
Figure 4:57 - Project Connectivity.....	354
Figure 4:58 - Project Processes.....	356
Figure 4:59 - Project Roadmap.....	357
Figure 4:60 - Project Traceability.....	358
Figure 4:61 - Standards Taxonomy.....	359
Figure 4:62 - Standards Structure	360
Figure 4:63 - Standards Roadmap.....	361
Figure 4:64 - Standards Traceability.....	362
Figure 4:65 - Actual Resources Structure	363
Figure 4:66 - Actual Resources Connectivity.....	364
Figure 4:67 - Actual Resources Traceability	364
Figure 4:69 - Requirements	366
Figure 4:84 - Information: Operational Information	368
Figure 4:85 - Information: Resources Information	369
Figure 4:72 - Parameters: Environment	371
Figure 4:73 - Parameters: Measurements	372
Figure 4:88 - Parameters: Risk	373
Figure 2:1 - MapsToCapa	
Ability Stereotype	5
Figure 2:2 - Connector Extension	5
Figure 2:3 - Capabilities Generalization	6
Figure 2:4 - Visualizing «metarelationship»	6
Figure 2:5 - Use of the AchievedEffect «stereotyped relationship» dependency	7
Figure 3:1 - Alias	8
Figure 3:2 - Definition	9
Figure 3:3 - SameAs	9
Figure 3:4 - ActualCondition	10
Figure 3:5 - ActualEnvironment	10
Figure 3:6 - ActualLocation.....	11
Figure 3:7 - ActualMeasurement	12
Figure 3:8 - ActualMeasurementSet	13

Formatted: Default Paragraph Font, Check spelling and grammar

Formatted: Default Paragraph Font, Check spelling and grammar

Formatted: Default Paragraph Font, Check spelling and grammar

Formatted: Default Paragraph Font, Check spelling and grammar

Formatted: Default Paragraph Font, Check spelling and grammar

Formatted: Default Paragraph Font, Check spelling and grammar

Formatted: Default Paragraph Font, Check spelling and grammar

Formatted: Default Paragraph Font, Check spelling and grammar

Formatted: Default Paragraph Font, Check spelling and grammar

Formatted: Default Paragraph Font, Check spelling and grammar

Formatted: Default Paragraph Font, Check spelling and grammar

Formatted: Default Paragraph Font, Check spelling and grammar

Formatted: Default Paragraph Font, Check spelling and grammar

Formatted: Default Paragraph Font, Check spelling and grammar

Figure 4:71 Information Model210
Figure 4:72 Parameters: Environment211
Figure 4:73 Parameters: Measurements212

Formatted: Default Paragraph Font, Check spelling and grammar

Formatted: Default Paragraph Font, Check spelling and grammar

Formatted: Default Paragraph Font, Check spelling and grammar

Preface

OMG

Founded in 1989, the Object Management Group, Inc. (OMG) is an open membership, not-for-profit computer industry standards consortium that produces and maintains computer industry specifications for interoperable, portable and reusable enterprise applications in distributed, heterogeneous environments. Membership includes Information Technology vendors, end users, government agencies and academia. OMG member companies write, adopt, and maintain its specifications following a mature, open process. OMG's specifications implement the Model Driven Architecture® (MDA®), maximizing ROI through a full-lifecycle approach to enterprise integration that covers multiple operating systems, programming languages, middleware and networking infrastructures, and software development environments. OMG's specifications include: UML® (Unified Modeling Language™); CORBA® (Common Object Request Broker Architecture); CWM™ (Common Warehouse Metamodel); and industry-specific standards for dozens of vertical markets. More information on the OMG is available at <http://www.omg.org/>.

OMG Specifications

As noted, OMG specifications address middleware, modeling and vertical domain frameworks. All OMG Specifications are available from this URL: <http://www.omg.org/spec>

Specifications are organized by the following categories:

Business Modeling Specifications^{1,2}

Middleware Specifications

- CORBA/IIOP
- Data Distribution Services
- Specialized CORBA IDL/Language Mapping Specifications

Modeling and Metadata Specifications

- UML, MOF, CWM, XMI
- UML Profile Specifications

Platform Independent Model (PIM) - Platform Specific Model (PSM) - Interface Specifications

- CORBAServices
- CORBAFacilities
- OMG Domain Specifications
- CORBA Embedded Intelligence Specifications
- CORBA Security Specifications

All of OMG's formal specifications may be downloaded without charge from our website. (Products implementing OMG specifications are available from individual suppliers.) Copies of specifications, available in PostScript and PDF format, may be obtained from the Specifications Catalog cited above or by contacting the Object Management Group, Inc. at: OMG Headquarters 109 Highland Avenue, Needham, MA 02494 USA Tel: +1- 781-444-0404 Fax: +1-781-444-0320 Email: pubs@omg.org

Certain OMG specifications are also available as ISO standards. Please consult <http://www.iso.org>

Typographical Conventions

The type styles shown below are used in this document to distinguish programming statements from ordinary English. However, these conventions are not used in tables or section headings where no distinction is necessary.

Times/Times New Roman - 10 pt.: Standard body text

Helvetica/Arial - 10 pt. Bold: OMG Interface Definition Language (OMG IDL) and syntax elements.

Courier - 10 pt. Bold: Programming language elements.

Helvetica/Arial - 10 pt: Exceptions

Note – Terms that appear in *italics* are defined in the glossary. Italic text also represents the name of a document, specification, or other publication.

Issues

All OMG specifications are subject to continuous review and improvement. As part of this process, we encourage readers to report any ambiguities, inconsistencies, or inaccuracies they may find by completing the Issue Reporting Form listed on the main web page <http://www.omg.org>, under Documents, Report a Bug/Issue (<http://issues.omg.org/issues/create-new-issue>).

1. Introduction

1.1 Overview

This document is a normative supplement to the UAF DMM document ([e4jdtc/2021+9_1106-01+6](#)).

This document specifies a UAF profile to enable practitioners to express architectural model elements and organize them in a set of domains, model kinds, and view specification (specified in the UAF DMM) that support the specific needs of end users in defense and commercial industry.

[UAFP-UAFML 1.1-2](#) defines a set of stereotypes and model elements and relationships to satisfy the requirements of the UPDM 3.0 RFP and the UAF DMM. The profile specification documents the language architecture in terms of UML profiling mechanism.

A number of [UAFP-UAFML](#) stereotypes inherit from SysML stereotypes where reuse of SysML semantics is necessary. The reusable portions of the SysML specification are not included directly in the specification but are made explicit through the stereotype inheritance.

Formatted: Not Highlight

Formatted: Not Highlight

Formatted: Not Highlight

Formatted: Not Highlight

Commented [AM2]: [UAF12-29](#)

Commented [AM3]: [UAF12-29](#)

2. Additional Information

2.1 Language Architecture

The [UAF-Profile-Modeling Language \(UAFML\)](#) specification reuses a subset of UML 2.5.1 and SysML 1.5-6 and provides additional extensions needed to address requirements in the UPDM 3.0 RFP Mandatory Requirements. Those requirements form the basis for this document. This document describes the language architecture in terms of the UML 2.5.1 and SysML 1.5-6 parts that are reused and the defined UML 2.5.1 extensions; and specifies how to implement [UAF-Profile-ML](#). This clause explains design principles and how they are applied to define the [UAF-Profile-ML](#) architecture.

Commented [AM4]: [UAF12-29](#)

Commented [AM5]: [UAF12-29](#)

Commented [AM6]: [UAF12-29](#)

2.2 Core Principles

The fundamental design principles for [UAF-Profile-ML](#) are:

- **Requirements-driven:** [UAF-Profile-ML](#) is intended to satisfy the requirements of the UPDM 3.0 RFP Mandatory Requirements.
- **UAF Domain Metamodel (DMM) driven:** The DMM served as a foundation for profile development.
- **Reuse of existing specifications:** [UAF-Profile-ML](#) reuses UML/SysML wherever practical to satisfy the requirements of the [UAF-UPDM](#) 3.0 RFP and leverage features from both UML and SysML to provide a robust modeling capability. Consequently, [UAF-Profile-ML](#) is intended to be relatively easy to implement for vendors who support UML 2.x and SysML 1.x.
- **Compliance levels:** [UAF-Profile-ML](#) has a single compliance level based upon a combination of the reuse of UML and SysML elements. It is expected that the views that are created as result of this profile have frames that reflect the underlying SysML diagram type that is used as the basis for the view. It also expected that the graphical notation used to display elements within those views correspond to the standard SysML graphical notation of the SysML/UML metaclass that the stereotype extends.
- **Interoperability:** [UAF-Profile-ML](#) inherits the XMI interchange capability from UML. The [UAF-Profile-ML](#) specification reuses a subset of UML 2.5.1 and provides additional extensions needed to address requirements in the UPDM 3.0 RFP Mandatory Requirements.

Commented [AM7]: [UAF12-29](#)

Commented [AM8]: [UAF12-29](#)

Commented [AM9]: [UAF12-29](#)

Commented [AM10]: [UAF12-29](#)

Commented [AM11]: [UAF12-29](#)

Commented [AM12]: [UAF12-29](#)

Commented [AM13]: [UAF12-29](#)

Commented [AM14]: [UAF12-29](#)

2.3 Representing Stereotype Constraints

The [UAF-Profile-Modeling Language](#) uses an enhanced standard notation to represent metaconstraints graphically in the [UAFML-profile](#) diagrams to improve readability of the [UAF-Profile-ML](#) specification and overcome limitations of being unable to visualize constraints diagrammatically in UML.

Commented [AM15]: [UAF12-29](#)

Commented [AM16]: [UAF12-29](#)

Commented [AM17]: [UAF12-29](#)

Commented [AM18]: [UAF12-29](#)

The metaconstraints appears in the [UAFMLP](#) specification diagrams for visualization purposes only, however the representation in the XMI is as a UML constraint, specified in structured English. These constraints are implementable in a tool, by OCL for example.

A simple UML profile defines these metaconstraints.

The following subsections detail the metaconstraint profile definition within the [UAF-profile-ML profile](#).

Commented [AM19]: [UAF12-29](#)

2.3.1 Metaconstraint dependency

«metaconstraint» is a stereotype that extends the Dependency metaclass. It is used to specify constrained elements within the profile.

A sample of the «metaconstraint» dependency is a diagram for stereotype extending the Dependency metaclass.

MapsToCapability is a [UAFMLP](#) stereotype that extends Abstraction (a type of Dependency in UML). The constraint on this stereotype is that its client end must be stereotyped by an Activity (which is abstract) and its supplier end must be stereotyped by a Capability. But as it is not possible to show this constraint graphically the diagram does not communicate the needed information. We then use the "metaconstraint" dependency to visualize the constraint.

Commented [AM20]: [UAF12-29](#)

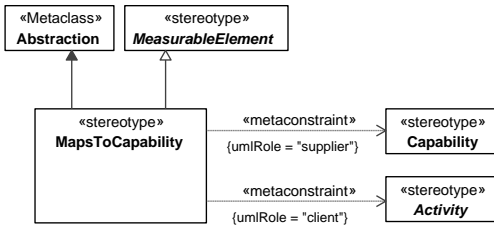


Figure 2:1 – MapsToCapability Stereotype

With the metaconstraint dependency added to the diagram (see Figure 1) which shows that MapsToCapability is a stereotype extending the Abstraction metaclass, that inherits the properties of a MeasurableElement and is used for modeling a relationship between an Activity (or its specializations) and a Capability (or its specializations). A Dependency stereotyped MapsToCapability must have its values for the client property stereotyped as an Activity, and its values for the supplier property must be stereotyped Capability.

Note – When stereotype extends Connector, the stereotype property umlRole has values "end[0].role" and "end[1].role." For example:

This is done because Connector has no direct "linkage" to the connected element; it links to the Connector Ends, which references the linked element. So, end[n] gives the reference to the ConnectorEnd, and role gives the reference to the linked element.

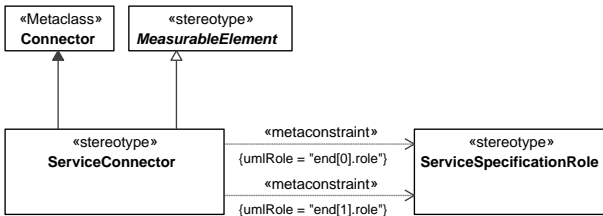


Figure 2:1 – Connector Extension

2.3.2 Metarelationship dependency

«metarelationship» is a stereotype for dependency, showing that certain domain concepts will be implemented using regular UML relationships.

For example: A Capability may depend on other Capabilities or be subtype of a Capability, but this concept cannot be visualized on the diagram:

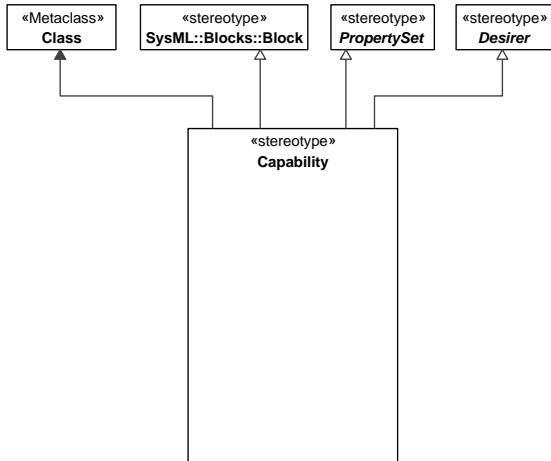


Figure 2:3 – Capabilities Generalization

We are using the «metarelsationship» dependency to visualize the dependency and the generalization concept.

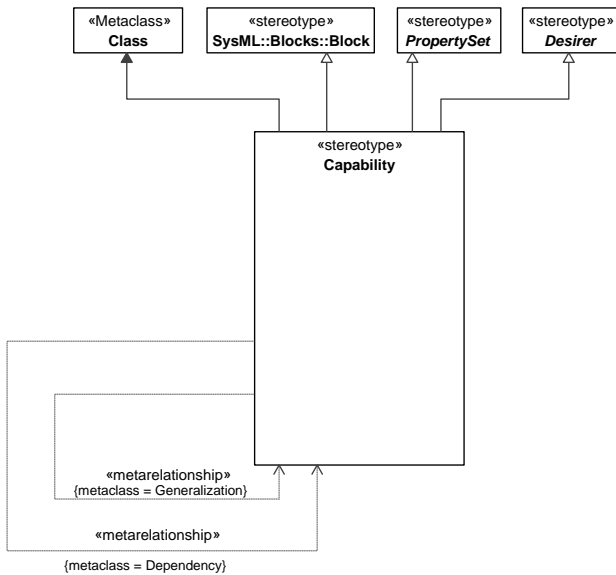


Figure 2:4 – Visualizing «metarelsationship»

This diagram should be read as follows:

Capability may have other Capabilities related to it, using the UML Dependency metaclass and it may have sub types of Capabilities related to it, using the the UML Generalization metaclass.

The «metarelationship» dependency will appear only in the specification diagrams, but not the profile XMI.

2.3.3 Stereotyped relationship dependency

Although the «metarelationship» dependency creates a good way to show the constrained ends of the stereotyped relationship, it also creates some overhead when showing the relationship between two stereotypes.

For example, Figure 5 below shows that elements of subtype Achiever have a stereotyped relationship called AchievedEffect with elements of type ActualState.

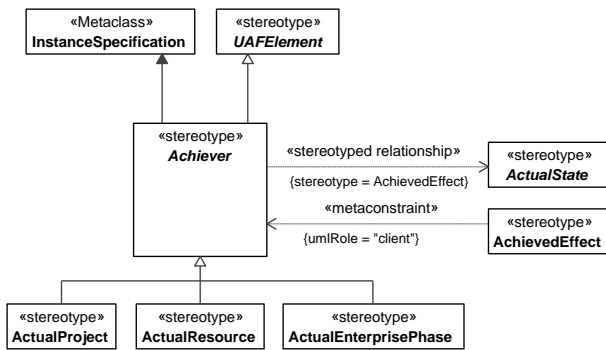


Figure 2:2 – Use of the AchievedEffect «stereotyped relationship» dependency

3. UAF Stereotypes

UAFML profileP imports the entire SysML profile. This is intended to provide more seamless integration with system modeling using SysML and to be able to fully leverage the capabilities of SysML in UAFMLP. An example of this is the integration of Requirements into the UAFMLP and also the use of Parametric Diagrams and integration of elements based upon instance specifications to allow the assessment of measures within an architecture developed using UAFMLP.

Commented [AM21]: UAF12-29

Commented [AM22]: UAF12-29

Commented [AM23]: UAF12-29

Commented [AM24]: UAF12-29

3.1 UAF

UAF is top level profile root.

3.1.1 UAF::Dictionary

Stakeholders: Architects, users of the architecture, Capability Owners, Systems Engineers, Solution Providers,

Concerns: Definitions for all the elements in the architecture, libraries of environments and measurements,

Definition: Presents all the elements used in an architecture. Can be used specifically to capture:

— a. elements and relationships that are involved in defining the environments applicable to capability, operational concept or set of systems.

— b. measurable properties that can be used to support analysis such as KPIs, MoEs, TPIs etc.

Commented [AM25]: UAF12-54

Moved to subsection of 3.1.1 called UAF::Architecture Management::Information.

Alias

Package: Dictionary

isAbstract: No

Generalization: MeasurableElement

Extension: Comment

Description

A metamodel Artifact used to define an alternative name for an element.

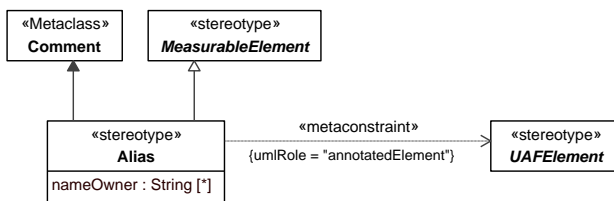


Figure 3-1 - Alias

Attributes

nameOwner : String[*] Someone or something that uses this alternative name.

Constraints

[*].Alias.annotatedElement Value for the annotatedElement metaproperty must be stereotyped by the specialization of «UAFElement».

Definition

Package: Dictionary

isAbstract: No

Generalization: MeasurableElement

Extension: Comment

Description

A comment containing a description of an element in the architecture.

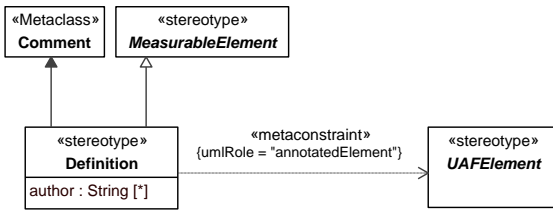


Figure 3:2 -- Definition

Attributes

author : String[*] The original or current person (architect) responsible for the Definition.

Constraints

[1] Definition.annotatedElement Value for the annotatedElement metaproperty must be stereotyped by the specialization of «UAFElement».

SameAs

Package: Dictionary

isAbstract: No

Generalization: MeasurableElement

Extension: Dependency

Description

A dependency relationship that asserts that two elements refer to the same real world thing.

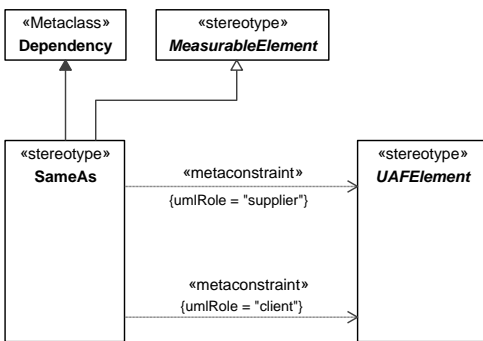


Figure 3:3 -- SameAs

Constraints

[1] SameAs.client Values for the client metaproperty must be stereotyped by the specialization of «UAFElement».

[2] SameAs.supplier Values for the supplier metaproperty must be stereotyped by the specialization of «UAFElement».

3.1.53 UAF::Parameters

ActualCondition

Package: Parameters

Unified Architecture Framework Modeling Language (UAFML) Version 1.2 Unified Architecture Framework Profile (UAFP) Version 1.1

isAbstract: No

Generalization: ActualPropertySet

Extension: InstanceSpecification

Description

An actual-situation with respect to circumstances under which an OperationalActivity, Function or ServiceFunction can be performed.

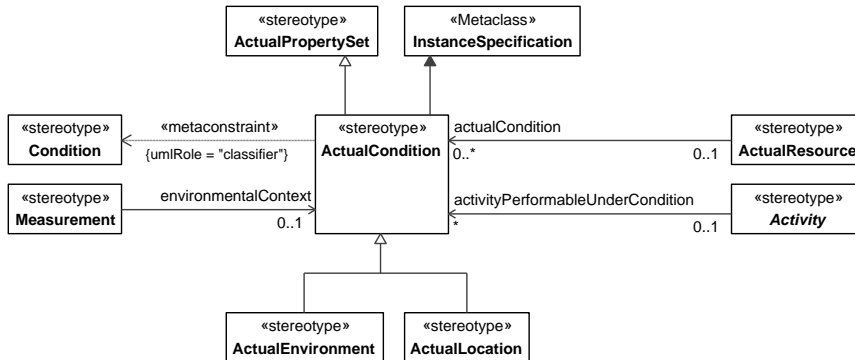


Figure 3:4 - ActualCondition

Constraints

[+] ActualCondition.classifier Value for the classifier-metaproperty has to be stereotyped «Condition» or its specializations.

ActualEnvironment

Package: Parameters

isAbstract: No

Generalization: ActualCondition

Extension: InstanceSpecification

Description

Actual circumstances of an Environment.

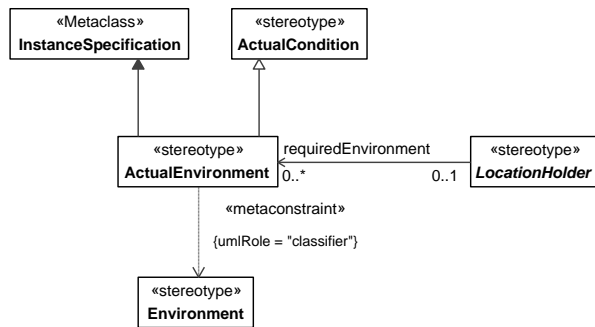


Figure 3:5 - ActualEnvironment

Constraints

[1] ActualEnvironment.classifier Value for the classifier metaproperty has to be stereotyped «Environment» or its specializations.

ActualLocation

Package: Parameters

isAbstract: No

Generalization: ActualCondition

Extension: InstanceSpecification

Description

A physical location, for example using text to provide an address, Geo-coordinates, etc.

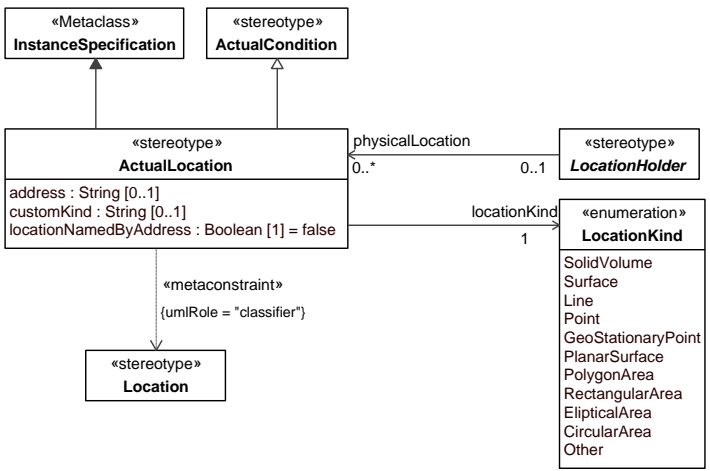


Figure 3:6 -- ActualLocation

Attributes

- address : String[0..1] String describing the address of the ActualLocation, i.e. "1600 Pennsylvania avenue", "The White House"
- customKind : String[0..1] String describing a location kind that is not in the LocationKind enumerated list
- locationNamedByAddress : Boolean[1] Boolean that indicates if the ActualLocation address is embedded in the ActualLocation name. By default = false.

Associations

- locationKind : LocationKind[1] Enumerated value describing the kind of ActualLocation.

Constraints

[1] ActualLocation.classifier Classifier metaproperty value must be stereotyped «Location» or its specializations.

ActualMeasurement

Package: Parameters

isAbstract: No

Generalization: ActualState

Extension: Slot

Description

An actual value that is applied to a Measurement.

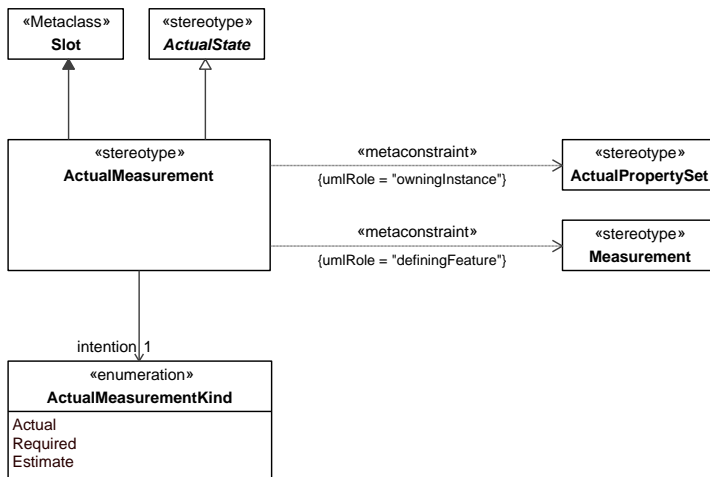


Figure 3:7 – ActualMeasurement

Associations

intention : ActualMeasurementKind[1] Enumerated value describing the intent of the ActualMeasurement.

Constraints

[1] ActualMeasurement.definingFeature Value for the definingFeature metaproperty must be stereotyped «Measurement» or its specializations.

[2] ActualMeasurement.owningInstance Value for the owningInstance metaproperty must be stereotyped «ActualPropertySet» or its specializations.

ActualMeasurementKind

Package: Parameters

isAbstract: No

Description

Enumeration of the possible kinds of ActualMeasurement. Its enumeration literals are:

- Actual Indicates that the ActualMeasurement associated with the ActualMeasurementKind is a realworld value.
- Required Indicates that the ActualMeasurement associated with the ActualMeasurementKind is a value that is expected to be achieved.
- Estimate Indicates that the ActualMeasurement associated with the ActualMeasurementKind is an estimate of a realworld value.

ActualMeasurementSet

Package: Parameters

isAbstract: No

Generalization: ActualPropertySet

Extension: InstanceSpecification

Description

A set of ActualMeasurements.

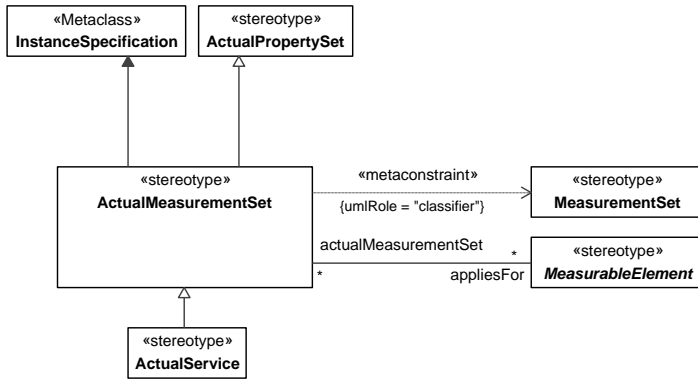


Figure 3:8 -- ActualMeasurementSet

Associations

appliesFor : MeasurableElement[*] Relates the ActualMeasurementSet to the elements that are being measured.

Constraints

[1] ActualMeasurementSet.classifier Classifier metaproperty value must be stereotyped «MeasurementSet» or its specializations.

[2] ActualMeasurementSet.slot Value for the slot metaproperty must be stereotyped «ActualMeasurement» or its specializations.

ActualPropertySet

Package: Parameters

isAbstract: No

Generalization: ActualState

Extension: InstanceSpecification

Description

A set or collection of Actual properties.

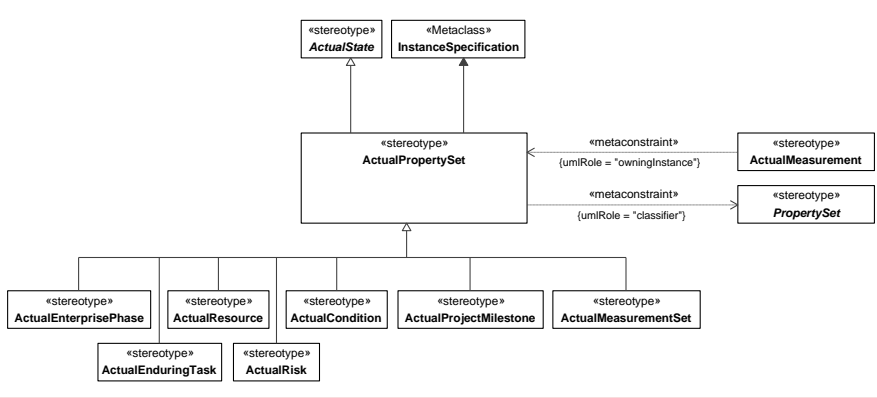


Figure 3:9 – ActualPropertySet

Constraints

[1] ActualPropertySet.classifier Value for the classifier metaproperty must be stereotyped by the specialization of «PropertySet».

Condition

Package: Parameters

isAbstract: No

Generalization: PropertySet, ValueType

Extension: DataType

Description

A type that defines the Location, Environment and/or GeoPoliticalExtent.

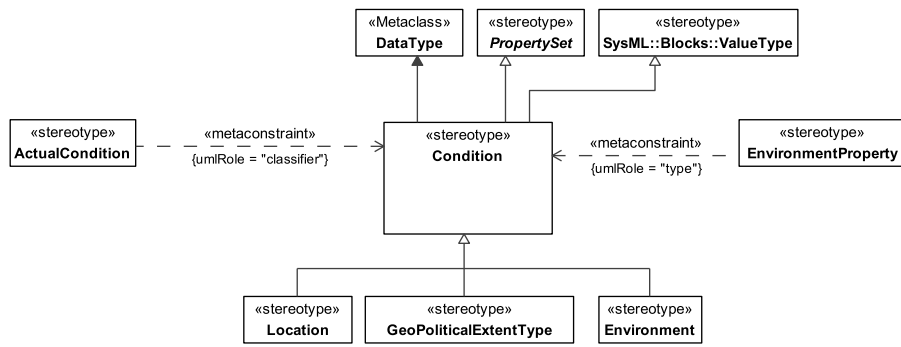


Figure 3:10 – Condition

Environment

Package: Parameters

isAbstract: No

Generalization: Condition

Extension: DataType

Description

A definition of the environmental factors in which something exists or functions. The definition of an Environment element can be further defined using EnvironmentKind.

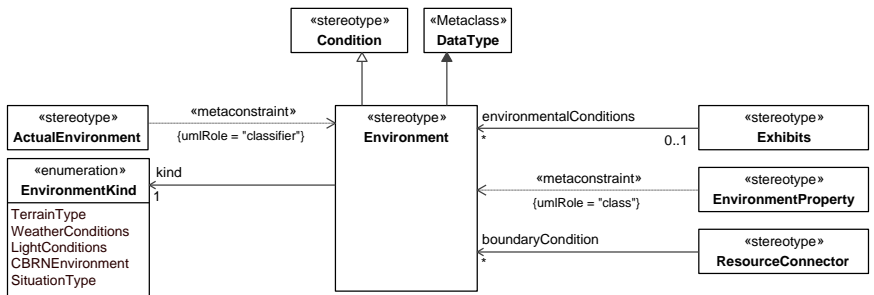


Figure 3:11 – Environment

Associations

kind : EnvironmentKind[1] Captures the kind of Environment.

EnvironmentKind

Package: Parameters

isAbstract: No

Description

Enumeration of the possible kinds of Environment. Its enumeration literals are:

- TerrainType—Indicates that the Environment associated with EnvironmentKind captures a kind of terrain used to describe the terrain state of an environment at a particular time (e.g. muddy, frozen ground, deep snow, etc.).
- WeatherConditions—Indicates that the Environment associated with EnvironmentKind captures a kind of weather condition (e.g. Typhoon, Hurricane, Very Hot, Humid etc.).
- LightConditions—Indicates that the Environment associated with EnvironmentKind captures a kind of light condition (e.g. broad daylight, dusk, moonlit, etc.).
- CBRNEnvironment—Indicates that the Environment associated with EnvironmentKind is of a Chemical, Biological, Radiological or Nuclear (CBRN) kind.
- SituationType—Indicates that the Environment associated with EnvironmentKind captures a kind of situation used to describe the types and levels of threat (e.g. Corrosive, Fire, Smoke, Peaceful etc.).

EnvironmentProperty

Package: Parameters

isAbstract: No

Generalization: MeasurableElement

Extension: Property

Description

A property of an Environment that is typed by a Condition. The kinds of Condition that can be represented are Location, GeoPoliticalExtentType and Environment.

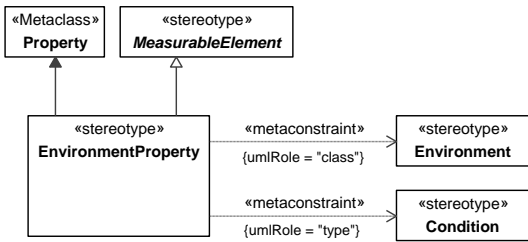


Figure 3:12 – EnvironmentProperty

Constraints

- [1] EnvironmentalProperty.class: Value for the class metaproperty must be stereotyped «Environment» or its specializations.
- [2] EnvironmentalProperty.type: Value for the type property must be stereotyped «Condition» or its specializations.

GeoPoliticalExtentType

Package: Parameters

isAbstract: No

Generalization: ResourceExchangeItem, OperationalExchangeItem, Condition

Extension: DataType

Description

A type of geospatial extent whose boundaries are defined by declaration or agreement by political parties.

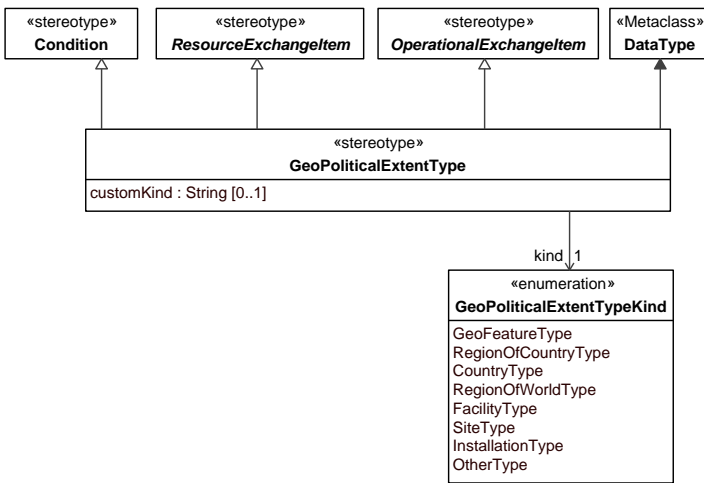


Figure 3:13 – GeoPoliticalExtentType

Attributes

- customKind : String[0..1] Captures the kind of GeoPoliticalExtentType if the GeoPoliticalExtentTypeKind has been set to "OtherType".

Associations

kind : GeoPoliticalExtentTypeKind[] Captures the kind of GeopoliticalExtentType.

GeoPoliticalExtentTypeKind

Package: Parameters

isAbstract: No

Description

Enumeration of the possible kinds of GeoPoliticalExtentType. Its enumeration literals are:

- GeoFeatureType—Indicates that the GeoPoliticalExtentType associated with the GeoPoliticalExtentTypeKind is a type of object that encompasses meteorological, geographic, and control features mission significance.
- RegionOfCountryType—Indicates that the GeoPoliticalExtentType associated with the GeoPoliticalExtentTypeKind is a type of large, usually continuous segment of a political state, nation or its territory.
- CountryType—Indicates that the GeoPoliticalExtentType associated with the GeoPoliticalExtentTypeKind is a type of political state, nation or its territory.
- RegionOfWorldType—Indicates that the GeoPoliticalExtentType associated with the GeoPoliticalExtentTypeKind is a type of large, usually continuous segment of a surface or space; area.
- FacilityType—Indicates that the GeoPoliticalExtentType associated with the GeoPoliticalExtentTypeKind is a type of a real property entity consisting of underlying land and one or more of the following: a building, a structure (including linear structures), a utility system, or pavement.
- SiteType—Indicates that the GeoPoliticalExtentType associated with the GeoPoliticalExtentTypeKind is a type of Physical (geographic) location that is or was owned by, leased to, or otherwise possessed. Each site is assigned to a single installation. A site may exist in one of three forms: (1) Land only, where there are no facilities present and where the land consists of either a single land parcel or two or more contiguous land parcels. (2) Facility or facilities only, where the underlying land is neither owned nor controlled by the government. A stand alone facility can be a site. If a facility is not a stand alone facility, it must be assigned to a site. (3) Land and all the facilities thereon, where the land consists of either a single land parcel or two or more contiguous land parcels.
- InstallationType—Indicates that the GeoPoliticalExtentType associated with the GeoPoliticalExtentTypeKind is a type of base, camp, post, station, yard, center, or other activity, including leased facilities, without regard to the duration of operational control. An installation may include one or more sites.
- OtherType—Indicates that the GeoPoliticalExtentType associated with the GeoPoliticalExtentTypeKind is a type not covered by the standard GeoPoliticalExtentTypeKinds.

Location

Package: Parameters

isAbstract: No

Generalization: ConceptItem, Condition

Extension: DataType

Description

A specification of the generic area in which a LocationHolder is required to be located.

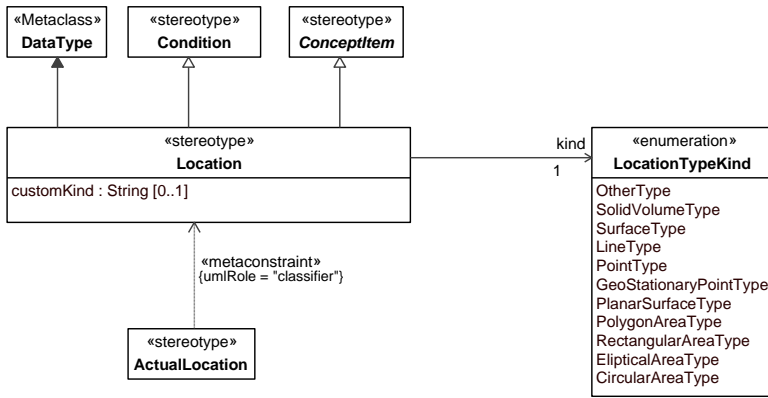


Figure 3:14 – Location

Attributes

`customKind : String [0..1]` Captures the kind of Location if the LocationTypeKind has been set to "OtherType".

Associations

`kind : LocationTypeKind [1]` Captures the kind of Location.

LocationHolder

Package: Parameters

isAbstract: Yes

Generalization: UAFElement

Extension: Element

Description

Abstract grouping used to define elements that are allowed to be associated with a Location.

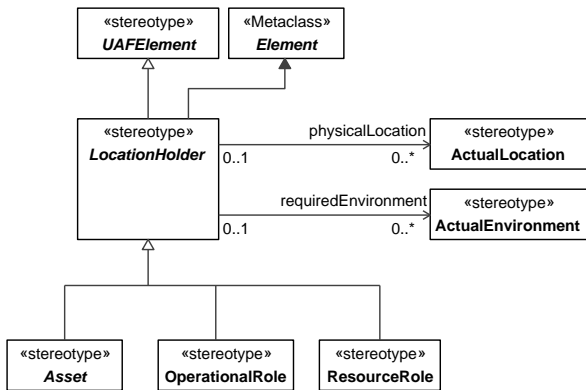


Figure 3:15 – LocationHolder

Associations

`physicalLocation` : `ActualLocation`[0..*]

Relates a `LocationHolder` (i.e. `OperationalPerformer`, `OperationalRole`, `ResourceRole` etc.) to its `ActualLocation`.

`requiredEnvironment` : `ActualEnvironment`[0..*]

Relates a `LocationHolder` (i.e. `OperationalPerformer`, `OperationalRole`, `ResourceRole` etc.) to the `Environment` in which it is required to perform/be used.

LocationKind

Package: Parameters

isAbstract: No

Description

Enumeration of the possible kinds of location applicable to an `ActualLocation`. Its enumeration literals are:

- `SolidVolume`—Indicates that the `ActualLocation` associated with the `LocationKind` is the amount of space occupied by a three-dimensional object of definite shape; not liquid or gaseous.
- `Surface`—Indicates that the `ActualLocation` associated with the `LocationKind` is a portion of space having length and breadth but no thickness or regards to time.
- `Line`—Indicates that the `ActualLocation` associated with the `LocationKind` is a geometric figure formed by a point moving along a fixed direction and the reverse direction.
- `Point`—Indicates that the `ActualLocation` associated with the `LocationKind` is a unidimensional Individual.
- `GeoStationaryPoint`—Indicates that the `ActualLocation` associated with the `LocationKind` is a unidimensional Individual.
- `PlanarSurface`—Indicates that the `ActualLocation` associated with the `LocationKind` is a two-dimensional portion of space.
- `PolygonArea`—Indicates that the `ActualLocation` associated with the `LocationKind` is a space enclosed by a polygon.
- `RectangularArea`—Indicates that the `ActualLocation` associated with the `LocationKind` is a space enclosed by a rectangle.
- `EllipticalArea`—Indicates that the `ActualLocation` associated with the `LocationKind` is a space enclosed by an ellipse.
- `CircularArea`—Indicates that the `ActualLocation` associated with the `LocationKind` is a space enclosed by a circle.
- `Other`—Indicates that the `ActualLocation` associated with the `LocationKind` is a `LocationKind` that is not on the enumerated list.

LocationTypeKind

Package: Parameters

isAbstract: No

Description

Enumeration of the possible kinds of location-type that are applicable to a `Location`. Its enumeration literals are:

- `OtherType`—Indicates that the `Location` associated with the `LocationTypeKind` describes a type of is a `LocationKindType` that is not on the enumerated list.
- `SolidVolumeType`—Indicates that the `Location` associated with the `LocationTypeKind` describes a type of amount of space occupied by a three-dimensional object of definite shape; not liquid or gaseous.
- `SurfaceType`—Indicates that the `Location` associated with the `LocationTypeKind` describes a type of portion of space having length and breadth but no thickness or regards to time.
- `LineType`—Indicates that the `Location` associated with the `LocationTypeKind` describes a type of geometric figure formed by a point moving along a fixed direction and the reverse direction.
- `PointType`—Indicates that the `Location` associated with the `LocationTypeKind` describes a type of unidimensional Individual.
- `GeoStationaryPointType`—Indicates that the `Location` associated with the `LocationTypeKind` describes a type of unidimensional Individual.
- `PlanarSurfaceType`—Indicates that the `Location` associated with the `LocationTypeKind` describes a type of is a two-dimensional portion of space.

- PolygonAreaType—Indicates that the Location associated with the LocationTypeKind describes a type of space enclosed by a polygon.
- RectangularAreaType—Indicates that the Location associated with the LocationTypeKind describes a type of space enclosed by a rectangle.
- EllipticalAreaType—Indicates that the Location associated with the LocationTypeKind describes a type of space enclosed by an ellipse.
- CircularAreaType—Indicates that the Location associated with the LocationTypeKind describes a type of space enclosed by a circle.

MeasurableElement

Package: Parameters

isAbstract: Yes

Generalization: UAFElement

Extension: Element

Description

Abstract grouping for elements that can be measured by applying MeasurementSets to them.

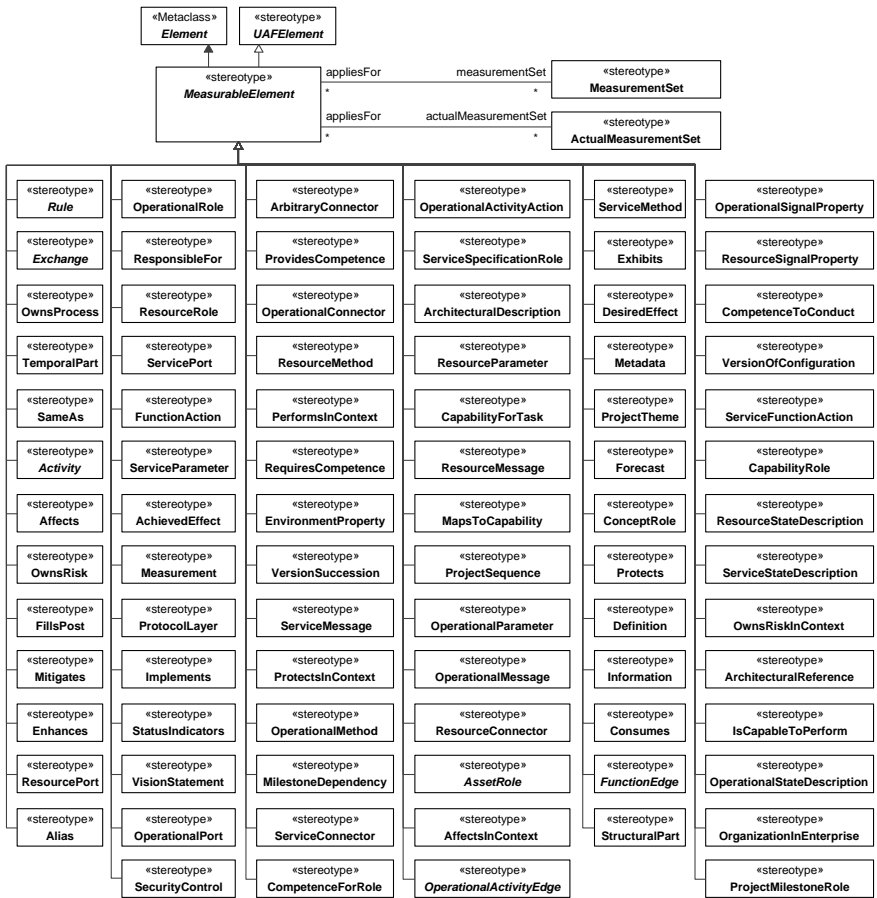


Figure 3-16 – MeasurableElement

Associations

- actualMeasurementSet : ActualMeasurementSet[*] Relates the MeasurableElement to the ActualMeasurementSet that provides its ActualMeasurements.
- measurementSet : MeasurementSet[*] Relates the MeasurableElement to the MeasurementSet that provides its Measurements by which it can be measured.

Measurement

Package: Parameters

isAbstract: No

Generalization: MeasurableElement

Extension: Property

Description

A property of an element representing something in the physical world, expressed in amounts of a unit of measure.

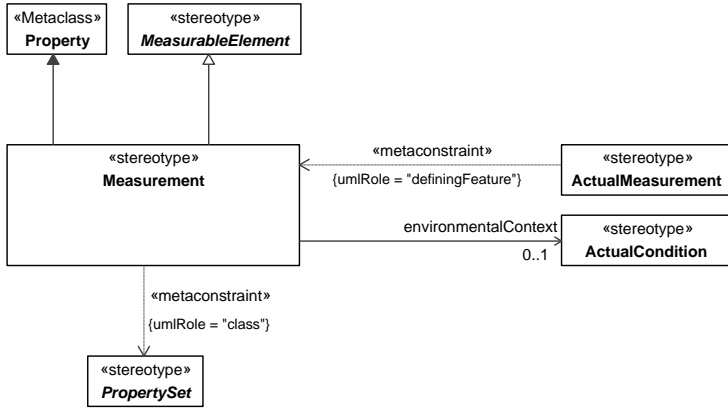


Figure 3:17 – Measurement

Associations

environmentalContext : ActualCondition[0..1] Relates the Measurement to the Condition (which provides the environmentalContext) under which the Measurement is expected to be taken.

Constraints

[1] Measurement.class Value for the class metaproperty must be stereotyped by the specialization of «PropertySet».

MeasurementSet

Package: Parameters

isAbstract: No

Generalization: PropertySet, ValueType

Extension: DataType

Description

A collection of Measurements.

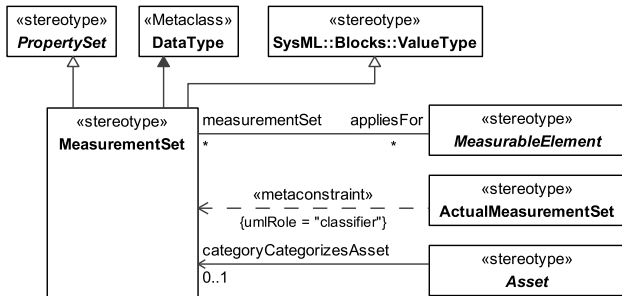


Figure 3:18 – MeasurementSet

Associations

appliesFor: MeasurableElement[*] Relates the MeasurementSet to the MeasurableElement that it is applicable to.

PropertySet

Package: Parameters

isAbstract: Yes

Generalization: UAFElement

Extension: Element

Description

An abstract grouping of architectural elements that can own Measurements.

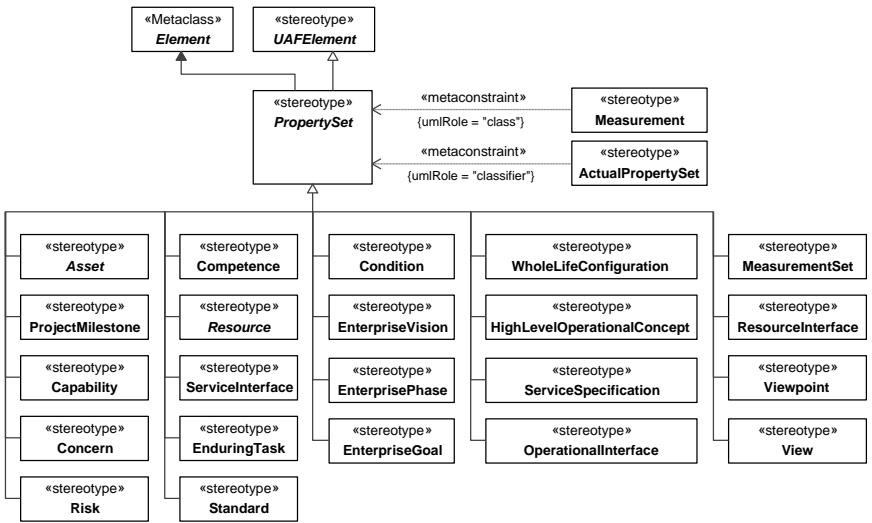


Figure 3:19 – PropertySet

Commented [AM26]: UAF12-54
Moved to the section 3.1.12

3.1.3663.1.1 UAF:: Architecture ManagementMetadata

Stakeholders: Enterprise Architects, people who want to discover the architecture, Technical Managers.

Concerns: Captures meta-data relevant to the entire architecture

Definition: Provide information pertinent to the entire architecture. Present supporting information rather than architectural models.

Commented [AM27]: UAF12-54

UAF:: Architecture ManagementMetadata::Taxonomy

Contains the elements that contribute to the Architecture ManagementMetadata Taxonomy ViewpointView Specification.

Commented [AM28]: UAF12-54

Commented [AM29]: UAF12-41

ActualState

Package: Taxonomy

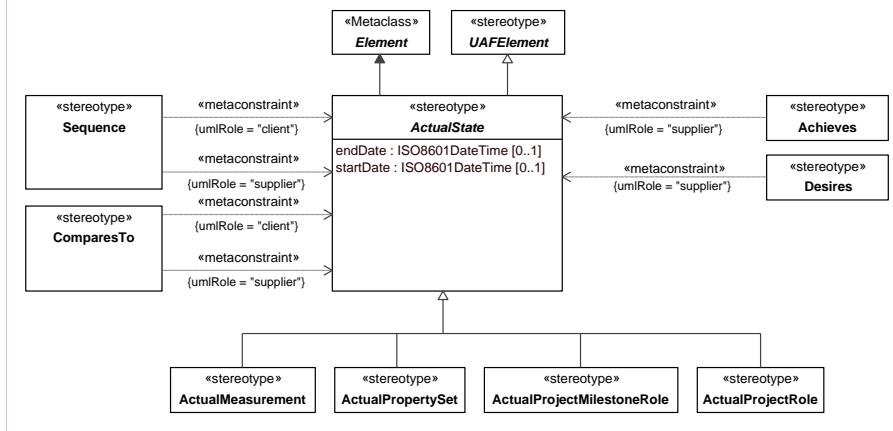
isAbstract: Yes

Generalization: UAFElement

Extension: Element

Description

Abstract element that applies temporal extent to a set of elements realized as Instance Specifications.



Commented [AM30]: [UAF12-48](#)
[UAF12-11](#)
[UAF12-117](#)

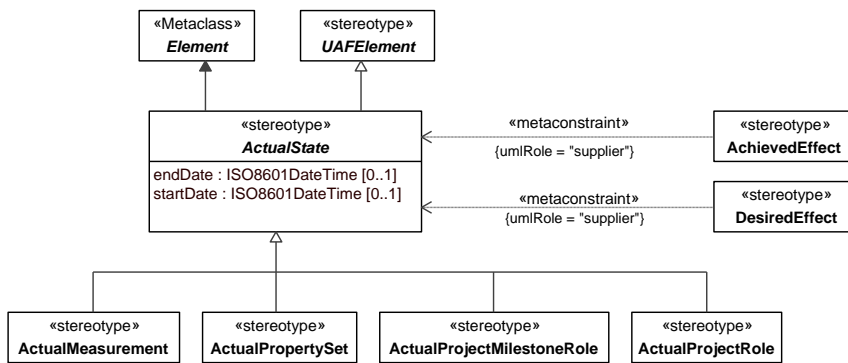


Figure 3:20 - ActualState Attributes

endDate : ISO8601DateTime[0..1] End time for all "actual" elements.
 startDate : ISO8601DateTime[0..1] Start time for all "actual" elements.

ISO8601DateTime

Package: Taxonomy

isAbstract: No

Generalization: [UAFElement](#)

Extension: LiteralString

Description

A date and time specified in the ISO8601 date-time format including timezone designator (TZD): YYYY-MM-DDThh:mm:ssTZD.

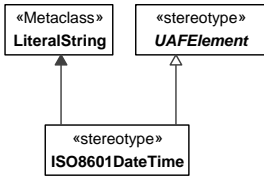


Figure 3:21 - ISO8601DateTime

UAF::Architecture ManagementMetadata::Connectivity

Contains the elements that contribute to the [Architecture ManagementMetadata](#) Connectivity [ViewpointView Specification](#).

- Commented [AM31]: [UAF12-54](#)
- Commented [AM32]: [UAF12-54](#)
- Commented [AM33]: [UAF12-41](#)

Exchange

Package: Connectivity

isAbstract: Yes

Generalization: [MeasurableElement](#), [ItemFlow](#), [SubjectOfSecurityConstraint](#)

Extension: [InformationFlow](#)

Description

Abstract grouping for [OperationalExchanges](#) and [ResourceExchanges](#) that exchange [Resources](#).



Commented [AM34]: [UAF12-33](#) Service Exchange
[UAF12-52](#) Strategic Exchange

Figure 3:22 - Exchange

Resource

Package: Connectivity

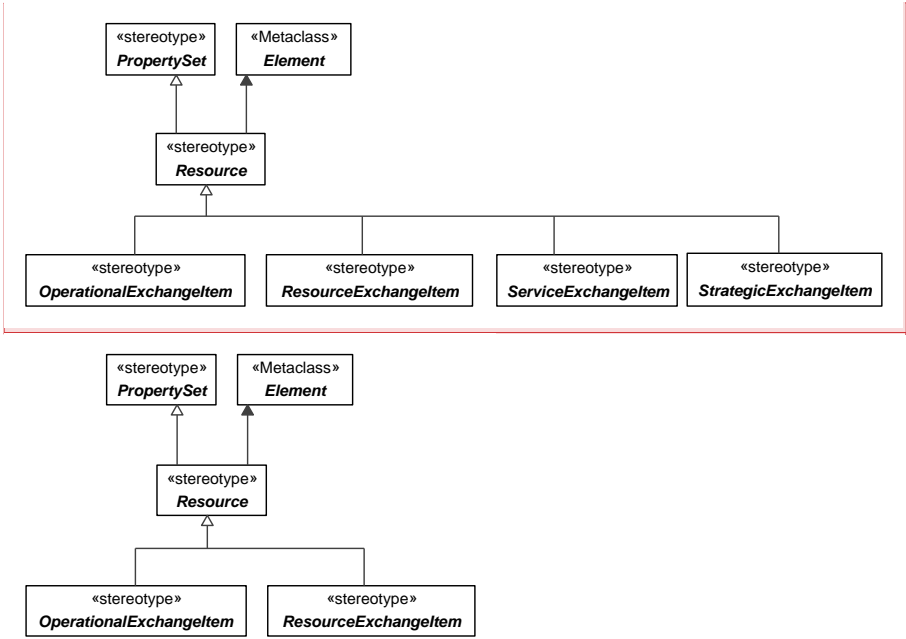
isAbstract: Yes

Generalization: [PropertySet](#)

Extension: Element

Description

Abstract element grouping for all elements that can be conveyed by an Exchange.



Commented [AM35]: [UAF12-33](#) Service Exchange
[UAF12-52](#) Strategic Exchange

Figure 3:23 - Resource

UAF::Architecture Management Metadata::Processes

Contains the elements that contribute to the [Architecture Management Metadata Processes Viewpoint View Specification](#).

Commented [AM36]: [UAF12-54](#)

Commented [AM37]: [UAF12-54](#)

Commented [AM38]: [UAF12-41](#)

Activity

Package: Processes

isAbstract: Yes

Generalization: [MeasurableElement](#), [AffectableElement](#)

Commented [AM39]: [UAF12-51](#)

Extension: Activity

Description

An abstract element that represents a behavior or process (i.e. a Function or OperationalActivity) that can be performed by a Performer.

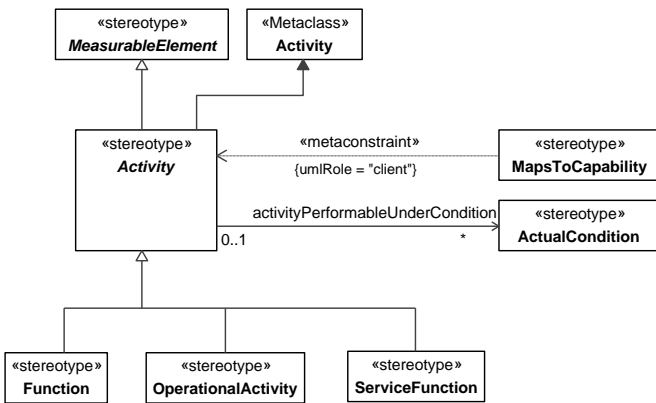
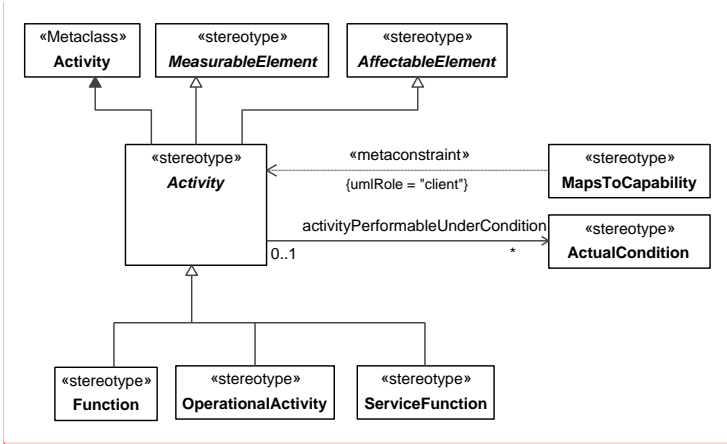


Figure 3:24 - Activity

Associations

activityPerformableUnderCondition : ActualCondition[*] The environment under which an activity is performed.

CapableElement

Package: Processes

isAbstract: Yes

Generalization: [UAFEElement](#)

Extension: Element

Description

An abstract type that represents a structural element that can exhibit capabilities.

Commented [AM41]: [UAF12-15](#)
[UAF12-33](#)

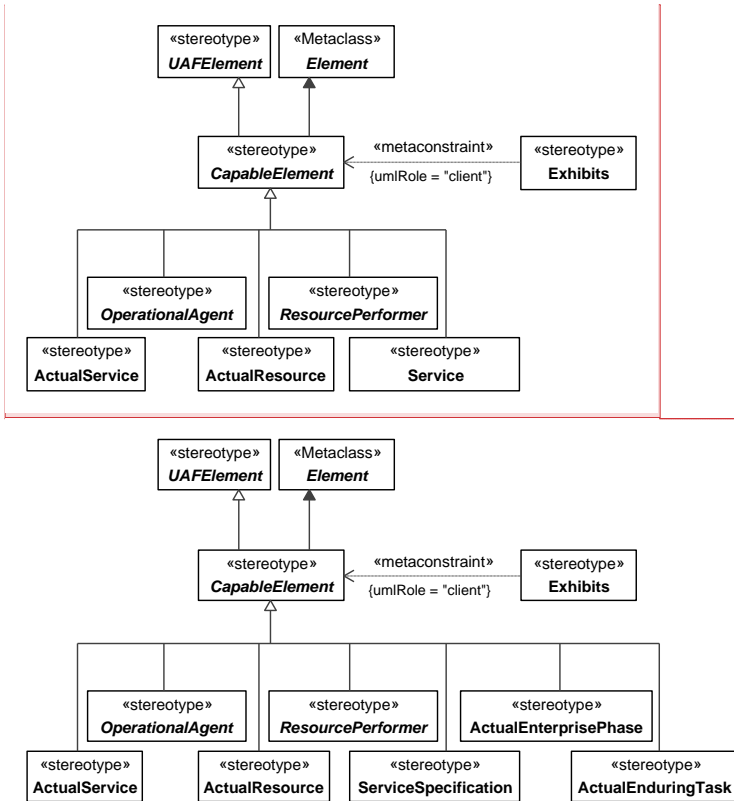


Figure 3:25 - CapableElement

IsCapableToPerform

Package: Processes

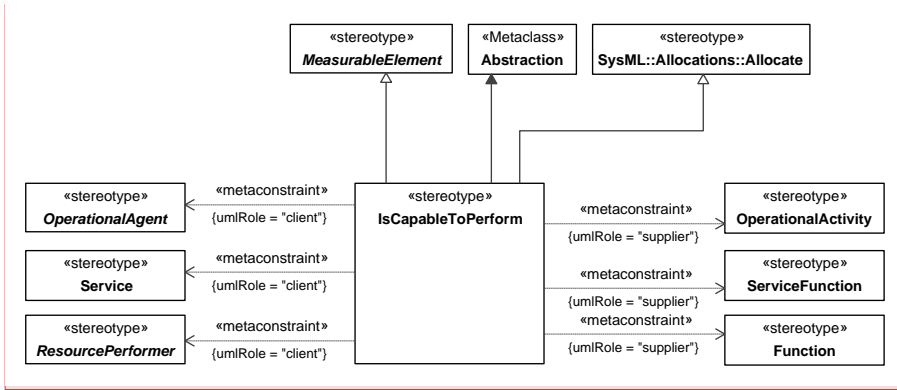
isAbstract: No

Generalization: [MeasurableElement](#), Allocate

Extension: Abstraction

Description

An Abstraction relationship defining the traceability between the structural elements to the Activities that they can perform.



Commented [AM42]: [UAF12-33](#)

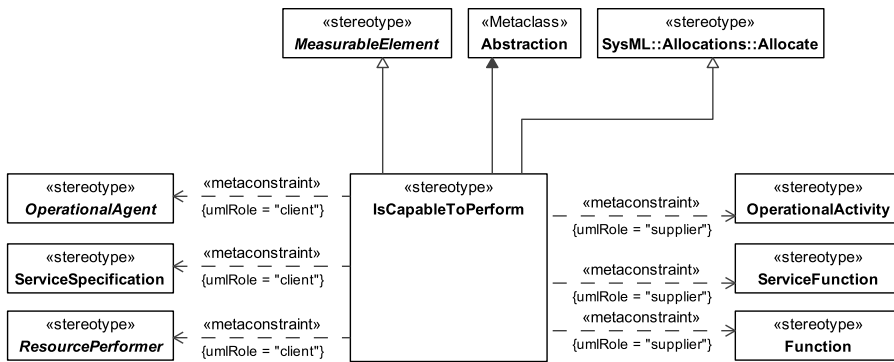


Figure 3:26 - IsCapableToPerform Constraints

[1] IsCapableOfPerforming.client

In case of value for IsCapableToPerform.supplier is stereotyped:
 a. «OperationalActivity» or its specializations, values for the client metaproperty must be stereotyped by any of specializations of «OperationalAgent»,
 b. «ServiceFunction» or its specializations, values for the client metaproperty must be stereotyped «Service/ServiceSpecification» or its specializations,
 c. «Function» or its specializations, except for «ProjectActivity», values for the client metaproperty must be stereotyped by any of specializations of «ResourcePerformer»,
 d. «ProjectActivity» or its specializations, values for the client metaproperty must be stereotyped by any of specializations of «Project».

Commented [AM43]: [UAF12-33](#)

[2] IsCapableOfPerforming.supplier

In case of value for IsCapableToPerform.client is stereotyped:
 a. by a specialization of «OperationalAgent», values for the supplier metaproperty must be stereotyped «OperationalActivity» or its specializations,
 b. «Service/ServiceSpecification» or its specializations, values for the supplier metaproperty must be stereotyped «ServiceFunction» or its specializations,
 c. by a specialization of «ResourcePerformer», values for the supplier metaproperty must be stereotyped «Function» or its specializations, except for

Commented [AM44]: [UAF12-33](#)

«ProjectActivity»,
d. by a specialization of «Project», values for the supplier metaproperty must be
stereotyped «ProjectActivity» or its specializations.

PerformsInContext

Package: Processes

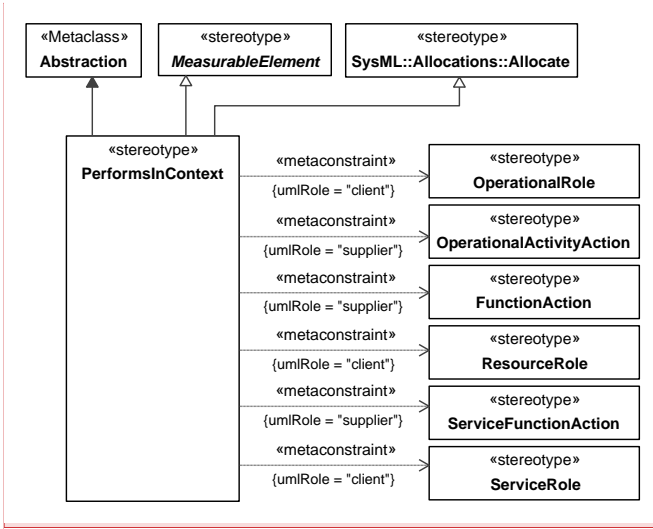
isAbstract: No

Generalization: [MeasurableElement](#), Allocate

Extension: Abstraction

Description

An abstraction relationship that relates an OperationalAction to a OperationalRole, or a FunctionAction to a ResourceRole. It indicates that the action can be carried out by the role when used in a specific context or configuration.



Commented [AM45]: [UAF12-33](#)

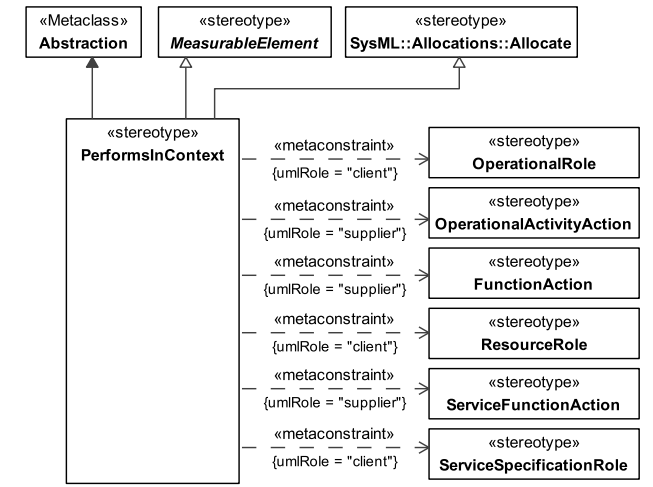


Figure 3:27 - PerformInContext Constraints

[1] PerformInContext.client

In case of value for PerformInContext.supplier is stereotyped:
 a. «OperationalActivityAction» or its specializations, values for the client metaproperty must be stereotyped «OperationalRole» or its specializations,
 b. «ServiceFunctionAction» or its specializations, values for the client metaproperty must be stereotyped «~~ServiceRole~~ServiceSpecificationRole» or its specializations,
 c. «FunctionAction» or its specializations, except for «ProjectActivityAction»,

Commented [AM46]: [UAF12-33](#)

values for the client metaproperty must be stereotyped «ResourceRole» or its specializations.
 d. «ProjectActivityAction» or its specializations, values for the client metaproperty must be stereotyped «ProjectRole» or its specializations.

[2] PerformsInContext.supplier

In case of value for PerformsInContext.client is stereotyped:
 a. «OperationalRole» or its specializations, values for the supplier metaproperty must be stereotyped «OperationalActivityAction» or its specializations,
 b. «ServiceRoleServiceSpecificationRole» or its specializations, values for the supplier metaproperty must be stereotyped «ServiceFunctionAction» or its specializations,
 c. «ResourceRole» or its specializations, values for the supplier metaproperty must be stereotyped «FunctionAction» or its specializations.

Commented [AM47]: [UAF12-33](#)

UAF::ArchitectureManagementMetadata::Information

Contains the elements that contribute to the [ArchitectureManagementMetadata](#) Information [ViewpointView](#) [Specification](#).

Commented [AM48]: [UAF12-54](#)

Commented [AM49]: [UAF12-54](#)

Commented [AM50]: [UAF12-41](#)

Alias

Package: [Dictionary](#)[Information](#)

isAbstract: No

Generalization: [MeasurableElement](#)

Extension: Comment

Description

A metamodel Artifact used to define an alternative name for an element.

Commented [AM51]: [UAF12-54](#)

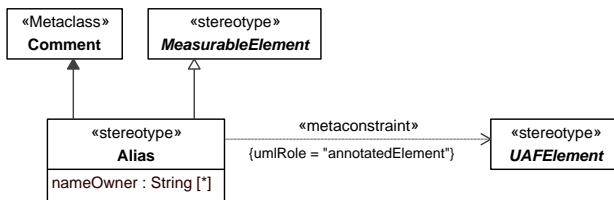


Figure 3:1 - Alias

Attributes

nameOwner : String[*] Someone or something that uses this alternative name.

Constraints

[1] Alias.annotatedElement Value for the annotatedElement metaproperty must be stereotyped by the specialization of «UAFElement».

ArchitectureMetadata

Package: Information

isAbstract: No

Generalization: [Metadata](#)

Extension: Comment

Description

Information associated with an ArchitecturalDescription, that supplements the standard set of tags used to summarize the Architecture. It states things like what methodology was used, notation, etc.

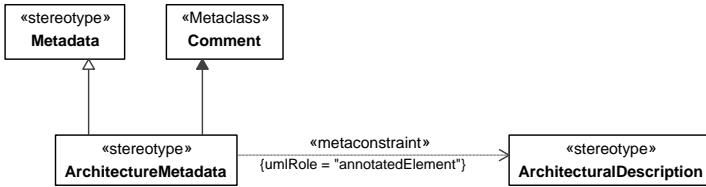


Figure 3:28 - ArchitectureMetadata

Constraints

- [1] ArchitectureMetadata.annotatedElement Value for the annotatedElement metaproperty must be stereotyped «ArchitecturalDescription» or its specializations.

Definition

Package: Dictionary[Information]

isAbstract: No

Generalization: MeasurableElement

Extension: Comment

Description

A comment containing a description of an element in the architecture.

Commented [AM52]: UAF12-54

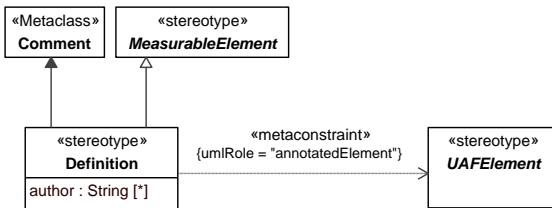


Figure 3:2 - Definition

Attributes

- author : String[*] The original or current person (architect) responsible for the Definition.

Constraints

- [1] Definition.annotatedElement Value for the annotatedElement metaproperty must be stereotyped by the specialization of «UAFEElement».

DataModel

Package: Information

isAbstract: No

Generalization: SubjectOfOperationalConstraint, SubjectOfResourceConstraint

Extension: Package

Description

A structural specification of data types, showing relationships between them. The type of data captured in the DataModel is described using the enumeration DataModelKind (Conceptual, Logical and Physical).

Commented [AM53]: UAF12-52 Renamed to InformationModel and moved below.

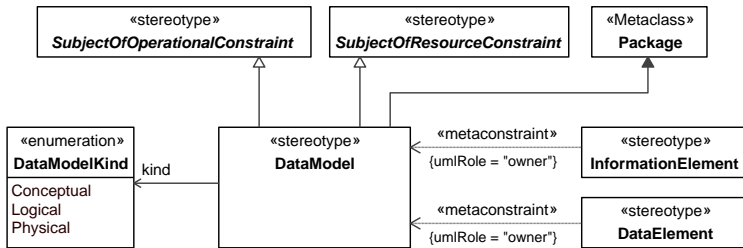


Figure 3:29 – DataModel

Associations

kind :- DataModelKind[] Captures the kind of DataModel being represented, Conceptual, Logical or Physical.

DataModelKind

Package: Information

isAbstract: No
Description

Enumeration of the possible kinds of DataModel. Its enumeration literals are:-

- **Conceptual** – Indicates that the DataModel associated with the DataModelKind is a conceptual DataModel that defines the required high-level data concepts and their relationships.
- **Logical** – Indicates that the DataModel associated with the DataModelKind is a logical data model that allows analysis of an architecture’s data definition aspect, without consideration of implementation-specific or product-specific issues. It details the conceptual data model.
- **Physical** – Indicates that the DataModel associated with the DataModelKind is a physical data model that is an implementable specification of a data structure. A physical data model realizes a logical data model, taking into account implementation restrictions and performance issues while still enforcing the constraints, relationships and typing of the logical data model.

Information

Package: Information

isAbstract: No

Generalization: [MeasurableElement](#)

Extension: Comment
Description

A comment that describes the state of an item of interest in any medium or form -- and is communicated or received.

Commented [AM54]: [UAF12-52](#) Renamed to InformationModelKind and moved below.

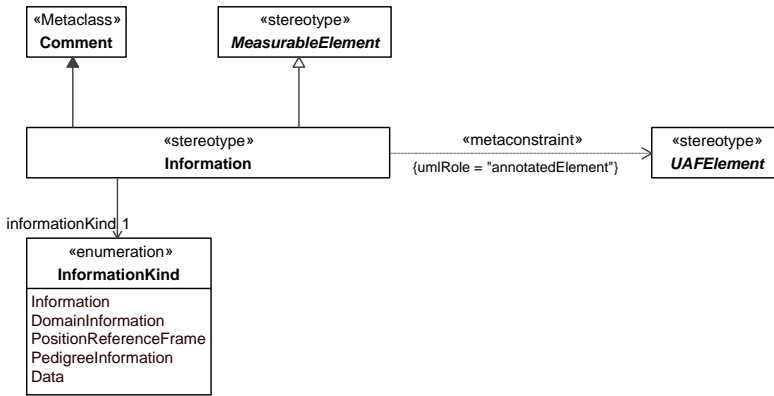


Figure 3:30 - Information

Associations

informationKind : InformationKind[1] Captures the kind of information.

Constraints

[1] Information.annotatedElement Value for the annotatedElement metaproperty must be stereotyped by a specialization of «UAFEment».

InformationKind

Package: Information

isAbstract: No

Description

Enumeration of the possible kinds of Information. Its enumeration literals are:

- Information - Indicates that the Information associated with the InformationKind describes the state of a something of interest that is materialized -- in any medium or form -- and communicated or received.
- DomainInformation - Indicates that the Information associated with the InformationKind describes information within the scope or domain of the architecture.
- PositionReferenceFrame - Indicates that the Information associated with the InformationKind describes an arbitrary set of axes with reference to which the position or motion of something is described or physical laws are formulated.
- PedigreeInformation - Indicates that the Information associated with the InformationKind describes information pedigree.
- Data - Indicates that the Information associated with the InformationKind describes the representation of information in a formalized manner suitable for communication, interpretation, or processing by humans or by automatic means. Examples could be whole models, packages, entities, attributes, classes, domain values, enumeration values, records, tables, rows, columns, and fields.

DataModelInformationModel

Package: Information

isAbstract: No

Generalization: [SubjectOfOperationalConstraint](#), [SubjectOfResourceConstraint](#)

Extension: Package

Description

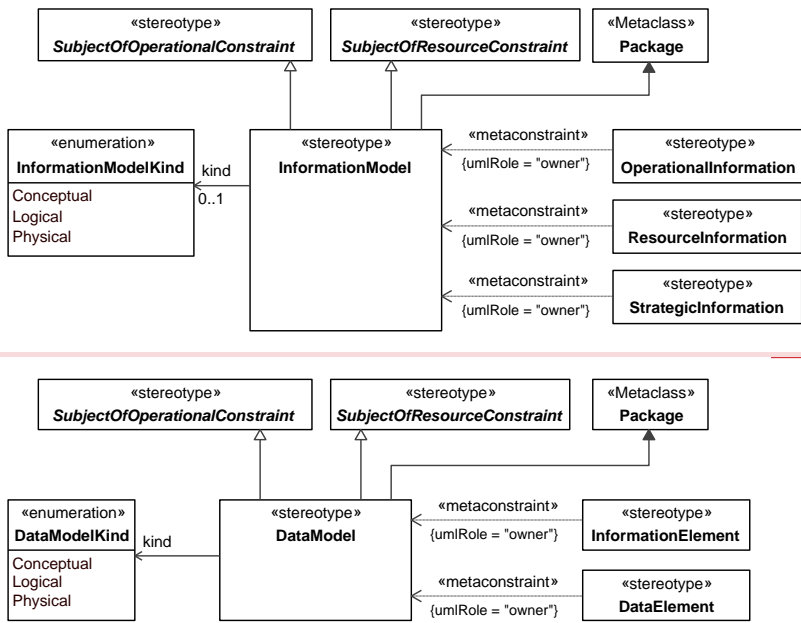
A structural specification of information types, showing relationships between them. The type of information captured in the InformationModel is described using the enumeration InformationModelKind (Conceptual, Logical, and Physical). A Unified Architecture Framework Modeling Language (UAFML) Version 1.2 Unified Architecture Framework Profile (UAFP) Version 1.1

Commented [AM55]: [UAF12-52](#)

Formatted: OMG Normal Centered Image Anchor Paragraph

Commented [AM56]: [UAF12-52](#)

structural specification of data types, showing relationships between them. The type of data captured in the DataModel is described using the enumeration DataModelKind (Conceptual, Logical and Physical).



Commented [AM57]: [UAF12-52](#)

Figure 3:29 - InformationDataModel Associations

Commented [AM58]: [UAF12-52](#)

kind : DataModelKind[InformationModelKind[]] Captures the kind of DataModel, InformationModel being represented, Conceptual, Logical or Physical.

Commented [AM59]: [UAF12-52](#)

Commented [AM60]: [UAF12-52](#)

DataModelKindInformationModelKind

Commented [AM61]: [UAF12-52](#)

Package: Information
isAbstract: No
Description

Enumeration of the possible kinds of DataModel, InformationModel. Its enumeration literals are:

Commented [AM62]: [UAF12-52](#)

- Conceptual - Indicates that the InformationModel associated with the InformationModelKind is a conceptual InformationModel that defines the required high-level data concepts and their relationships.
- Logical - Indicates that the InformationModel associated with the InformationModelKind is a logical data model that allows analysis of an architecture's data definition aspect, without consideration of implementation specific or product specific issues. It details the conceptual data model.
- Physical - Indicates that the InformationModel associated with the InformationModelKind is a physical data model that is an implementable specification of a data structure. A physical data model realizes a logical data model, taking into account implementation restrictions and performance issues while still enforcing the constraints, relationships and typing of the logical data model.
- Conceptual - Indicates that the DataModel associated with the DataModelKind is a conceptual DataModel that defines the required high-level data concepts and their relationships.

Commented [AM63]: [UAF12-52](#)

- **Logical**— Indicates that the DataModel associated with the DataModelKind is a logical data model that allows analysis of an architecture’s data definition aspect, without consideration of implementation-specific or product-specific issues. It details the conceptual data model.
- **Physical**— Indicates that the DataModel associated with the DataModelKind is a physical data model that is an implementable specification of a data structure. A physical data model realizes a logical data model, taking into account implementation restrictions and performance issues while still enforcing the constraints, relationships and typing of the logical data model.

Metadata

Package: Information

isAbstract: No

Generalization: [MeasurableElement](#)

Extension: Comment

Description

A comment that can be applied to any element in the architecture. The attributes associated with this element details the relationship between the element and its related dublinCoreElement, metaDataScheme, category and name. This allows the element to be referenced using the Semantic Web.

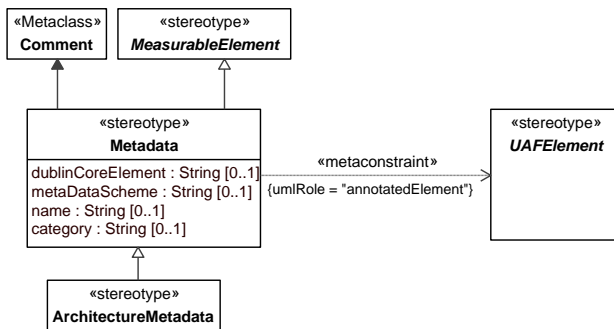


Figure 3:31 - Metadata

Attributes

category : String[0..1]	Defines the category of a Metadata element example: http://purl.org/dc/terms/abstract.
dublinCoreElement : String[0..1]	A metadata category that is a DublinCore tag.
metaDataScheme : String[0..1]	A representation scheme that defines a set of Metadata.
name : String[0..1]	The name of the Metadata.

Constraints

[1] Metadata.annotatedElement	Value for the annotatedElement metaproperty must be stereotyped by a specialization of «UAFELEMENT».
-------------------------------	------------------------------------------------------------------------------------------------------

SameAs

Package: Dictionary

isAbstract: No

Generalization: [MeasurableElement](#)

Extension: Dependency

Description

A dependency relationship that asserts that two elements refer to the same real-world thing.

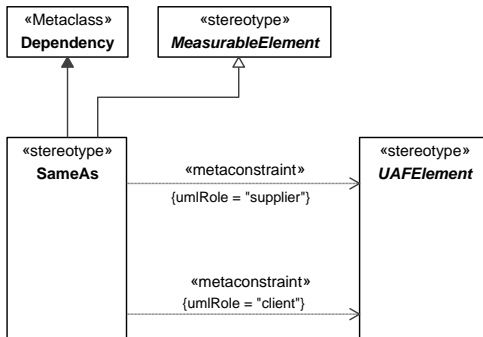


Figure 3:3 - SameAs
Constraints

- [1] SameAs.client Values for the client metaproperty must be stereotyped by the specialization of «UAFElement».
- [2] SameAs.supplier Values for the supplier metaproperty must be stereotyped by the specialization of «UAFElement».

UAF:: Architecture ManagementMetadata::Constraints

Contains the elements that contribute to the Architecture ManagementMetadata Constraints ViewpointView Specification.

- Commented [AM64]: [UAF12-54](#)
- Commented [AM65]: [UAF12-54](#)
- Commented [AM66]: [UAF12-41](#)

Rule

Package: Constraints

isAbstract: Yes

Generalization: [MeasurableElement](#)

Extension: Constraint

Description

An abstract grouping for all types of constraint (i.e. an OperationalConstraint could detail the rules of accountancy best practice).

Commented [AM67]: UAF12-33
UAF12-118

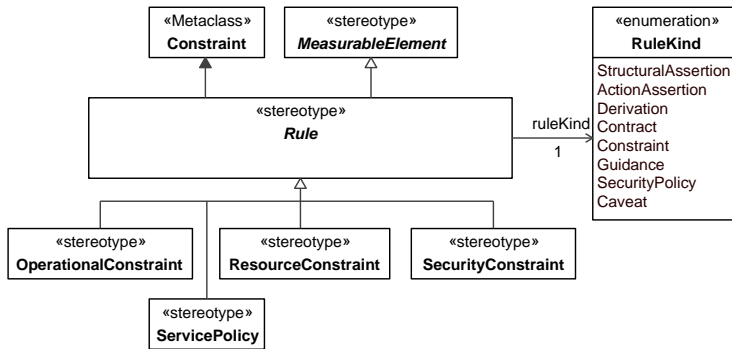
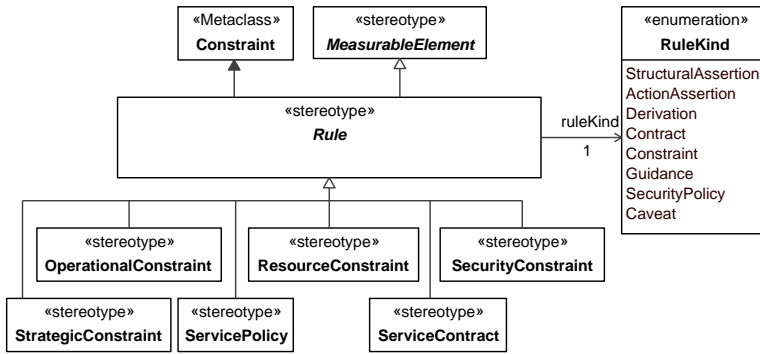


Figure 3:32 - Rule

Associations

ruleKind : RuleKind[1] Captures the kind of Rule that is being described.

RuleKind

Package: Constraints

isAbstract: No

Description

Enumeration of the possible kinds of Rules applicable to constraints. Its enumeration literals are:

- StructuralAssertion - Indicates that the Rule associated with the RuleKind is a statement that details that something of importance either exists as a concept of interest- or exists in relationship to another thing of interest.
- ActionAssertion - Indicates that the Rule associated with the RuleKind is a statement that concerns some dynamic aspect.
- Derivation - Indicates that the Rule associated with the RuleKind is a statement that details a Rule derived from another Rule.
- Contract - Indicates that the Rule associated with the RuleKind is a statement that details a consent among parties regarding the terms and conditions of activities that said parties participate in.

- Constraint - Indicates that the Rule associated with the RuleKind is a statement that details a limitation, e.g. business rule, restraint, operational limitation.
- Guidance - Indicates that the Rule associated with the RuleKind is a statement that details an authoritative statement intended to lead or steer the execution of actions.
- SecurityPolicy - Indicates that the Rule associated with the RuleKind is a statement that details a constraint that specifies policy for information handling, physical security, encryption, etc.
- Caveat - Indicates that the Rule associated with the RuleKind is a statement that details alternate conditions under which the rule is not valid.

UAF:: Architecture ManagementMetadata:Traceability

Contains the elements that contribute to the Architecture ManagementMetadata Traceability ViewpointView Specification.

Commented [AM68]: [UAF12-54](#)

Commented [AM69]: [UAF12-54](#)

Commented [AM70]: [UAF12-41](#)

ArchitecturalReference

Package: Traceability

isAbstract: No

Generalization: [MeasurableElement](#)

Extension: Dependency

Description

A dependency relationship that specifies that one architectural description refers to another.

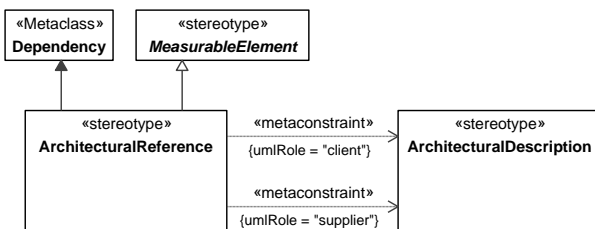


Figure 3:33 - ArchitecturalReference

Constraints

- | | |
|-------------------------------------|------------------------------------------------------------------------------------------------------------|
| [1] ArchitecturalReference.client | Value for the client metaproperty must be stereotyped «ArchitecturalDescription» or its specializations. |
| [2] ArchitecturalReference.supplier | Value for the supplier metaproperty must be stereotyped «ArchitecturalDescription» or its specializations. |

ComparesTo

Commented [AM71]: [UAF12-11](#)

Package: Traceability

isAbstract: No

Generalization: [Trace](#), [MeasurableElement](#)

Extension: Abstraction

Description

An abstraction relationship relating the effect that is achieved with the originally expected DesiredEffect. Providing a means of comparison, between the expectation of the desirer and the actual result.

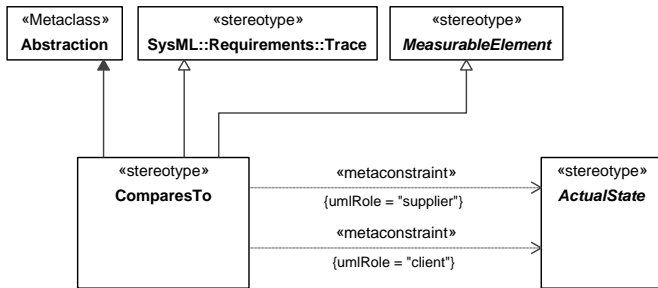


Figure 3:18 - ComparesTo Constraints

- [1] ComparesTo.client Value for the client metaproperty must be stereotyped by any of specializations of «ActualState».
- [2] ComparesTo.supplier Value for the supplier metaproperty must be stereotyped by any of specializations of «ActualState».

Implements

Package: Traceability

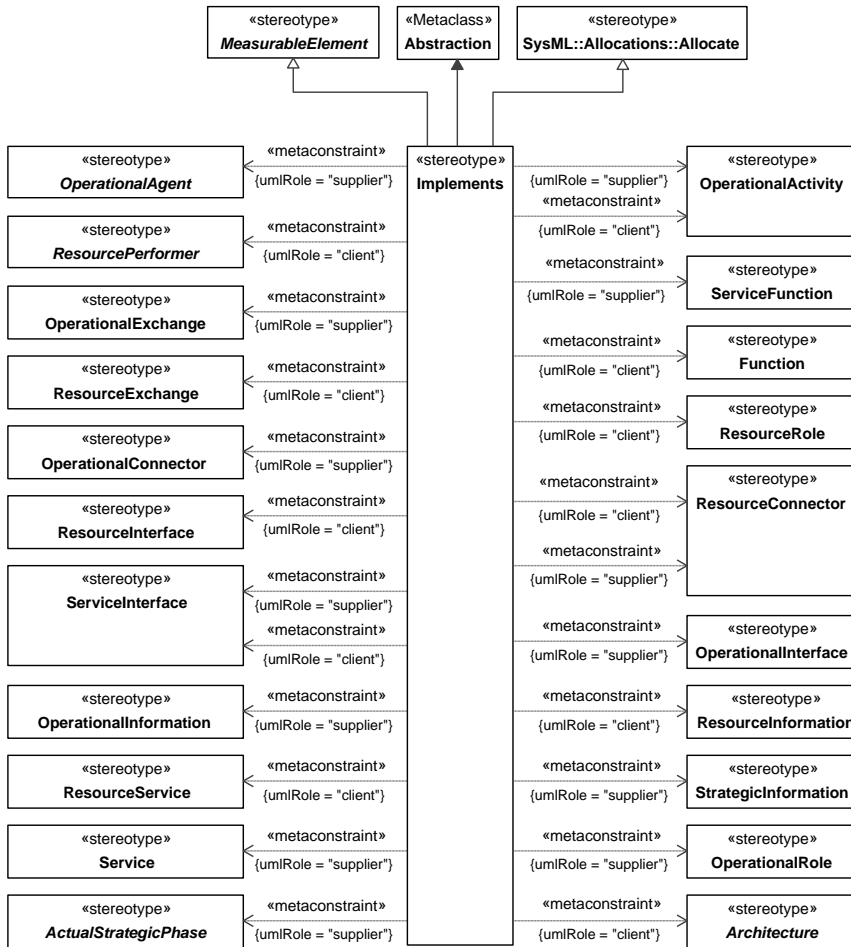
isAbstract: No

Generalization: Allocate, [MeasurableElement](#)

Extension: Abstraction

Description

An abstraction relationship that defines how an element in the upper layer of abstraction is implemented by a semantically equivalent element (for example tracing the Functions to the OperationalActivities) in the lower level of abstraction.



Commented [AM72]: [UAF12-33](#)
[UAF12-15](#)
[UAF12-52](#)

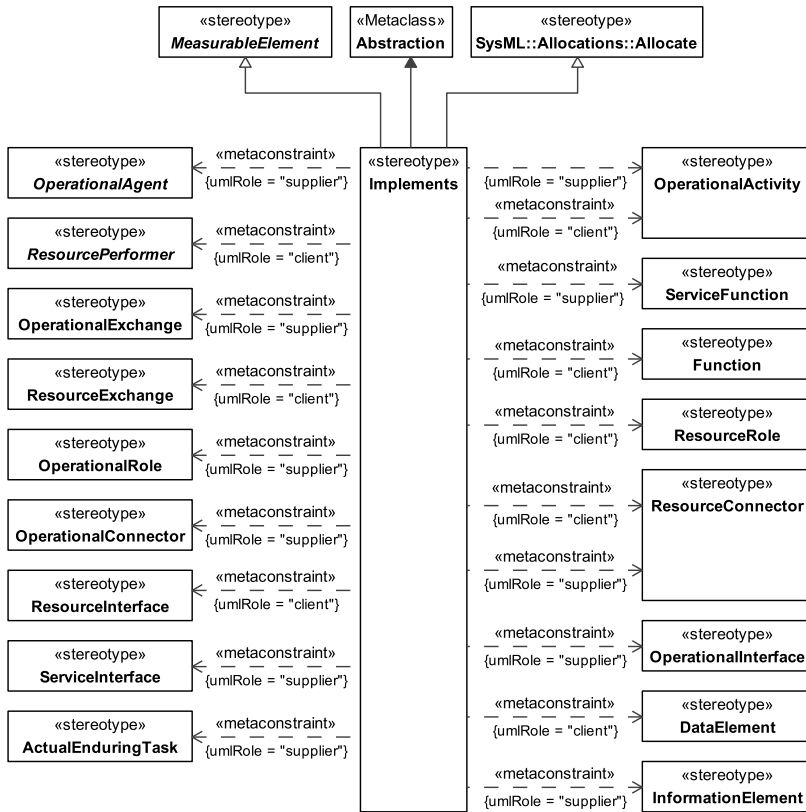


Figure 3:34 - Implements
Constraints

[1] Implements.client

In case of value for Implements.supplier is stereotyped:

- a. by any of specializations of «OperationalAgent», values for the client metaproperty must be stereotyped by any of specializations of «ResourcePerformer».
- b. «OperationalActivity» or its specializations, values for the client metaproperty must be stereotyped «Function» or its specializations.
- c. «ServiceFunction» or its specializations, values for the client metaproperty must be stereotyped «Function» or its specializations.
- d. «ServiceInterface» or its specializations, values for the client metaproperty must be stereotyped «ResourceInterface» or its specializations.
- e. «OperationalInterface» or its specializations, values for the client metaproperty must be stereotyped «ResourceInterface» or its specializations.
- f. «OperationalConnector» or its specializations, values for the client metaproperty must be stereotyped «ResourceConnector» or its specializations.

- g. «OperationalExchange» or its specializations, values for the client metaproperty must be stereotyped «ResourceExchange» or its specializations;
- h. «OperationalRole» or its specializations, values for the client metaproperty must be stereotyped «ResourceRole» or its specializations;
- i. «ResourceConnector» or its specializations, values for the client metaproperty must be stereotyped «ResourceConnector» or its specializations;
- j. «OperationalInformation» or its specializations, values for the client metaproperty must be stereotyped «ResourceInformation» or its specializations;
- k. by any of specializations of «ActualStrategicPhase», values for the client metaproperty must be stereotyped by any of specializations of «Architecture» or «OperationalActivity»;
- l. «Service» or its specializations, values for the supplier metaproperty must be stereotyped «ResourceService» or its specializations;
- m. «StrategicInformation» or its specializations, values for the client metaproperty must be stereotyped «OperationalInformation» or its specializations;

In case of value for Implements.supplier is stereotyped:

- a. by any of specializations of «OperationalAgent», values for the client metaproperty must be stereotyped by any of specializations of «ResourcePerformer»;
- b. «OperationalActivity» or its specializations, values for the client metaproperty must be stereotyped «Function» or its specializations;
- e. «ServiceFunction» or its specializations, values for the client metaproperty must be stereotyped «Function» or its specializations;
- d. «ServiceInterface» or its specializations, values for the client metaproperty must be stereotyped «ResourceInterface» or its specializations;
- e. «OperationalInterface» or its specializations, values for the client metaproperty must be stereotyped «ResourceInterface» or its specializations;
- f. «OperationalConnector» or its specializations, values for the client metaproperty must be stereotyped «ResourceConnector» or its specializations;
- g. «OperationalExchange» or its specializations, values for the client metaproperty must be stereotyped «ResourceExchange» or its specializations;
- g. «OperationalRole» or its specializations, values for the client metaproperty must be stereotyped «ResourceRole» or its specializations;
- h. «ResourceConnector» or its specializations, values for the client metaproperty must be stereotyped «ResourceConnector» or its specializations;
- i. «ActualEnduringTask» or its specializations, values for the client metaproperty must be stereotyped «OperationalActivity» or its specializations;
- j. «InformationElement» or its specializations, values for the client metaproperty must be stereotyped «DataElement» or its specializations;

[2] Implements.supplier

In case of value for Implements.client is stereotyped:

- a. by any of specializations of «ResourcePerformer», values for the supplier metaproperty must be stereotyped by any of specializations of «OperationalAgent»;
- b. «Function» or its specializations, values for the supplier metaproperty must be stereotyped «OperationalActivity», «ServiceFunction» or their specializations;
- c. «ResourceInterface» or its specializations, values for the supplier metaproperty must be stereotyped «ServiceInterface», «OperationalInterface», or their specializations;
- d. «ResourceConnector» or its specializations, values for the supplier metaproperty must be stereotyped «OperationalConnector», «ResourceConnector» or their specializations;
- e. «ResourceExchange» or its specializations, values for the supplier metaproperty must be stereotyped «OperationalExchange» or its specializations;
- f. «ResourceRole» or its specializations, values for the supplier metaproperty must be stereotyped «OperationalRole» or its specializations;
- g. «OperationalActivity» or its specializations, values for the supplier metaproperty must be stereotyped «ActualStrategicPhase» or its specializations;

Commented [AM73]: [UAF12-33](#)
[UAF12-15](#)
[UAF12-52](#)

h. «ResourceInformation» or its specializations, values for the supplier metaproperty must be stereotyped «OperationalInformation» or its specializations;

i. by any of specializations of «Architecture», values for the supplier metaproperty must be stereotyped by any of specializations of «ActualStrategicPhase»;

j. «ResourceService» or its specializations, values for the supplier metaproperty must be stereotyped «Service» or its specializations;

k. «OperationalInformation» or its specializations, values for the supplier metaproperty must be stereotyped «StrategicInformation» or its specializations;

l. «ServiceInterface» or its specializations, values for the supplier metaproperty must be stereotyped «OperationalInterface» or its specializations;

In case of value for Implements.client is stereotyped:

a. by any of specializations of «ResourcePerformer», values for the supplier metaproperty must be stereotyped by any of specializations of «OperationalAgent»;

b. «Function» or its specializations, values for the supplier metaproperty must be stereotyped «OperationalActivity», «ServiceFunction» or their specializations;

e. «ResourceInterface» or its specializations, values for the supplier metaproperty must be stereotyped «ServiceInterface», «OperationalInterface», or their specializations;

d. «ResourceConnector» or its specializations, values for the supplier metaproperty must be stereotyped «OperationalConnector», «ResourceConnector» or their specializations;

e. «ResourceExchange» or its specializations, values for the supplier metaproperty must be stereotyped «OperationalExchange» or its specializations;

f. «ResourceRole» or its specializations, values for the supplier metaproperty must be stereotyped «OperationalRole» or its specializations;

g. «OperationalActivity» or its specializations, values for the supplier metaproperty must be stereotyped «ActualEnduringTask» or its specializations;

h. «DataElement» or its specializations, values for the supplier metaproperty must be stereotyped «InformationElement» or its specializations.

Sequence

Package: Traceability

isAbstract: No

Generalization: [MeasurableElement](#)

Extension: Dependency

Description

A dependency relationship that asserts one Individual's temporal extent is completely before the temporal extent of another.

Commented [AM74]: [UAF12-33](#)
[UAF12-15](#)
[UAF12-52](#)

Commented [AM75]: [UAF12-117](#)

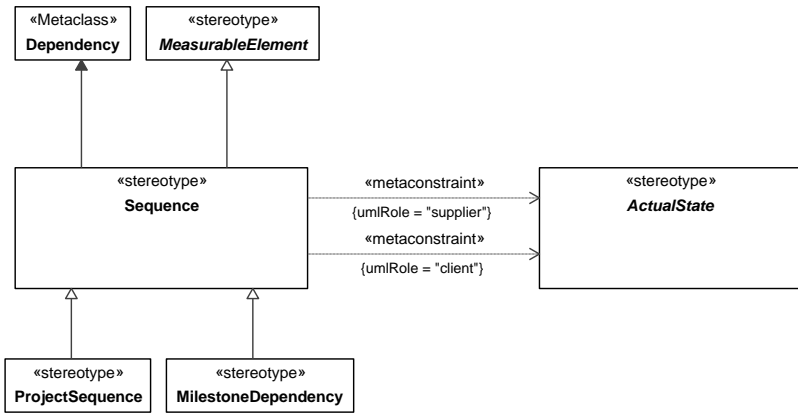


Figure 3:20 - Sequence Constraints

- [1] Sequence.client Value for the client metaproperty must be stereotyped by any of specializations of «ActualState».
- [2] Sequence.supplier Value for the supplier metaproperty must be stereotyped by any of specializations of «ActualState».

3.4.13.1.2 UAF::Summary and Overview

Stakeholders: Executives, PMs, Enterprise Architects.
 Concerns: executive-level summary information in a consistent form.
 Definition: provides executive-level summary information in a consistent form that allows quick reference and comparison between architectural descriptions. Includes assumptions, constraints, and limitations that may affect high-level decisions relating to an architecture-based work programme.

ArchitecturalDescription

Package: Summary and Overview

isAbstract: No

Generalization: [MeasurableElement](#)

Extension: Package
 Description

An Architecture Description is a work product used to express the Architecture of some System Of Interest. It provides executive-level summary information about the architecture description in a consistent form to allow quick reference and comparison between architecture descriptions -- It includes assumptions, constraints, and limitations that may affect high-level decisions relating to an architecture-based work program.

Commented [AM76]: [UAF12-50](#)
 Formatted: Outline numbered + Level: 3 + Numbering Style: 1, 2, 3, ... + Start at: 1 + Alignment: Left + Aligned at: 0.1" + Indent at: 0.35"

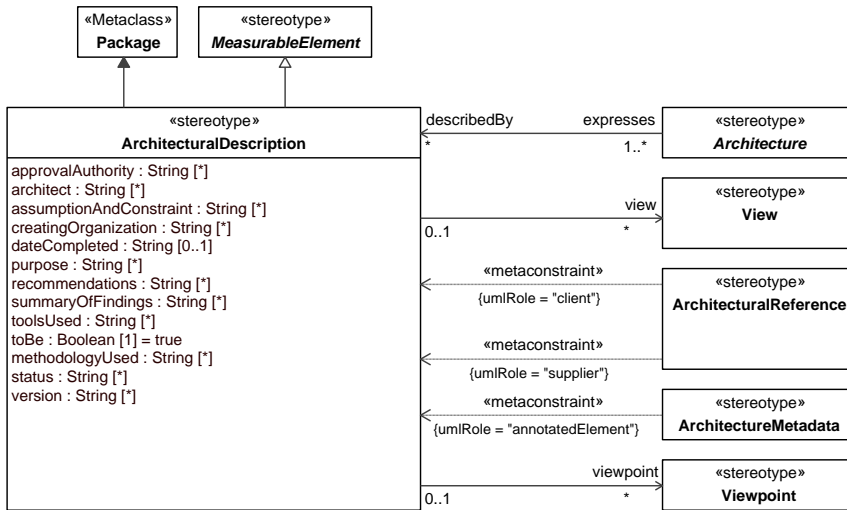


Figure 3:208 - ArchitecturalDescription

Attributes

approvalAuthority : String[*]	Someone or something that has the authority to approve the ArchitecturalDescription.
architect : String[*]	Someone responsible for the creation of ArchitecturalDescription.
assumptionAndConstraint : String[*]	Any assumptions, constraints, and limitations contained in the ArchitecturalDescription, including those affecting deployment, communications performance, information assurance environments, etc.
creatingOrganization : String[*]	The organization responsible for creating the ArchitecturalDescription.
dateCompleted : String[0..1]	Date that the ArchitecturalDescription was completed.
methodologyUsed : String[*]	Name of the documented methodology that will be or has been used in describing the architecture. The methodology used in developing the architecture.
purpose : String[*]	Explains the need for the Architecture, what it will demonstrate, the types of analyses that will be applied to it, who is expected to perform the analyses, what decisions are expected to be made on the basis of each form of analysis, who is expected to make those decisions, and what actions are expected to result.
recommendations : String[*]	States the recommendations that have been developed based on the architecture effort. Examples include recommended system implementations, and opportunities for technology insertion.
status : String[*]	State of the architecture description in terms of its development, baselining, activity (e.g., active or inactive), or some other factor of importance. Approval status of the architecture.
summaryOfFindings : String[*]	Summarizes the findings that have been developed so far. This may be updated several times during the development of the ArchitecturalDescription.
toBe : Boolean[1]	Indicates whether the ArchitecturalDescription represents an Architecture that exists or will exist in the future.

Commented [AM77]: [UAF12-54](#)

Commented [AM78]: [UAF12-54](#)

toolsUsed : String[*] Identifies any tools used to develop the ArchitecturalDescription as well as file names and formats if appropriate.

version : String[*] Identifier that indicates the particular edition or revision of the architecture description. Version number of the architecture.

Commented [AM79]: [UAF12-54](#)

Associations

architectureFramework : String[1] Indicates the type of framework used.

view : View[*] Indicates which views are used in the ArchitecturalDescription.

viewpoint : Viewpoint[*] The architecture viewpoints used when developing the architecture description.

Commented [AM80]: [UAF12-54](#)

Architecture

Package: Summary and Overview

isAbstract: Yes

Generalization: [UAFElement](#)

Extension: Class

Description

An abstract type that represents a generic architecture. Subtypes are OperationalArchitecture, Service Architecture, and ResourceArchitecture.

Commented [AM81]: [UAF12-33](#)

An abstract type that represents a generic architecture. Subtypes are OperationalArchitecture and PhysicalArchitecture.

Formatted: OMG Normal Centered Image Anchor Paragraph

Commented [AM82]: [UAF12-33](#)
[UAF12-50](#)

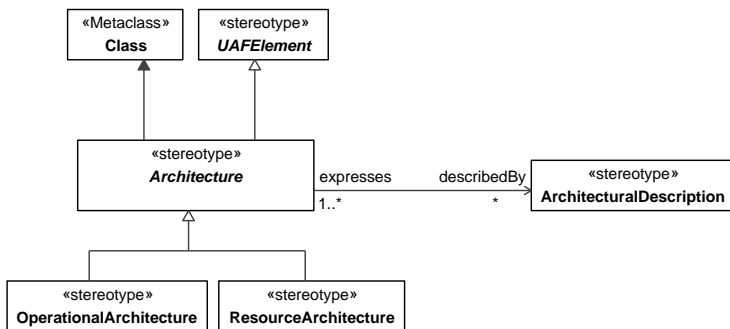
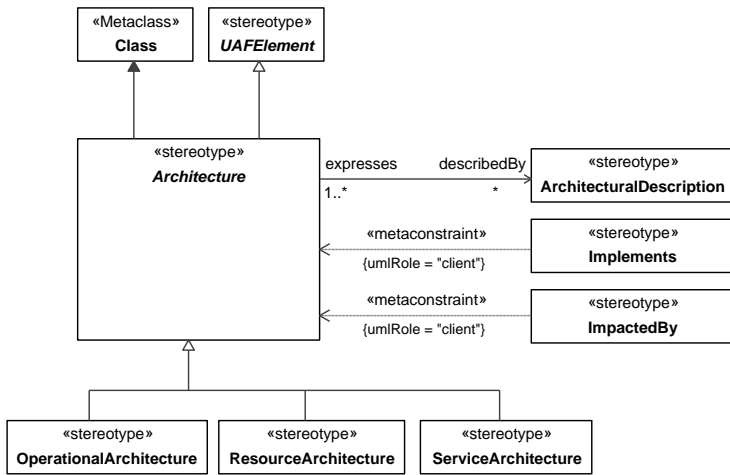


Figure 3:209 - Architecture

Associations

describedBy : ArchitecturalDescription[*] The description of an Architecture.

Concern

Package: Summary and Overview

isAbstract: No

Generalization: [PropertySet](#), Block, [PhaseableElement](#)

Commented [AM83]: [UAF12-15](#)

Extension: Class

Description

A matter of relevance or importance to a stakeholder regarding an entity of interest. Interest in an EnterprisePhase (EnterprisePhase is synonym for System in ISO 42010) relevant to one or more of its stakeholders.

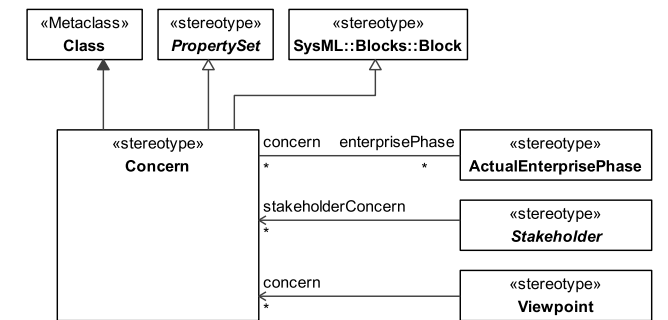
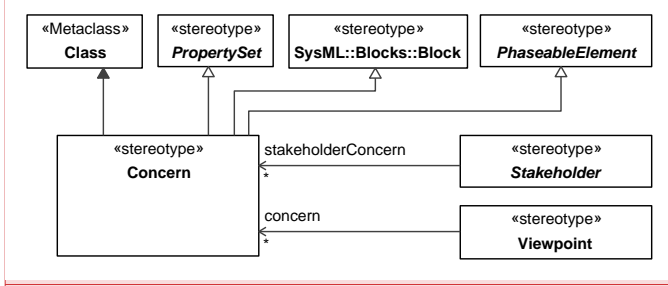


Figure 3:210 - Concern

Associations

enterprisePhase : ActualEnterprisePhase[*] Relates a Concern to the ActualEnterprisePhase that addresses that concern (ActualEnterprisePhase is synonym for System in ISO 42010).

Phases

Package: Summary and Overview

isAbstract: No

Generalization: MeasurableElement

Extension: Abstraction

Description

An abstraction relationship that exists between a PhaseableElement and an ActualStrategicPhase that it is assigned to.

Formatted: OMG Normal Centered Image Anchor Paragraph

Commented [AM84]: UAF12-15

Commented [AM85]: UAF12-15

Commented [AM86]: UAF12-15

Commented [AM87]: UAF12-15

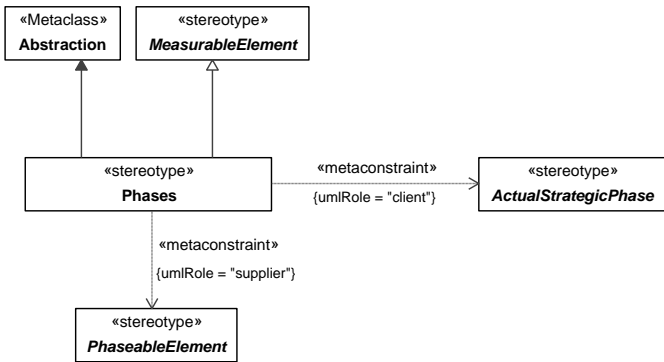


Figure 3:24 - Phases

Constraints

- [1] Phases.client Value for the client metaproperty must be stereotyped by any of specializations of «ActualStrategicPhase».
- [2] Phases.supplier Value for the supplier metaproperty must be stereotyped by any of specializations of «PhaseableElement».

Stakeholder

Package: Summary and Overview

isAbstract: Yes

Generalization: UAFElement

Extension: Element

Description

An individual organizational resource, or a type of organizational resource (both internal and external to the enterprise) who has an interest in, or is affected by, outcomes or intermediate effects generated or influenced by the enterprise individual, team, organization, or classes thereof, having an interest in an EnterprisePhase [ISO/IEC/IEEE 42010:2011].

Formatted: OMG Normal Centered Image Anchor Paragraph

Commented [AM88]: UAF12-15

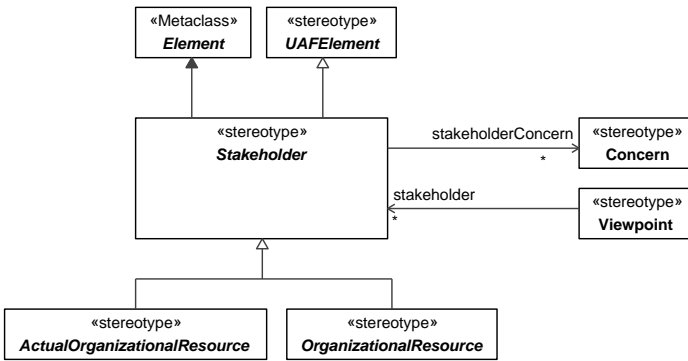


Figure 3:211 - Stakeholder

Associations

stakeholderConcern : Concern[*] Relates a Stakeholder to a Concern.

UAFElement

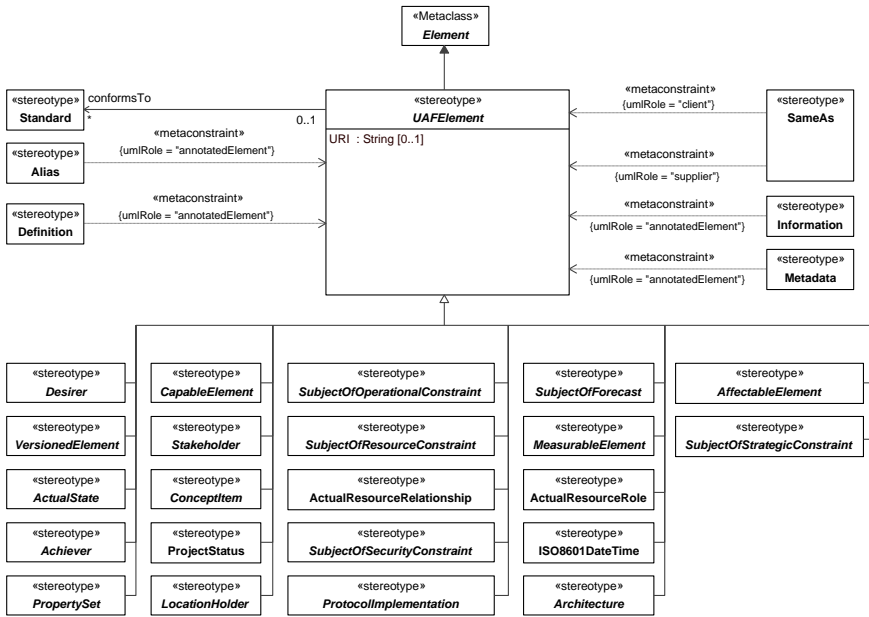
Package: Summary and Overview

isAbstract: Yes

Extension: Element

Description

Abstract super type for all of the UAF elements. It provides a way for all of the UAF elements to have a common set of properties.



Commented [AM89]: [UAF12-51](#)
[UAF12-118](#)

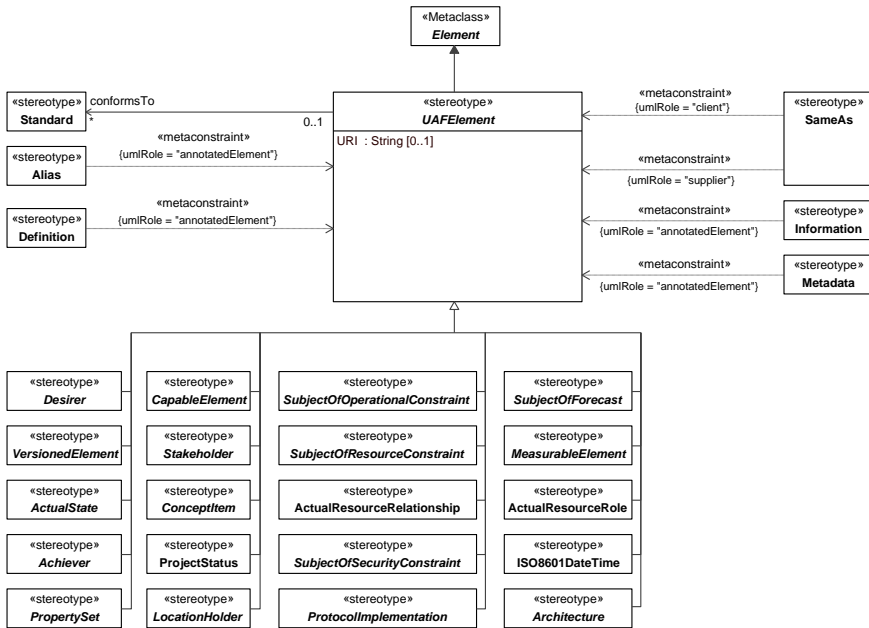


Figure 3:212 - UAFElement

Attributes

URI : String[0..1] Captures Unique identifier for the element.

Associations

conformsTo : Standard[*] Relates a UAFElement to the Standard that the UAFElement is conforming to.

View

Package: Summary and Overview

isAbstract: No

Generalization: [PropertySet](#), [View](#)

Extension: Class

Description

An information item, governed by an architecture viewpoint, comprising part of an architecture description that communicates some aspect of an architecture. An architecture view expresses the architecture of the system of interest in accordance with an architecture viewpoint (or simply, viewpoint). [ISO/IEC/IEEE 42010:2011(E)].

Formatted: OMG Normal Centered Image Anchor Paragraph
 Commented [AM90]: UAF12-58

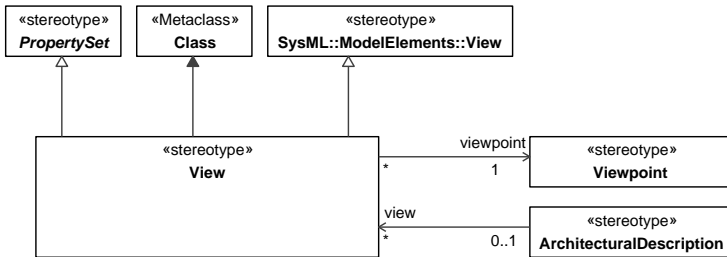


Figure 3:213 - View

Associations

viewpoint : Viewpoint[1] Relates the View to the Viewpoint that the View conforms to.

Viewpoint

Package: Summary and Overview

isAbstract: No

Generalization: PropertySet, Viewpoint

Extension: Class

Description

Conventions for the creation, interpretation and use of an architecture view to frame one or more concerns that governs the creation of views. An architecture viewpoint frames (to formulate or construct in a particular style or language) one or more concerns. A concern can be framed by more than one viewpoint. [ISO/IEC/IEEE 42010:2011(E)].

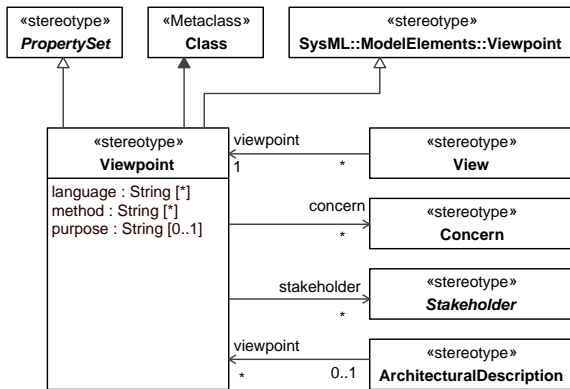


Figure 3:214 - Viewpoint

Attributes

language : String[*] The languages used to express the Viewpoint.
 method : String[*] The methods employed in the development of the Viewpoint.
 purpose : String[0..1] The purpose of the Viewpoint.

Associations

- concern : Concern[*] Relates the Viewpoint to the Concerns that the Viewpoint addresses.
- stakeholder : Stakeholder[*] Relates the Viewpoint to the Stakeholders whose Concerns are being addressed by the Viewpoint.

3.1.2

3.1.3 UAF::Strategic

Stakeholders: Capability Portfolio Managers.
 Concerns: capability management process.
 Definition: describe capability taxonomy, composition, dependencies and evolution.

UAF::Strategic::Motivation

Contains the elements that contribute to the Strategic Motivation [View Specification].

Challenge

Package: Motivation

isAbstract: No

Generalization: MotivationalElement

Extension: Class

Description

An existing or potential difficulty, circumstance, or obstacle which will require effort and determination from an enterprise to overcome in achieving its goals.

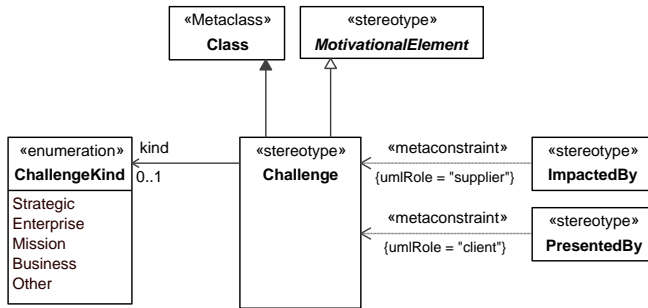


Figure 3:29 - Challenge

Associations

- kind : Selection of the enumerated kind for this element.

ChallengeKind

Package: Motivation

isAbstract: No

Description

Enumeration of the possible kinds of Challenge. Its enumeration literals are:

- Strategic - Indicates that the Challenge associated with this ChallengeKind is a demanding or stimulating situation that applies to achieving the desired Effects or Outcomes of the enterprise.

Formatted: Indent: Left: 0.1", Hanging: 0.25", No bullets or numbering

Formatted: Indent: Left: 0", Hanging: 0.25", No bullets or numbering

Commented [AM91]: UAF12-41

- **Enterprise** - Indicates that the Challenge associated with this ChallengeKind is a demanding or stimulating situation that applies to the overall operations of the enterprise.
- **Mission** - Indicates that the Challenge associated with this ChallengeKind is a demanding or stimulating situation that applies to one or more Missions or Enduring Tasks of the enterprise.
- **Business** - Indicates that the Challenge associated with this ChallengeKind is a demanding or stimulating situation that applies to the business operations of the enterprise.
- **Other** - Indicates that the Challenge associated with this ChallengeKind is a demanding or stimulating situation that applies to some unspecified aspect of the enterprise.

Driver

Package: Motivation

isAbstract: No

Generalization: MotivationalElement

Extension: Class

Description

A factor which will have a significant impact on the activities, and goals of an enterprise

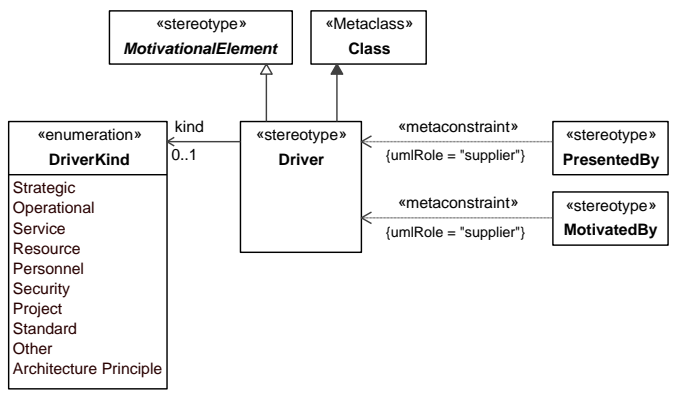


Figure 3:30 - Driver

Associations

kind : Selection of the enumerated kind for this element.

DriverKind

Package: Motivation

isAbstract: No

Description

Enumeration of the possible kinds of Driver. Its enumeration literals are:

- **Strategic** - Indicates that the Driver associated with this DriverKind is the kind of thing that forces the enterprise to work or act in a certain way from the strategic perspective.
- **Operational** - Indicates that the Driver associated with this DriverKind is the kind of thing that forces the enterprise to work or act in a certain way from the operational perspective.
- **Service** - Indicates that the Driver associated with this DriverKind is the kind of thing that forces the enterprise to work or act in a certain way from the services perspective.

- **Resource** - Indicates that the Driver associated with this DriverKind is the kind of thing that forces the enterprise to work or act in a certain way from the resources perspective.
- **Personnel** - Indicates that the Driver associated with this DriverKind is the kind of thing that forces the enterprise to work or act in a certain way from the personnel perspective.
- **Security** - Indicates that the Driver associated with this DriverKind is the kind of thing that forces the enterprise to work or act in a certain way from the security perspective.
- **Project** - Indicates that the Driver associated with this DriverKind is the kind of thing that forces the enterprise to work or act in a certain way from the projects perspective.
- **Standard** - Indicates that the Driver associated with this DriverKind is the kind of thing that forces the enterprise to work or act in a certain way from the standards perspective.
- **Other** - Indicates that the Driver associated with this DriverKind is the kind of thing that forces the enterprise to work or act in a certain way from some nonspecific perspective.
- **Architecture Principle** - Indicates that the Driver associated with this DriverKind is the kind of underlying general rule or guideline for the use and deployment of assets across the enterprise.

Commented [AM92]: [UAF12-50](#)

Enables

Commented [AM93]: [UAF12-49](#)

Package: Motivation

isAbstract: No

Generalization: MeasurableElement

Extension: Dependency

Description

A dependency relationship denoting that an Opportunity provides the means for achieving an EnterpriseGoal or Objective.

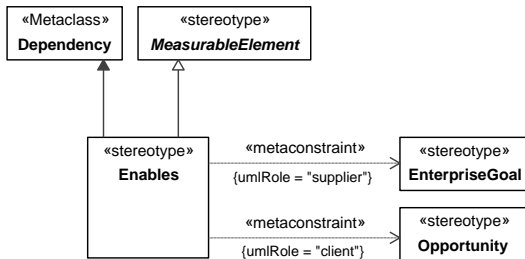


Figure 3:31 - Enables

Constraints

- [1] Enables.client Value for the client metaproperty must be stereotyped «Opportunity».
- [2] Enables.supplier Value for the supplier metaproperty must be stereotyped «EnterpriseGoal» or its specializations.

ImpactedBy

Commented [AM94]: [UAF12-50](#)

Package: Motivation

isAbstract: No

Generalization: MeasurableElement

Extension: Abstraction

Description

A dependency relationship denoting that a Capability is affected by an Opportunity.

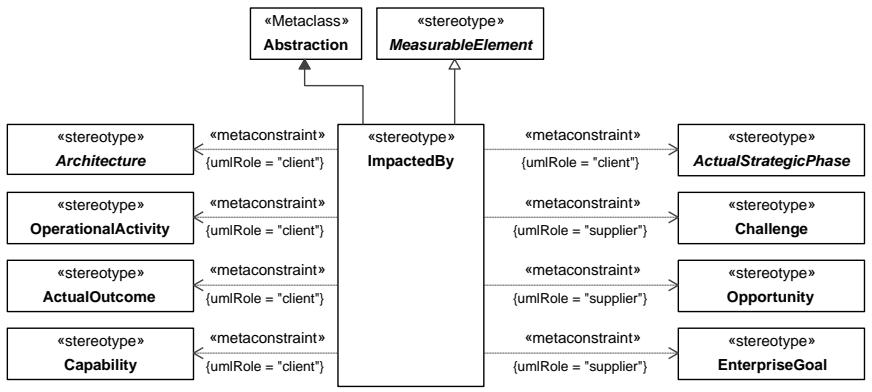


Figure 3:32 - ImpactedBy Constraints

[1] ImpactedBy.client

In case of value for ImpactedBy.supplier is stereotyped:
 a. «Challenge» or its specializations, values for the client metaproperty must be stereotyped by any of specializations of «Architecture» or «ActualStrategicPhase», or «OperationalActivity» or its specializations,
 b. «Opportunity» or its specializations, values for the client metaproperty must be stereotyped «Capability» or its specializations,
 c. «EnterpriseGoal» or its specializations, values for the client metaproperty must be stereotyped «ActualOutcome» or its specializations,
 |

[2] ImpactedBy.supplier

In case of value for ImpactedBy.client is stereotyped:
 a. by any of specializations of «Architecture», values for the supplier metaproperty must be stereotyped «Challenge» or its specializations,
 b. by any of specializations of «ActualStrategicPhase», values for the supplier metaproperty must be stereotyped «Challenge» or its specializations,
 c. «OperationalActivity» or its specializations, values for the supplier metaproperty must be stereotyped «Challenge» or its specializations,
 d. «Capability» or its specializations, values for the supplier metaproperty must be stereotyped «Opportunity» or its specializations,
 e. «ActualOutcome» or its specializations, values for the supplier metaproperty must be stereotyped «EnterpriseGoal» or its specializations,
 |

MotivatedBy

Package: Motivation

isAbstract: No

Generalization: MeasurableElement

Extension: Dependency

Description

A dependency relationship denoting the reason or reasons one has for acting or behaving in a particular way

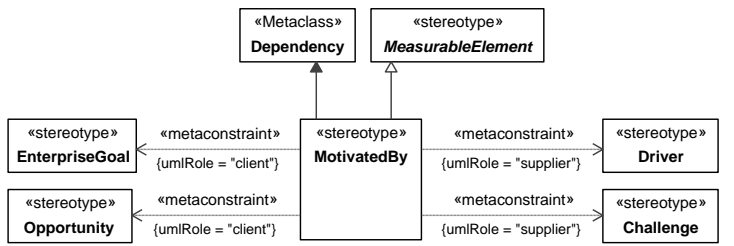


Figure 3:33 - MotivatedBy Constraints

- [1] MotivatedBy.client In case of value for ImpactedBy.supplier is stereotyped:
 - a. «Challenge» or its specializations, values for the client metaproperty must be stereotyped «Opportunity» or its specializations.
 - b. «Driver» or its specializations, values for the client metaproperty must be stereotyped «EnterpriseGoal» or its specializations.
- [2] MotivatedBy.supplier In case of value for ImpactedBy.client is stereotyped:
 - a. «Opportunity» or its specializations, values for the supplier metaproperty must be stereotyped «Challenge» or its specializations.
 - b. «EnterpriseGoal» or its specializations, values for the supplier metaproperty must be stereotyped «Driver» or its specializations.

MotivationalElement

Package: Motivation

isAbstract: Yes

Generalization: PropertySet, Block

Extension: Class

Description

An abstract kind of element in the model that provides the reason or reasons one has for acting or behaving in a particular way

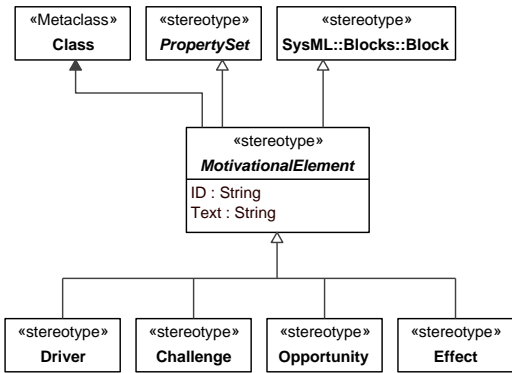


Figure 3:34 - MotivationalElement

Attributes

ID : Numerical identifier for tracking and sorting Motivational Elements.

Text : Description of a Motivational Element.

Opportunity

Package: Motivation

isAbstract: No

Generalization: MotivationalElement, PhaseableElement, AffectableElement

Extension: Class

Description

An existing or potential favorable circumstance or combination of circumstances which can be advantageous for addressing enterprise Challenges.

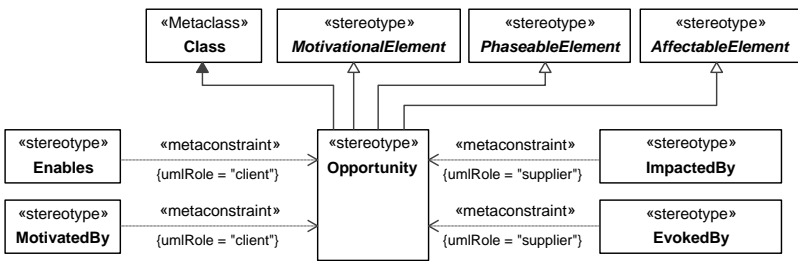


Figure 3:35 - Opportunity

PresentedBy

Package: Motivation

isAbstract: No

Generalization: MeasurableElement

Commented [AM95]: [UAF12-49](#)

Commented [AM96]: [UAF12-50](#)

Extension: Dependency

Description

A dependency relationship denoting that a Challenge must be overcome for addressing a Driver.

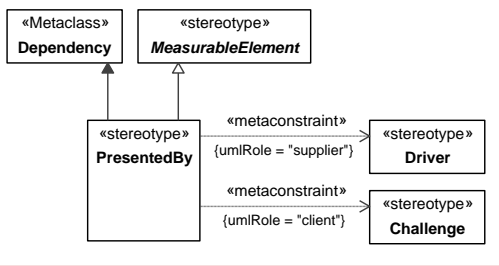


Figure 3:36 - PresentedBy

Constraints

- [1] PresentedBy.client Value for the client metaproperty must be stereotyped «Challenge» or its specializations.
- [2] PresentedBy.supplier Value for the supplier metaproperty must be stereotyped «Driver» or its specializations.

UAF::Strategic::Taxonomy

Contains the elements that contribute to the Strategic Taxonomy [ViewpointView Specification](#).

Commented [AM97]: [UAF12-41](#)

ActualEnterprisePhase

Commented [AM98]: [UAF12-117](#) Moved to section UAF::Strategic::Processes

Package: Taxonomy

isAbstract: No

Generalization: ~~ActualPropertySet, CapableElement, Achiever~~

Extension: InstanceSpecification

Description

A phase of an actual enterprise endeavor.

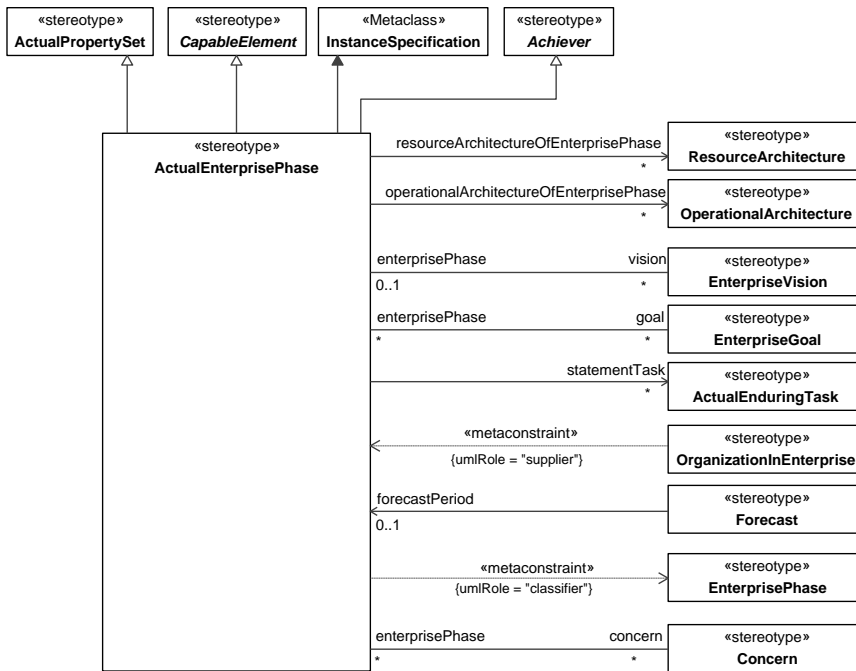


Figure 3:35 – ActualEnterprisePhase

Associations

concern : Concern[*]	-	The Goal towards which this Phase is directed and is in support of.
goal : EnterpriseGoal[*]	-	Relates an ActualEnterprisePhase to its relevant OperationalArchitecture.
operationalArchitectureOfEnterprisePhase : OperationalArchitecture[*]	-	Relates an ActualEnterprisePhase to its relevant ResourceArchitecture.
resourceArchitectureOfEnterprisePhase : ResourceArchitecture[*]	-	Relates the ActualEnterprisePhase to the ActualEnduringTasks that are intended to be implemented during that phase.
statementTask : ActualEnduringTask[*]	-	The Vision towards which this Phase is directed and is in support of.
vision : EnterpriseVision[*]	-	

Constraints

[1] ActualEnterprisePhase.classifier	Value for the classifier metaproperty must be stereotyped by «EnterprisePhase» or its specializations.
[2] ActualEnterprisePhase.start/endDate	Must fall within the start and end dates of the enclosing ActualEnterprisePhase having this ActualEnterprisePhase set as a value for a slot.

Capability

Package: Taxonomy

isAbstract: No

Generalization: [PropertySet](#), [Desirer](#), Block, [PhaseableElement](#), [AffectableElement](#), [SubjectOfStrategicConstraint](#)

Extension: Class

Description

An enterprise's ability to Achieve a [desired effectDesiredEffect](#) realized through a combination of ways and means (e.g.e.g., [CapabilityConfigurations](#)) along with specified measures.

Commented [AM99]: [UAF12-15](#)

Commented [AM100]: [UAF12-51](#)

Commented [AM101]: [UAF12-118](#)

Commented [AM102]: [UAF12-48](#)

Commented [AM103]: [UAF12-15](#)
[UAF12-51](#)
[UAF12-17](#)
[UAF12-50](#)
[UAF12-118](#)

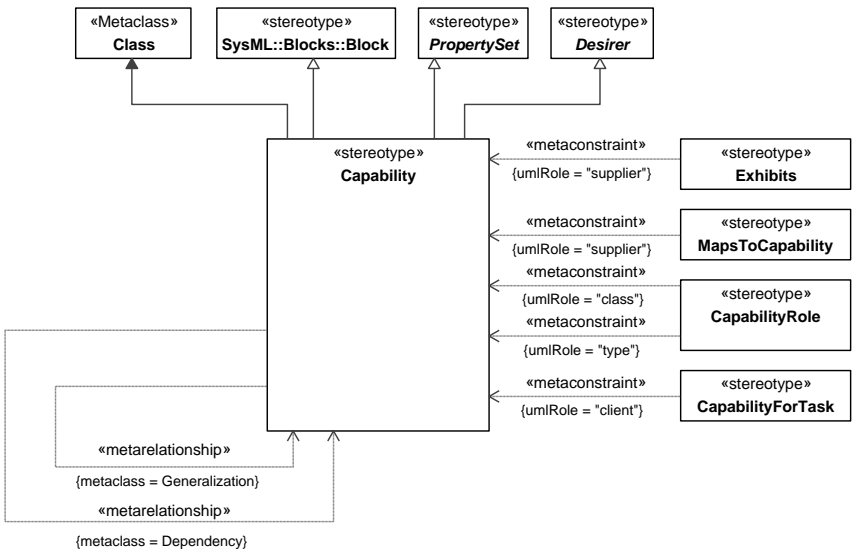
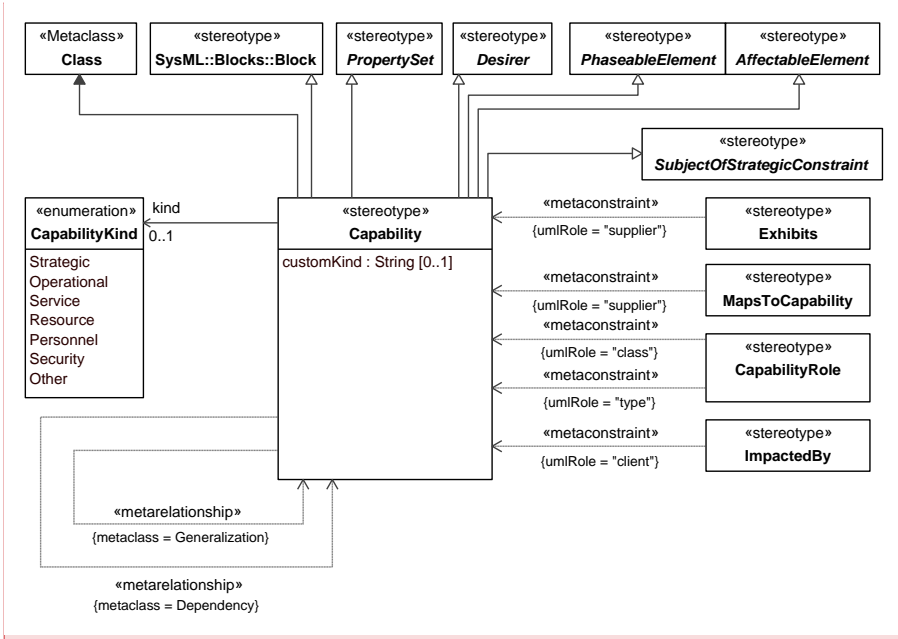


Figure 3:36 - Capability
 Unified Architecture Framework Modeling Language (UAFML) Version 1.2 Unified Architecture Framework Profile (UAFP)
 Version 1.1

Attributes

`customKind : String[0..1]` Identification of a special kind of Capability that is different from one of the predefined enumerated kinds.

Commented [AM104]: [UAF12-17](#)

Associations

`kind : CapabilityKind[0..1]` Selection of the enumerated kind for this element.

CapabilityKind

Package: Taxonomy

isAbstract: No

Description

Enumeration of the possible kinds of Capability. Its enumeration literals are:

- **Strategic** - Indicates that the Capability associated with this CapabilityKind is the ability, aptitude or fitness that an enterprise asset can have performing a Mission, ValueStream or conducting an Enduring Task to enable achievement of desired Effects and Outcomes.
- **Operational** - Indicates that the Capability associated with this CapabilityKind is the ability, aptitude or fitness that OperationalAgent can have performing an Operational Activity, Mission task, or conducting an Enduring Task.
- **Service** - Indicates that the Capability associated with this CapabilityKind is the ability, aptitude or fitness that a Service can have performing a Service Function.
- **Resource** - Indicates that the Capability associated with this CapabilityKind is the ability, aptitude or fitness that a ResourcePerformer (e.g., ResourceArchitecture, CapabilityConfiguration, ResourceArtifact, ResourceService) can have performing a Function.
- **Personnel** - Indicates that the Capability associated with this CapabilityKind is the ability, aptitude or fitness that an Organizational Resource (e.g., Organization, Person, Post, Responsibility) can have performing a Function.
- **Security** - Indicates that the Capability associated with this CapabilityKind is the ability, aptitude or fitness that an OperationalMitigation or ResourceMitigation can have performing a Security Process.
- **Other** - Indicates that the Capability associated with this CapabilityKind is the ability, aptitude or fitness that unspecified entity can have performing an Activity, Mission task, or conducting an Enduring Task.

Commented [AM105]: [UAF12-17](#)

EnterpriseGoal

Package: Taxonomy

isAbstract: No

Generalization: [PropertySet](#), Requirement, [PhaseableElement](#), [AffectableElement](#)

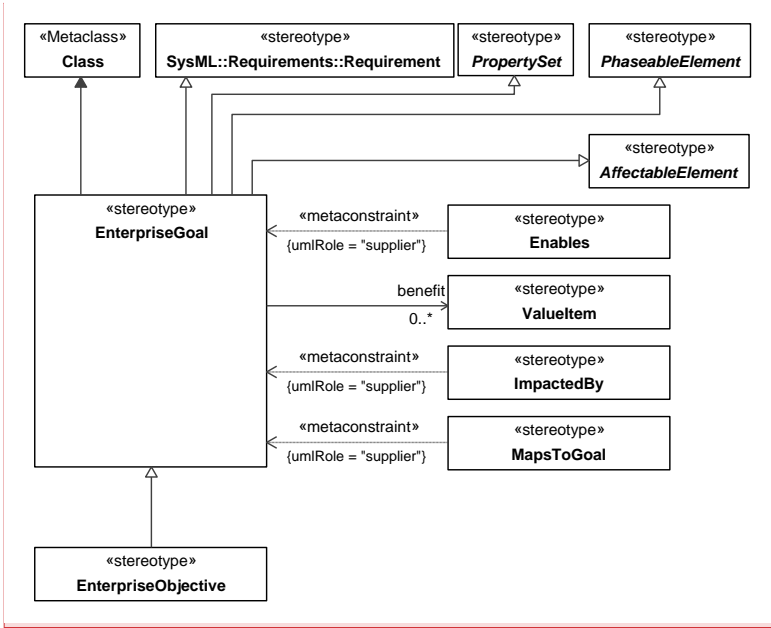
Extension: Class

Description

A statement about a state or condition of the enterprise to be brought about or sustained through appropriate Means. An EnterpriseGoal amplifies an EnterpriseVision that is, it indicates what must be satisfied on a continuing basis to effectively attain the EnterpriseVision. <http://www.omg.org/spec/BMM/1.3/>

Commented [AM106]: [UAF12-15](#)

Commented [AM107]: [UAF12-51](#)



Commented [AM108]: [UAF12-15](#)
[UAF12-51](#)
[UAF12-50](#)
[UAF12-117](#)

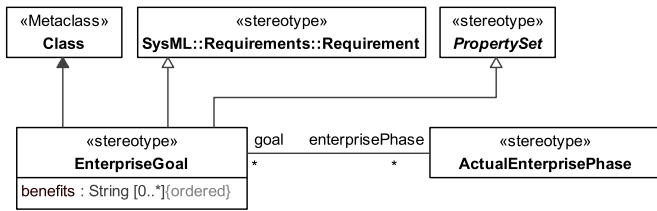


Figure 3:37 - EnterpriseGoal
 Attributes

benefits : [String ValueItem](#)[0..*] [An advantage or profit gained from achieving the EnterpriseGoal](#)A description of the usefulness of the Goal in terms of why the state or condition of the Enterprise is worth attaining.

Associations

enterprisePhase : [ActualEnterprisePhase](#)[*] [Relates the EnterpriseGoal to the ActualEnterprisePhase in which the EnterpriseGoal is attained.](#)

EnterpriseObjective

Package: [Taxonomy](#)

isAbstract: No

Generalization: [EnterpriseGoal](#)

Extension: [Class](#)

Commented [AM109]: [UAF12-52](#)
 Commented [AM110]: [UAF12-15](#)

Description

A statement of an attainable, time-targeted, and measurable target that the enterprise seeks to meet in order to achieve its Goals. <http://www.omg.org/spec/BMM/1.3/>

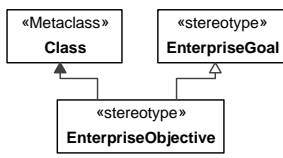


Figure 3:39 - EnterpriseObjective

Commented [AM111]: [UAF12-117](#)

EnterprisePhase

Package: Taxonomy

isAbstract: No

Generalization: PropertySet, Block

Extension: Class

Description

A type of a current or future state of the enterprise.

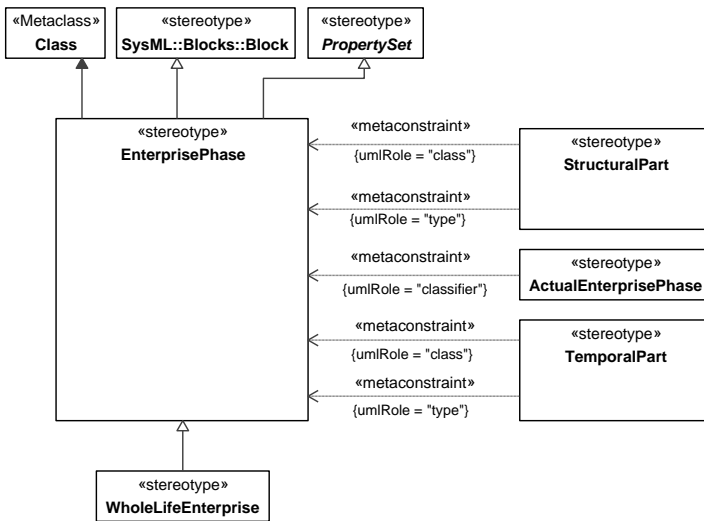


Figure 3:38 - EnterprisePhase

Commented [AM112]: [UAF12-15](#) Renamed and moved to the same section to keep alphabetical order of stereotypes.

EnterpriseVision

Package: Taxonomy

isAbstract: No

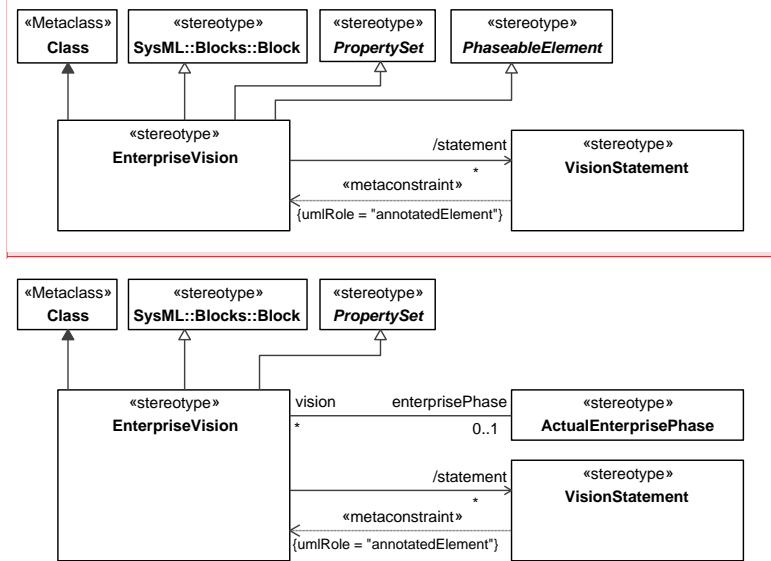
Generalization: PropertySet, Block, PhaseableElement

Extension: Class

Commented [AM113]: [UAF12-15](#)

Description

A Vision describes the future state of the enterprise, without regard to how it is to be achieved.
<http://www.omg.org/spec/BMM/1.3/>



Commented [AM114]: [UAF12-15](#)

Figure 3:39 - EnterpriseVision

Associations

`enterprisePhase : ActualEnterprisePhase[0..1]` Relates the EnterpriseVision to the ActualEnterprisePhase in which the EnterpriseVision is expected to be realized.

`statement : VisionStatement[*]` A description of the Vision.

Commented [AM115]: [UAF12-15](#)

OwnsValue

Commented [AM116]: [UAF12-117](#)

Package: Taxonomy

isAbstract: No

Generalization: Allocate, [MeasurableElement](#)

Extension: Abstraction

Description

An abstraction relationship denoting that an ActualOrganizationalResource owns a ValueItem

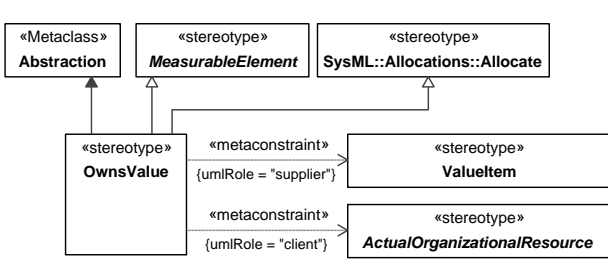


Figure 3:41 - OwnsValue

Constraints

- [1] OwnsValue.client Value for the client metaproperty must be stereotyped by any of specializations of «ActualOrganizationalResource».
- [2] OwnsValue.supplier Value for the supplier metaproperty must be stereotyped «ValueItem» or its specializations.

PhaseableElement

Package: Taxonomy

isAbstract: Yes

Generalization: [UAFElement](#)

Extension: Element

Description

An abstract element that indicates the types of elements that can be assigned to a specific ActualStrategicPhase.

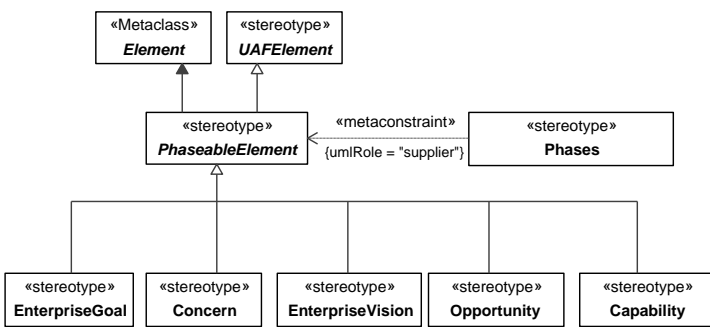


Figure 3:42 - PhaseableElement

Commented [AM117]: [UAF12-15](#)

StrategicAsset

Package: Taxonomy

isAbstract: Yes

Generalization: [Asset](#)

Extension: Class

Description

An abstract element that indicates the types of strategic elements that can be affected by Risk.

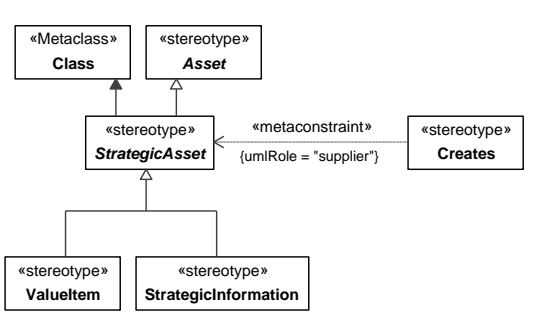


Figure 3:43 - StrategicAsset

Commented [AM118]: [UAF12-52](#)

EnterprisePhase StrategicPhase

Commented [AM119]: [UAF12-15](#)

Package: Taxonomy

isAbstract: No

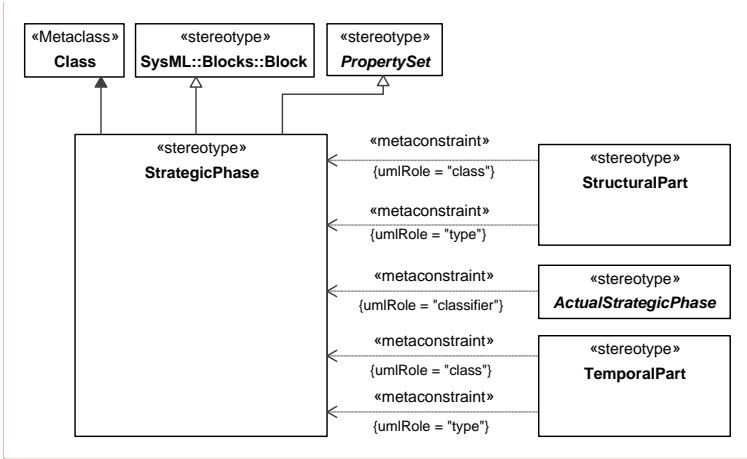
Generalization: [PropertySet](#), Block

Extension: Class

Description

A type of a current or future phase of the enterprise, mission, ValueStream, or EnduringTask. A type of a current or future state of the enterprise.

Commented [AM120]: [UAF12-15](#)



Commented [AM121]: [UAF12-15](#)
[UAF12-117](#)

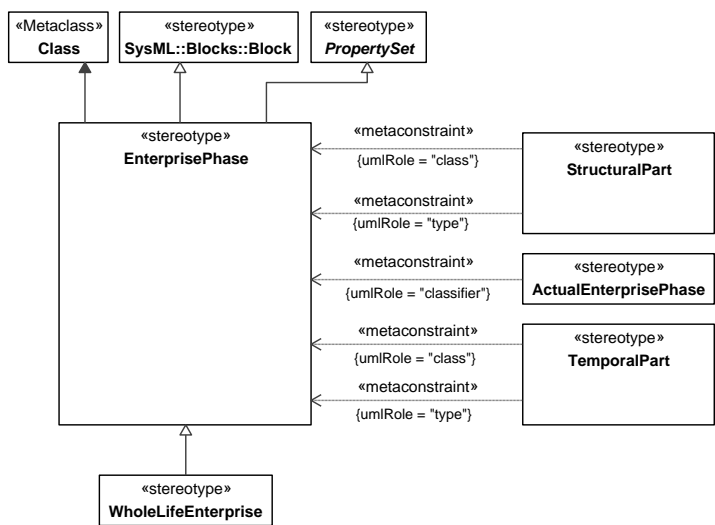


Figure 3:38 - EnterprisePhaseStrategicPhase

Commented [AM122]: [UAF12-15](#)

ValueItem

Package: Taxonomy

isAbstract: No

Generalization: MeasurementSet, StrategicAsset

Extension: DataType

Description

An ideal, custom, or institution that an enterprise promotes or agrees with. It may be positive or negative, depending on point of view.

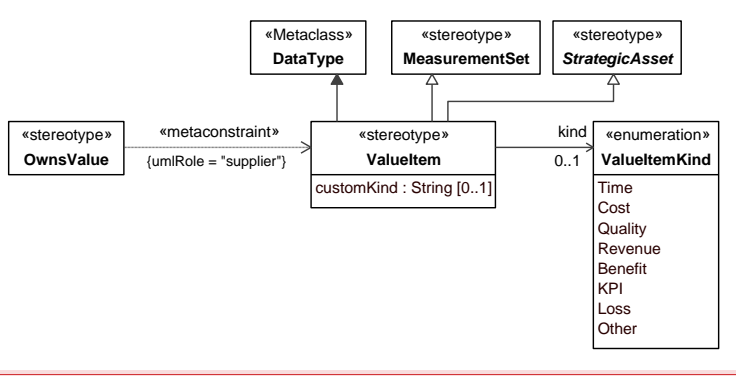


Figure 3:45 - ValueItem

Attributes

customKind : String[0..1] Captures the kind of ValueItem if the ValueItemKind has been set to "Other".

Associations

kind : ValueItemKind[0..1] Captures the kind of ValueItem.

ValueItemKind

Package: Taxonomy

isAbstract: No

Description

Enumeration of the possible kinds of ValueItem. Its enumeration literals are:

- Time - Indicates that the ValueItem associated with this ValueItemKind is the measured or measurable period during which an activity, process, or condition exists or continues.
- Cost - Indicates that the ValueItem associated with this ValueItemKind is an amounts that an enterprise incurs in order to make goods and/or provide services.
- Quality - Indicates that the ValueItem associated with this ValueItemKind is a measure of excellence.
- Revenue - Indicates that the ValueItem associated with this ValueItemKind is an income that an enterprise receives regularly, or an amount representing such income
- Benefit - Indicates that the ValueItem associated with this ValueItemKind is an advantage or profit gained from achieving the EnterpriseGoal.
- KPI - Indicates that the ValueItem associated with this ValueItemKind is a measurable value that demonstrates how effectively an enterprise is achieving key EnterpriseGoals and Objectives.
- Loss - Indicates that the ValueItem associated with this ValueItemKind is an amount of money lost by an enterprise.
- Other - Indicates that the ValueItem associated with this ValueItemKind is not one of the standard ValueItemKinds.

Commented [AM123]: UAF12-52

VisionStatement

Package: Taxonomy

isAbstract: No

Generalization: MeasurableElement

Extension: Comment

Description

A type of comment that describes the future state of the enterprise, without regard to how it is to be achieved.
<http://www.omg.org/spec/BMM/1.3/>

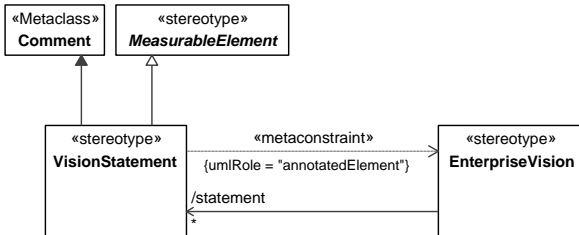


Figure 3:40 - VisionStatement

Constraints

- [1] VisionStatement.ownedAttribute Values for annotatedElement metaproperty must be stereotyped «EnterpriseVision» or its specializations.

WholeLifeEnterprise

Package: Taxonomy

isAbstract: No

Generalization: [ActualEnterprisePhase](#), [EnterprisePhase](#)

Extension: [InstanceSpecificationClass](#)

Description

A WholeLifeEnterprise is a purposeful endeavor of any size involving people, organizations and supporting systems. It is made up of TemporalParts and StructuralParts.

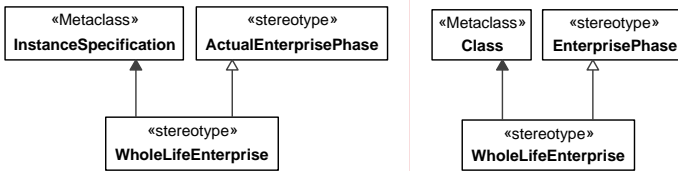


Figure 3:41 - WholeLifeEnterprise

UAF::Strategic::Structure

Contains the elements that contribute to the Strategic Structure [ViewpointView Specification](#).

CapabilityRole

Package: Structure

isAbstract: No

Generalization: [MeasurableElement](#), [Desire](#)

Extension: Property

Description

Property of a Capability typed by another Capability, enabling whole-part relationships and structures.

Commented [AM124]: [UAF12-117](#)

Commented [AM125]: [UAF12-117](#)

Commented [AM126]: [UAF12-117](#)

Commented [AM127]: [UAF12-41](#)

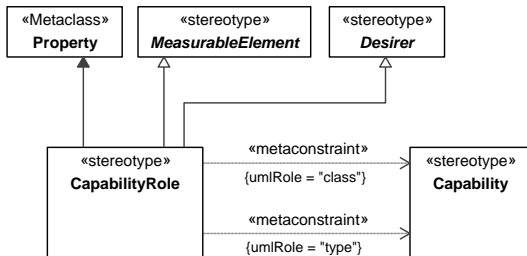


Figure 3:42 - CapabilityRole

Constraints

- [1] CapabilityRoleCapabilityProperty.class Value for class metaproperty must be stereotyped «Capability» or its specializations.
- [2] CapabilityRoleCapabilityProperty.type Value for type metaproperty must be stereotyped «Capability» or its specializations.

Commented [AM128]: [UAF12-48](#)

Commented [AM129]: [UAF12-48](#)

StructuralPart

Package: Structure

isAbstract: No

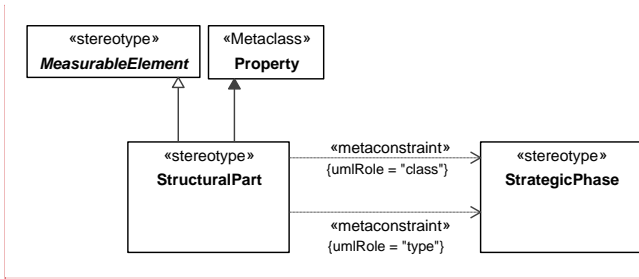
Generalization: [MeasurableElement](#)

Extension: Property

Description

Usage of a StrategicPhase in the context of another StrategicPhase. It asserts that one StrategicPhase is a spatial part of another. Creates a whole-part relationship that represents the structure of the StrategicPhaseUsage of an EnterprisePhase in the context of another EnterprisePhase. It asserts that one EnterprisePhase is a spatial part of another. Creates a whole-part relationship that represents the structure of the EnterprisePhase.

Commented [AM130]: [UAF12-15](#)



Commented [AM131]: [UAF12-15](#)

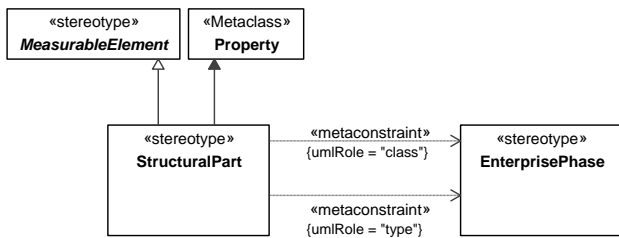


Figure 3:43 - StructuralPart

Constraints

- [1] StructuralPart.class Value for class metaproperty must be stereotyped ~~«StrategicPhase EnterprisePhase»~~ or its specializations.
- [2] StructuralPart.type Value for type metaproperty must be stereotyped ~~«StrategicPhase EnterprisePhase»~~ or its specializations.

Commented [AM132]: [UAF12-15](#)

Commented [AM133]: [UAF12-15](#)

TemporalPart

Package: Structure

isAbstract: No

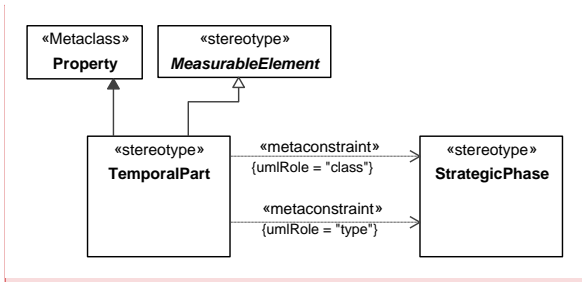
Generalization: [MeasurableElement](#)

Extension: Property

Description

~~Usage of a StrategicPhase in the context of another StrategicPhase. It asserts that one StrategicPhase is a spatial part of another. Creates a whole-part relationship that represents the temporal structure of the StrategicPhaseUsage of an EnterprisePhase in the context of another EnterprisePhase. It asserts that one EnterprisePhase is a spatial part of another. Creates a whole-part relationship that represents the temporal structure of the EnterprisePhase.~~

Commented [AM134]: [UAF12-15](#)



Commented [AM135]: [UAF12-15](#)

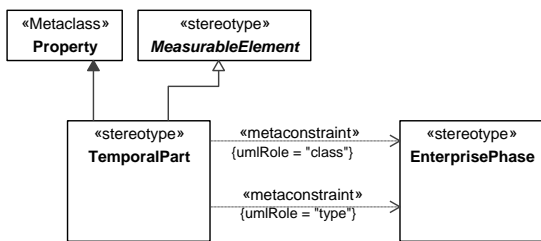


Figure 3:44 - TemporalPart Constraints

- [1] TemporalPart.class Value for class metaproperty must be stereotyped «StrategicPhase EnterprisePhase» or its specializations.
- [2] TemporalPart.type Value for type metaproperty must be stereotyped «StrategicPhase EnterprisePhase» or its specializations.

Commented [AM136]: [UAF12-15](#)

Commented [AM137]: [UAF12-15](#)

UAF::Strategic::Connectivity

Contains the elements that contribute to the Strategic Connectivity View Specification.

StrategicExchange

Package: Connectivity

isAbstract: No

Generalization: Exchange

Extension: InformationFlow
Description

Asserts that a flow can exist between ActualStrategicPhases (i.e. flows of information, people, materiel, or energy).

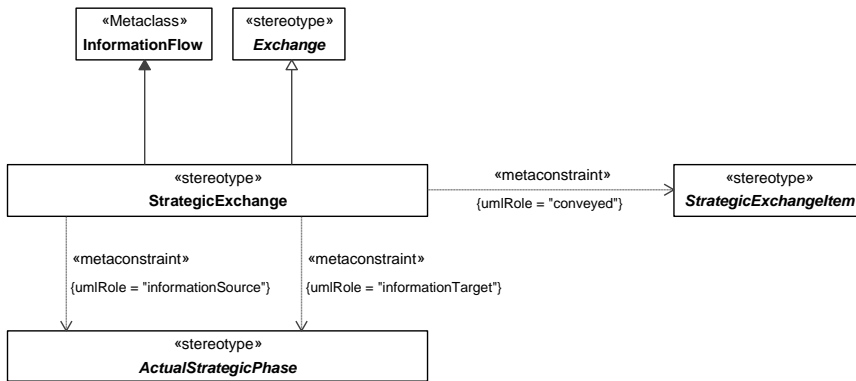


Figure 3:51 - StrategicExchange

Constraints

- [1] StrategicExchange.conveyed Value for conveyed metaproperty has to be stereotyped by any of specializations of «StrategicExchangeItem».
- [2] StrategicExchange.informationSource Value for informationSource metaproperty has to be stereotyped by any of specializations of «ActualStrategicPhase».
- [3] StrategicExchange.informationTarget Value for informationTarget metaproperty has to be stereotyped by any of specializations of «ActualStrategicPhase».

StrategicExchangeItem

Package: Connectivity

isAbstract: Yes

Generalization: Resource

Extension: Element

Description

An abstract grouping for elements that defines the types of elements that can be exchanged between ActualStrategicPhases and conveyed by a StrategicExchange.

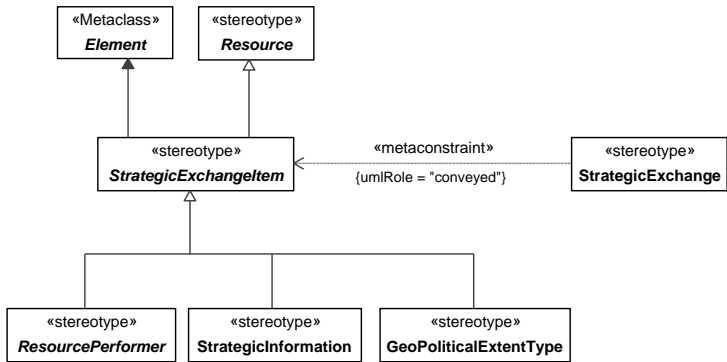


Figure 3:52 - StrategicExchangeItem

Commented [AM138]: [UAF12-52](#)

UAF::Strategic::Processes

Contains the elements that contribute to the Strategic Processes [ViewpointView Specification](#).

Commented [AM139]: [UAF12-41](#)

ActualEnduringTask

Package: Processes

isAbstract: No

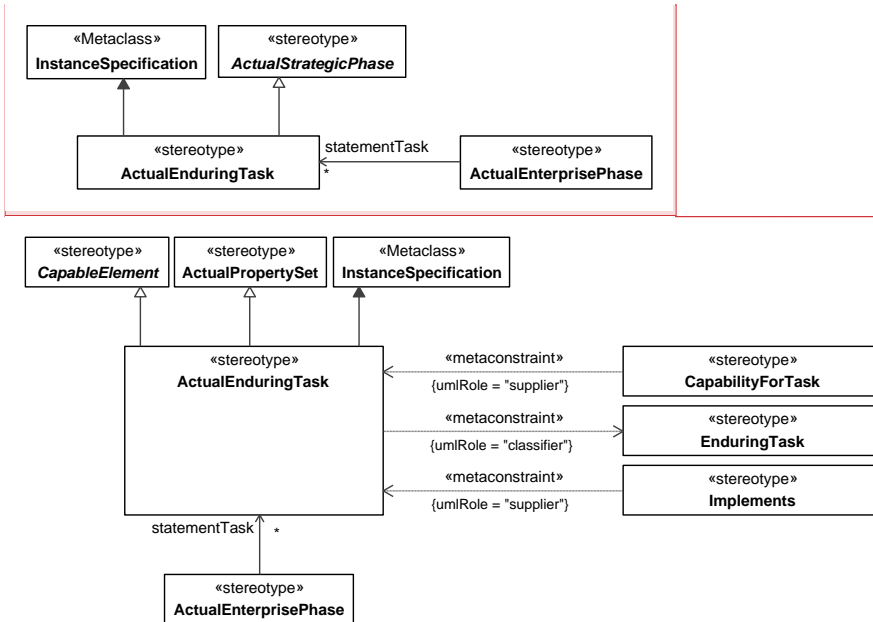
Generalization: [ActualStrategicPhaseCapableElement](#), [ActualPropertySet](#)

Commented [AM140]: [UAF12-15](#)

Extension: InstanceSpecification

Description

An actual undertaking recognized by an enterprise as being essential to achieving its goals - i.e., a strategic specification of what the enterprise does.



Commented [AM141]: [UAF12-15](#)

Figure 3:45 - ActualEnduringTask

Constraints

[1] ActualEnduringTask.classifier Value for the classifier metaproperty must be stereotyped by «EnduringTask» or its specializations.

Commented [AM142]: [UAF12-15](#)

ActualEnterprisePhase

Package: [TaxonomyProcesses](#)

isAbstract: No

Generalization: [ActualStrategicPhase](#), [ActualPropertySet](#), [CapableElement](#), [Achiever](#)

Extension: InstanceSpecification

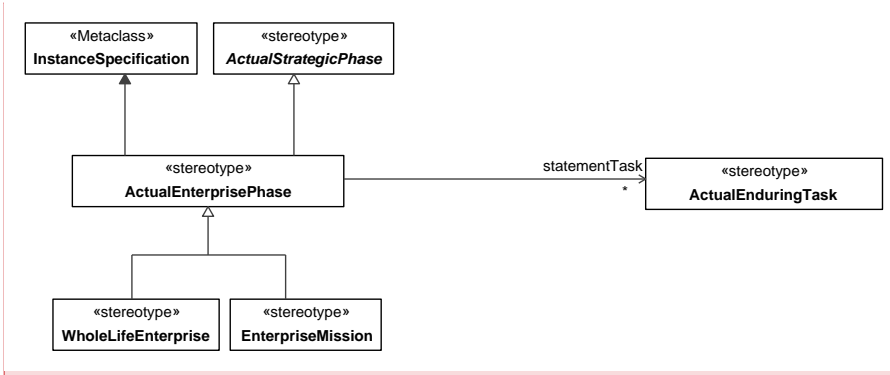
Description

A time period within which a set of Capabilities are deployed. A phase of an actual enterprise endeavor.

Commented [AM143]: [UAF12-117](#)

Commented [AM144]: [UAF12-117](#)

Commented [AM145]: [UAF12-117](#)



Commented [AM146]: [UAF12-117](#)
[UAF12-15](#)

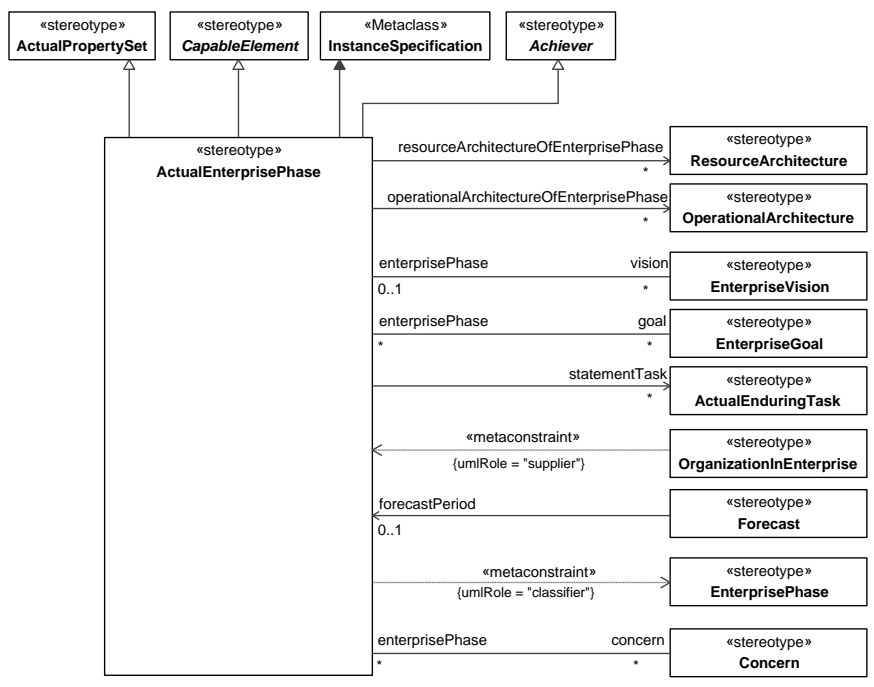


Figure 3:35 - ActualEnterprisePhase
 Associations

concern - Concern[*]
 goal - EnterpriseGoal[*]

The Goal towards which this Phase is directed and is in support of.

`operationalArchitectureOfEnterprisePhase : OperationalArchitecture[*]` Relates an ActualEnterprisePhase to its relevant OperationalArchitecture.

`resourceArchitectureOfEnterprisePhase : ResourceArchitecture[*]` Relates an ActualEnterprisePhase to its relevant ResourceArchitecture.

`statementTask : ActualEnduringTask[*]` Relates the ActualEnterprisePhase to the ActualEnduringTasks that are intended to be implemented during that phase.

`vision : EnterpriseVision[*]` The Vision towards which this Phase is directed and is in support of.

Commented [AM147]: [UAF12-15](#)

Commented [AM148]: [UAF12-15](#)

Commented [AM149]: [UAF12-117](#)

Constraints

- [1] ActualEnterprisePhase.classifier Value for the classifier metaproperty must be stereotyped by «EnterprisePhase» or its specializations.
- [2] ActualEnterprisePhase.start/endDate Must fall within the start and end dates of the enclosing ActualEnterprisePhase having this ActualEnterprisePhase set as a value for a slot.

CapabilityForTask

Package: Processes

isAbstract: No

Generalization: MeasurableElement, Allocate

Extension: Abstraction

Description

An abstraction relationship that asserts that a Capability is required in order for an Enterprise to conduct a phase of an EnduringTask.

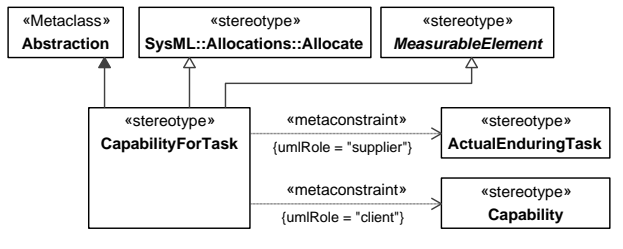


Figure 3:46 – CapabilityForTask

Constraints

- [1] CapabilityForTask.client Value for the client metaproperty must be stereotyped «Capability» or its specializations.
- [2] CapabilityForTask.supplier Value for the supplier metaproperty must be stereotyped «ActualEnduringTask» or its specializations.

EnduringTask

Package: Processes

isAbstract: No

Generalization: PropertySet, Block

Extension: Class

Description

A type of template behavior recognized by an enterprise as being essential to achieving its goals—i.e. a template for a strategic specification of what the enterprise does.

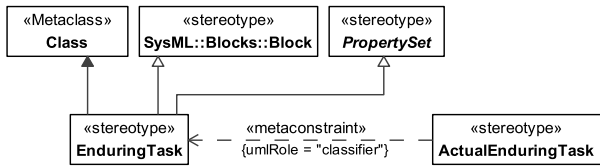


Figure 3:47 – EnduringTask

Commented [AM150]: [UAF12-117](#)

EnterprisePhase

Package: Taxonomy

isAbstract: No

Generalization: PropertySet, Block

Extension: Class

Description

A type of a current or future state of the enterprise.

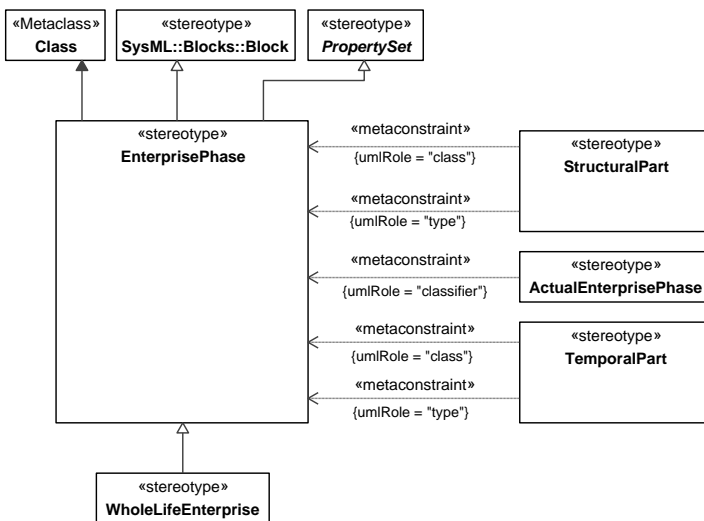


Figure 3:38 – EnterprisePhase

Commented [AM151]: [UAF12-15](#)

ActualStrategicPhase

Package: Processes

isAbstract: Yes

Generalization: Achiever, ActualPropertySet

Extension: InstanceSpecification

Description

Commented [AM152]: [UAF12-117](#)
[UAF12-15](#)

A phase of an actual enterprise, mission, ValueStream or EnduringTask endeavor.

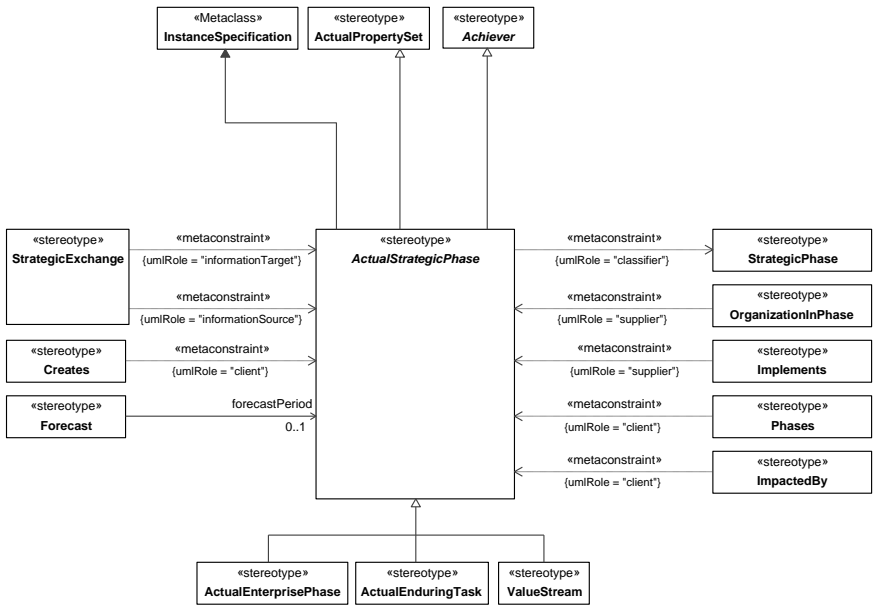


Figure 3:55 - ActualStrategicPhase

Constraints

- [1] ActualStrategicPhase.classifier Value for the classifier metaproperty must be stereotyped by «StrategicPhase» or its specializations.
- [2] ActualStrategicPhase.start/endDate Must fall within the start and end dates of the enclosing ActualStrategicPhase having this ActualStrategicPhase set as a value for a slot.

Creates

Package: Processes

isAbstract: No

Generalization: MeasurableElement

Extension: Dependency

Description

A dependency relationship denoting that an ActualStrategicPhase brings into existence a StrategicAsset.

Commented [AM153]: UAF12-52

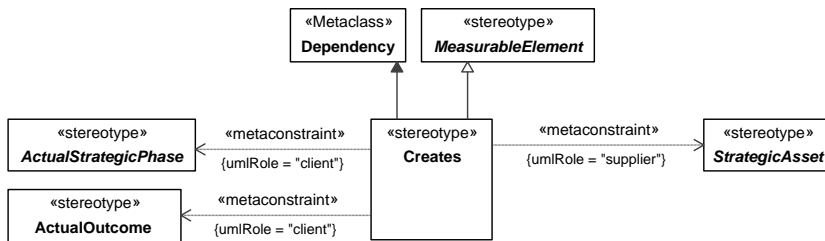


Figure 3:56 - Creates

Constraints

- [1] **Creates.client** Value for the client metaproperty must be stereotyped «ActualOutcome» or its specializations, or any of specializations of «ActualStrategicPhase».
- [2] **Creates.supplier** Value for the supplier metaproperty must be stereotyped by any of specializations of «StrategicAsset».

EnterpriseMission

Package: Processes

isAbstract: No

Generalization: ActualEnterprisePhase

Extension: InstanceSpecification

Description

Mission captures at a high level what you will do to realize your vision

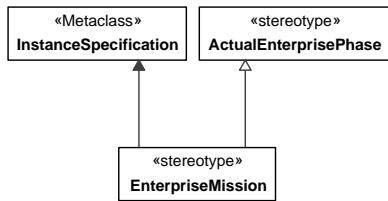


Figure 3:57 - EnterpriseMission

ValueStream

Package: Processes

isAbstract: No

Generalization: ActualStrategicPhase

Extension: InstanceSpecification

Description

An end-to-end collection of activities that create a result for a customer, who may be the ultimate customer or an internal end-user of the value stream. Value stream nested within another value stream may represent Value Stream Stage - a distinct, identifiable phase or step within a value stream [The Business Architecture Metamodel Guide, 2020].

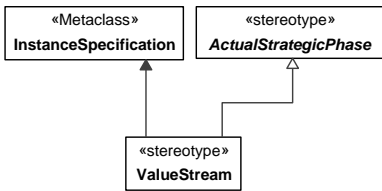


Figure 3:58 - ValueStream

Commented [AM154]: [UAF12-117](#)

UAF::Strategic::States

Contains the elements that contribute to the Strategic States [ViewpointView Specification](#).

Commented [AM155]: [UAF12-41](#)

AchievedEffect

Package: States

isAbstract: No

Generalization: MeasurableElement

Extension: Dependency

Description

A dependency relationship that exists between an ActualState (e.g., observed/measured during testing) of an element that attempts to achieve a DesiredEffect and an Achiever.

Commented [AM156]: [UAF12-48](#) Renamed to Achieves and moved down to keep the alphabetical ordering of elements.

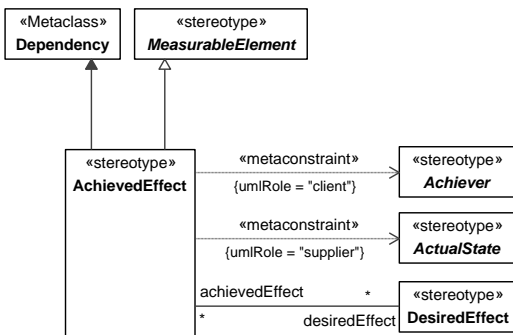


Figure 3:48 - AchievedEffect

Associations

desiredEffect : DesiredEffect[*] Relates the effect that is achieved with the originally expected DesiredEffect. Providing a means of comparison, between the expectation of the desirer and the actual result.

Constraints

[1] AchievedEffect.client Value for the client metaproperty must be stereotyped by the specialization of «Achiever».

[2] AchievedEffect.supplier Value for the supplier metaproperty must be stereotyped by the specialization of «ActualState».

Achiever

Package: States

Unified Architecture Framework Modeling Language (UAFML) Version 1.2 Unified Architecture Framework Profile (UAFP) Version 1.1

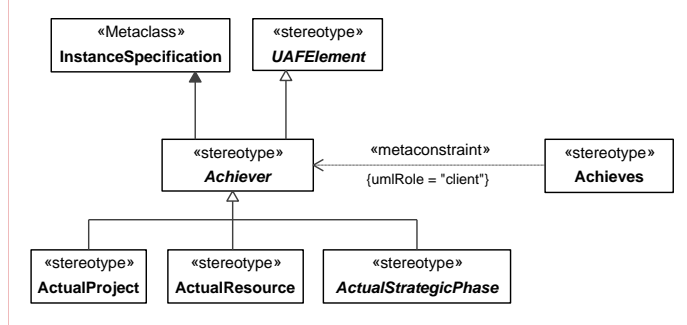
isAbstract: Yes

Generalization: [UAFElement](#)

Extension: InstanceSpecification

Description

An [ActualResource](#), [ActualProject](#) or [ActualEnterprisePhase](#)-[ActualStrategicPhase](#) that can deliver a [DesiredEffect](#)~~desired effect~~.



Commented [AM157]: [UAF12-48](#)

Commented [AM158]: [UAF12-48](#)
[UAF12-15](#)

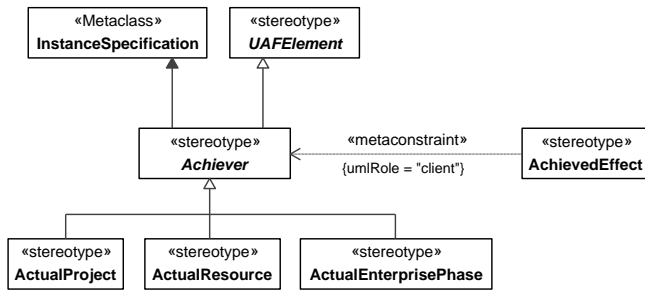


Figure 3:49 - Achiever

[AchievedEffect](#)[Achieves](#)

Package: States

isAbstract: No

Generalization: [MeasurableElement](#)

Extension: Dependency

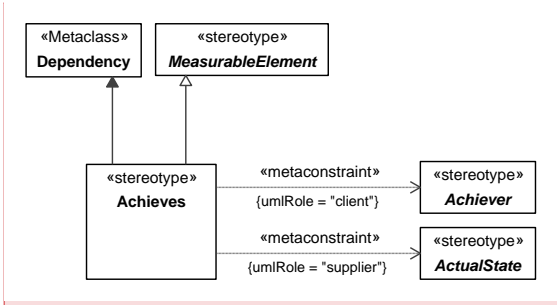
Description

A dependency relationship that exists between an [ActualState](#) (e.g., observed/measured during testing) of an element that attempts to achieve a [DesiredEffect](#)~~desired effect~~ and an Achiever.

Commented [AM159]: [UAF12-48](#)

Formatted: English (United States)

Commented [AM160]: [UAF12-48](#)



Commented [AM161]: [UAF12-48](#)

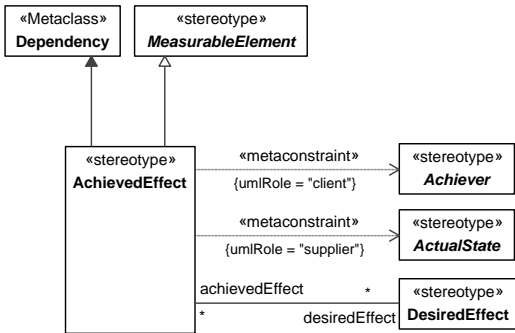


Figure 3:48 - **AchievedEffectAchieves**

Associations

desiredEffect : **DesiredEffect**[*] *Relates the effect that is achieved with the originally-expected DesiredEffect. Providing a means of comparison, between the expectation of the desirer and the actual result.*

Commented [AM162]: [UAF12-48](#)

Formatted: English (United States)

Commented [AM163]: [UAF12-48](#)

Constraints

- [1] **AchievedEffectAchieves**.client Value for the client metaproperty must be stereotyped by the specialization of «Achiever».
- [2] **AchievedEffectAchieves**.supplier Value for the supplier metaproperty must be stereotyped by the specialization of «ActualState».

Commented [AM164]: [UAF12-48](#)

Commented [AM165]: [UAF12-48](#)

ActualEffect

Package: States

isAbstract: No

Generalization: **ActualPropertySet**

Extension: **InstanceSpecification**

Description

A real world phenomenon that follows and is caused by some previous phenomenon.

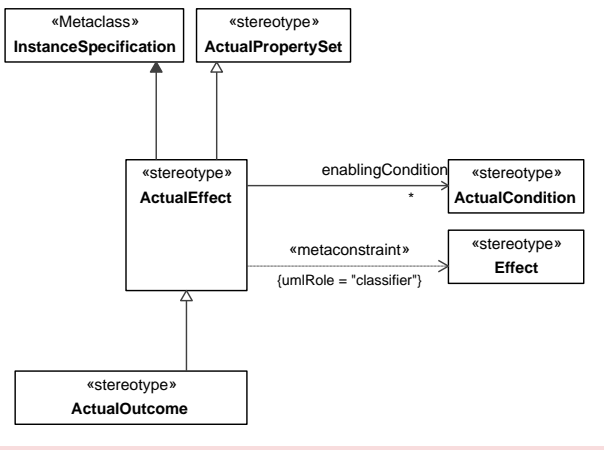


Figure 3:61 - ActualEffect

Associations

enablingCondition : ActualCondition[*] Condition under which the Effect can be achieved.

Constraints

[1] ActualEffect.classifier Value for the classifier metaproperty must be stereotyped by «Effect» or its specializations.

ActualOutcome

Package: States

isAbstract: No

Generalization: ActualEffect

Extension: InstanceSpecification

Description

Something that happens or is produced as the final consequence or product and is related to one of the goals for the business or enterprise. Outcome is a special kind of effect, one that is usually at the end of a chain of effects, i.e. an "end effect".

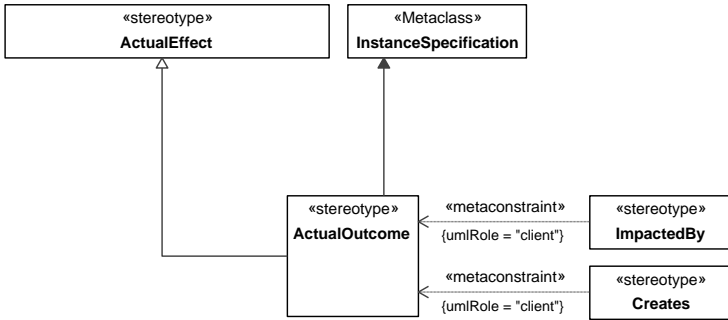


Figure 3:62 - ActualOutcome

Commented [AM166]: UAF12-48

DesiredEffect

Package: States

isAbstract: No

Generalization: MeasurableElement

Extension: Dependency

Description

A dependency relationship relating the Desirer (a Capability or OrganizationalResource) to an ActualState.

Commented [AM167]: UAF12-48 Renamed to Desires and moved down to reflect the alphabetic ordering.

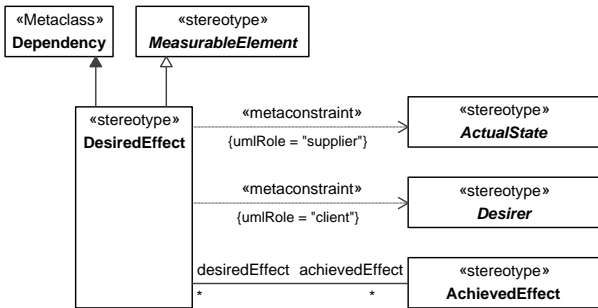


Figure 3:50 – DesiredEffect

Associations

achievedEffect : AchievedEffect[*]

Constraints

[1] DesiredEffect.client: Value for the client metaproperty must be stereotyped a specialization of «Desirer».

[2] DesiredEffect.supplier: Value for the supplier metaproperty must be stereotyped a specialization of «ActualState».

Desirer

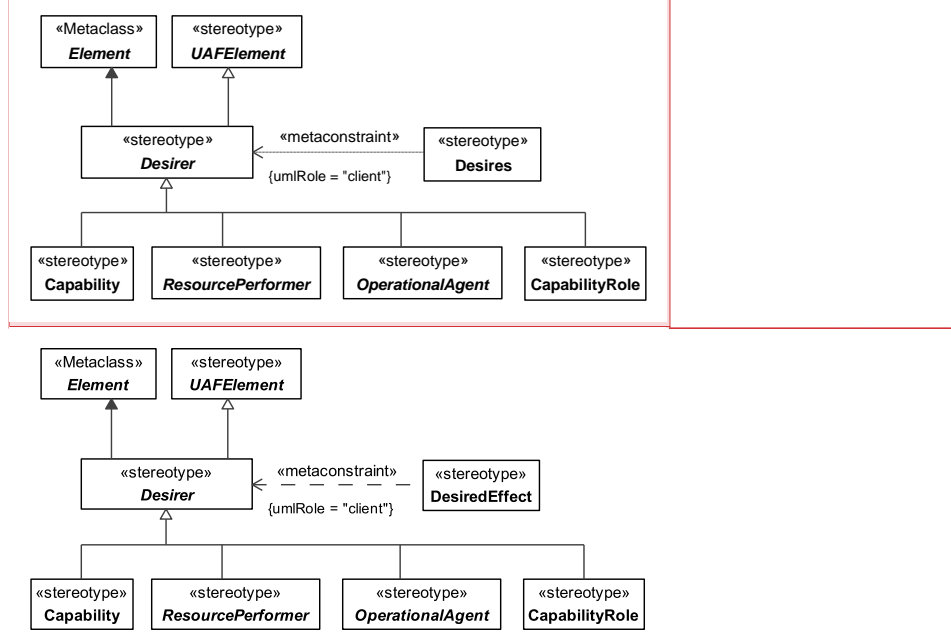
Package: States

isAbstract: Yes

Generalization: UAFElement

Extension: Element
Description

Abstract element used to group architecture elements that might desire a particular effect.



Commented [AM168]: [UAF12-48](#)

Figure 3:51 - Desirer

DesiredEffectDesires

Package: States
isAbstract: No

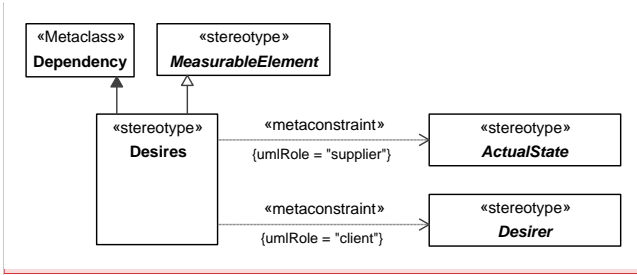
Generalization: [MeasurableElement](#)

Extension: Dependency
Description

A dependency relationship relating the Desirer (a Capability or OrganizationalResource) to an ActualState.

Commented [AM169]: [UAF12-48](#)

Formatted: English (United States)



Commented [AM170]: [UAF12-48](#)

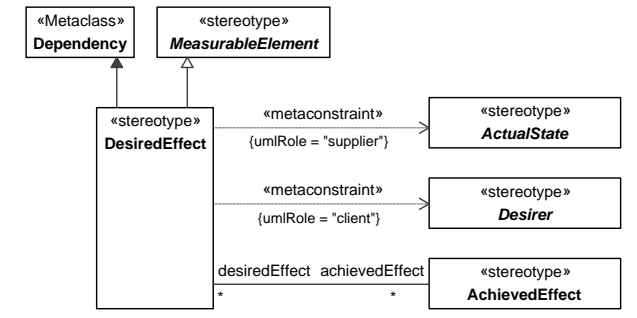


Figure 3:50 - **DesiredEffectDesires**

Associations

achievedEffect : AchievedEffect[*]

Constraints

- [1] **DesiredEffectDesires**.client Value for the client metaproperty must be stereotyped a specialization of «Desirer».
- [2] **DesiredEffectDesires**.supplier Value for the supplier metaproperty must be stereotyped a specialization of «ActualState».

Commented [AM171]: [UAF12-48](#)

Formatted: English (United States)

Commented [AM172]: [UAF12-48](#)

Commented [AM173]: [UAF12-48](#)

Commented [AM174]: [UAF12-48](#)

Effect

Package: States

isAbstract: No

Generalization: MotivationalElement

Extension: Class

Description

A kind of phenomenon that follows and is caused by some previous phenomenon that could lead to downstream effects or to one or more desired outcomes.

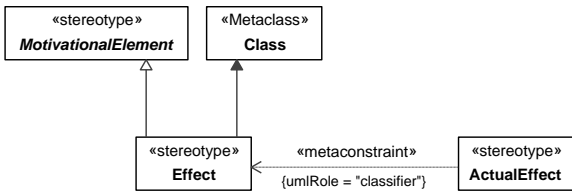


Figure 3:65 - Effect

Commented [AM175]: [UAF12-48](#)

UAF::Strategic::Information

Commented [AM176]: [UAF12-52](#)

Contains the elements that contribute to the Strategic Information View Specification.

MapsToGoal

Package: Information

isAbstract: No

Generalization: MeasurableElement, Refine

Extension: Abstraction

Description

A dependency relationship denoting that some StrategicInformation contributes to achieving an EnterpriseGoal or Objective.

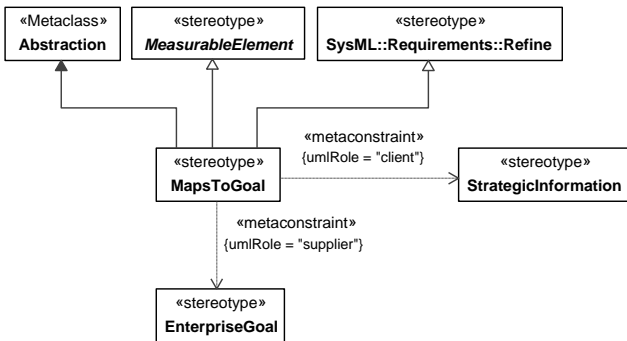


Figure 3:66 - MapsToGoal

Constraints

[1] MapsToGoal.client Value for the client metaproperty must be stereotyped «StrategicInformation».

[2] MapsToGoal.supplier Value for the supplier metaproperty must be stereotyped «EnterpriseGoal» or its specializations.

StrategicInformation

Package: Information

isAbstract: No

Generalization: StrategicExchangeItem, StrategicAsset

Extension: Class

Unified Architecture Framework Modeling Language (UAFML) Version 1.2 Unified Architecture Framework Profile (UAFP) Version 1.1

Description

Knowledge communicated or received concerning a particular fact or circumstance that is strategic in nature that is important or essential in relation to a plan of action.

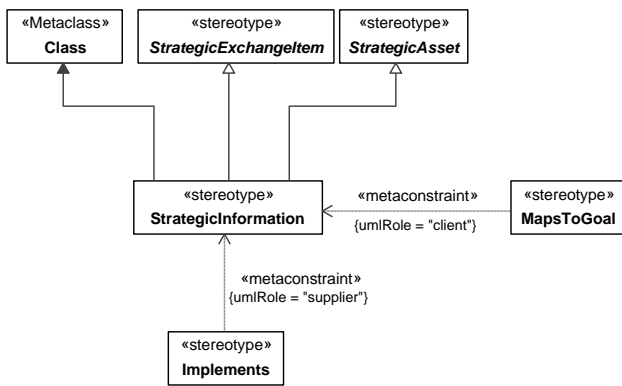


Figure 3:67 - StrategicInformation

Constraints

[1] StrategicInformation.owner Values for the owner metaproperty must be stereotyped «DataModel» or its specializations.

UAF::Strategic::Constraints

Contains the elements that contribute to the Strategic Constraints View Specification.

StrategicConstraint

Package: Constraints

isAbstract: No

Generalization: Rule

Extension: Constraint

Description

A Rule governing a Capability.

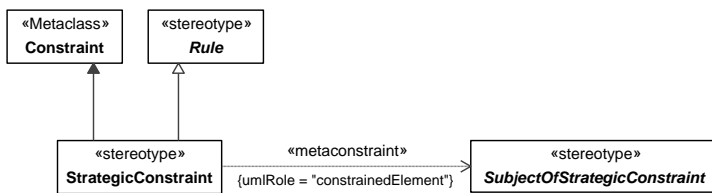


Figure 3:68 - StrategicConstraint

SubjectOfStrategicConstraint

Package: Constraints

isAbstract: Yes

Generalization: UAFElement

Extension: Element

Description

An abstract grouping of elements that can be the subject of a StrategicConstraint.

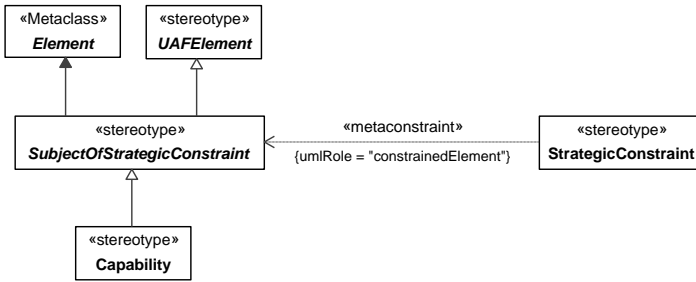


Figure 3:69 - SubjectOfStrategicConstraint

Commented [AM177]: UAF12-118

UAF::Strategic::Traceability

Contains the elements that contribute to the Strategic Traceability View. Specification point.

Formatted: Indent: Left: 0", First line: 0"

Commented [AM178]: UAF12-41

EvokedBy

Commented [AM179]: UAF12-49

Package: Traceability

isAbstract: No

Generalization: MeasurableElement

Extension: Dependency

Description

A dependency relationship denoting that a Risk is drawn out by an Opportunity.

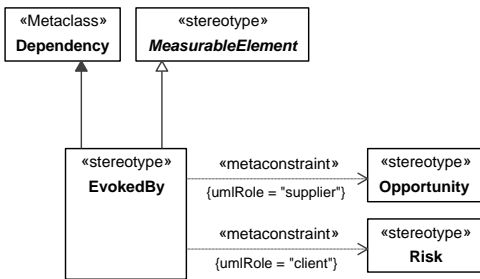


Figure 3:70 - EvokedBy

Constraints

[1] EvokedBy.client Value for the client metaproperty must be stereotyped «Risk» or its specializations.

[2] EvokedBy.supplier Value for the supplier metaproperty must be stereotyped «Opportunity» or its specializations.

Exhibits

Package: Traceability

isAbstract: No

Generalization: [MeasurableElement](#), Allocate

Extension: Abstraction

Description

An abstraction relationship that exists between a CapableElement and a Capability that it meets under specific environmental conditions.

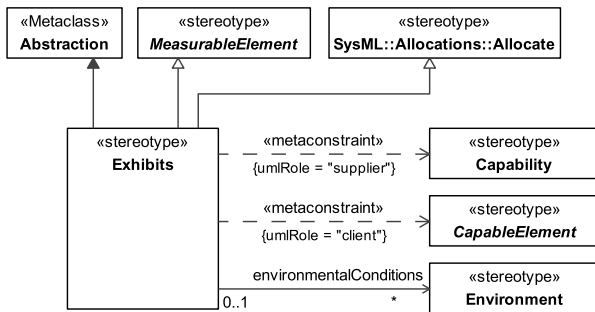


Figure 3:52 - Exhibits

Associations

environmentalConditions : Environment[*] Defines the environmental conditions constraining the way that a Capability is exhibited.

Constraints

- [1] Exhibits.client Value for the client metaproperty must be stereotyped a specialization of «CapableElement».
- [2] Exhibits.supplier Value for the supplier metaproperty must be stereotyped «Capability».

MapsToCapability

Package: Traceability

isAbstract: No

Generalization: [MeasurableElement](#), Allocate

Extension: Abstraction

Description

An Abstraction relationship denoting that an Activity contributes to providing a Capability.

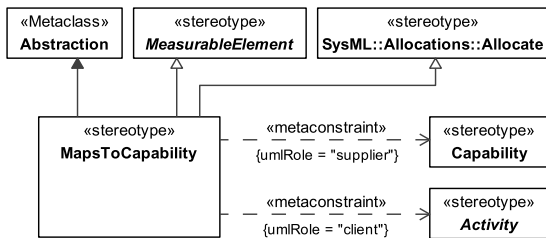


Figure 3:53 - MapsToCapability

Constraints

- [1] MapsToCapability.client Value for the client metaproperty must be stereotyped a specialization of «Activity».
- [2] MapsToCapability.supplier Value for the supplier metaproperty must be stereotyped «Capability».

OrganizationInEnterpriseOrganizationInPhase

Package: Traceability

isAbstract: No

Generalization: [MeasurableElement](#), Allocate

Extension: Abstraction

Description

An abstraction relationship relating an ActualOrganization to an ~~ActualEnterprisePhase~~ ~~ActualStrategicPhase~~ to denote that the ActualOrganization plays a role or is a stakeholder in an ~~ActualEnterprisePhase~~ ~~ActualStrategicPhase~~.

Commented [AM180]: [UAF12-15](#)

Formatted: English (United States)

Commented [AM181]: [UAF12-15](#)

Commented [AM182]: [UAF12-15](#)

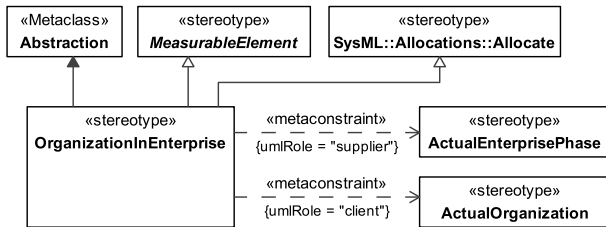
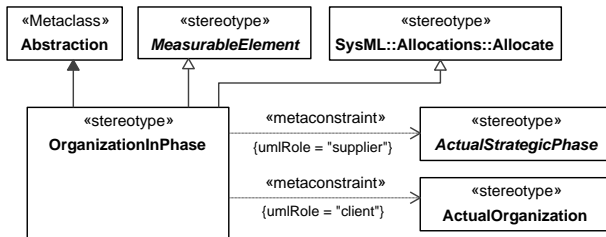


Figure 3:54 - **OrganizationInEnterpriseOrganizationInPhase**

Constraints

- [1] ~~OrganizationInEnterpriseOrganizationInPhase~~.client Value for the client metaproperty must be stereotyped «ActualOrganization» or its specializations.
- [2] ~~OrganizationInEnterpriseOrganizationInPhase~~.supplier Value for the supplier metaproperty must be stereotyped ~~«ActualEnterprisePhase~~ ~~ActualStrategicPhase~~ or its specializations.

Commented [AM183]: [UAF12-15](#)

Formatted: English (United States)

Commented [AM184]: [UAF12-15](#)

Commented [AM185]: [UAF12-15](#)

Commented [AM186]: [UAF12-15](#)

3.1.4 UAF::Operational

Stakeholders: Business Architects, Executives.

Concerns: illustrate the Logical Architecture of the enterprise.

Definition: describe the requirements, operational behavior, structure, and exchanges required to support (exhibit) capabilities. Defines all operational elements in an implementation/solution independent manner.

UAF::Operational::Taxonomy

Contains the elements that contribute to the Operational Taxonomy [ViewpointView Specification](#).

Commented [AM187]: [UAF12-41](#)

ArbitraryConnector

Package: Taxonomy

isAbstract: No

Generalization: [MeasurableElement](#)

Extension: Dependency

Description

Represents a visual indication of a connection used in high level operational concept diagrams.

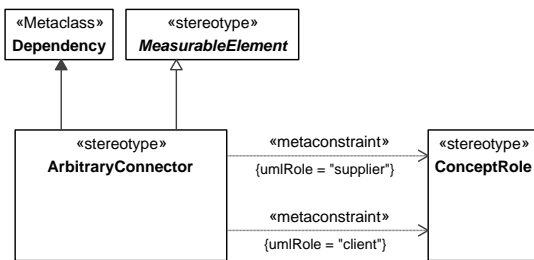


Figure 3:55 - ArbitraryConnector

Constraints

- [1] ArbitraryConnector.client The value for client metaproperty has to be stereotyped «ConceptRole» or its specializations.
- [2] ArbitraryConnector.supplier The value for supplier metaproperty has to be stereotyped «ConceptRole» or its specializations.

ConceptItem

Package: Taxonomy

isAbstract: Yes

Generalization: [UAFEElement](#)

Extension: Element

Description

[An abstract type which represents some part played by an asset or location in a HighLevelOperationalConcept. Abstract, an item which may feature in a HighLevelOperationalConcept.](#)

Commented [AM188]: [UAF12-58](#)

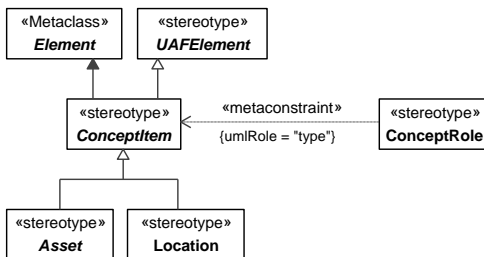


Figure 3:56 - ConceptItem

ConceptRole

Package: Taxonomy

isAbstract: No

Generalization: [MeasurableElement](#)

Extension: Property

Description

Usage of a ConceptItem in the context of a HighLevelOperationalConcept.

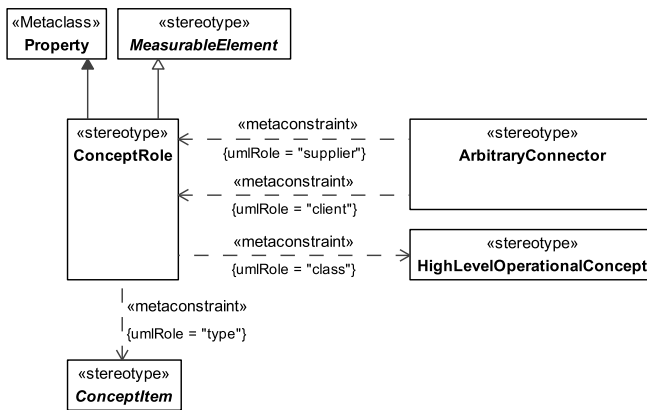


Figure 3:57 - ConceptRole

Constraints

- [1] ConceptRole.class Value for the class metaproperty must be stereotyped «HighLevelOperationalConcept» or its specializations.
- [2] ConceptRole.type Value for the type metaproperty must be stereotyped by a specialization of «ConceptItem».

HighLevelOperationalConcept

Package: Taxonomy

isAbstract: No

Generalization: [PropertySet](#), Block

Extension: Class

Description

Describes the Resources and Locations required to meet an operational scenario from an integrated systems point of view. It is used to communicate overall quantitative and qualitative system characteristics to stakeholders.

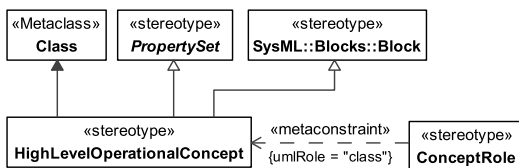


Figure 3:58 - HighLevelOperationalConcept

UAF::Operational::Structure

Contains the elements that contribute to the Operational Structure [ViewpointView Specification](#).

Commented [AM189]: [UAF12-41](#)

KnownResource

Package: Structure

isAbstract: No

Generalization: [OperationalPerformer](#), [ResourcePerformer](#)

Extension: Class

Description

Asserts that a known ResourcePerformer constrains the implementation of the OperationalPerformer that plays the role in the OperationalArchitecture.

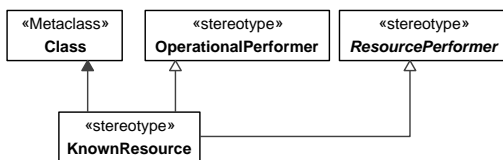


Figure 3:59 - KnownResource

OperationalAgent

Package: Structure

isAbstract: Yes

Generalization: [OperationalAsset](#), [SubjectOfOperationalConstraint](#), [CapableElement](#), [Desirer](#)

Extension: Class

Description

An abstract type grouping OperationalArchitecture and OperationalPerformer.

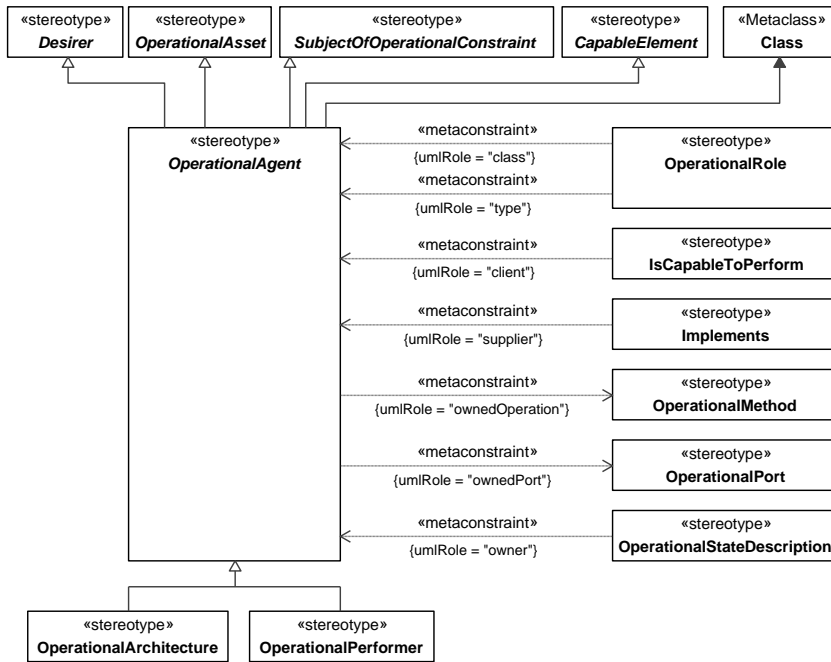


Figure 3:60 – OperationalAgent Constraints

- [1] OperationalAgent.isCapableToPerform Is capable of performing only «OperationalActivity» elements or its specializations.
- [2] OperationalAgent.ownedOperation Values for the ownedOperation metaproperty must be stereotyped «OperationalMethod» or its specializations.
- [3] OperationalAgent.ownedPort Values for the ownedPort metaproperty must be stereotyped «OperationalPort» or its specializations.

OperationalArchitecture

Package: Structure

isAbstract: No

Generalization: [OperationalAgent](#), [Architecture](#)

Extension: Class

Description

An element used to denote a model of the Architecture, described from the Operational perspective.

Commented [AM190]: [UAF12-15](#)

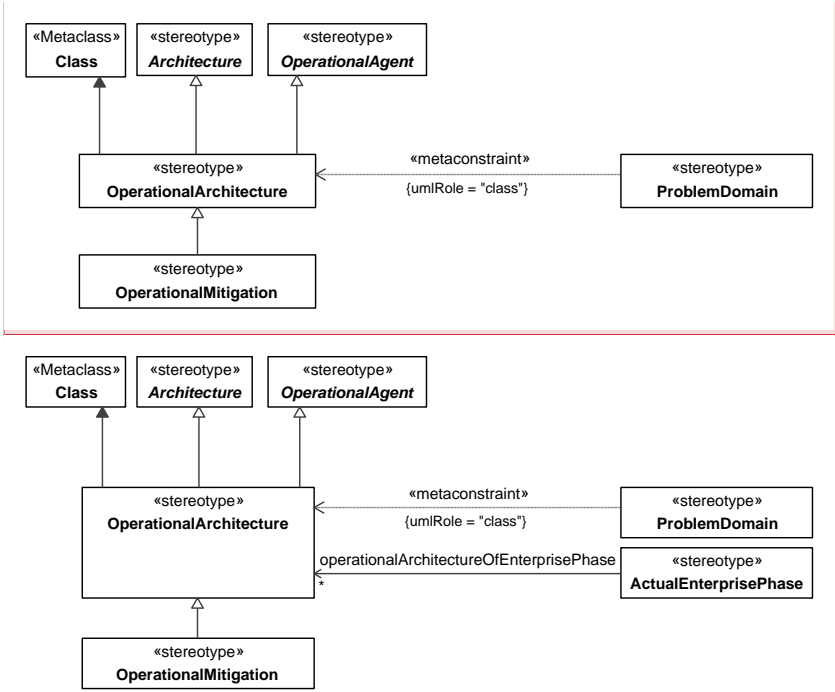


Figure 3:61 – OperationalArchitecture

OperationalMethod

Package: Structure
isAbstract: No
Generalization: [MeasurableElement](#)

Extension: Operation
Description:
A behavioral feature of an OperationalAgent whose behavior is specified in an OperationalActivity.

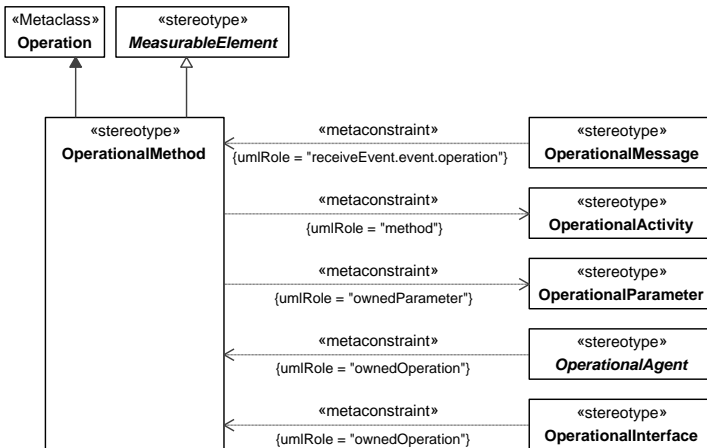


Figure 3:62 - OperationalMethod

Constraints

- [1] OperationalMethod.method Value for the method metaproperty must be stereotyped «OperationalActivity» or its specializations.
- [2] OperationalMethod.ownedParameter The values for the ownedParameter metaproperty must be stereotyped «OperationalParameter» or its specializations.

OperationalParameter

Package: Structure

isAbstract: No

Generalization: [MeasurableElement](#)

Extension: Parameter

Description

An element that represents inputs and outputs of an OperationalActivity. It is typed by an OperationalExchangeItem.

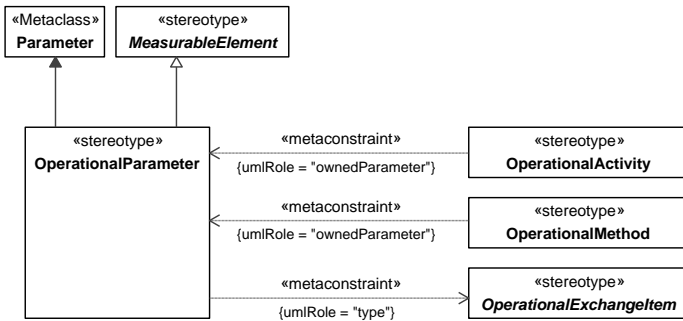


Figure 3:63 - OperationalParameter

Constraints

[1] OperationalParameter.type Value for the type metaproperty must be stereotyped by specialization of «OperationalExchangeItem».

OperationalPerformer

Package: Structure

isAbstract: No

Generalization: [OperationalAgent](#)

Extension: Class

Description

A logical agent that IsCapableToPerform OperationalActivities which produce, consume and process Resources.

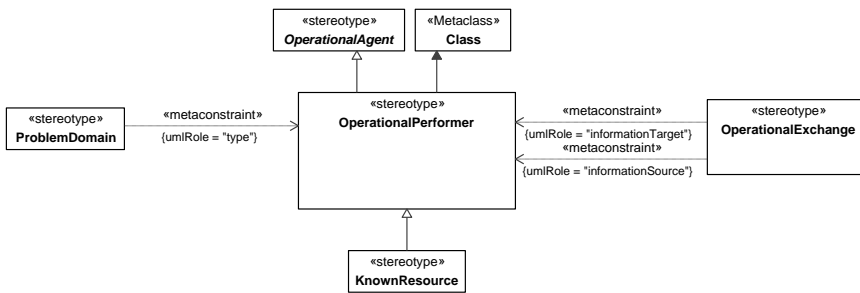


Figure 3:64 - OperationalPerformer

OperationalPort

Package: Structure

isAbstract: No

Generalization: [MeasurableElement](#), [ProxyPort](#)

Extension: Port

Description

An interaction point for an OperationalAgent through which it can interact with the outside environment and which is defined by an OperationalInterface.

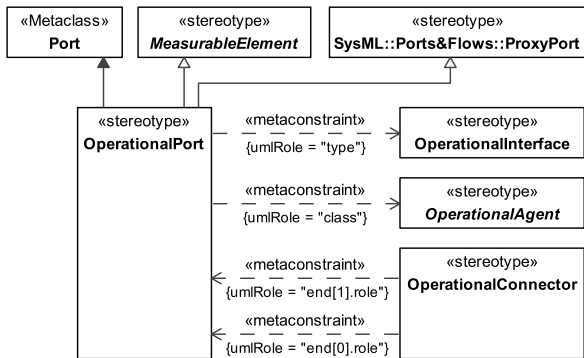


Figure 3:65 - OperationalPort

Constraints

- [1] OperationalPort.class Value for class metaproperty must be stereotyped «OperationalAgent» or its specializations.
- [2] OperationalPort.type Value for type metaproperty must be stereotyped «OperationalInterface» or its specializations.

OperationalRole

Package: Structure

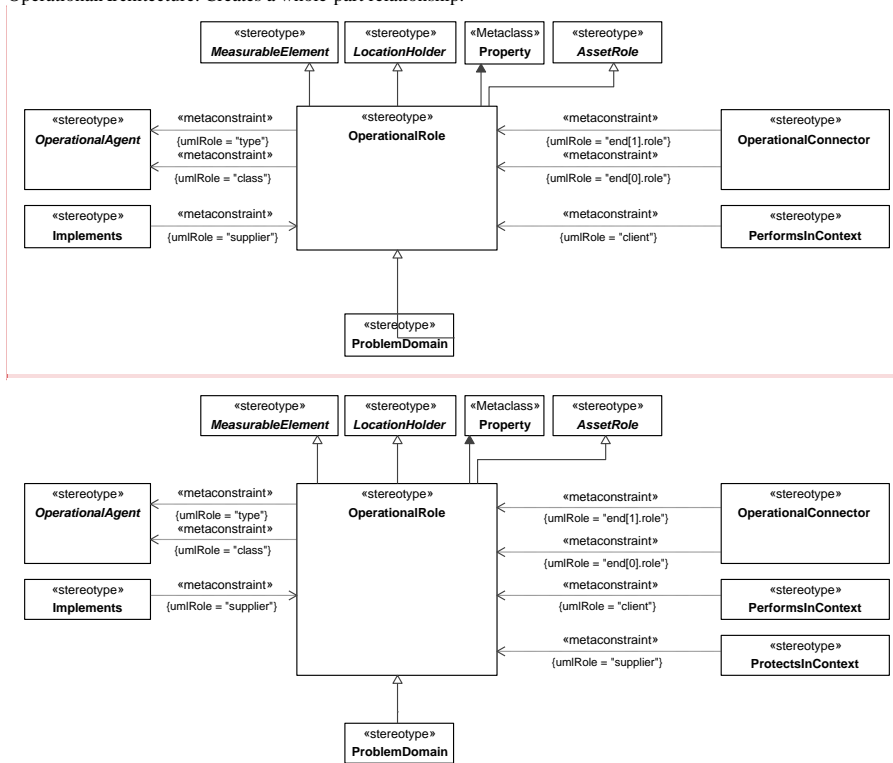
isAbstract: No

Generalization: [MeasurableElement](#), [LocationHolder](#), [AssetRole](#)

Extension: Property

Description

Usage of a OperationalPerformer or OperationalArchitecture in the context of another OperationalPerformer or OperationalArchitecture. Creates a whole-part relationship.



Commented [AM191]: [UAF12-33](#)

Figure 3:66 - OperationalRole

Constraints

- [1] OperationalRole.class Value for class metaproperty must be stereotyped by a specialization of «OperationalAgent».

[2] OperationalRole.type Value for type metaproperty must be stereotyped by a specialization of «OperationalAgent».

ProblemDomain

Package: Structure

isAbstract: No

Generalization: [OperationalRole](#)

Extension: Property

Description

A property associated with an OperationalArchitecture, used to specify the scope of the problem.

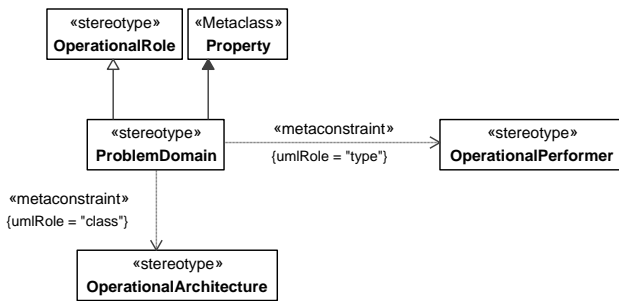


Figure 3:67 - ProblemDomain

Constraints

- [1] ProblemDomain.class Value for the class metaproperty must be stereotyped «OperationalArchitecture» or its specializations.
- [2] ProblemDomain.type Value for the type metaproperty must be stereotyped «OperationalPerformer» or its specializations.

UAF::Operational::Connectivity

Contains the elements that contribute to the Operational Connectivity [ViewpointView Specification](#).

Commented [AM192]: [UAF12-41](#)

OperationalConnector

Package: Connectivity

isAbstract: No

Generalization: [AssetRoleMeasurableElement](#)

Extension: Connector

Description

A Connector that goes between OperationalRoles representing a need to exchange Resources. It can carry a number of OperationalExchanges.

Commented [AM193]: [UAF12-51](#)

Commented [AM194]: [UAF12-51](#)
[UAF12-33](#)

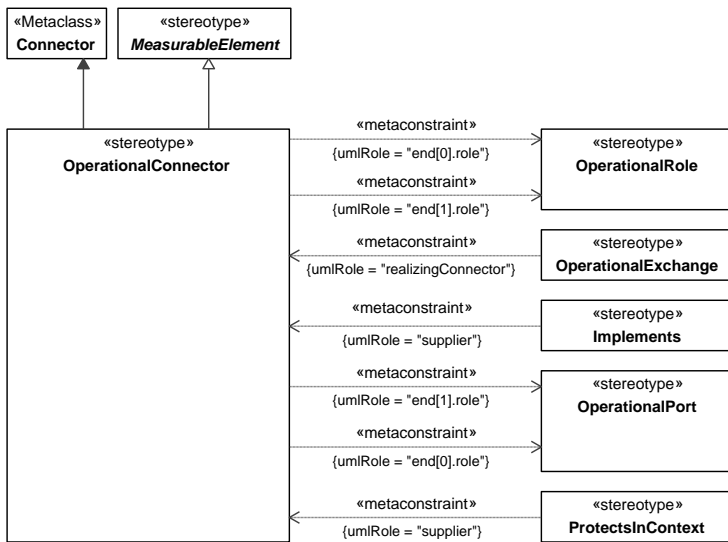
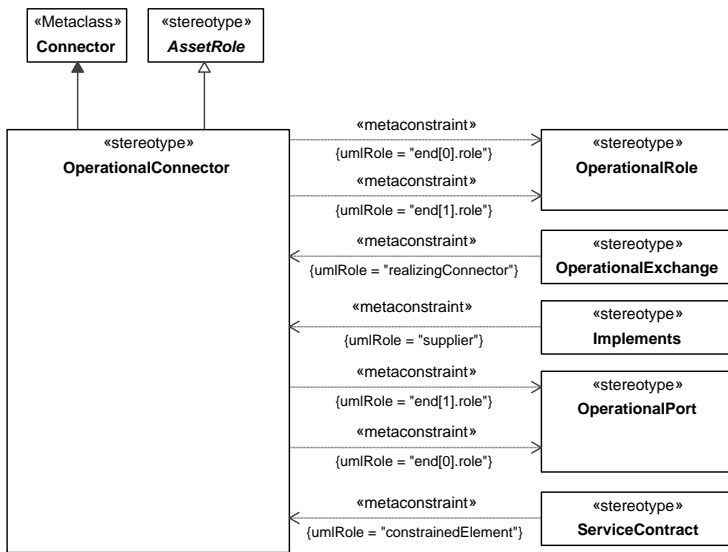


Figure 3:68 - OperationalConnector Constraints

[1] OperationalConnector.end The value for the role metaproperty for the owned ConnectorEnd must be stereotype «OperationalRole»/«OperationalPort» or its specializations.

OperationalExchange

Package: Connectivity

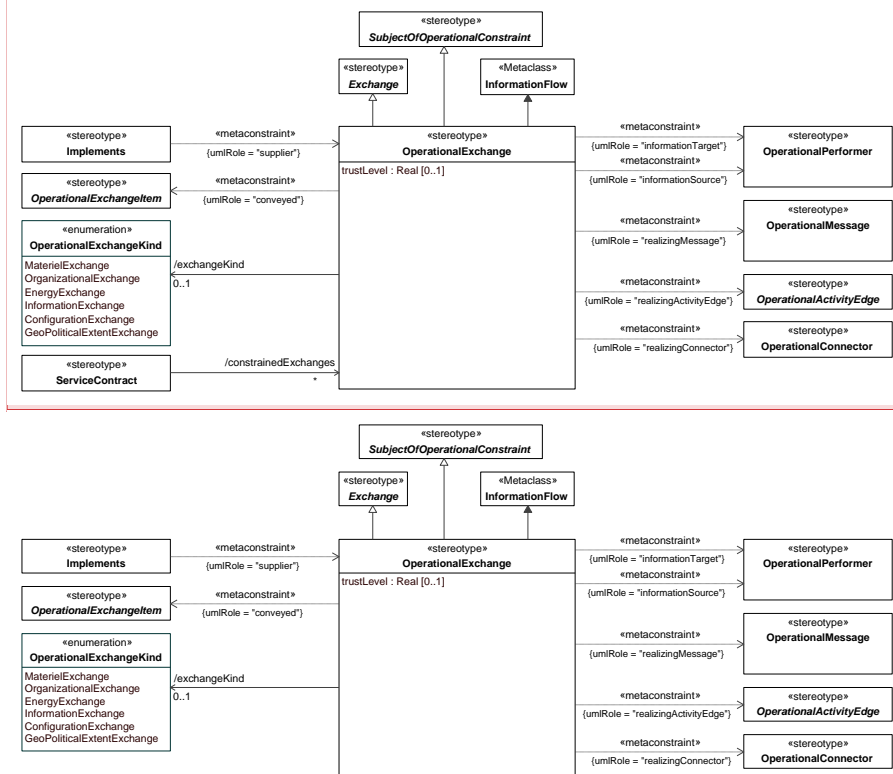
isAbstract: No

Generalization: [Exchange](#), [SubjectOfOperationalConstraint](#)

Extension: InformationFlow

Description

Asserts that a flow can exist between OperationalPerformers (i.e. flows of information, people, materiel, or energy).



Commented [AM195]: [UAF12-33](#)

Figure 3:69 - OperationalExchange

Attributes

trustLevel : Real[0..1] Captures the directional arbitrary level of trust related to an OperationalExchange between two OperationalPerformers.

Associations

exchangeKind : OperationalExchangeKind[0..1] Captures the kind of Resource being exchanged.

Constraints

[1] OperationalExchange.conveyed

In case of OperationalExchange.operationalExchangeKind:
= InformationExchange, the conveyed element must be stereotyped
«~~OperationalInformation~~InformationElement» or its specializations,
= MaterielExchange, the conveyed element must be stereotyped
«ResourceArtifact» or its specializations,
= EnergyExchange, the conveyed element must be stereotyped
«NaturalResource» or its specializations,
= OrganizationalExchange, the conveyed element must be
stereotyped «OrganizationalResource» or its specializations,
= ConfigurationExchange, the conveyed element must be
stereotyped «CapabilityConfiguration» or its specializations, or
= GeoPoliticalExtentExchange, the conveyed element must be
stereotyped «GeoPoliticalExtentType» or its specializations.

Commented [AM196]: [UAF12-33](#)

[2] OperationalExchange.informationSource

Value for informationSource metaproperty has to be stereotyped
«OperationalPerformer» or its specializations.

[3] OperationalExchange.informationTarget

Value for informationTarget metaproperty has to be stereotyped
«OperationalPerformer» or its specializations.

[4] OperationalExchange.realizingActivityEdge

Value for realizingActivityEdge metaproperty has to be stereotyped
by any specialization of «OperationalActivityEdge».

[5] OperationalExchange.realizingConnector

Value for realizingConnector metaproperty has to be stereotyped
«OperationalConnector» or its specializations.

[6] OperationalExchange.realizingMessage

Value for realizingMessage metaproperty has to be stereotyped
«OperationalMessage» or its specializations.

OperationalExchangeItem

Package: Connectivity

isAbstract: Yes

Generalization: [Resource](#)

Description

An abstract grouping for elements that defines the types of elements that can be exchanged between OperationalPerformers and conveyed by an OperationalExchange.

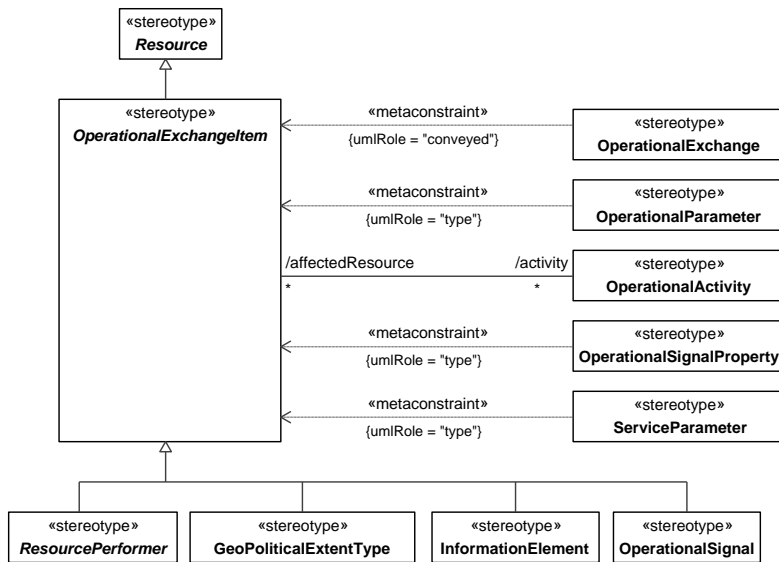
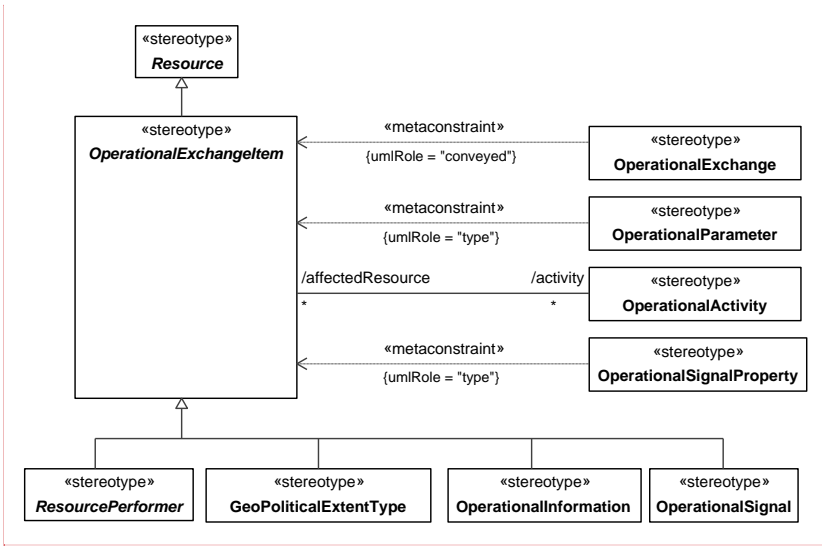


Figure 3:70 - OperationalExchangeItem

Associations

activity : OperationalActivity[*] A collection of OperationalActivities that consume and/or produce the OperationalExchangeItem internally.

OperationalExchangeKind

Package: Connectivity

isAbstract: No

Description

Enumeration of the possible kinds of operational exchange applicable to an OperationalExchange. Its enumeration literals are:

- **MaterielExchange** - Indicates that the OperationalExchange associated with the OperationalExchangeKind is a logical flow of materiel (artifacts) between Functions.
- **OrganizationalExchange** - Indicates that the OperationalExchange associated with the OperationalExchangeKind is a logical flow where human resources (PostTypes, RoleTypes) flow between OperationalPerformers.
- **EnergyExchange** - Indicates that the OperationalExchange associated with the OperationalExchangeKind is a logical flow where energy is flowed from one OperationalPerformer to another.
- **InformationExchange** - Indicates that the OperationalExchange associated with the OperationalExchangeKind is a logical flow where information is flowed from one OperationalPerformer to another.
- **ConfigurationExchange** - Indicates that the OperationalExchange associated with the OperationalExchangeKind is a logical flow where CapabilityConfigurations flow from one OperationalPerformer to another.
- **GeoPoliticalExtentExchange** - Indicates that the OperationalExchange associated with the OperationalExchangeKind is a logical flow where GeoPoliticalExtentTypes (i.e. Borders) flow from one place to another.

OperationalInterface

Package: Connectivity

isAbstract: No

Generalization: [PropertySet](#), [InterfaceBlock](#)

Extension: Class

Description

A declaration that specifies a contract between the OperationalPerformer it is related to, and any other OperationalPerformers it can interact with.

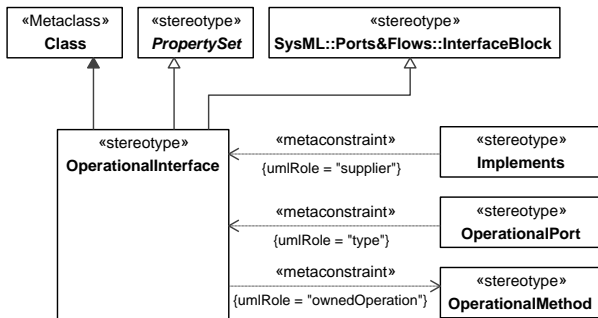


Figure 3:71 - OperationalInterface

Constraints

- [1] OperationalInterface.ownedOperation Values for the ownedOperation metaproperty must be stereotyped «OperationalMethod» or its specializations.

OperationalSignal

Package: Connectivity

isAbstract: No

Generalization: [OperationalExchangeItem](#), [SubjectOfOperationalConstraint](#)

Extension: Signal

Description

An OperationalSignal is a specification of a kind of communication between operational performers in which a reaction is asynchronously triggered in the receiver without a reply.

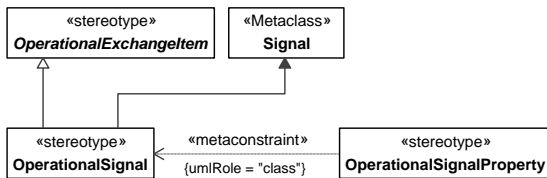


Figure 3:72 - OperationalSignal

OperationalSignalProperty

Package: Connectivity

isAbstract: No

Generalization: [MeasurableElement](#)

Extension: Property

Description

A property of an OperationalSignal typed by OperationalExchangeItem. It enables OperationalExchangeItem e.g. [OperationalInformation](#), [InformationElement](#) to be passed as arguments of the OperationalSignal.

Commented [AM198]: [UAF12-33](#)

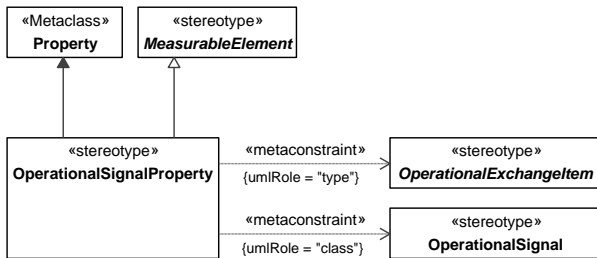


Figure 3:73 - OperationalSignalProperty

Constraints

- [1] OperationalSignalProperty.class Value for class metaproperty must be stereotyped «OperationalSignal» or its specializations.
- [2] OperationalSignalProperty.type Value for type metaproperty must be stereotyped by a specialization of «OperationalExchangeItem».

UAF::Operational::Processes

Contains the elements that contribute to the Operational Processes [ViewpointView Specification](#).

Commented [AM199]: [UAF12-41](#)

OperationalActivity

Package: Processes

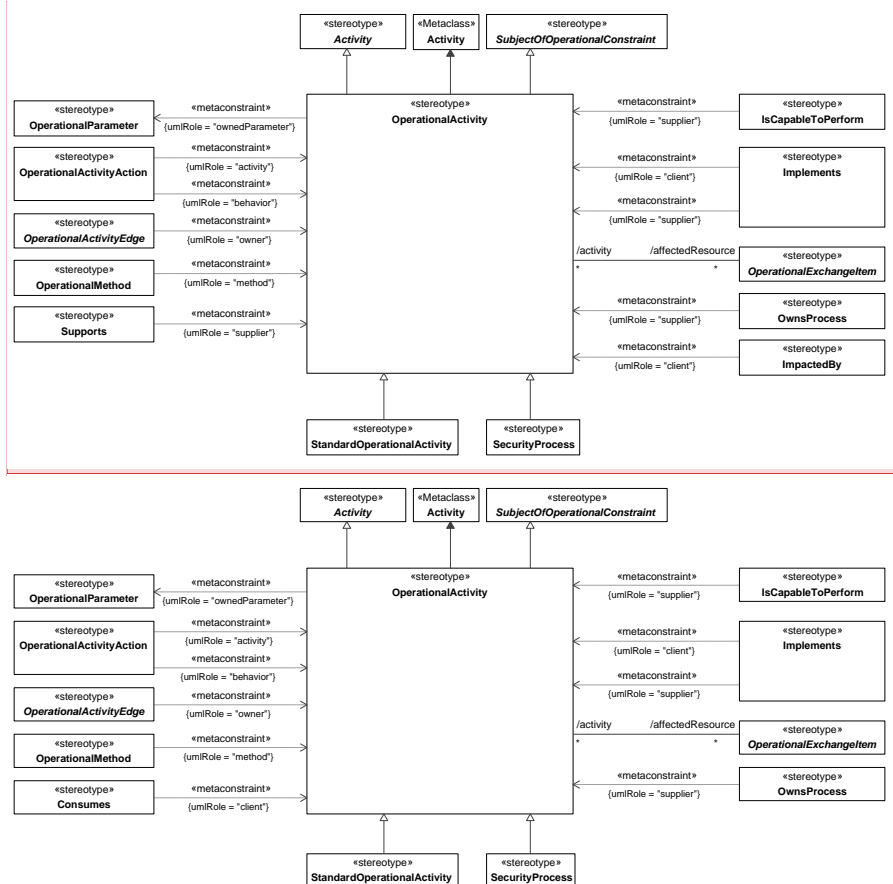
isAbstract: No

Generalization: [Activity](#), [SubjectOfOperationalConstraint](#)

Extension: Activity

Description

An Activity that captures a logical process, specified independently of how the process is carried out.



Commented [AM200]: [UAF12-33](#)
[UAF12-50](#)

Figure 3:74 - OperationalActivity

Associations

affectedResource : OperationalExchangeItem[*] A collection of OperationalExchangeItems consumed and produced internally within the OperationalActivity.

Constraints

- [1] OperationalActivity.ownedParameter The values for the ownedParameter metaproperty must be stereotyped «OperationalParameter» or its specializations.

OperationalActivityAction

Package: Processes

isAbstract: No

Generalization: [MeasurableElement](#)

Extension: CallBehaviorAction

Description

A call of an OperationalActivity in the context of another OperationalActivity.

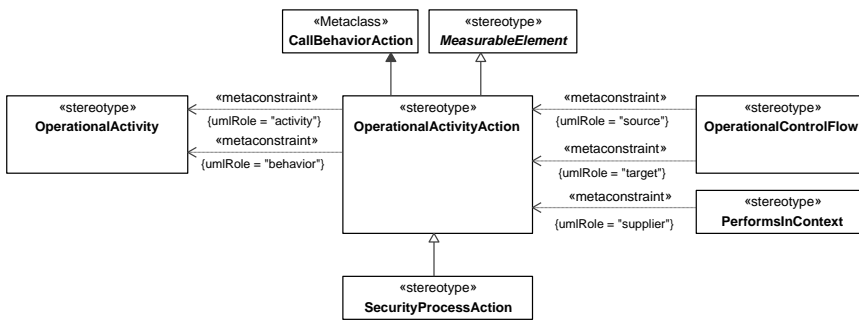


Figure 3:75 - OperationalActivityAction

Constraints

- [1] OperationalActivityAction.activity Value for the activity metaproperty must be stereotyped «OperationalActivity» or its specializations.
- [2] OperationalActivityAction.behavior Value for activity metaproperty must be stereotyped «OperationalActivity» or its specializations.

OperationalActivityEdge

Package: Processes

isAbstract: Yes

Generalization: [MeasurableElement](#)

Extension: ActivityEdge

Description

Abstract grouping for OperationalControlFlow and OperationalObjectFlow.

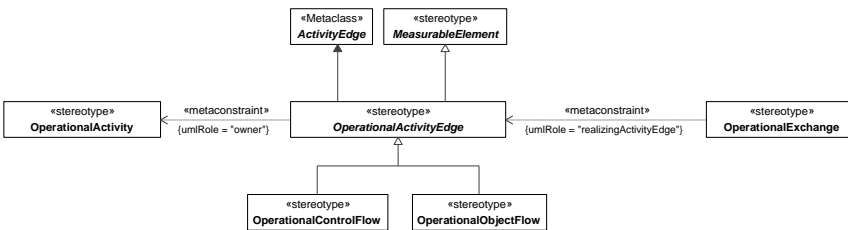


Figure 3:76 - OperationalActivityEdge

Constraints

- [1] OperationalActivityEdge.owner «OperationalActivityEdge» must be owned directly or indirectly by «OperationalActivity» or its specializations.

OperationalControlFlow

Package: Processes

isAbstract: No

Generalization: [OperationalActivityEdge](#)

Extension: ControlFlow

Description

An ActivityEdge that shows the flow of control between OperationalActivityActions.

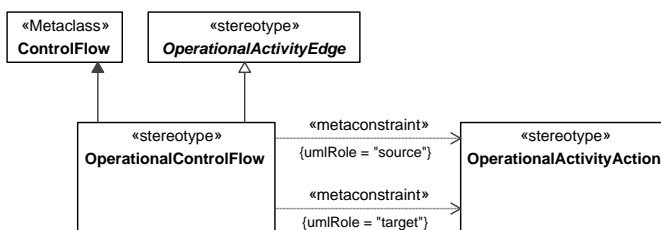


Figure 3:77 - OperationalControlFlow

Constraints

- [1] OperationalControlFlow.source Value for the source metaproperty must be stereotyped «OperationalActivityAction» or its specializations.
- [2] OperationalControlFlow.target Value for the target metaproperty must be stereotyped «OperationalActivityAction» or its specializations.

OperationalObjectFlow

Package: Processes

isAbstract: No

Generalization: [OperationalActivityEdge](#)

Extension: ObjectFlow

Description

An ActivityEdge that shows the flow of Resources (objects/information) between OperationalActivityActions.

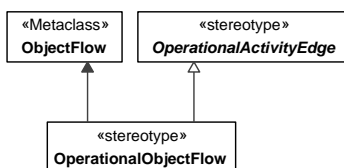


Figure 3:78 - OperationalObjectFlow

StandardOperationalActivity

Package: Processes

isAbstract: No

Generalization: [OperationalActivity](#)

Extension: Activity
Description

A sub-type of OperationalActivity that is a standard operating procedure.

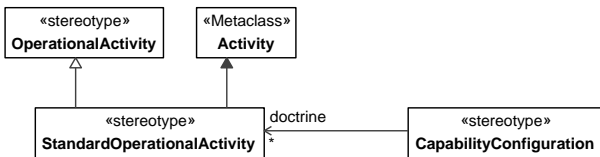


Figure 3:79 - StandardOperationalActivity

UAF::Operational::States

Contains the elements that contribute to the Operational States [ViewpointView Specification](#).

Commented [AM201]: [UAF12-41](#)

OperationalStateDescription

Package: States
isAbstract: No

Generalization: [MeasurableElement](#)

Extension: StateMachine

Description

A state machine describing the behavior of a OperationalPerformer, depicting how the OperationalPerformer responds to various events and the actions.

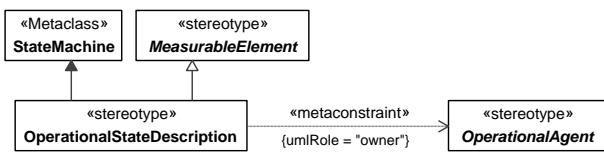


Figure 3:80 - OperationalStateDescription

Constraints

- [1] OperationalStateDescription.owner Values for the owner metaproperty must be stereotyped with specializations of «OperationalAgent».

UAF::Operational::Interaction Scenarios Sequences

Contains the elements that contribute to the Operational [Interaction Scenarios Sequences](#) [ViewpointView Specification](#).

Commented [AM202]: [UAF12-59](#)

Formatted: Lithuanian

Commented [AM203]: [UAF12-59](#)

Commented [AM204]: [UAF12-41](#)

Commented [AM205]: [UAF12-59](#)

OperationalMessage

Package: [Interaction Scenarios Sequences](#)

isAbstract: No

Generalization: [MeasurableElement](#)

Extension: Message

Description

Message for use in an operational interaction scenario which carries any of the subtypes of OperationalExchange.

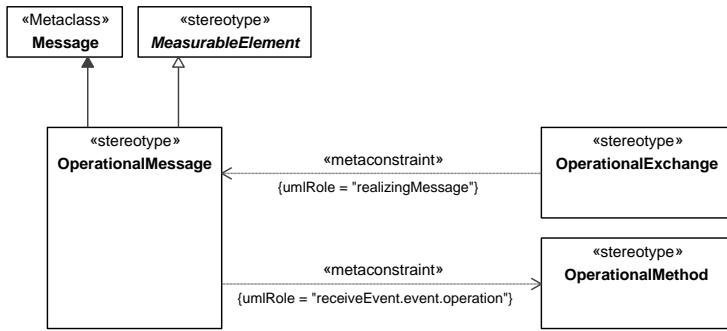


Figure 3:81 - OperationalMessage

Constraints

- [1] OperationalMessage.receiveEvent.event.operation Values for the receiveEvent.event.operation metaproperty must be stereotyped with «OperationalMethod» or its specializations.

UAF::Operational::Information

Contains the elements that contribute to the Operational Information [ViewpointView Specification](#).

InformationElementOperational Information

Package: Information

isAbstract: No

Generalization: [OperationalAsset](#), [OperationalExchangeItem](#), [SubjectOfOperationalConstraint](#), [ServiceExchangeItem](#)

Extension: Class

Description

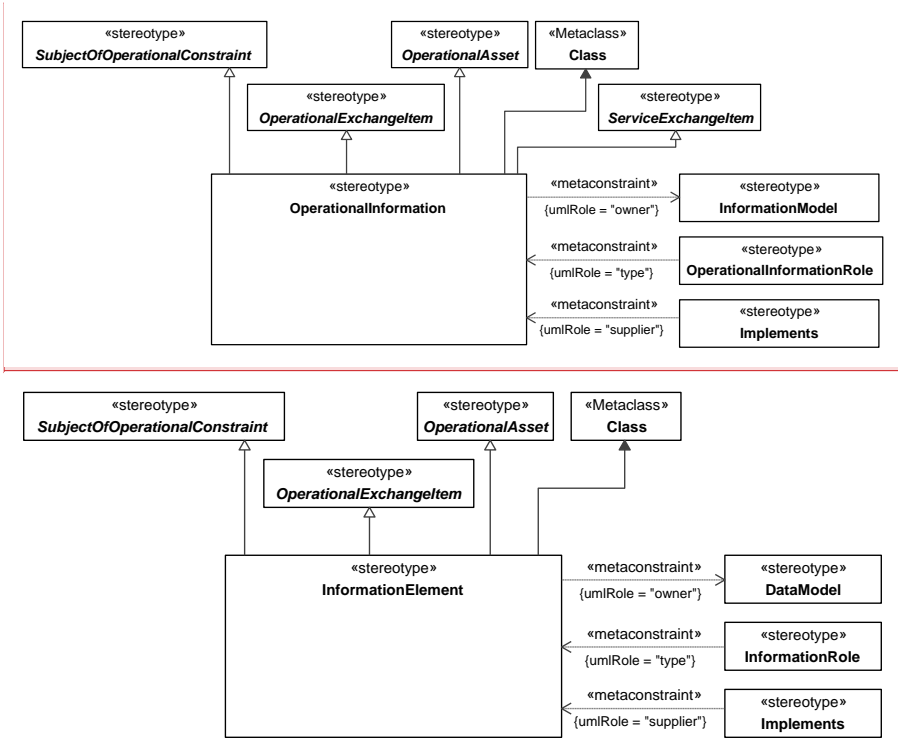
An item of information that flows between OperationalPerformers and is produced and consumed by the OperationalActivities that the OperationalPerformers are capable to perform (see IsCapableToPerform).

Commented [AM206]: [UAF12-41](#)

Commented [AM207]: [UAF12-33](#)

Formatted: Lithuanian

Commented [AM208]: [UAF12-33](#)



Commented [AM209]: [UAF12-33](#)

Figure 3-82 - [InformationElementOperationalInformation](#)

Constraints

[1] [InformationElementOperationalInformation.owner](#)

Values for the owner metaproperty must be stereotyped [«DataModelInformationModel»](#) or its specializations.

Commented [AM210]: [UAF12-33](#)

Formatted: Lithuanian

Commented [AM211]: [UAF12-33](#)

Commented [AM212]: [UAF12-33](#)

UAF::Operational::Constraints

Contains the elements that contribute to the Operational Constraints [ViewpointView Specification](#).

Commented [AM213]: [UAF12-41](#)

OperationalConstraint

Package: Constraints

isAbstract: No

Generalization: [Rule](#)

Extension: Constraint

Description

A Rule governing an operational architecture element i.e. OperationalPerformer, OperationalActivity, [OperationalInformationInformationElement](#) etc.

Commented [AM214]: [UAF12-33](#)

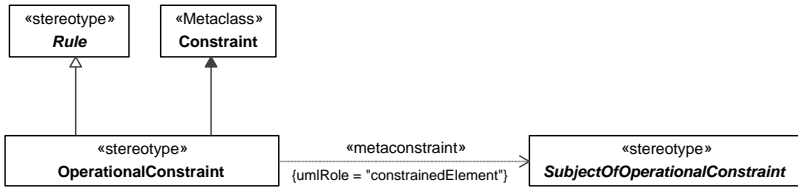


Figure 3:83 - OperationalConstraint Constraints

[1] OperationalConstraint.constrainedElement Value for the constrainedElement metaproperty must be stereotyped by any specialization of «SubjectOfOperationalConstraint».

SubjectOfOperationalConstraint

Package: Constraints

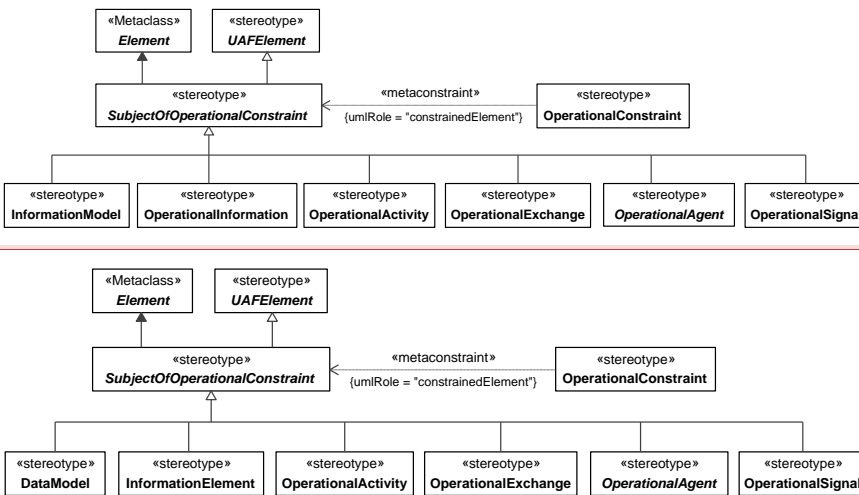
isAbstract: Yes

Generalization: [UAFEElement](#)

Extension: Element

Description

An abstract grouping of elements that can be the subject of an OperationalConstraint.



Commented [AM215]: [UAF12-33](#)

Figure 3:84 - SubjectOfOperationalConstraint

3.1.5 UAF::Services

Stakeholders: Enterprise Architects, Solution Providers, Systems Engineers, Software Architects, Business Architects.

Concerns: specifications of services required to exhibit a Capability.

Definition: shows Service Specifications specifications and required and provided service levels of these specifications required to exhibit a Capability or to support an Operational Activity.

Commented [AM216]: [UAF12-33](#)

UAF::Services::Taxonomy

Contains the elements that contribute to the Services Taxonomy [ViewpointView Specification](#).

~~ServiceSpecificationService~~

Package: Taxonomy

isAbstract: No

Generalization: [PropertySet](#), [VersionedElement](#), [CapableElement](#), Block, [Asset](#)

Extension: Class

Description

~~A mechanism to enable access to one or more capabilities, where the access is provided using a prescribed service interface and is exercised consistent with service constraints and policies. The specification of a set of functionality provided by one element for the use of others.~~

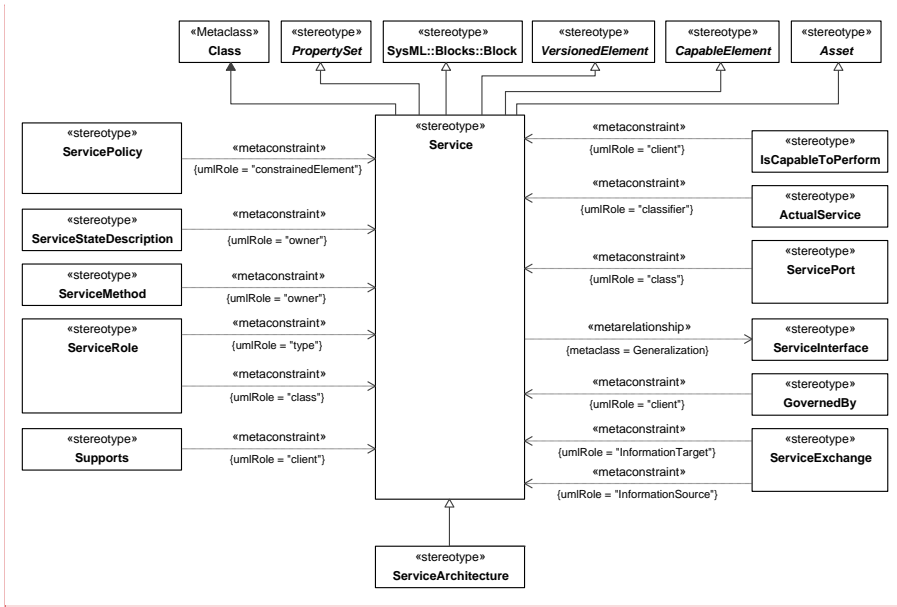
Commented [AM217]: [UAF12-41](#)

Commented [AM218]: [UAF12-33](#)

Formatted: Lithuanian

Commented [AM219]: [UAF12-51](#)

Commented [AM220]: [UAF12-33](#)



Commented [AM221]: [UAF12-33](#)
[UAF12-51](#)

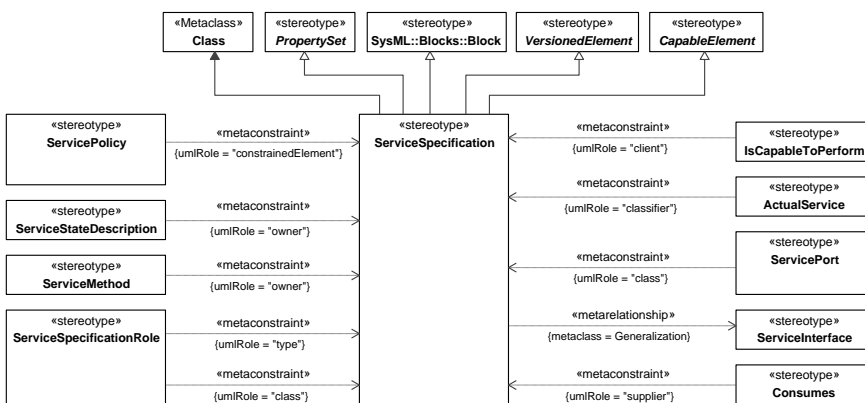


Figure 3:85 - [ServiceSpecificationService](#)

Commented [AM222]: [UAF12-33](#)

Formatted: Lithuanian

[ServiceArchitecture](#)

[Package: Taxonomy](#)

[isAbstract: No](#)

[Generalization: Service, Architecture](#)

[Extension: Class](#)

[Description](#)

[Unified Architecture Framework Modeling Language \(UAFML\) Version 1.2 Unified Architecture Framework Profile \(UAFP\)](#)

[Version 1.1](#)

An element used to denote a model of the Architecture, described from the Services perspective.

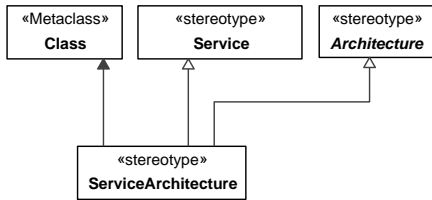


Figure 3:105 - ServiceArchitecture

Commented [AM223]: UAF12-33

UAF::Services::Structure

Contains the elements that contribute to the Services Structure [ViewpointView Specification](#).

Commented [AM224]: UAF12-41

ServiceMethod

Package: Structure

isAbstract: No

Generalization: [MeasurableElement](#)

Extension: Operation

Description

A behavioral feature of a [ServiceServiceSpecification](#) whose behavior is specified in a ServiceFunction.

Commented [AM225]: UAF12-33

Commented [AM226]: UAF12-33

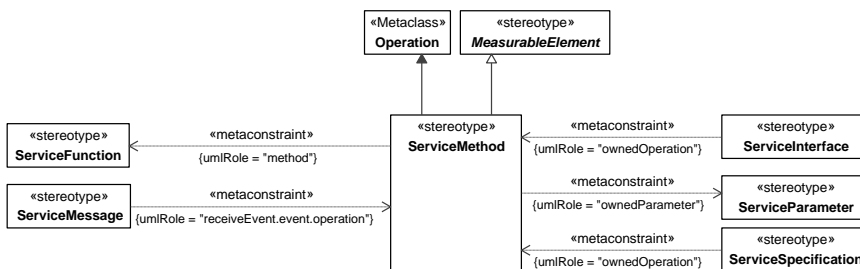
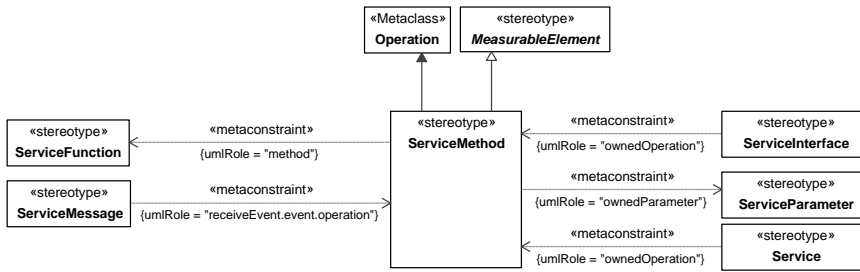


Figure 3:86 - ServiceMethod

Constraints

- [1] ServiceMethod.method Value for the method metaproperty must be stereotyped «ServiceFunction» or its specializations.
- [2] ServiceMethod.ownedParameter The values for the ownedParameter metaproperty must be stereotyped «ServiceParameter» or its specializations.
- [3] ServiceMethod.owner The values for the owner metaproperty must be stereotyped «ServiceSpecification» or its specializations.

Commented [AM227]: [UAF12-33](#)

ServiceParameter

Package: Structure

isAbstract: No

Generalization: [MeasurableElement](#)

Extension: Parameter

Description

An element that represents inputs and outputs of a ServiceFunction, represents inputs and outputs of a [ServiceSpecification](#).

Commented [AM228]: [UAF12-33](#)

Commented [AM229]: [UAF12-33](#)

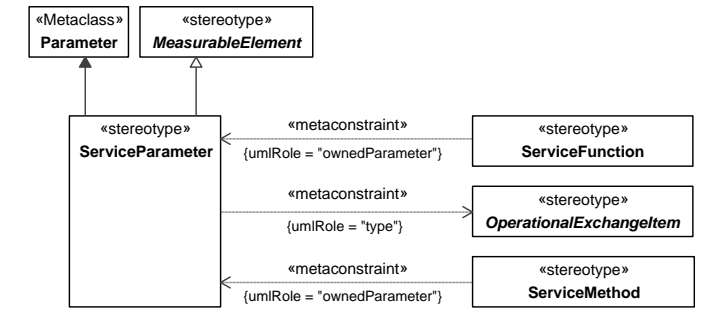
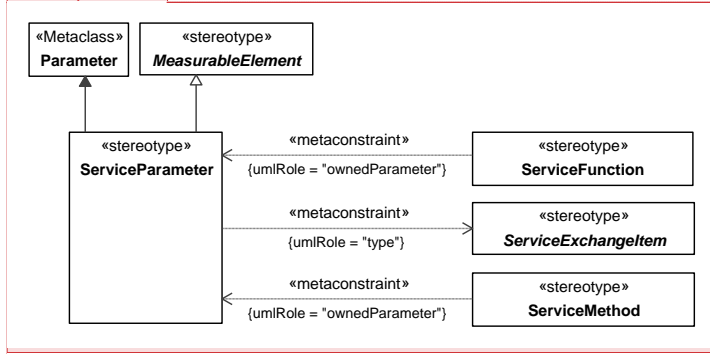


Figure 3:87 - ServiceParameter

Constraints

- [1] ServiceParameter.type The values for the type metaproperty must be stereotyped a specialization of «OperationalExchangeItemServiceExchangeItem».

Commented [AM230]: [UAF12-33](#)

ServicePort

Package: Structure

isAbstract: No

Generalization: ProxyPort, [MeasurableElement](#)

Extension: Port

Description

An interaction point for a [ServiceSpecification](#) through which it can interact with the outside environment and which is defined by a ServiceInterface.

Commented [AM231]: [UAF12-33](#)

Commented [AM232]: [UAF12-33](#)

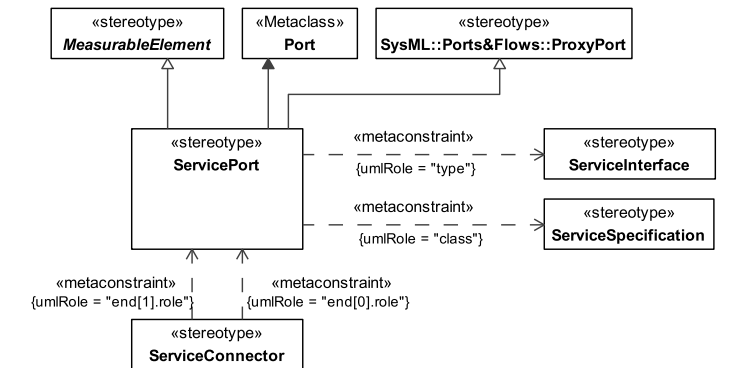
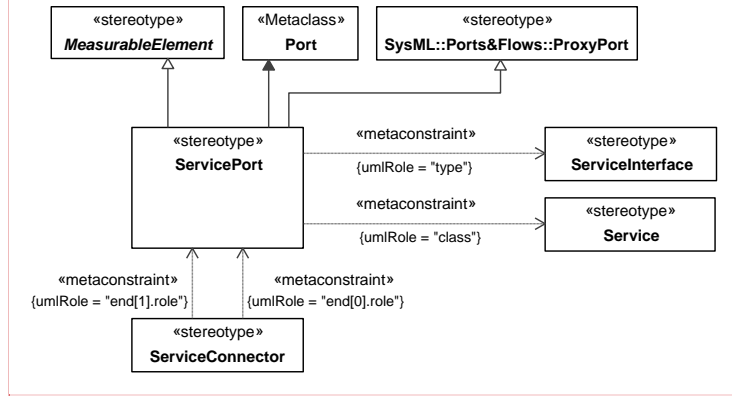


Figure 3:88 - ServicePort

Constraints

- [1] ServicePort.class Value for the class metaproperty must be stereotyped [ServiceSpecification](#) or its specializations.
- [2] ServicePort.type Value for the type metaproperty must be stereotyped [ServiceInterface](#) or its specializations.

Commented [AM233]: [UAF12-33](#)

ServiceSpecificationRole

Commented [AM234]: [UAF12-33](#)

Package: Structure

isAbstract: No

Generalization: [MeasurableElement](#), [AssetRole](#)

Commented [AM235]: [UAF12-51](#)

Extension: Property

[Unified Architecture Framework Modeling Language \(UAFML\) Version 1.2](#) Unified Architecture Framework Profile (UAFP) Version 1.1

Description

Usage of a `ServiceSpecification` in the context of another `ServiceSpecification`. Creates a whole-part relationship.

Commented [AM236]: [UAF12-33](#)

Commented [AM237]: [UAF12-33](#)

Commented [AM238]: [UAF12-33](#)

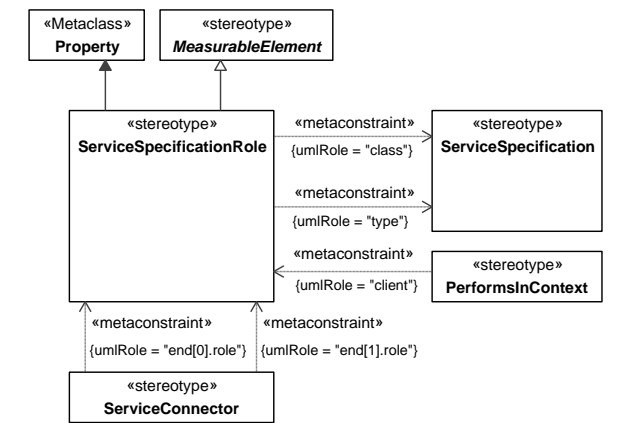
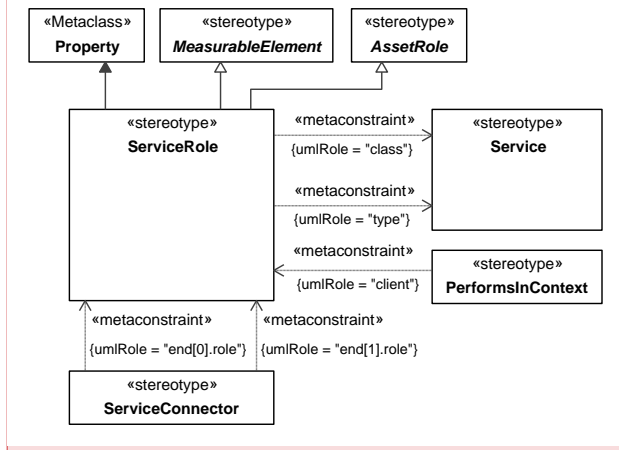


Figure 3:89 - `ServiceSpecificationRole`

Commented [AM239]: [UAF12-33](#)

Constraints

- [1] `ServiceSpecificationRole.class` Value for the class metaproperty must be stereotyped `«ServiceSpecification»` or its specializations.
- [2] `ServiceSpecificationRole.type` Value for the type metaproperty must be stereotyped `«ServiceSpecification»` or its specializations.

Commented [AM240]: [UAF12-33](#)

Commented [AM241]: [UAF12-33](#)

Commented [AM242]: [UAF12-33](#)

Commented [AM243]: [UAF12-33](#)

UAF::Services::Connectivity

Contains the elements that contribute to the Services Connectivity `ViewpointView Specification`.

Commented [AM244]: [UAF12-41](#)

ServiceConnector

Package: Connectivity

isAbstract: No

Generalization: [MeasurableElement](#)

Extension: Connector

Description

A channel for exchange between two [ServiceSpecifications](#). Where one acts as the consumer of the other.

Commented [AM245]: [UAF12-33](#)

Commented [AM246]: [UAF12-33](#)

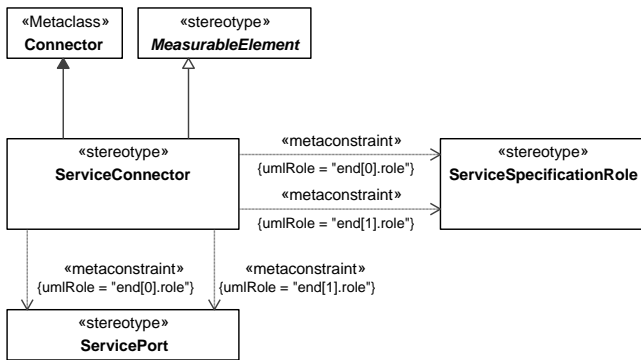
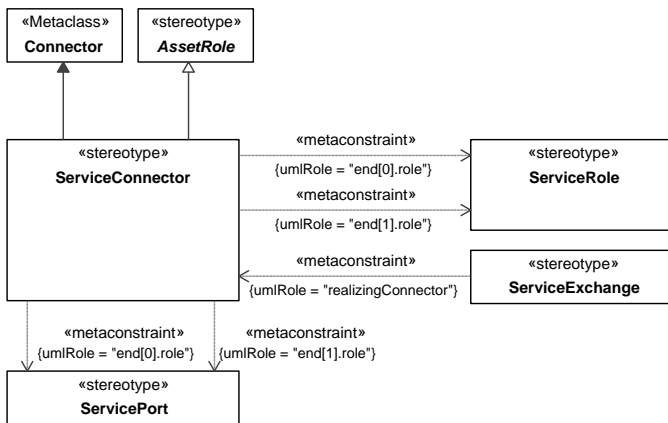


Figure 3:90 - ServiceConnector

Constraints

- [1] ServiceConnector.end The value for the role metaproperty for the owned ConnectorEnd must be stereotyped «ServicePort», «ServiceSpecificationRole» or their specializations.

Commented [AM247]: [UAF12-33](#)

ServiceExchange

Package: Connectivity

isAbstract: No

Generalization: Exchange

Extension: InformationFlow

Description

Asserts that a flow can exist between Services (i.e. flows of information, people, materiel, or energy).

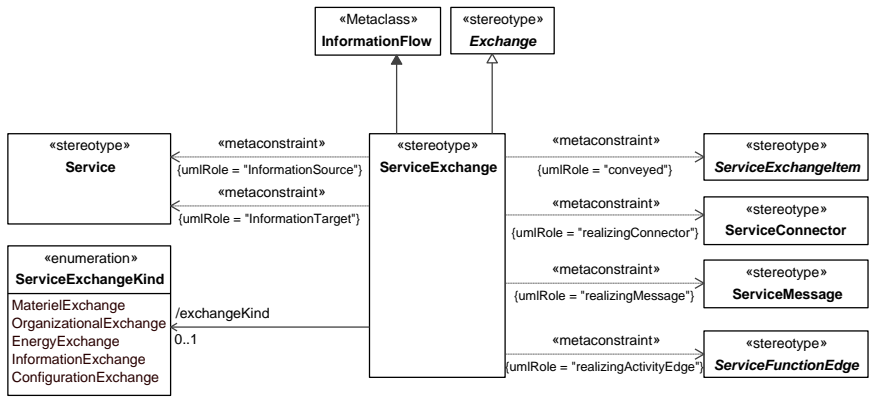


Figure 3:111 - ServiceExchange

Associations

exchangeKind : Captures the kind of Resource being exchanged.

Constraints

- | | |
|-------------------------------------------|----------------------------------------------------------------------------------------------------------------------|
| [1] ServiceExchange.conveyed | Value for conveyed metaproperty has to be stereotyped by any of specializations of «ServiceExchangeItem». |
| [2] ServiceExchange.informationSource | Value for informationSource metaproperty has to be stereotyped «Service» or its specializations. |
| [3] ServiceExchange.informationTarget | Value for informationTarget metaproperty has to be stereotyped «Service» or its specializations. |
| [4] ServiceExchange.realizingActivityEdge | Value for the realizingActivityEdge metaproperty must be stereotyped by the specialization of «ServiceFunctionEdge». |
| [5] ServiceExchange.realizingConnector | Value for the realizingConnector metaproperty must be stereotyped «ServiceConnector» or its specializations. |
| [6] ServiceExchange.realizingMessage | Value for the realizingMessage metaproperty must be stereotyped «ServiceMessage» or its specializations. |

ServiceExchangeItem

Package: Connectivity

isAbstract: Yes

Generalization: Resource, Resource

Description

An abstract grouping for elements that defines the types of elements that can be exchanged between Services and conveyed by a ServiceExchange.

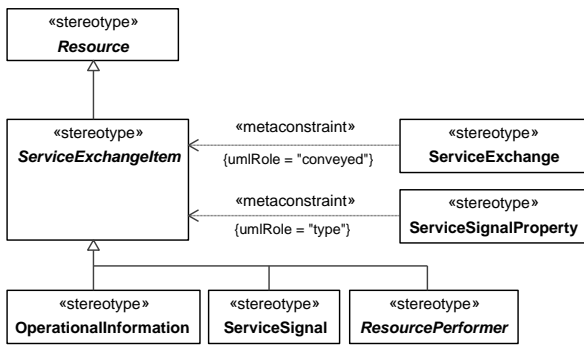


Figure 3:112 - ServiceExchangeItem

ServiceExchangeKind

Package: Connectivity

isAbstract: No

Description

Enumeration of the possible kinds of ServiceExchange. Its enumeration literals are:

- **MaterielExchange** - Indicates that the ServiceExchange associated with the ServiceExchangeKind is a logical flow of materiel (artifacts) between Services.
- **OrganizationalExchange** - Indicates that the ServiceExchange associated with the ServiceExchangeKind is a logical flow where human resources (PostTypes, RoleTypes) flow between Services.
- **EnergyExchange** - Indicates that the ServiceExchange associated with the ServiceExchangeKind is a logical flow where energy is flowed from one Service to another.
- **InformationExchange** - Indicates that the ServiceExchange associated with the ServiceExchangeKind is a logical flow where information is flowed from one Service to another.
- **ConfigurationExchange** - Indicates that the ServiceExchange associated with the ServiceExchangeKind is a logical flow where CapabilityConfigurations flow from one Service to another.

Commented [AM248]: [UAF12-33](#)

ServiceInterface

Package: Connectivity

isAbstract: No

Generalization: [PropertySet](#), InterfaceBlock

Extension: Class

Description

A contract that defines the ServiceMethods and [ServiceMessageHandlers](#), [ServiceSignals](#) that the [ServiceSpecification](#) realizes.

Commented [AM249]: [UAF12-33](#)

Commented [AM250]: [UAF12-33](#)

Commented [AM251]: UAF12-33

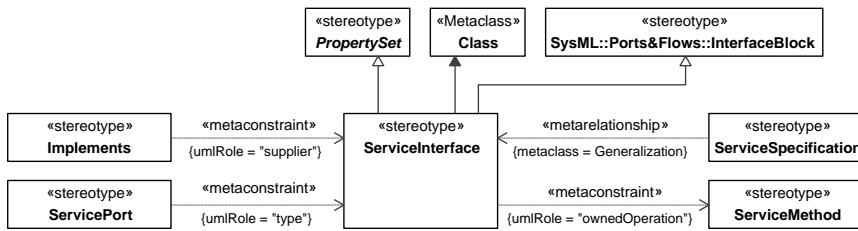
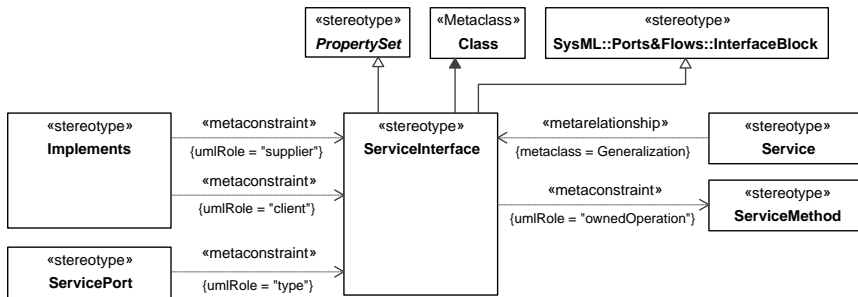


Figure 3:91 - ServiceInterface

Constraints

- [1] ServiceInterface.ownedOperation Values for the ownedOperation metaproperty must be stereotyped «ServiceMethod» or its specializations.

ServiceSignal

Commented [AM252]: UAF12-33

Package: Connectivity

isAbstract: No

Generalization: ServiceExchangeItem

Extension: Signal

Description

A specification of a kind of communication between Services in which a reaction is asynchronously triggered in the receiver without a reply.

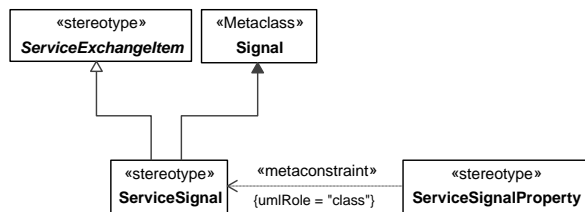


Figure 3:114 - ServiceSignal

ServiceSignalProperty

Package: Connectivity

isAbstract: No

Generalization: MeasurableElement

Extension: Property

Description

A property of a ServiceSignal typed by ServiceExchangeItem. It enables ServiceExchangeItem e.g. OperationalInformation to be passed as arguments of the ServiceSignal.

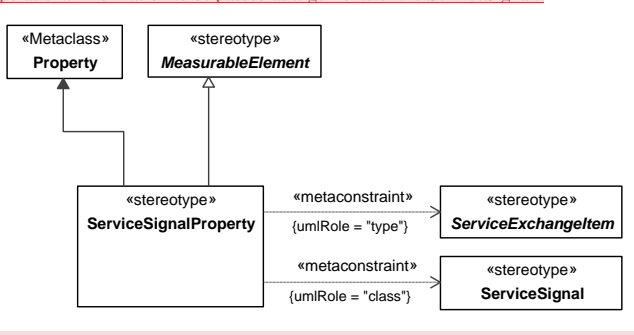


Figure 3:115 - ServiceSignalProperty

Constraints

- [1] ServiceSignalProperty.class Value for class metaproperty must be stereotyped «ServiceSignal» or its specializations.
- [2] ServiceSignalProperty.type Value for type metaproperty must be stereotyped by the specialization of «ServiceExchangeItem».

UAF::Services::Processes

Contains the elements that contribute to the Services Processes [ViewpointView Specification](#).

Commented [AM253]: [UAF12-41](#)

ServiceControlFlow

Commented [AM254]: [UAF12-10](#)

Package: Processes

isAbstract: No

Generalization: ServiceFunctionEdge

Extension: ControlFlow

Description

An ActivityEdge that shows the flow of control between ServiceFunctionActions.

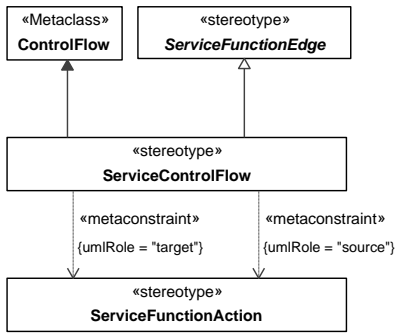


Figure 3:116 - ServiceControlFlow

Constraints

- [1] ServiceControlFlow.source Value for the source metaproperty must be stereotyped «ServiceFunctionAction» or its specializations.
- [2] ServiceControlFlow.target Value for the target metaproperty must be stereotyped «ServiceFunctionAction» or its specializations.

ServiceFunction

Package: Processes

isAbstract: No

Generalization: [Activity](#)

Extension: Activity

Description

An Activity that describes the abstract behavior of [ServiceSpecifications](#), regardless of the actual implementation.

Commented [AM255]: [UAF12-33](#)

Commented [AM256]: [UAF12-10](#)

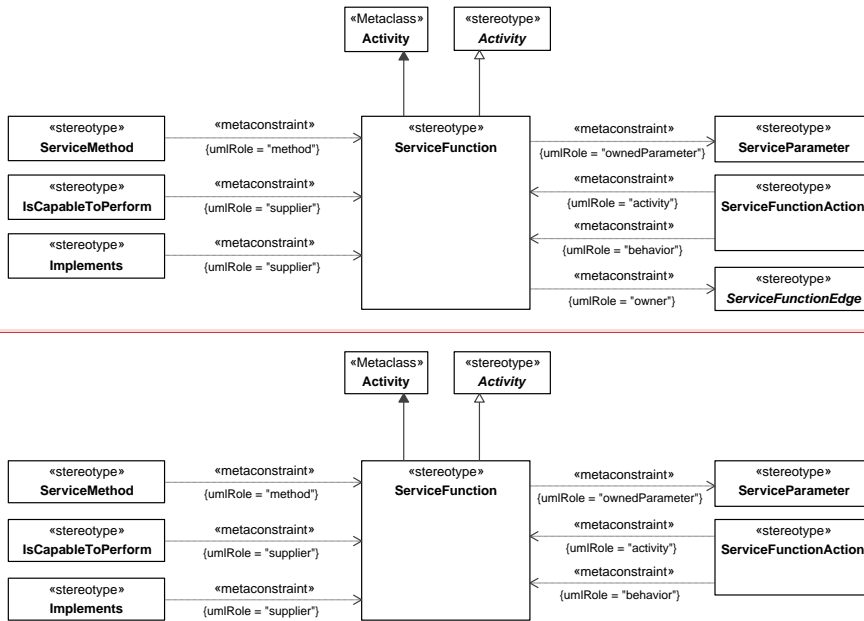


Figure 3:92 - ServiceFunction

Constraints

- [1] ServiceFunction.ownedParameter The values for the ownedParameter metaproperty must be stereotyped «ServiceParameter».

ServiceFunctionAction

Package: Processes

isAbstract: No

Generalization: [MeasurableElement](#)

Extension: CallBehaviorAction

Description

A call of a ServiceFunction in the context of another ServiceFunction.

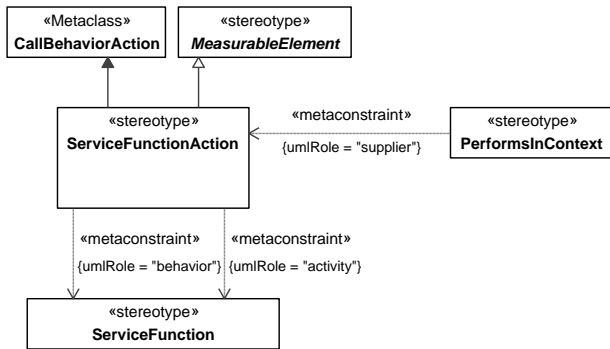
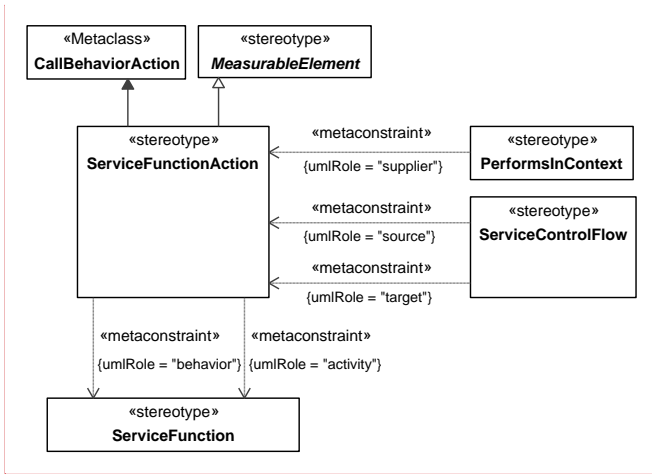


Figure 3:93 - ServiceFunctionAction Constraints

- Constraints
- [1] ServiceFunctionAction.activity Value for the behavior metaproperty must be stereotyped «ServiceFunction» or its specializations.
 - [2] ServiceFunctionAction.behavior Value for the activity metaproperty must be stereotyped «ServiceFunction» or its specializations.

ServiceFunctionEdge

Package: Processes

isAbstract: Yes

Generalization: MeasurableElement

Extension: ActivityEdge

Description

Abstract grouping for ServiceControlFlow and ServiceObjectFlow.

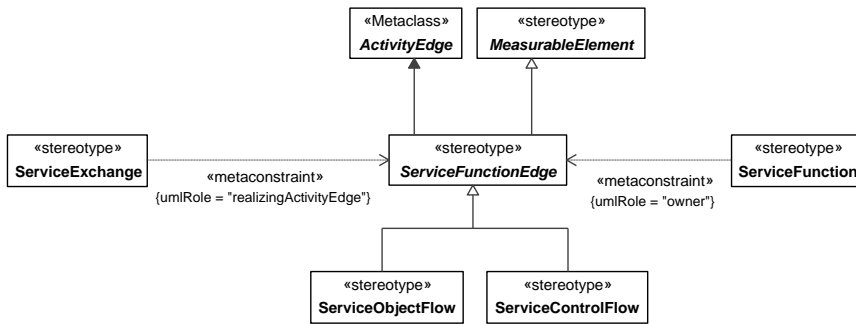


Figure 3:119 - ServiceFunctionEdge

Constraints

[1] ServiceFunctionEdge.owner «ServiceFunctionEdge» must be owned directly or indirectly by «ServiceFunction» or its specializations.

ServiceObjectFlow

Package: Processes

isAbstract: No

Generalization: ServiceFunctionEdge

Extension: ObjectFlow

Description

An ActivityEdge that shows the flow of Resources (objects/information) between ServiceFunctionActions.

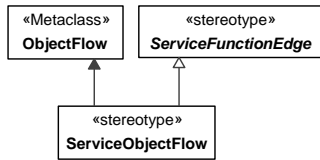


Figure 3:120 - ServiceObjectFlow

Commented [AM258]: UAF12-10

UAF::Services::States

Contains the elements that contribute to the Services States [ViewpointView Specification](#).

Commented [AM259]: UAF12-41

ServiceStateDescription

Package: States

isAbstract: No

Generalization: MeasurableElement

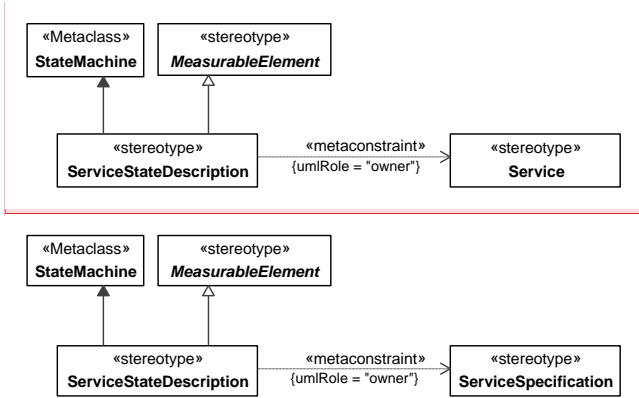
Extension: StateMachine

Description

A state machine describing the behavior of a [ServiceSpecification](#), depicting how the [ServiceSpecification](#) responds to various events and the actions.

Commented [AM260]: UAF12-33

Commented [AM261]: UAF12-33



Commented [AM262]: [UAF12-33](#)

Figure 3:94 - ServiceStateDescription Constraints

[1] ServiceStateMachine.owner Values for the owner metaproperty must be stereotyped «ServiceSpecification» or its specializations.

Commented [AM263]: [UAF12-33](#)

UAF::Services::Interaction-ScenariosSequences

Contains the elements that contribute to the Services Interaction-ScenariosSequences ViewpointView Specification.

Commented [AM264]: [UAF12-59](#)

Formatted: Lithuanian

ServiceMessage

Package: SequencesInteraction-Scenarios

isAbstract: No

Generalization: MeasurableElement

Extension: Message

Description

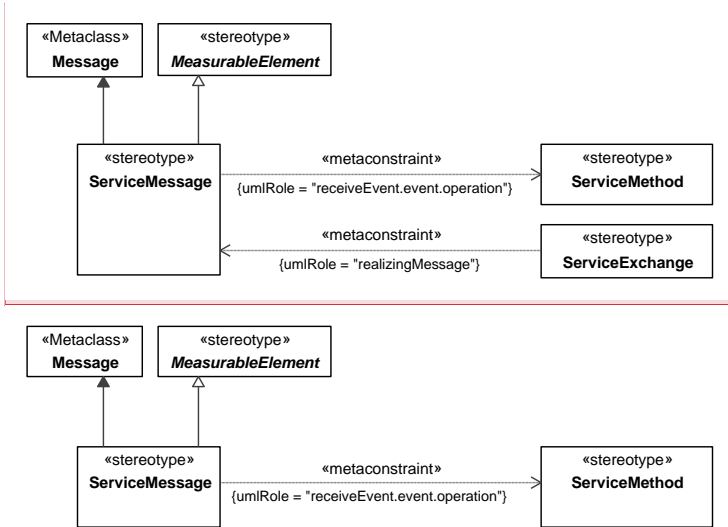
Message for use in a services interaction scenario which carries any of the subtypes of ServiceExchangeMessage for use in a Service-Event-Trace.

Commented [AM265]: [UAF12-59](#)

Commented [AM266]: [UAF12-41](#)

Commented [AM267]: [UAF12-59](#)

Commented [AM268]: [UAF12-33](#)



Commented [AM269]: [UAF12-33](#)

Figure 3:95 - ServiceMessage

Constraints

- [1] ServiceMessage.receiveEvent.event.operation Values for the receiveEvent.event.operation metaproperty must be stereotyped with «ServiceMethod» or its specializations.

UAF::Services::Constraints

Contains the elements that contribute to the Services Constraints [ViewpointView Specification](#).

Commented [AM270]: [UAF12-41](#)

ServiceContract

Commented [AM271]: [UAF12-33](#)

Package: Constraints

isAbstract: No

Generalization: Rule

Extension: Constraint

Description

A constraint governing the use of one or more Services.

Formatted: Lithuanian

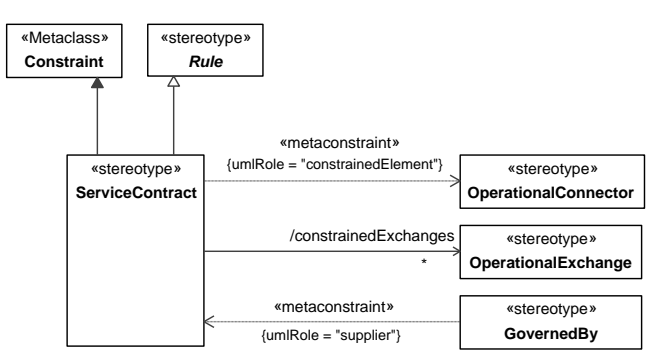


Figure 3:123 - ServiceContract

Associations

constrainedExchanges : OperationalExchange[*] OperationalExchanges constrained to be carried out by the Service GovernedBy this ServiceContract.

Constraints

[1] ServiceContract.constrainedElement Values for constrainedElement metaproperty must be stereotyped «OperationalConnector» or its specializations.

ServicePolicy

Package: Constraints

isAbstract: No

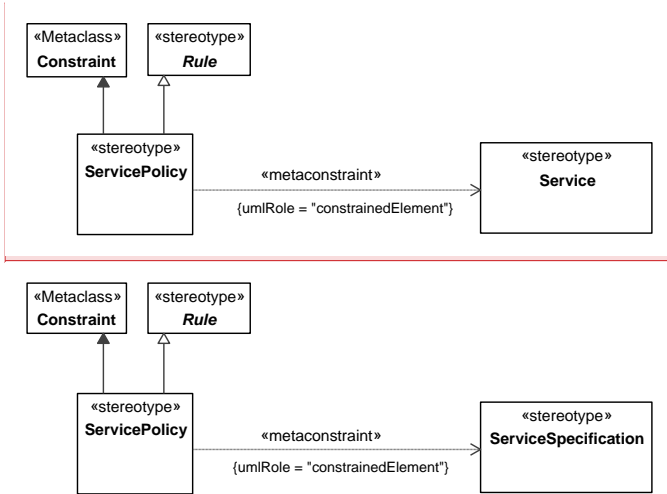
Generalization: Rule

Extension: Constraint

Description

A constraint governing the use of one or more ServiceSpecifications.

Commented [AM272]: UAF12-33



Commented [AM273]: [UAF12-33](#)

Figure 3:96 - ServicePolicy Constraints

[1] ServicePolicy.constrainedElement Values for constrainedElement metaproperty must be stereotyped «ServiceSpecification» or its specializations.

Commented [AM274]: [UAF12-33](#)

UAF::Services::Traceability

Contains the elements that contribute to the Services Traceability [ViewpointView Specification](#).

Commented [AM275]: [UAF12-41](#)

GovernedBy

Commented [AM276]: [UAF12-33](#)

Package: Traceability

isAbstract: No

Generalization: MeasurableElement, Allocate

Extension: Abstraction

Description

An abstraction relationship that exists between the ServiceContract and the Service that it governs.

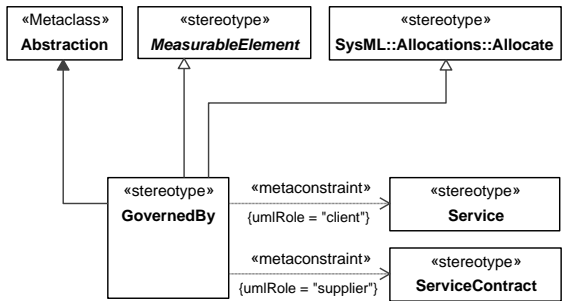


Figure 3:125 - GovernedBy

Constraints

- [1] GovernedBy.client Value for the client metaproperty must be stereotyped «Service» or its specializations.
- [2] GovernedBy.supplier Value for the supplier metaproperty must be stereotyped «ServiceContract» or its specializations.

ConsumesSupports

Package: Traceability

isAbstract: No

Generalization: Allocate, [MeasurableElement](#)

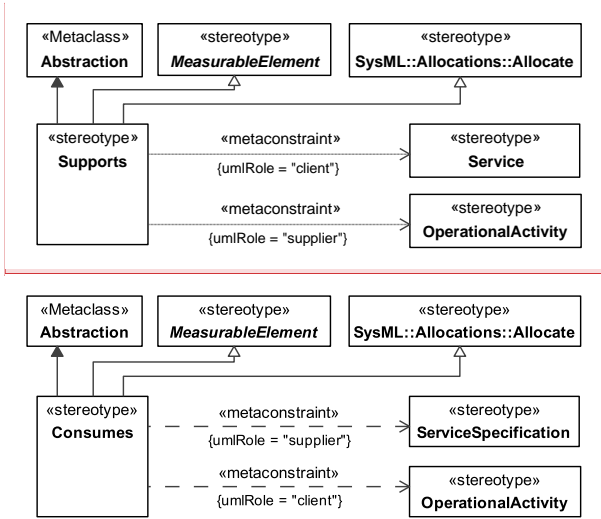
Extension: Abstraction

Description

An abstraction relationship that asserts that a service in someway contributes or assists in the execution of an OperationalActivity.

Commented [AM277]: [UAF12-33](#)

Formatted: Lithuanian



Commented [AM278]: [UAF12-33](#)

Figure 3:97 – **ConsumesSupports**

Constraints

- [1] **ConsumesSupports.client** Value for the client metaproperty must be stereotyped **«OperationalActivityService»** or its specializations.
- [2] **ConsumesSupports.supplier** Value for the supplier metaproperty must be stereotyped **«ServiceSpecificationOperationalActivity»** or its specializations.

Commented [AM279]: [UAF12-33](#)

Formatted: Lithuanian

Commented [AM280]: [UAF12-33](#)

Commented [AM281]: [UAF12-33](#)

Commented [AM282]: [UAF12-33](#)

Commented [AM283]: [UAF12-33](#)

3.1.6 UAF::Personnel

Stakeholders: Human resources, Solution Providers, PMs.

Concerns: human factors.

Definition: aims to clarify the role of Human Factors (HF) when creating architectures in order to facilitate both Human Factors Integration (HFI) and systems engineering (SE).

UAF::Personnel::Taxonomy

Contains the elements that contribute to the Personnel Taxonomy **ViewpointView Specification**.

Commented [AM284]: [UAF12-41](#)

Organization

Package: Taxonomy

isAbstract: No

Generalization: [OrganizationalResource](#)

Extension: Class

Description

A group of OrganizationalResources (Persons, Posts, Organizations and Responsibilities) associated for a particular purpose.

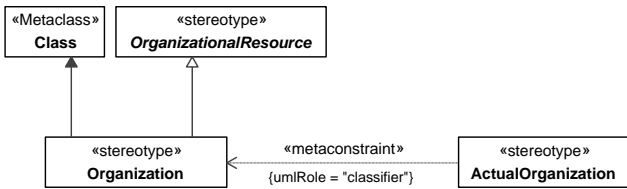


Figure 3:98 - Organization

OrganizationalResource

Package: Taxonomy

isAbstract: Yes

Generalization: [PhysicalResource](#), [Stakeholder](#)

Extension: Class

Description

An abstract element grouping for Organization, Person, Post and Responsibility.

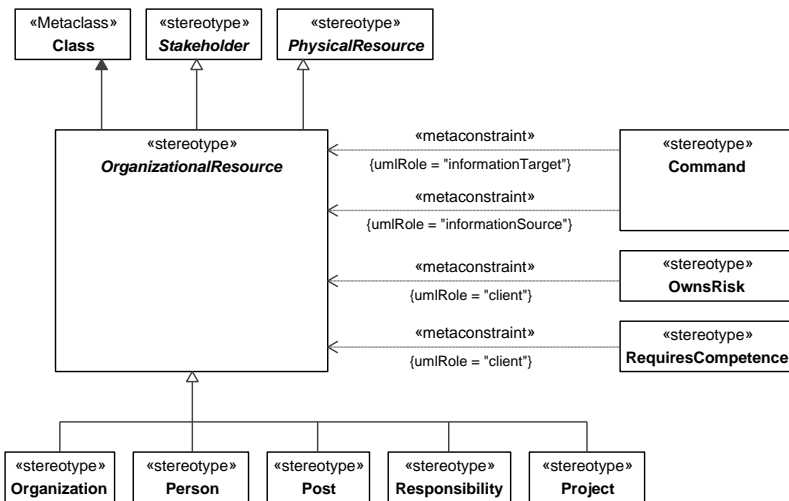


Figure 3:99 - OrganizationalResource

Person

Package: Taxonomy

isAbstract: No

Generalization: [OrganizationalResource](#)

Extension: Class

Description

A type of a human being used to define the characteristics that need to be described for ActualPersons (e.g. properties such as address, telephone number, nationality, etc).

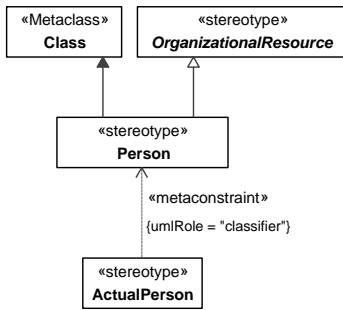


Figure 3:100 - Person

Post

Package: Taxonomy

isAbstract: No

Generalization: [OrganizationalResource](#)

Extension: Class

Description

A type of job title or position that a person can fill (e.g. Lawyer, Solution Architect, Machine Operator or Chief Executive Officer).

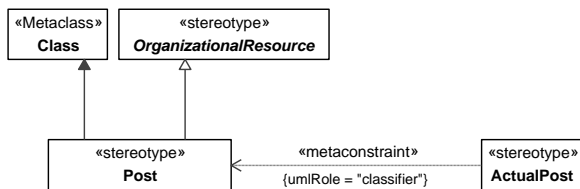


Figure 3:101 - Post

Responsibility

Package: Taxonomy

isAbstract: No

Generalization: [OrganizationalResource](#)

Extension: Class

Description

The type of duty required of a Person or Organization.

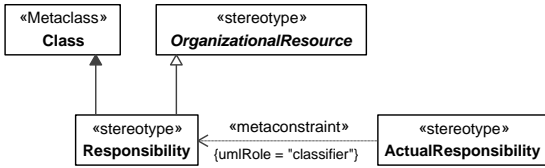


Figure 3:102 - Responsibility

UAF::Personnel::Connectivity

Contains the elements that contribute to the Personnel Connectivity [Viewpoint View Specification](#).

Commented [AM285]: [UAF12-41](#)

Command

Package: Connectivity

isAbstract: No

Generalization: [ResourceExchange](#)

Extension: InformationFlow

Description

A type of ResourceExchange that asserts that one OrganizationalResource commands another.

Commented [AM286]: [UAF12-33](#)

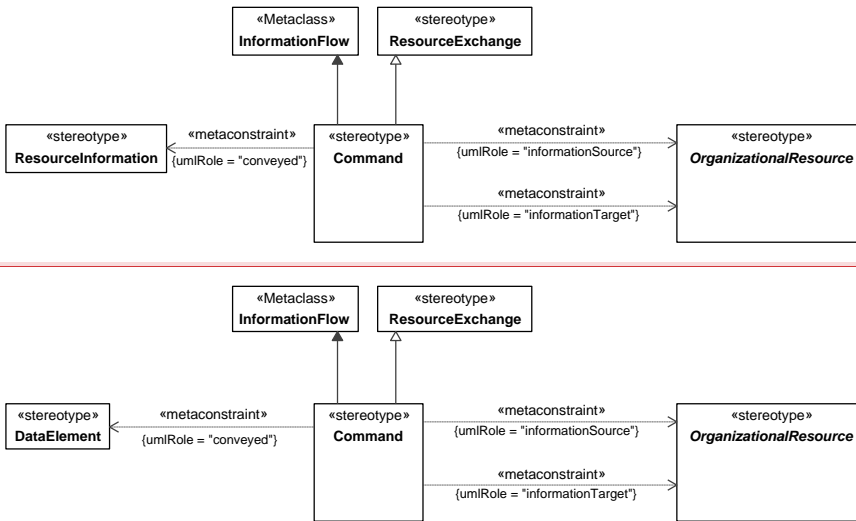


Figure 3:103 - Command

Constraints

- [1] Command.conveyed Value for the conveyed metaproperty must be stereotyped [«DataElementResourceInformation»](#) or its specializations.
- [2] Command.informationSource Value for the informationSource metaproperty must be stereotyped by the specialization of «OrganizationalResource».

Commented [AM287]: [UAF12-33](#)

[3] Command.informationTarget Value for the informationTarget metaproperty must be stereotyped by the specialization of «OrganizationalResource».

Control

Package: Connectivity

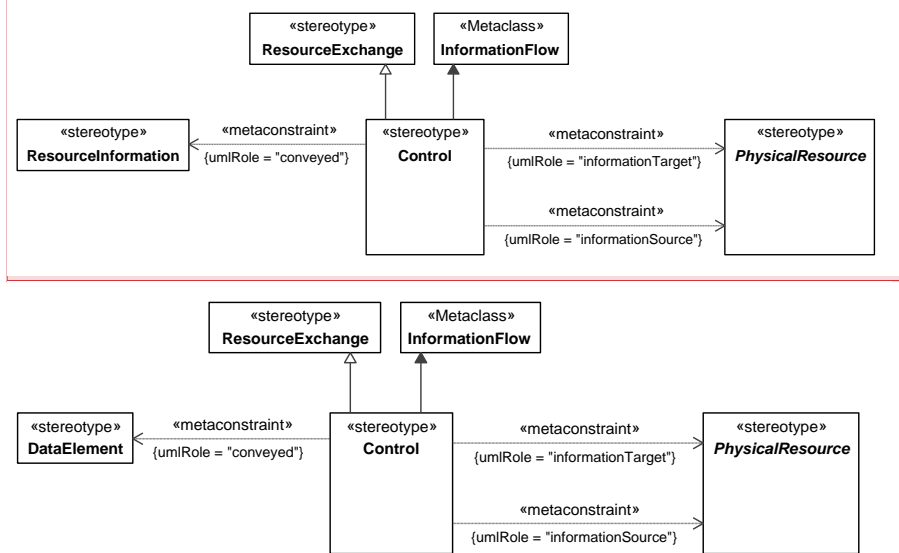
isAbstract: No

Generalization: [ResourceExchange](#)

Extension: InformationFlow

Description

A type of ResourceExchange that asserts that one PhysicalResource controls another PhysicalResource (i.e. the driver of a vehicle controlling the vehicle speed or direction).



Commented [AM288]: [UAF12-33](#)

Figure 3:104 - Control Constraints

- [1] Control.conveyed Value for the conveyed metaproperty must be stereotyped «DataElementResourceInformation» or its specializations.
- [2] Control.informationSource Value for the informationSource metaproperty must be stereotyped by the specialization of «PhysicalResource».
- [3] Control.informationTarget Value for the informationTarget metaproperty must be stereotyped by the specialization of «PhysicalResource» or its specializations.

Commented [AM289]: [UAF12-33](#)

UAF::Personnel::Processes

Contains the elements that contribute to the Personnel Processes [ViewpointView Specification](#).

Commented [AM290]: [UAF12-41](#)

CompetenceToConduct

Package: Processes

isAbstract: No

Generalization: [MeasurableElement](#), [Allocate](#)

Extension: Abstraction

Description

An abstraction relationship used to associate a Function with a specific set of Competencies needed to conduct the Function.

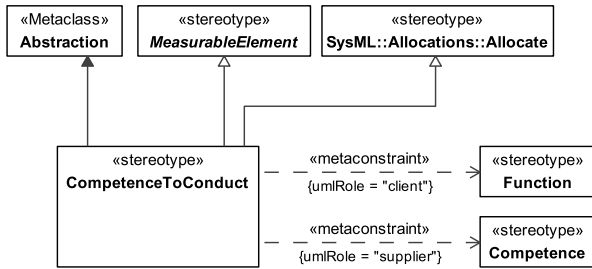


Figure 3:105 - CompetenceToConduct

Constraints

- [1] CompetenceToConduct.client Value for the client metaproperty must be stereotyped «Function» or its specializations.
- [2] CompetenceToConduct.supplier Value for the supplier metaproperty must be stereotyped «Competence» or its specializations.

UAF::Personnel::Constraints

Contains the elements that contribute to the Personnel Constraints [View Specificationpoint](#).

Commented [AM291]: [UAF12-41](#)

Competence

Package: Constraints

isAbstract: No

Generalization: [SubjectOfForecast](#), [PropertySet](#), Block

Extension: Class

Description

A specific set of abilities defined by knowledge, skills and aptitude.

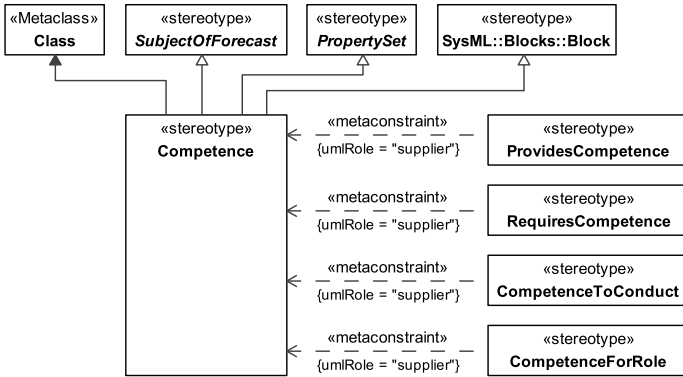


Figure 3:106 - Competence

CompetenceForRole

Package: Constraints

isAbstract: No

Generalization: [MeasurableElement](#), [Allocate](#)

Extension: Abstraction

Description

An abstraction relationship used to associate an organizational role with a specific set of required competencies.

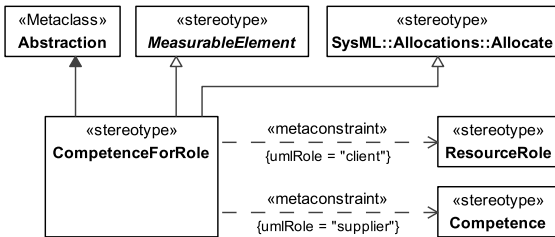


Figure 3:107 - CompetenceForRole

Constraints

- [1] CompetenceForRole.client Value for the client metaproperty must be stereotyped «ResourceRole» or its specializations.
- [2] CompetenceForRole.supplier Value for the supplier metaproperty must be stereotyped «Competence» or its specializations.

RequiresCompetence

Package: Constraints

isAbstract: No

Generalization: [MeasurableElement](#), [Allocate](#)

Extension: Abstraction

Description

An abstraction relationship that asserts that an ActualOrganizationalResource is required to have a specific set of Competencies.

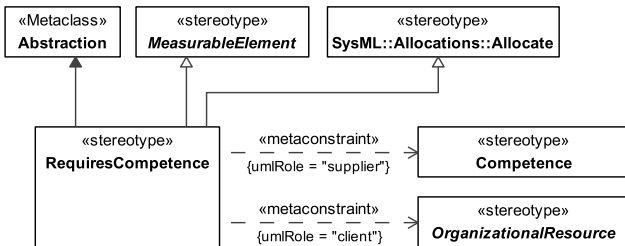


Figure 3:108 - RequiresCompetence

Constraints

- [1] RequiresCompetence.client Value for the client metaproperty must be stereotyped a specialization of «OrganizationalResource».
- [2] RequiresCompetence.supplier Value for the supplier metaproperty must be stereotyped «Competence» or its specializations.

UAF::Personnel::Traceability

Contains the elements that contribute to the Personnel Traceability [ViewpointView Specification](#).

Commented [AM292]: [UAF12-41](#)

ResponsibleFor

Package: Traceability

isAbstract: No

Generalization: [MeasurableElement](#), Allocate

Extension: Abstraction

Description

An abstraction relationship between an ActualResponsibleResource and an ActualResponsibility or ActualProject. It defines the duties that the ActualResponsibleResource is ResponsibleFor.

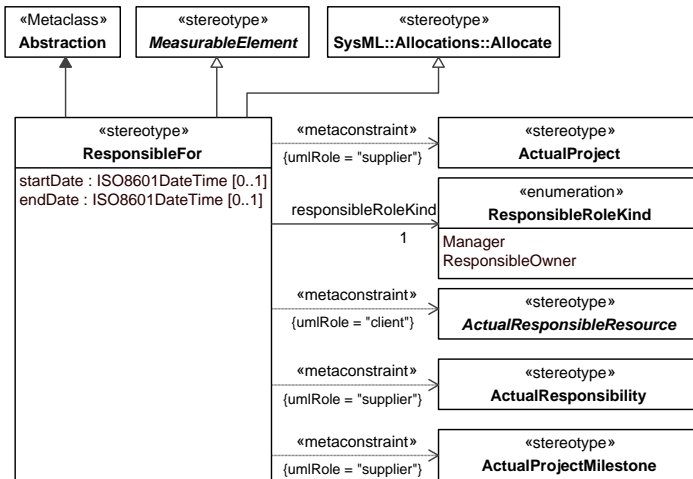


Figure 3:109 - ResponsibleFor
Attributes

endDate : ISO8601DateTime[0..1] End date of an ActualResponsibleResource being ResponsibleFor and ActualProject or ActualResponsibility.
 startDate : ISO8601DateTime[0..1] Start date of an ActualResponsibleResource being ResponsibleFor and ActualProject or ActualResponsibility.

Associations

responsibleRoleKind : ResponsibleRoleKind[1] Captures the kind of role (Manager or ResponsibleOwner) responsible for the ActualProject or ActualResponsibility.

Constraints

- [1] ResponsibleFor.client Value for the client metaproperty must be stereotyped by the specialization of «ActualResponsibleResource».
- [2] ResponsibleFor.supplier Value for the supplier metaproperty must be stereotyped «ActualProject», «ActualResponsibility», «ActualProjectMilestone» or their specializations.

ResponsibleRoleKind

Package: Traceability

isAbstract: No

Description

Enumeration of the possible kinds of ResponsibleFor relationship. Its enumeration literals are:

- Manager - Indicates that the ResourceInteraction associated with the ResourceInteractionKind is a-an implementation of logical flow.
- ResponsibleOwner - Indicates that the ResourceInteraction associated with the ResourceInteractionKind is a-an implementation of logical flow.

3.1.7 UAF::Resources

Stakeholders: Systems Engineers, Resource Owners, Implementers, Solution Providers, IT Architects.

Concerns: definition of solution architectures to implement operational requirements. Definition: captures a solution architecture consisting of resources, e.g.e.g. organizational, software, artifacts, capability configurations, natural

resources that implement the operational requirements. Further design of a resource is typically detailed in SysML or UML.

UAF::Resources::Taxonomy

Contains the elements that contribute to the Resources Taxonomy [ViewpointView Specification](#).

Commented [AM293]: [UAF12-41](#)

CapabilityConfiguration

Package: Taxonomy

isAbstract: No

Generalization: [ResourceArchitecture](#)

Extension: Class

Description

A composite structure representing the physical and human resources (and their interactions) in an enterprise, assembled to meet a capability.

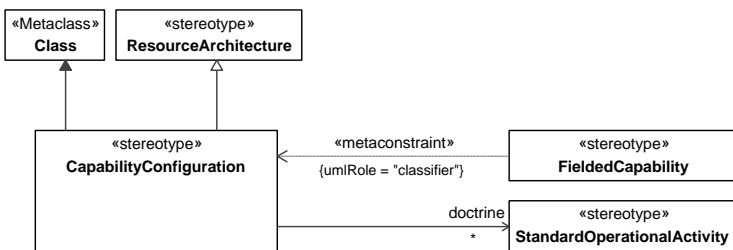


Figure 3:110 - CapabilityConfiguration

Associations

doctrine : StandardOperationalActivity[*] Represents the doctrinal line of development of the Capability.

NaturalResource

Package: Taxonomy

isAbstract: No

Generalization: [PhysicalResource](#)

Extension: Class

Description

Type of physical resource that occurs in nature such as oil, water, gas or coal.

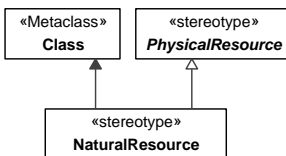


Figure 3:111 - NaturalResource

PhysicalResource

Package: Taxonomy

isAbstract: Yes

Generalization: [ResourcePerformer](#)

Extension: Class

Description

An abstract grouping that defines physical resources (*i.e.*, OrganizationalResource, ResourceArtifact and NaturalResource).

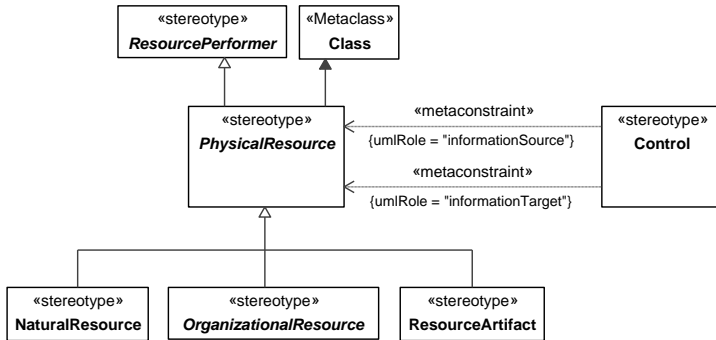


Figure 3:112 - PhysicalResource

ResourceArchitecture

Package: Taxonomy

isAbstract: No

Generalization: [ResourcePerformer](#), [Architecture](#)

Extension: Class

Description

An element used to denote a model of the Architecture, described from the ResourcePerformer perspective.

Commented [AM294]: [UAF12-15](#)

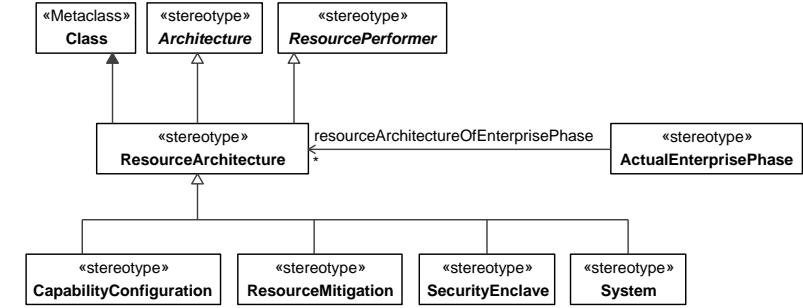
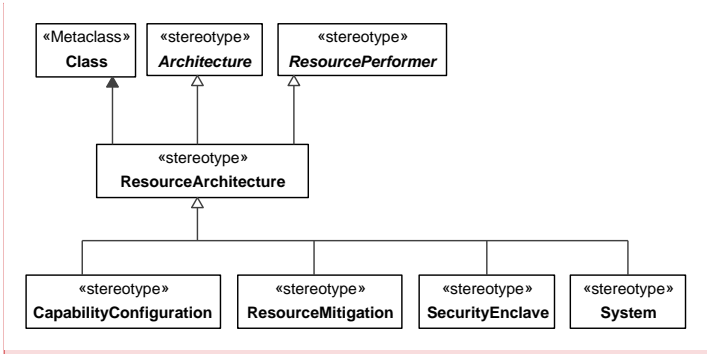


Figure 3:113 - ResourceArchitecture

ResourceArtifact

Package: Taxonomy

isAbstract: No

Generalization: [PhysicalResource](#)

Extension: Class

Description

A type of man-made object that contains no human beings (*i.e.*, satellite, radio, petrol, gasoline, etc.).

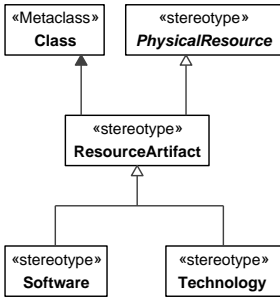


Figure 3:114 - ResourceArtifact

ResourcePerformer

Package: Taxonomy

isAbstract: Yes

Generalization: [ResourceAsset](#), [ResourceExchangeItem](#), [SubjectOfResourceConstraint](#), [VersionedElement](#), [CapableElement](#), [SubjectOfForecast](#), [OperationalExchangeItem](#), [Desire](#), [ServiceExchangeItem](#), [StrategicExchangeItem](#)

Extension: Class

Description

An abstract grouping of elements that can perform Functions.

Commented [AM295]: [UAF12-33](#)

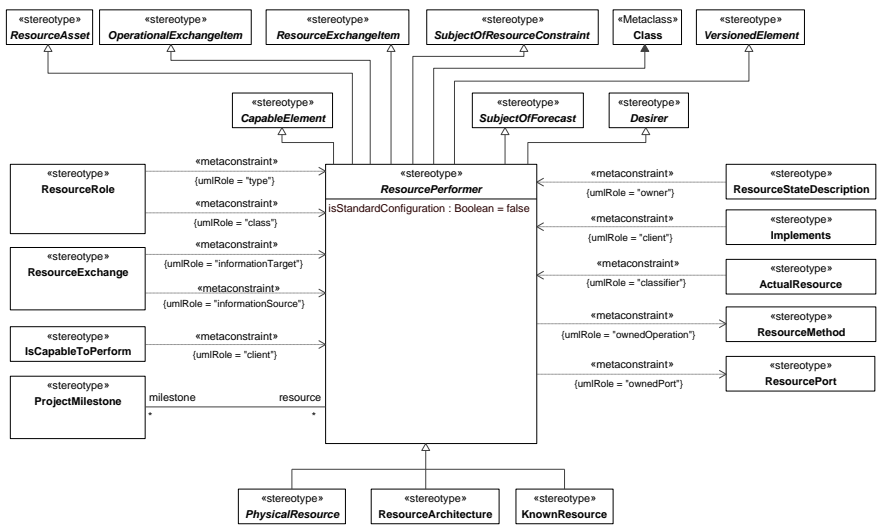
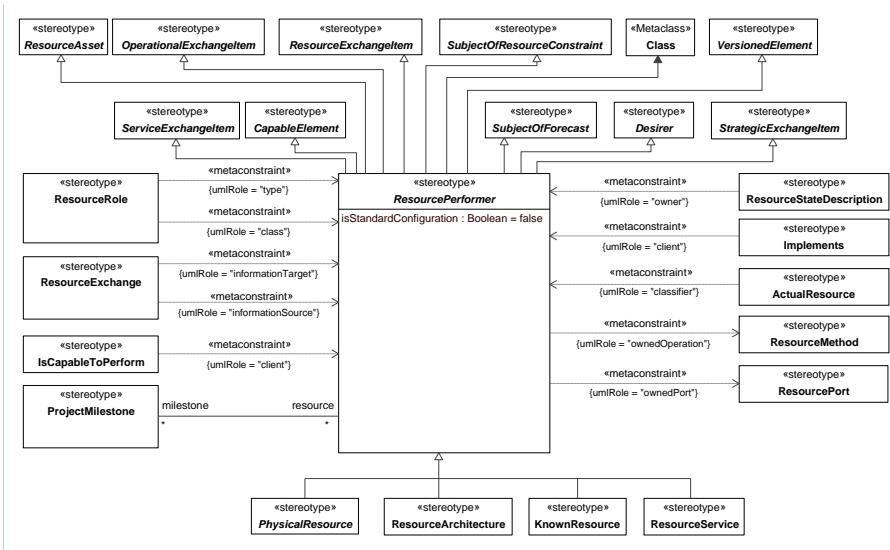


Figure 3:115 - ResourcePerformer

Attributes

isStandardConfiguration : Boolean[1] Indicates if the ResourcePerformer is StandardConfiguration, default=false.

Associations

milestone : ProjectMilestone[*] Relates ResourcePerformer to ProjectMilestones that affect it.

Constraints

- [1] ResourcePerformer.isCapableOfPerforming Is capable of performing only «Function» elements or its specializations.
- [2] ResourcePerformer.ownedOperation Values for the ownedOperation metaproperty must be stereotyped «ResourceMethod» or its specializations.
- [3] ResourcePerformer.ownedPort Values for the ownedPort metaproperty must be stereotyped «ResourcePort» or its specializations.

ResourceService

Package: Taxonomy

isAbstract: No

Generalization: ResourcePerformer

Extension: Class

Description

A service that a ResourcePerformer provides to support higher level Services or OperationalActivities. Employee provisioning, backup and recovery, storage, self-service help desk are examples of ResourceServices.

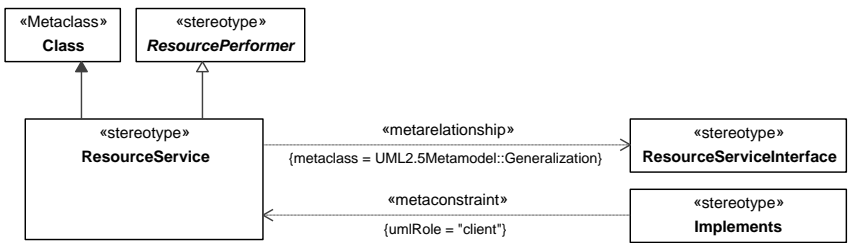


Figure 3:145 - ResourceService

Commented [AM297]: UAF12-33

Software

Package: Taxonomy

isAbstract: No

Generalization: ResourceArtifact

Extension: Class

Description

A sub-type of ResourceArtifact that specifies an executable computer program.

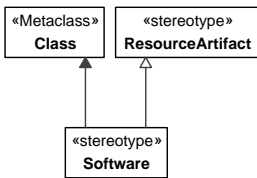


Figure 3:116 - Software

System

Package: Taxonomy

isAbstract: No

Generalization: [ResourceArchitecture](#)

Extension: Class

Description

An integrated set of elements, subsystems, or assemblies that accomplish a defined objective. These elements include products (hardware, software, firmware), processes, people, information, techniques, facilities, services, and other support elements (INCOSE SE Handbook V4, 2015).

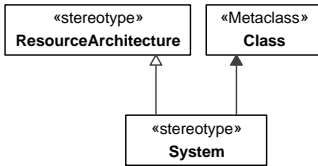


Figure 3:117 - System

UAF::Resources::Structure

Contains the elements that contribute to the Resources Structure [ViewpointView Specification](#).

Commented [AM298]: [UAF12-41](#)

ResourceMethod

Package: Structure

isAbstract: No

Generalization: [MeasurableElement](#)

Extension: Operation

Description

A behavioral feature of a ResourcePerformer whose behavior is specified in a Function.

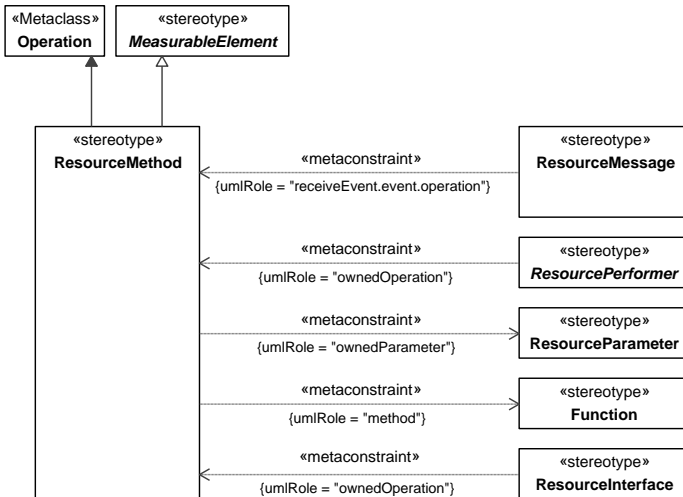


Figure 3:118 - ResourceMethod

Constraints

- [1] ResourceMethod.method Value for the method metaproperty must be stereotyped «Function» or its specializations.
- [2] ResourceMethod.ownedParameter The values for the ownedParameter metaproperty must be stereotyped «ResourceParameter».

ResourceParameter

Package: Structure

isAbstract: No

Generalization: [MeasurableElement](#)

Extension: Parameter

Description

An element that represents inputs and outputs of [ana](#) Function. It is typed by a ResourceInteractionItem.

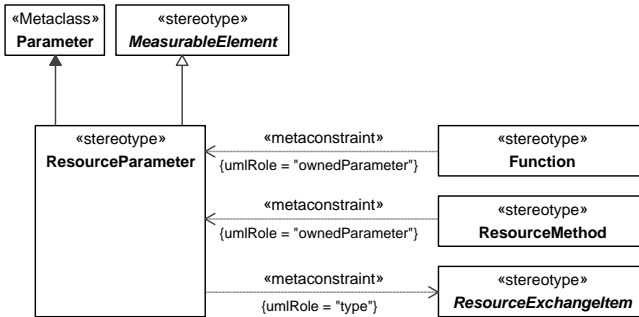


Figure 3:119 - ResourceParameter

Constraints

- [1] ResourceParameter.type Value for the type metaproperty must be stereotyped with a specialization of «ResourceInteractionItem».

ResourcePort

Package: Structure

isAbstract: No

Generalization: ProxyPort, [MeasurableElement](#), [ProtocolImplementation](#)

Extension: Port

Description

An interaction point for a ResourcePerformer through which it can interact with the outside environment and which is defined by a ResourceInterface.

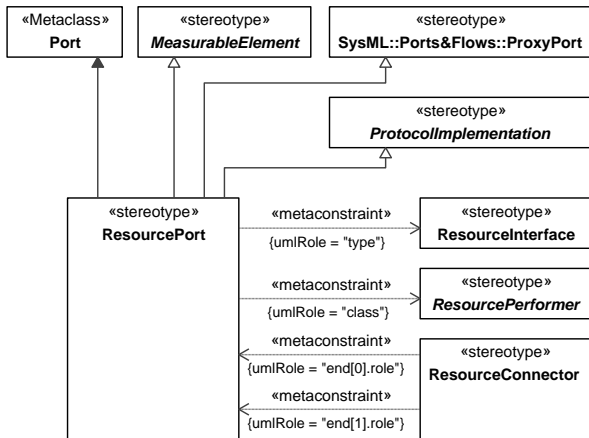


Figure 3:120 - ResourcePort

Constraints

- [1] ResourcePort.type Value for the type metaproperty must be stereotyped «ResourceInterface» or its specializations.
- [2] ResourcePort.class Value for the class metaproperty must be stereotyped by the specialization of «ResourcePerformer».

ResourceRole

Package: Structure

isAbstract: No

Generalization: [LocationHolder](#), [SubjectOfResourceConstraint](#), [MeasurableElement](#), [AssetRole](#)

Extension: Property

Description

Usage of a ResourcePerformer in the context of another ResourcePerformer. Creates a whole-part relationship.

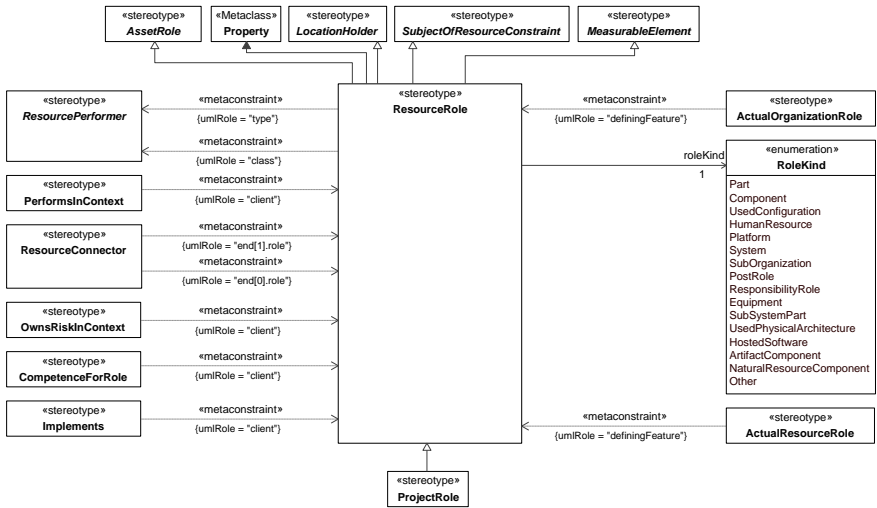


Figure 3:121 - ResourceRole

Associations

roleKind : RoleKind[1] Captures the kind of role a Resource can play.

Constraints

- [1] ResourceRole.type Value for the type metaproperty must be stereotyped by the specialization of «ResourcePerformer».
- [2] ResourceRole.class Value for the class metaproperty must be stereotyped by the specialization of «ResourcePerformer».

RoleKind

Package: Structure

isAbstract: No

Description

Enumeration of the possible kinds of roles that a ResourceRole may play in the context of a ResourcePerformer. Its enumeration literals are:

- Part - Indicates that the ResourceRole associated with the ResourceRoleKind is a kind of a ResourcePerformer that is used as a part of another ResourcePerformer.
- Component - Indicates that the ResourceRole associated with the ResourceRoleKind is a kind of Software that is used in the context of a ResourcePerformer.
- UsedConfiguration - Indicates that the ResourceRole associated with the ResourceRoleKind is a kind of existing CapabilityConfiguration that is used in the context of a ResourcePerformer.
- HumanResource - Indicates that the ResourceRole associated with the ResourceRoleKind is a kind of human resource that is used in the context of a ResourcePerformer.
- Platform - Indicates that the ResourceRole associated with the ResourceRoleKind is a kind of a ResourcePerformer that represents a platform (e.g. vessel, aircraft, etc.) that is used in the context of a SystemsResource.
- System - Indicates that the ResourceRole associated with the ResourceRoleKind is a kind of assembly of ResourcePerformers that is used in the context of another ResourcePerformer.

- SubOrganization - Indicates that the ResourceRole associated with the ResourceRoleKind is a kind of Organization that is typically the parent of another - e.g. a squadron may be part of a battalion, that is used in the context of a ResourcePerformer.
- PostRole - Indicates that the ResourceRole associated with the ResourceRoleKind is a kind of Post that is used in the context of a ResourcePerformer.
- ResponsibilityRole - Indicates that the ResourceRole associated with the ResourceRoleKind is a kind of Responsibility associated with a role that is used in the context of a ResourcePerformer.
- Equipment - Indicates that the ResourceRole associated with the ResourceRoleKind is a kind of man made resource that is used to accomplish a task or function in the context of a ResourcePerformer.
- SubSystemPart - Indicates that the ResourceRole associated with the ResourceRoleKind is a kind of subsystem (represented as a ResourcePerformers) is part of another ResourcePerformer.
- UsedPhysicalArchitecture - Indicates that the ResourceRole associated with the ResourceRoleKind is a kind of existing PhysicalArchitecture that is used in the context of a ResourcePerformer.
- HostedSoftware - Indicates that the ResourceRole associated with the ResourceRoleKind is a kind of software that is used in the context of a ResourcePerformer.
- ArtifactComponent - Indicates that the ResourceRole associated with the ResourceRoleKind is a kind of non human resource that is used as a component in the context of a ResourcePerformer.
- NaturalResourceComponent - Indicates that the ResourceRole associated with the ResourceRoleKind is a kind of natural resource that is used as a component in the context of a ResourcePerformer.
- Other - Indicates that the ResourceRole associated with the ResourceRoleKind is another kind of RoleKind that is not on the enumerated list.

UAF::Resources::Connectivity

Contains the elements that contribute to the Resources Connectivity [ViewpointView Specification](#).

Commented [AM299]: [UAF12-41](#)

ResourceConnector

Package: Connectivity

isAbstract: No

Generalization: [MeasurableElement](#), [ProtocolImplementation](#), [AssetRole](#)

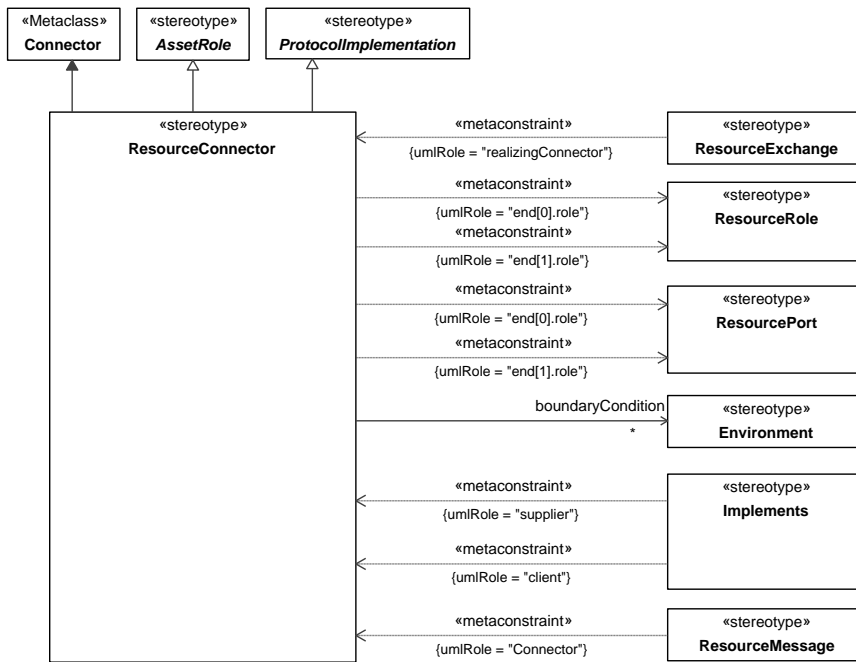
Commented [AM300]: [UAF12-51](#)

Extension: Connector

Description

A channel for exchange between two ResourceRoles.

Commented [AM301]: [UAF12-51](#)



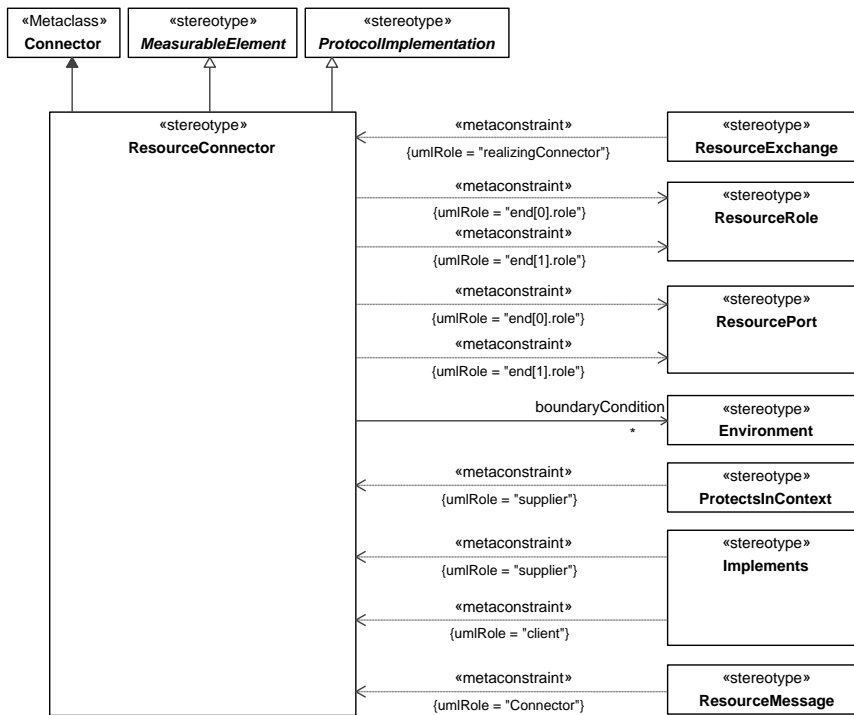


Figure 3:122 - ResourceConnector

Associations

boundaryCondition : Environment[*] Relates a ResourceConnector to the extremes of the Environment in which it is required to be made available.

Constraints

[1] ResourceConnector.end The value for the role metaproperty for the owned ConnectorEnd must be stereotype «ResourcePort», «ResourceRole» or their specializations.

ResourceExchange

Package: Connectivity

isAbstract: No

Generalization: [Exchange](#)

Extension: InformationFlow

Description

Asserts that a flow can exist between ResourcePerformers (*i.e.*, flows of data, people, materiel, or energy).

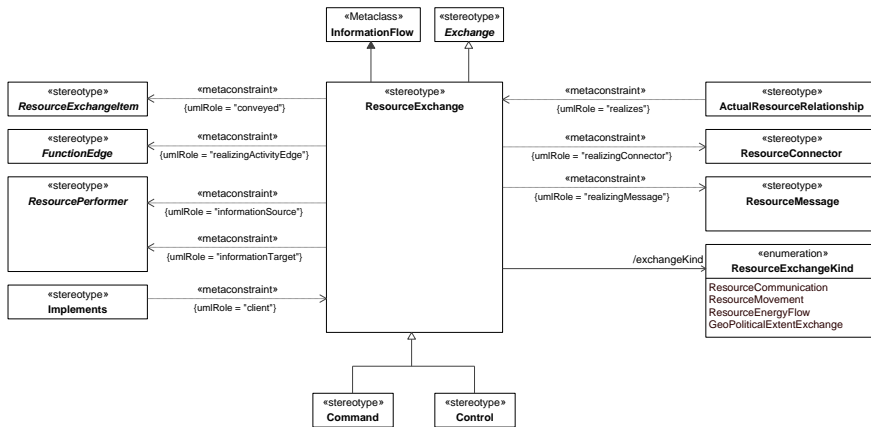


Figure 3:123 - ResourceExchange

Associations

exchangeKind : ResourceExchangeKind[] Captures the kind of ResourceExchange.

Constraints

- [1] ResourceExchange.conveyed In case of ResourceExchange.exchangeKind:
= ResourceCommunication, the conveyed element must be stereotyped «DataElement» or its specializations,
= ResourceMovement, the conveyed element must be stereotyped by the specialization of «PhysicalResource»,
= ResourceEnergyFlow, the conveyed element must be stereotyped «NaturalResource» or its specializations,
= GeoPoliticalExtentExchange, the conveyed element must be stereotyped «GeoPoliticalExtentType» or its specializations.
- [2] ResourceInteraction.informationSource Value for the informationSource metaproperty must be stereotyped by the specialization of «ResourcePerformer».
- [3] ResourceInteraction.informationTarget Value for the informationTarget metaproperty must be stereotyped by the specialization of «ResourcePerformer».
- [4] ResourceInteraction.realizingActivityEdge Value for the realizingActivityEdge metaproperty must be stereotyped by the specialization of «FunctionEdge».
- [5] ResourceInteraction.realizingConnector Value for the realizingConnector metaproperty must be stereotyped «ResourceConnector» or its specializations.
- [6] ResourceInteraction.realizingMessage Value for the realizingMessage metaproperty must be stereotyped «ResourceMessage» or its specializations.

ResourceExchangeItem

Package: Connectivity

isAbstract: Yes

Generalization: Resource

Description

An abstract grouping for elements that defines the types of elements that can be exchanged between ResourcePerformers and conveyed by a ResourceExchange.

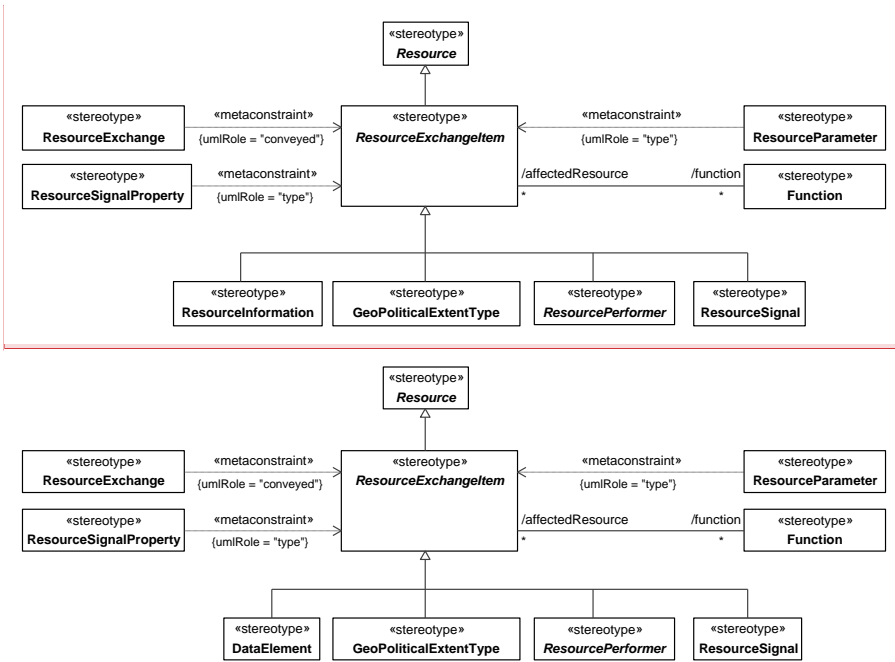


Figure 3:124 - ResourceExchangeItem Associations

function : Function[*] Function using the ResourceExchangeItem internally.

ResourceExchangeKind

Package: Connectivity

isAbstract: No

Description

Enumeration of the possible kinds of resource exchange applicable to a ResourceExchange. Its enumeration literals are:

- ResourceCommunication - Indicates that the ResourceInteraction associated with the ResourceInteractionKind is an implementation of logical flow of data between Resources.
- ResourceMovement - Indicates that the ResourceInteraction associated with the ResourceInteractionKind is an implementation of logical flow of Resources between Resources.
- ResourceEnergyFlow - Indicates that the ResourceInteraction associated with the ResourceInteractionKind is an implementation of logical flow of natural resources between Resources.
- GeoPoliticalExtentExchange - Indicates that the ResourceInteraction associated with the ResourceInteractionKind is an implementation of logical flow where GeoPoliticalExtents (i.e. Borders) flow from one place to another.

ResourceInterface

Package: Connectivity

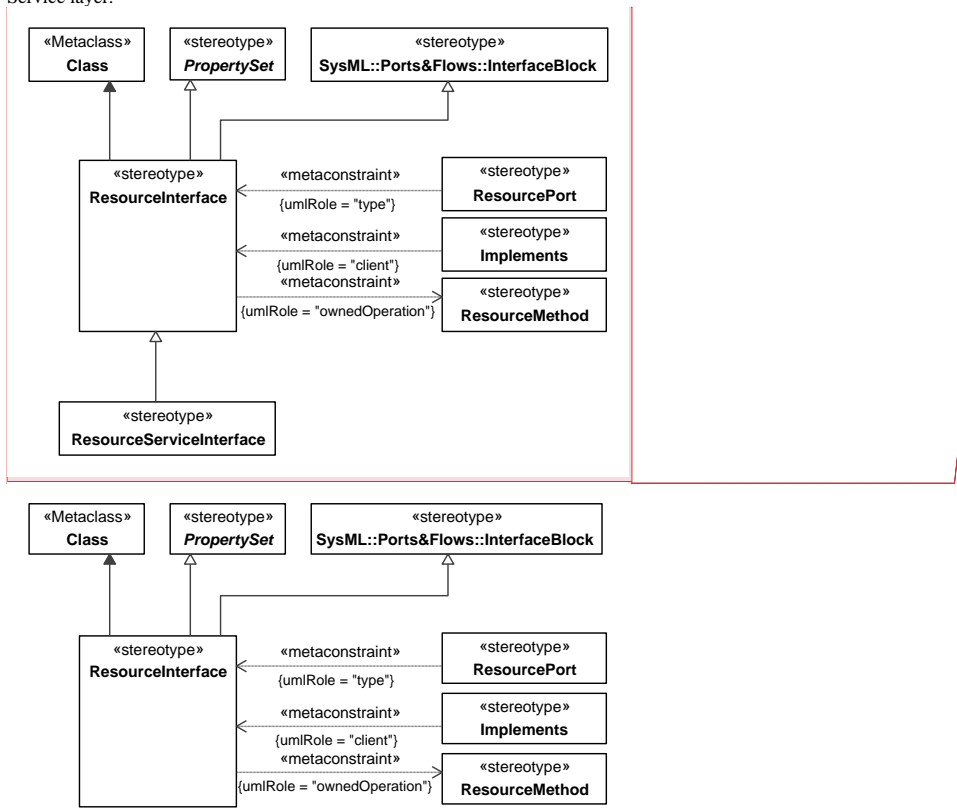
isAbstract: No

Generalization: [PropertySet](#), [InterfaceBlock](#)

Extension: Class

Description

A declaration that specifies a contract between the ResourcePerformers it is related to and any other ResourcePerformers it can interact with. It is also intended to be an implementation of a specification of an Interface in the Business and/or Service layer.



Commented [AM303]: UAF12-33

Figure 3:125 - ResourceInterface

Constraints

- [1] ResourceInterface.ownedOperation Values for ownedOperation metaproperty must be stereotyped «ResourceMethod» or its specializations.

ResourceServiceInterface

Package: Connectivity

isAbstract: No

Generalization: ResourceInterface

Extension: Class

Description

A contract that defines the ResourceMethods and ResourceSignal receptions that the ResourceServices realize.

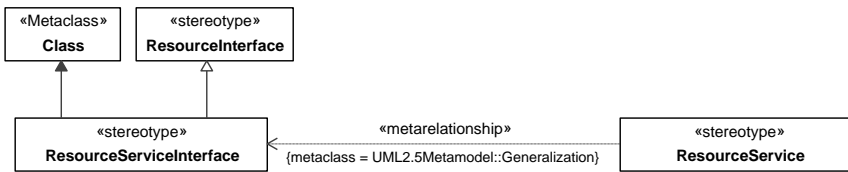


Figure 3:156 - ResourceServiceInterface

Commented [AM304]: UAF12-33

ResourceSignal

Package: Connectivity

isAbstract: No

Generalization: [ResourceExchangeItem](#)

Extension: Signal

Description

A ResourceSignal is a specification of a kind of communication between resources (ResourcePerformers) in which a reaction is asynchronously triggered in the receiver without a reply.

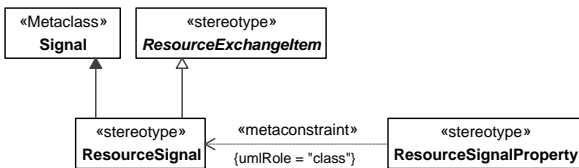


Figure 3:126 - ResourceSignal

ResourceSignalProperty

Package: Connectivity

isAbstract: No

Generalization: [MeasurableElement](#)

Extension: Property

Description

A property of an ResourceSignal typed by ResourceExchangeItem. It enables ResourceExchangeItem [e.g.e.g.](#) [DataElement-ResourceInformation](#) to be passed as arguments of the ResourceSignal.

Commented [AM305]: UAF12-33

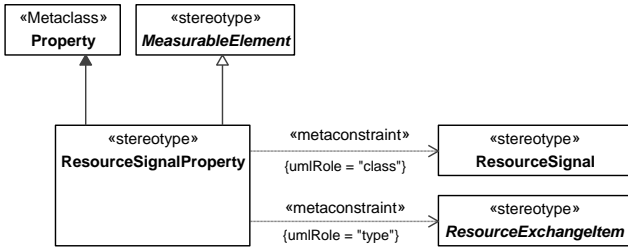


Figure 3:127 - ResourceSignalProperty Constraints

- [1] ResourceSignalProperty.class Value for class metaproperty must be stereotyped «ResourceSignal» or its specializations.
- [2] ResourceSignalProperty.type Value for type metaproperty must be stereotyped by a specialization of «ResourceExchangeItem».

UAF::Resources::Processes

Contains the elements that contribute to the Resources Processes [ViewpointView Specification](#).

Commented [AM306]: [UAF12-41](#)

Function

Package: Processes

isAbstract: No

Generalization: [Activity](#), [SubjectOfResourceConstraint](#)

Extension: Activity

Description

An Activity which is specified in the context to the ResourcePerformer (human or machine) that IsCapableToPerform it.

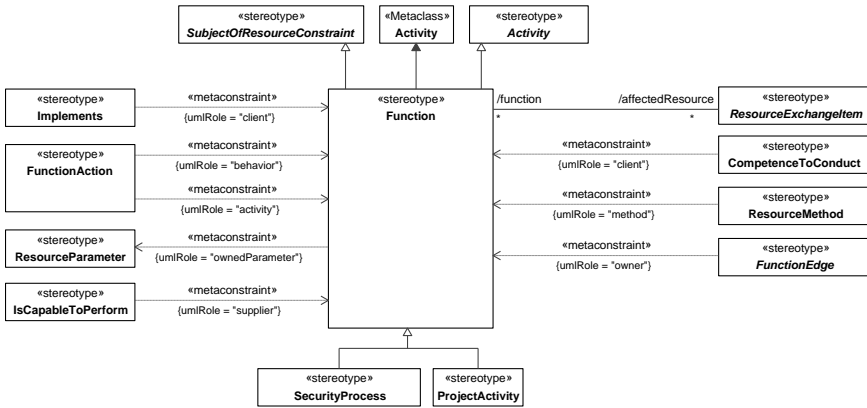


Figure 3:128 - Function

Associations

- affectedResource : ResourceExchangeItem[*] ResourceExchangeItems consumed and produced internally within a Function.

Constraints

- [1] Function.ownedParameter The values for the ownedParameter metaproperty must be stereotyped «ResourceParameter» or its specializations.

FunctionAction

Package: Processes

isAbstract: No

Generalization: [MeasurableElement](#)

Extension: CallBehaviorAction

Description

A call of a Function indicating that the Function is performed by a ResourceRole in a specific context.

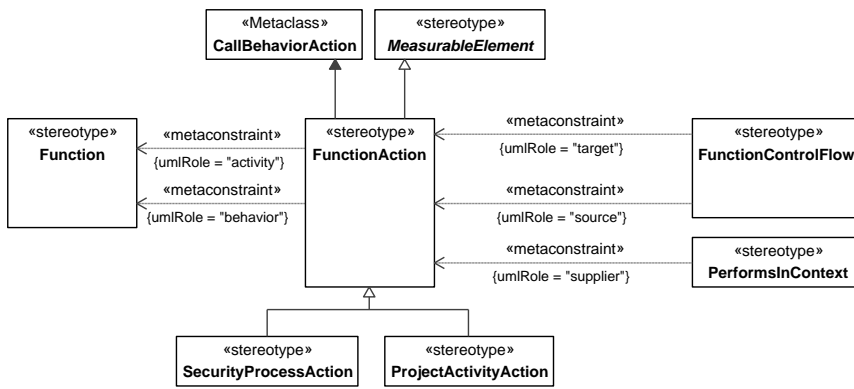


Figure 3:129 - FunctionAction

Constraints

- [1] FunctionAction.activity Value for the activity metaproperty must be stereotyped «Function» or its specializations.
- [2] FunctionAction.behavior Value for the behavior metaproperty must be stereotyped «Function» or its specializations.

FunctionControlFlow

Package: Processes

isAbstract: No

Generalization: [FunctionEdge](#)

Extension: ControlFlow

Description

An ActivityEdge that shows the flow of control between FunctionActions.

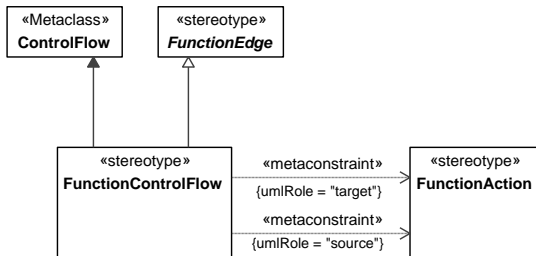


Figure 3:130 - FunctionControlFlow

Constraints

- [1] FunctionControlFlow.source Value for the source metaproperty must be stereotyped «FunctionAction» or its specializations.
- [2] FunctionControlFlow.target Value for the target metaproperty must be stereotyped «FunctionAction» or its specializations.

FunctionEdge

Package: Processes

isAbstract: Yes

Generalization: [MeasurableElement](#)

Extension: ActivityEdge

Description

Abstract grouping for FunctionControlFlow and FunctionObjectFlow.

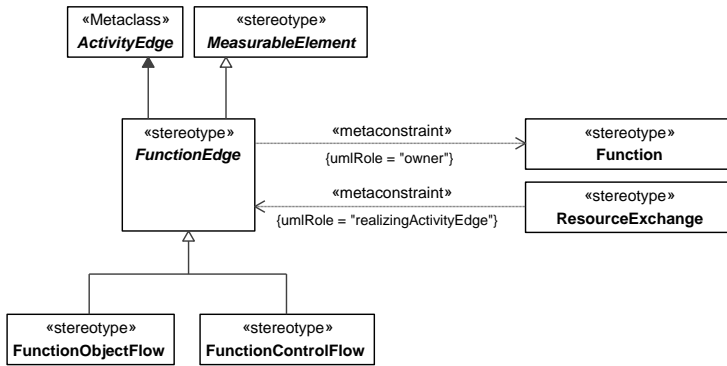


Figure 3:131 - FunctionEdge

Constraints

- [1] FunctionEdge.owner «FunctionEdge» must be owned directly or indirectly by «Function» or its specializations.

FunctionObjectFlow

Package: Processes

isAbstract: No

Generalization: [FunctionEdge](#)

Extension: ObjectFlow

Description

An ActivityEdge that shows the flow of Resources (objects/data) between FunctionActions.

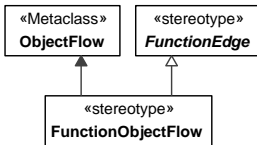


Figure 3:132 - FunctionObjectFlow

UAF::Resources::States

Contains the elements that contribute to the Resources States [ViewpointView Specification](#).

Commented [AM307]: [UAF12-41](#)

ResourceStateDescription

Package: States

isAbstract: No

Generalization: [MeasurableElement](#)

Extension: StateMachine

Description

A state machine describing the behavior of a ResourcePerformer, depicting how the ResourcePerformer responds to various events and the actions.

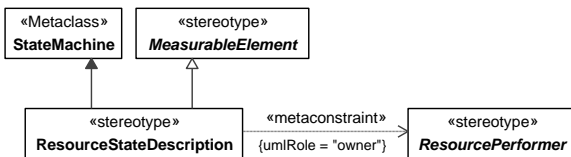


Figure 3:133 - ResourceStateDescription

Constraints

[1] ResourceStateDescription.owner Values for the owner metaproperty must be stereotyped with the specialization of «ResourcePerformer».

UAF::Resources::Interaction Scenarios Sequences

Contains the elements that contribute to the Resources [Sequences Interaction Scenarios View Specification](#).

Commented [AM308]: [UAF12-59](#)

Formatted: English (United States)

Commented [AM309]: [UAF12-59](#)

Commented [AM310]: [UAF12-41](#)

Commented [AM311]: [UAF12-59](#)

ResourceMessage

Package: [Interaction Scenarios Sequences](#)

isAbstract: No

Generalization: [MeasurableElement](#)

Extension: Message

Description

Message for use in an Resource Event-Trace which carries any of the subtypes of ResourceExchange.

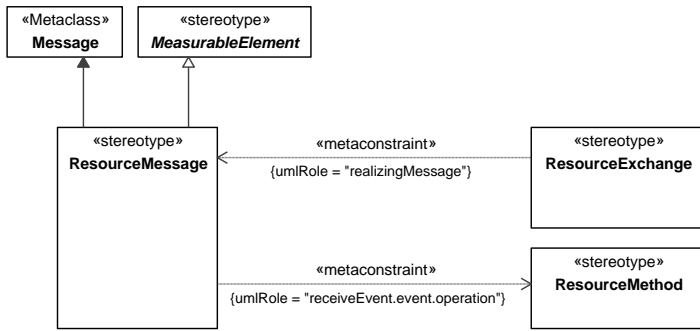


Figure 3:134 - ResourceMessage

Constraints

- [1] ResourceMessage.receiveEvent.event.operation Values for the receiveEvent.event.operation metaproperty must be stereotyped with «ResourceMethod» or its specializations.

UAF::Resources::Information

Contains the elements that contribute to the Resources Information [View Specificationpoint](#)

ResourceInformationDataElement

Package: Information

isAbstract: No

Generalization: [ResourceExchangeItem](#), [SubjectOfResourceConstraint](#), [ResourceAsset](#)

Extension: Class

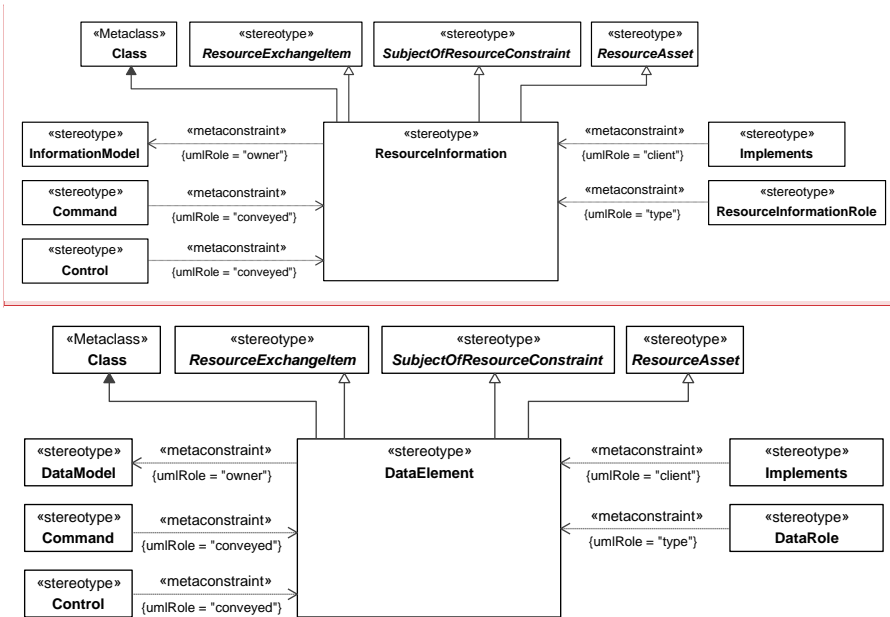
Description

A formalized representation of [data-information](#) that is managed by or exchanged between systems.

Commented [AM312]: [UAF12-41](#)

Commented [AM313]: [UAF12-33](#)ic Cteg

Commented [AM314]: [UAF12-33](#)



Commented [AM315]: [UAF12-33](#)

Figure 3:135 - [DataElementResourceInformation](#)

Constraints

- [1] [DataElementResourceInformation](#).owner Values for the owner metaproperty must be stereotyped [DataModel](#), [InformationModel](#) or its specializations.

Commented [AM316]: [UAF12-33](#)

Formatted: English (United States)

Commented [AM317]: [UAF12-33](#)

Commented [AM318]: [UAF12-33](#)

UAF::Resources::Constraints

Contains the elements that contribute to the Resources Constraints [ViewpointView Specification](#).

Commented [AM319]: [UAF12-41](#)

ResourceConstraint

Package: Constraints

isAbstract: No

Generalization: [Rule](#)

Extension: Constraint

Description

A rule governing the structural or functional aspects of an implementation.

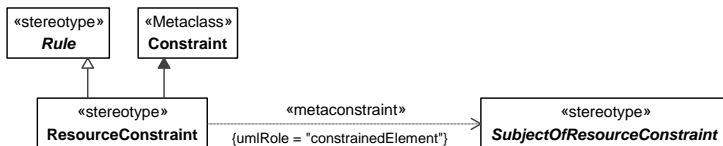


Figure 3:136 - ResourceConstraint

Constraints

[1] ResourceConstraint.constrainedElement Value for the constrainedElement metaproperty must be stereotyped by the specialization of «SubjectOfResourceConstraint».

SubjectOfResourceConstraint

Package: Constraints

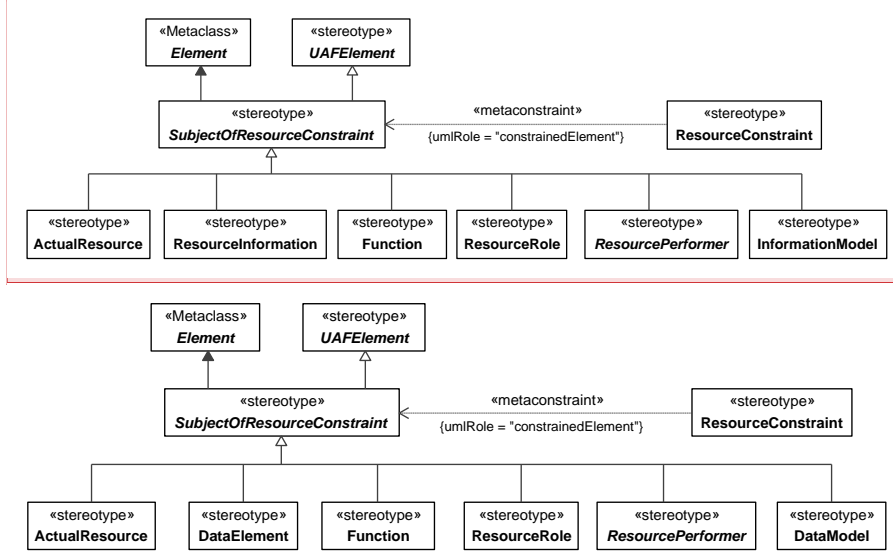
isAbstract: Yes

Generalization: [UAFElement](#)

Extension: Element

Description

An abstract grouping of elements that can be the subject of a ResourceConstraint.



Commented [AM320]: [UAF12-33](#)

Figure 3:137 - SubjectOfResourceConstraint

UAF::Resources::Roadmap

Contains the elements that contribute to the Resources Roadmap Viewpoint.

Forecast

Package: Roadmap

isAbstract: No

Generalization: [MeasurableElement](#)

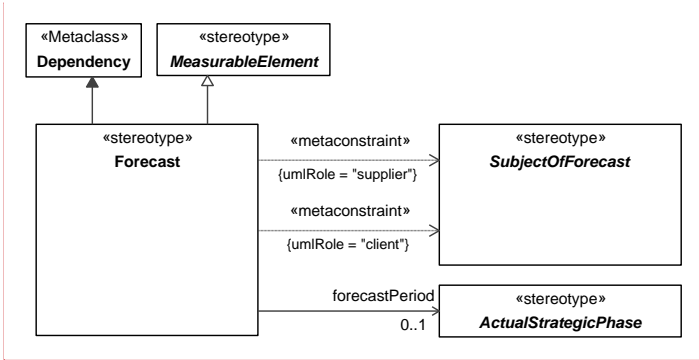
Extension: Dependency

Description

A dependency relationship that specifies a transition from one Resource Performer, Standard, Competence to another future one. It is related to an ActualStrategicPhase to give it a temporal context.

A dependency relationship that specifies a transition from one Asset, Standard, Competence to another future one. It is related to an ActualEnterprisePhase to give it a temporal context.

Commented [AM321]: [UAF12-15](#)
[UAF12-12](#)



Commented [AM322]: [UAF12-15](#)

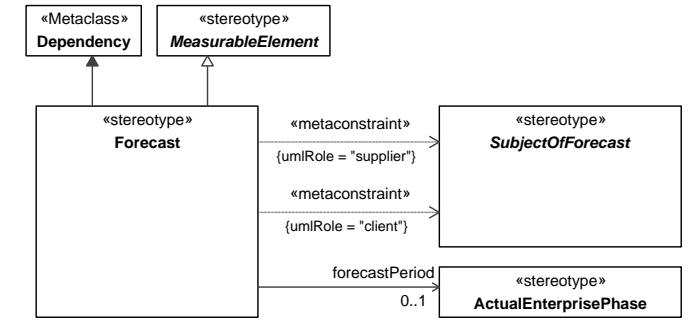


Figure 3:138 - Forecast

Associations

`forecastPeriod : ActualEnterprisePhaseActualStrategicPhase[0..1]` Relates the SubjectOfForecast to the ActualEnterprisePhase-ActualStrategicPhase in which the SubjectOfForecast is expected to be provided.

Commented [AM323]: [UAF12-15](#)

Constraints

- [1] Forecast.client Value for the client metaproperty must be stereotyped by the specialization of «SubjectOfForecast».
- [2] Forecast.pair Values for the client and supplier metaproperties must be stereotyped by the same specialization of «SubjectOfForecast» (e.g.g., «Software» to «Software», «Standard» to «Standard», etc).
- [3] Forecast.supplier Value for the supplier property must be stereotyped by the specialization of «SubjectOfForecast».

SubjectOfForecast

Package: Roadmap
 isAbstract: Yes
Generalization: [UAFElement](#)
 Extension: Class
 Description

An abstract grouping of ~~elements~~ elements that can be the subject of a Forecast.

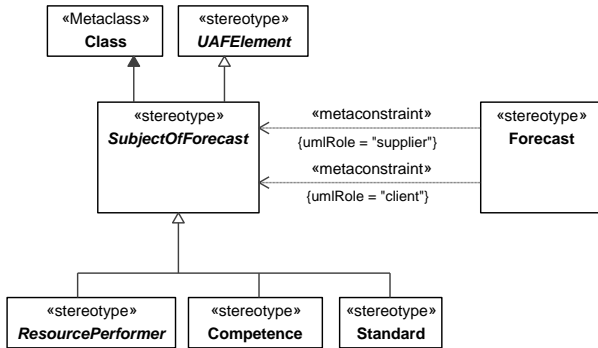


Figure 3:139 - SubjectOfForecast

Technology

Package: Roadmap

isAbstract: No

Generalization: [ResourceArtifact](#)

Extension: Class

Description

A sub type of ResourceArtifact that indicates a technology domain, ~~i.e.~~ i.e., nuclear, mechanical, electronic, mobile telephony etc.

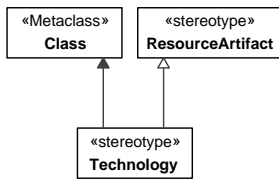


Figure 3:140 - Technology

VersionedElement

Package: Roadmap

isAbstract: Yes

Generalization: [UAFElement](#)

Extension: Class

Description

An abstract grouping of ResourcePerformer and ServiceSpecification that allows VersionOfConfiguration to be related to ActualProjectMilestones.

Commented [AM324]: [UAF12-33](#)

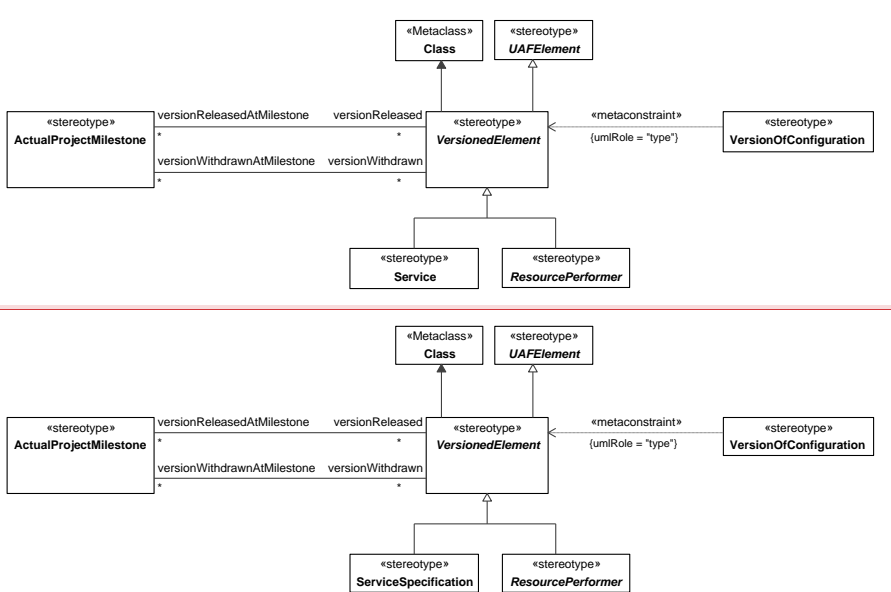


Figure 3:141 - VersionedElement

Associations

- versionReleasedAtMilestone : ActualProjectMilestone[*] Relates a VersionedElement to the ActualProjectMilestone. It indicates the ActualProjectMilestone at which the VersionedElement is released.
- versionWithdrawnAtMilestone : ActualProjectMilestone[*] Relates a VersionedElement to the ActualProjectMilestone. It indicates the ActualProjectMilestone at which the VersionedElement is withdrawn.

VersionOfConfiguration

Package: Roadmap

isAbstract: No

Generalization: [MeasurableElement](#)

Extension: Property

Description

A property of a WholeLifeConfiguration, used in version control of a VersionedElement. It asserts that a VersionedElement is a version of a WholeLifeConfiguration.

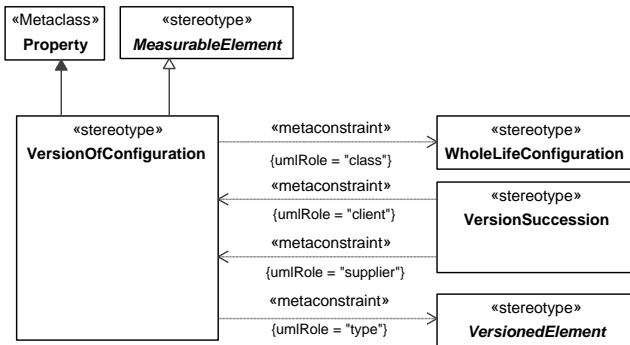


Figure 3:142 - VersionOfConfiguration

Constraints

- [1] VersionOfConfiguration.class Value for the class metaproperty must be stereotyped «WholeLifeConfiguration» or its specializations.
- [2] VersionOfConfiguration.type Value for the type metaproperty must be stereotyped by the specialization of «VersionedElement».

VersionSuccession

Package: Roadmap

isAbstract: No

Generalization: [MeasurableElement](#)

Extension: Dependency

Description

A dependency relationship between two -VersionOfConfigurations that denotes that one VersionOfConfiguration follows from another.

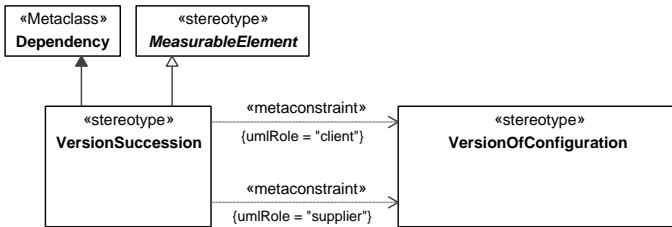


Figure 3:143 - VersionSuccession

Constraints

- [1] VersionSuccession.client Value for the client metaproperty must be stereotyped «VersionOfConfiguration» or its specializations.
- [2] VersionSuccession.supplier Value for the supplier metaproperty must be stereotyped «VersionOfConfiguration» or its specializations.

WholeLifeConfiguration

Package: Roadmap

[Unified Architecture Framework Modeling Language \(UAFML\) Version 1.2](#) [Unified Architecture Framework Profile \(UAFP\) Version 1.1](#)

isAbstract: No

Generalization: [PropertySet](#), Block

Extension: Class

Description

[A set of VersionedElements, e.g., Services for a service provider or ResourcePerformers deployed for implementation. A set of VersionedElements.](#)

Commented [AM326]: [UAF12-33](#)

Commented [AM327]: [UAF12-33](#)

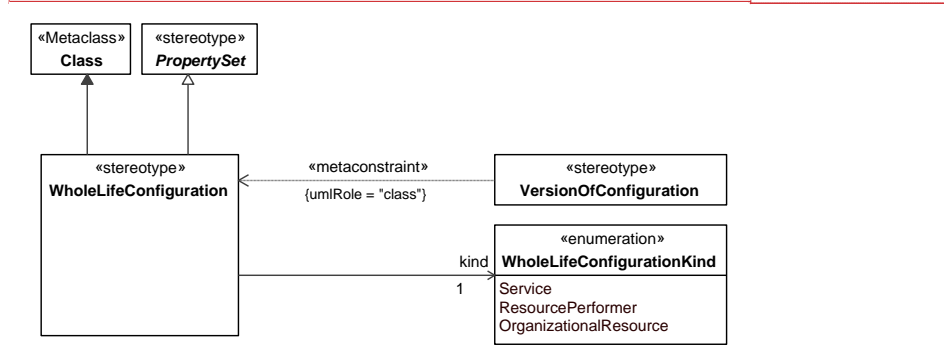
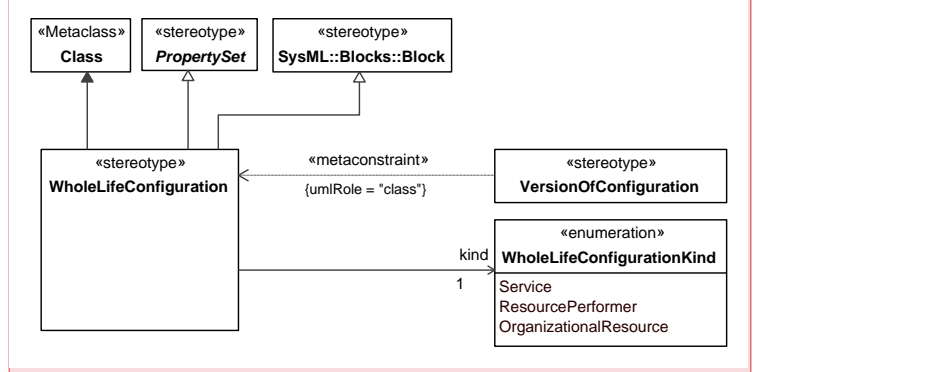


Figure 3:144 - WholeLifeConfiguration

Associations

kind : WholeLifeConfigurationKind[1] Captures the kind of WholeLifeConfiguration.

WholeLifeConfigurationKind

Package: Roadmap

isAbstract: No

Description

Enumeration of the possible kinds of WholeLifeConfiguration. Its enumeration literals are:

- Service - Indicates that the WholeLifeConfiguration associated with the WholeLifeConfigurationKind is the master specification from which Services are versioned.
- ResourcePerformer - Indicates that the WholeLifeConfiguration associated with the WholeLifeConfigurationKind is the master specification from which ResourcePerformers are versioned.

- OrganizationalResource - Indicates that the WholeLifeConfiguration associated with the WholeLifeConfigurationKind is the master specification from which OrganizationalResources are versioned.

UAF::Resources::Traceability

Contains the elements that contribute to the Resources Traceability [ViewpointView Specification](#).

Commented [AM328]: [UAF12-41](#)

ProtocolImplementation

Package: Traceability

isAbstract: Yes

Generalization: [UAFElement](#)

Extension: Element

Description

An abstract grouping of architectural elements that can implement Protocols.

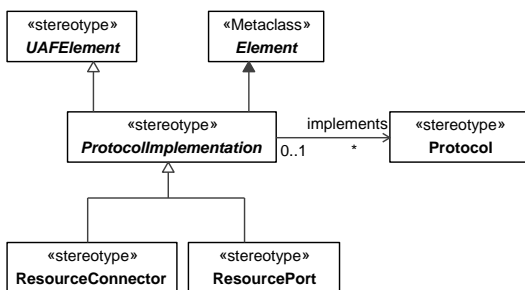


Figure 3:145 - ProtocolImplementation

Associations

implements : Protocol[*] Relates the ResourceConnector and ResourcePort to the Protocols that they can implement.

3.1.8 UAF::Security

Stakeholders: Security Architects, Security Engineers, Systems Engineers, Operational Architects.

Concerns: addresses the security constraints and information assurance attributes that exist on exchanges between resources and OperationalPerformers

Definition: illustrates the security assets, security constraints, security controls, families, and measures required to address specific security concerns.

UAF::Security::Motivation

Contains the elements that contribute to the Security Motivation [View Specification](#).

Commented [AM329]: [UAF12-50](#)

Commented [AM330]: [UAF12-41](#)

EnhancedSecurityControl

Package: [MotivationProcesses](#)

isAbstract: No

Generalization: [SecurityControl](#)

Extension: Class

Description

Statement of security capability to: (i) build in additional but related, functionality to a basic control; and/or (ii) increase the strength of a basic control.

Commented [AM331]: [UAF12-50](#)

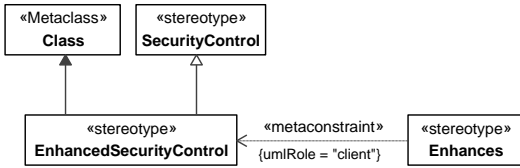


Figure 3:155 - EnhancedSecurityControl

Enhances

Package: [MotivationProcesses](#)

isAbstract: No

Generalization: [DeriveReq](#), [MeasurableElement](#)

Extension: Abstraction: [Connector](#)

Description

A dependency relationship relating the EnhancedSecurityControl to a SecurityControl.

Commented [AM332]: [UAF12-50](#)

Commented [AM333]: [UAF12-51](#)

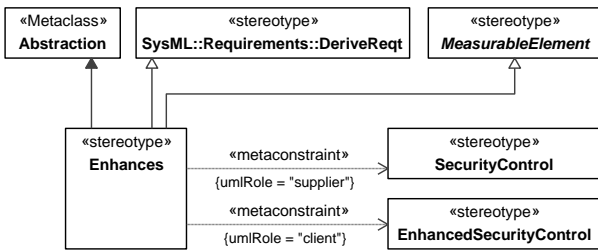


Figure 3:156 - Enhances

Constraints

- [1] Enhances.client Value for the client metaproperty must be stereotyped «EnhancedSecurityControl» or its specializations.
- [2] Enhances.supplier Value for the supplier metaproperty must be stereotyped «SecurityControl» or its specializations.

Protects

Package: [MotivationProcesses](#)

isAbstract: No

Generalization: [MeasurableElement](#)

Extension: Dependency

Description

A dependency that asserts that a SecurityControl is required to protect an Asset.

Commented [AM334]: [UAF12-50](#)

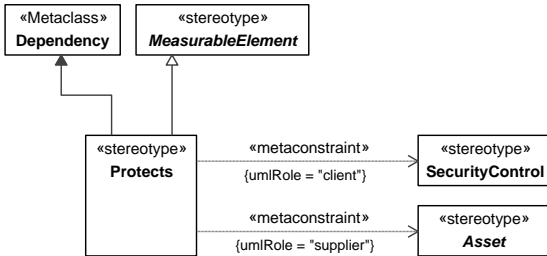


Figure 3:157 - Protects

Constraints

- [1] Protects.client Value for the client metaproperty must be stereotyped «SecurityControl» or its specializations.
- [2] Protects.supplier Value for the supplier metaproperty must be stereotyped by the specialization of «Asset».

ProtectsInContext

Package: [MotivationProcesses](#)

isAbstract: No

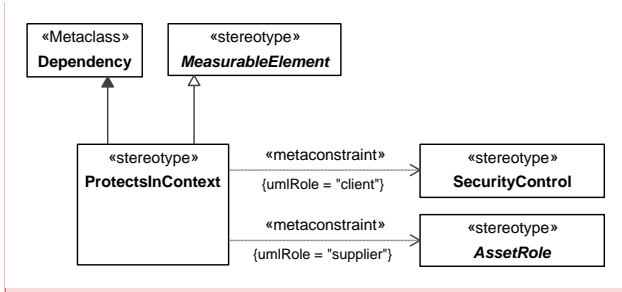
Generalization: [MeasurableElement](#)

Extension: Dependency

Description

A dependency relationship that relates a SecurityControlAction to a OperationalRole, or a ResourceRole. It indicates that SecurityControl is required to protect an Asset in a specific context or configuration.

Commented [AM335]: [UAF12-50](#)



Commented [AM336]: [UAF12-51](#)

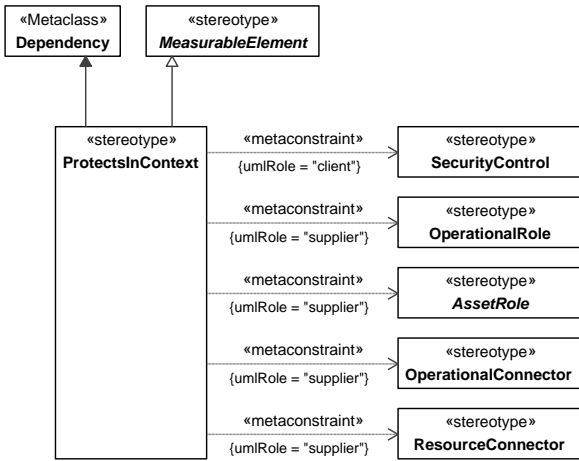


Figure 3:158 - ProtectsInContext

Constraints

- [1] ProtectsInContext.client Value for the client metaproperty must be stereotyped «SecurityControlAction» or its specializations.
- [2] ProtectsInContext.supplier Value for the supplier metaproperty must be stereotyped «AssetRole» or its specializations. Value for the supplier metaproperty must be stereotyped «OperationalRole», «ResourceRole», «OperationalConnector», «ResourceConnector», «SecurityProperty» or their specializations.

Commented [AM337]: [UAF12-51](#)

Commented [AM338]: [UAF12-51](#)

SecurityControl

Package: [ConstraintsMotivation](#)

Commented [AM339]: [UAF12-50](#)

isAbstract: No

Generalization: Requirement, [MeasurableElement](#)

Extension: Class

Description

The management, operational, and technical control (i.e., safeguard or countermeasure) prescribed for an information system to protect the confidentiality, integrity, and availability of the system and its information [NIST SP 800-53].

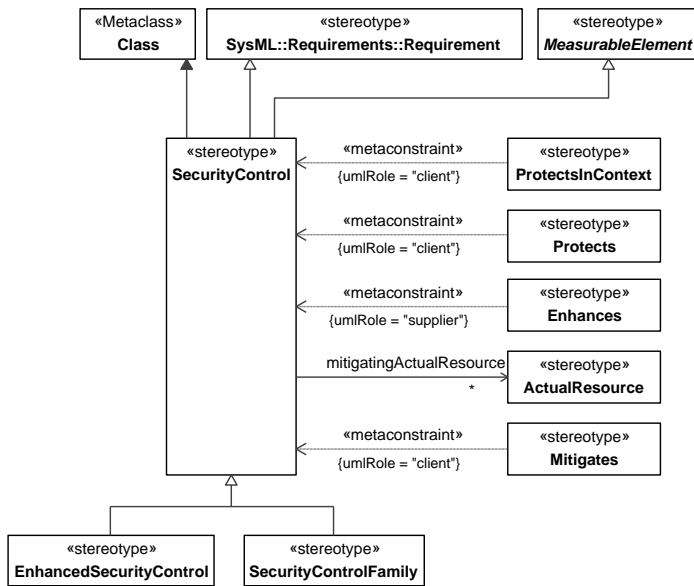


Figure 3:164 - SecurityControl

Associations

mitigatingActualResource : ActualResource[*] Relates an actual mitigation (an ActualResource for mitigating a Risk) to a SecurityControlActualRisk.

Commented [AM340]: UAF12-51

SecurityControlFamily

Package: MotivationConstraints

isAbstract: No

Generalization: SecurityControl

Extension: Class

Description

An element that organizes security controls into a family. Each Security Control Family contains security controls related to the general security topic of the family.

Commented [AM341]: UAF12-50

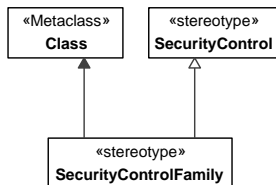


Figure 3:165 - SecurityControlFamily

UAF::Security::Taxonomy

Contains the elements that contribute to the Security Taxonomy ~~ViewpointView Specification.~~

Commented [AM342]: [UAF12-41](#)

Asset

Package: Taxonomy

isAbstract: Yes

Generalization: [ConceptItem](#), [PropertySet](#), [LocationHolder](#), [SubjectOfSecurityConstraint](#), Block, ~~AffectableElement~~

Commented [AM343]: [UAF12-51](#)

Extension: Class

Description

~~An abstract element that indicates the types of elements that can be affected by Risk. Asset as applied to Security views is an abstract element that indicates the types of elements that can be considered as a subject for security analysis.~~

~~Asset as applied to Security views, an abstract element that indicates the types of elements that can be considered as a subject for security analysis.~~

Commented [AM344]: [UAF12-51](#)

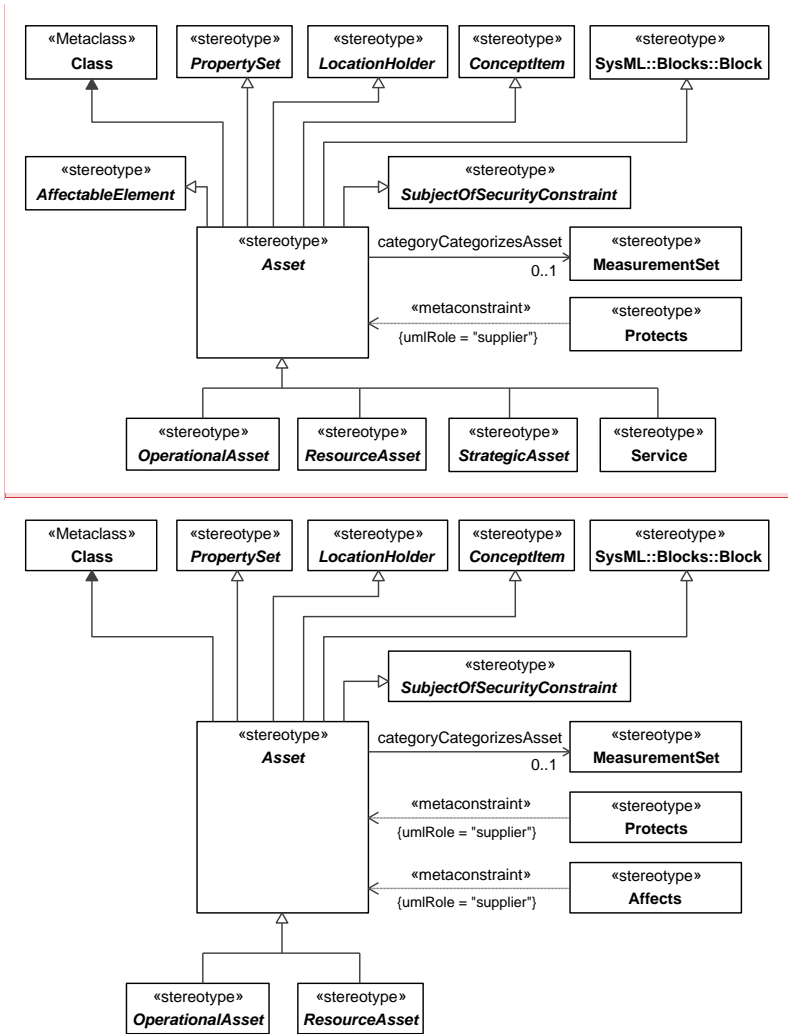


Figure 3:146 - Asset

Associations

categoryCategorizesAsset : MeasurementSet[0..1] Enables association of an Asset to the set of security related measurements (MeasurementSet).

OperationalAsset

Package: Taxonomy

isAbstract: Yes

Generalization: [Asset](#)

Extension: Class

Description

An abstract element used to group the elements of OperationalAgent and OperationalInformation allowing them to own OperationalInformationRoles.

An abstract element used to group the elements of OperationalAgent and InformationElement allowing them to own InformationRoles.

Commented [AM346]: [UAF12-33](#)

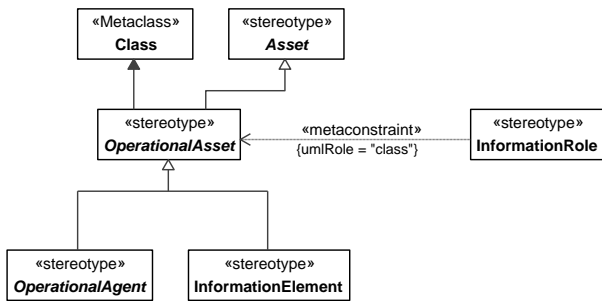
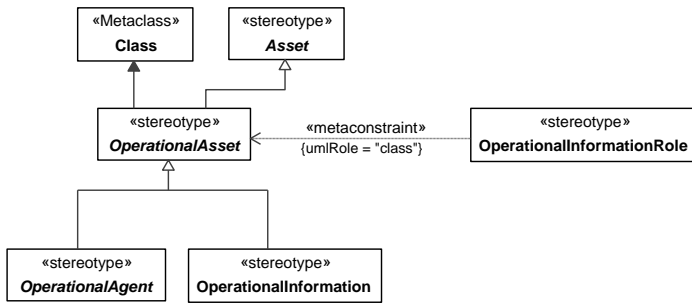


Figure 3:147 - OperationalAsset

OperationalMitigation

Package: Taxonomy

isAbstract: No

Generalization: [OperationalArchitecture](#)

Extension: Class

Description

A set of OperationalPerformers intended to address against specific operational risks.

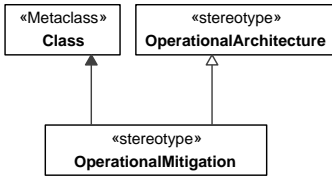


Figure 3:148 - OperationalMitigation

ResourceAsset

Package: Taxonomy

isAbstract: Yes

Generalization: [Asset](#)

Extension: Class

Description

An abstract element used to group the elements of ResourcePerformer and ResourceInformation allowing them to own ResourceInformationRoles.

An abstract element used to group the elements of ResourcePerformer and DataElement allowing them to own DataRoles

Commented [AM347]: [UAF12-33](#)

Commented [AM348]: [UAF12-33](#)

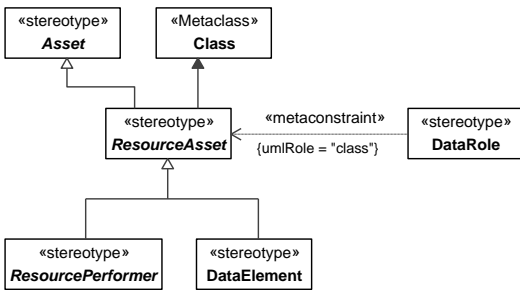
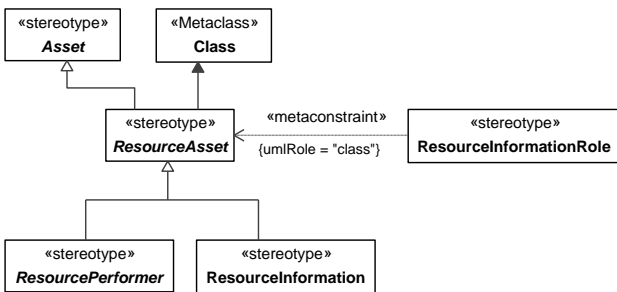


Figure 3:149 - ResourceAsset

ResourceMitigation

Package: Taxonomy

isAbstract: No

Generalization: [ResourceArchitecture](#)

Extension: Class

Description

A set of ResourcePerformers intended to address against specific risks.

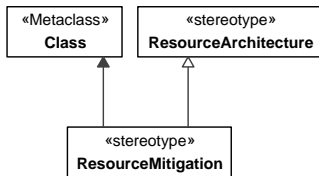


Figure 3:150 - ResourceMitigation

SecurityEnclave

Package: Taxonomy

isAbstract: No

Generalization: [ResourceArchitecture](#)

Extension: Class

Description

Collection of information systems connected by one or more internal networks under the control of a single authority and security policy. The systems may be structured by physical proximity or by function, independent of location.

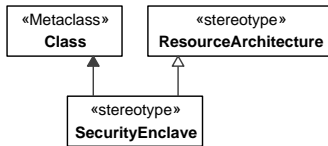


Figure 3:151 - SecurityEnclave

UAF::Security::Structure

Contains the elements that contribute to the Security Structure [ViewpointView Specification](#).

Commented [AM349]: [UAF12-41](#)

AssetRole

Package: Structure

isAbstract: Yes

Generalization: [MeasurableElement](#), [SubjectOfSecurityConstraint](#)

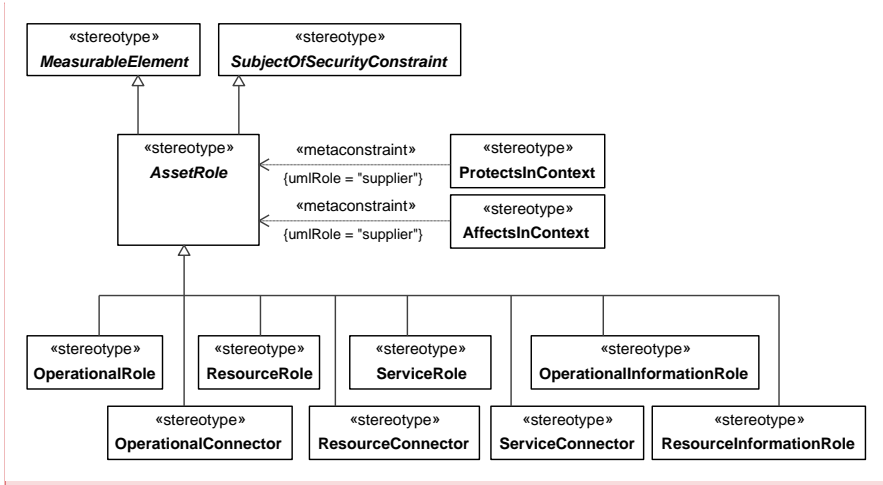
Extension: Property

Description

An abstract element that indicates the types of elements that can be affected by Risk in the particular context. AssetRole as applied to Security views, is an abstract element that indicates the type of elements that can be considered as a subject for security analysis in the particular context.

AssetRole as applied to Security views, an abstract element that indicates the type of elements that can be considered as a subject for security analysis in the particular context.

Commented [AM350]: [UAF12-51](#)



Commented [AM351]: [UAF12-51](#)

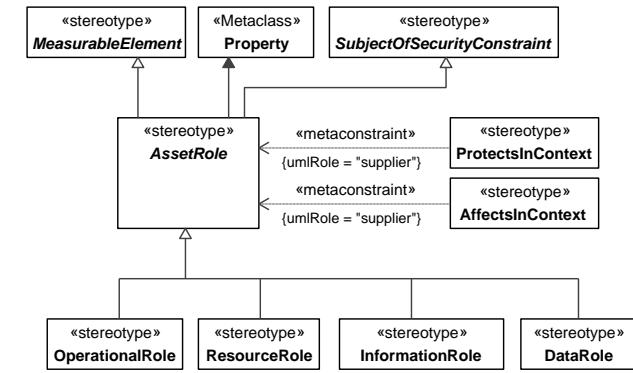


Figure 3:152 - AssetRole

OperationalInformationRole

InformationRole

Package: Structure

isAbstract: No

Generalization: [AssetRole](#)

Extension: Property

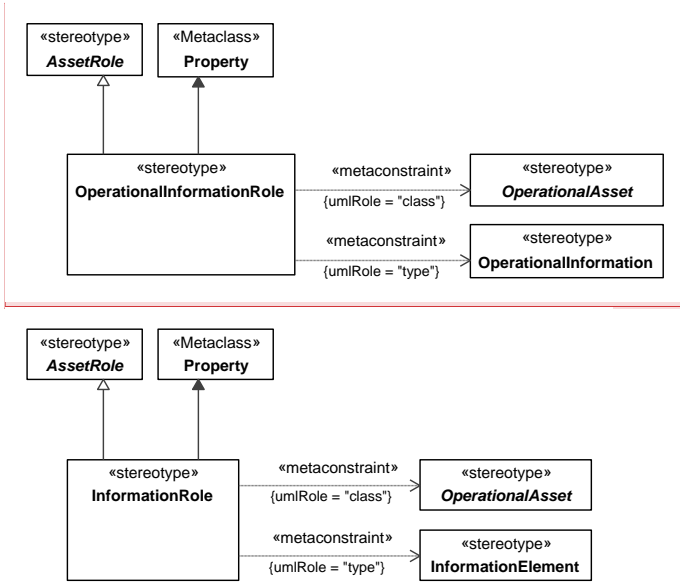
Description

A usage of [OperationalInformationInformationElement](#) that exists in the context of an [OperationalAsset](#). It also allows the representation of the whole-part aggregation of [OperationalInformation InformationElements](#).

Commented [AM352]: [UAF12-33](#)

Commented [AM353]: [UAF12-33](#)

Commented [AM354]: [UAF12-33](#)



Commented [AM355]: [UAF12-33](#)

Figure 3:154 - **OperationalInformationRole** Constraints

Commented [AM356]: [UAF12-33](#)

- [1] **OperationalInformationRoleSecurityProperty**.class
- [2] **OperationalInformationRoleSecurityProperty**.type

Value for the class metaproperty must be stereotyped by the specialization of «OperationalAsset».

Commented [AM357]: [UAF12-33](#)

Value for the type metaproperty must be stereotyped «OperationalInformation» or its specializations. In case of value for the class metaproperty is stereotyped:

- a. by any of specializations of «OperationalAgent», values for the type metaproperty must be stereotyped «InformationElement» or its specializations;
- b. by any of specializations of «ResourcePerformer», values for the type metaproperty must be stereotyped «DataElement» or its specializations;
- c. «InformationElement», values for the type metaproperty must be stereotyped «InformationElement» or its specializations;
- d. «DataElement», values for the type metaproperty must be stereotyped «DataElement» or its specializations.

Commented [AM358]: [UAF12-33](#)

ResourceInformationRole

Commented [AM359]: [UAF12-33](#)

DataRole

Package: Structure

isAbstract: No

Generalization: [AssetRole](#)

Commented [AM360]: [UAF12-33](#)

Extension: Property
Description

A usage of ResourceInformation that exists in the context of a ResourceAsset. It also allows the representation of the whole-part aggregation of ResourceInformation elements.

A usage of DataElement that exists in the context of an ResourceAsset. It also allows the representation of the whole-part aggregation of DataElements.

Commented [AM361]: UAF12-33

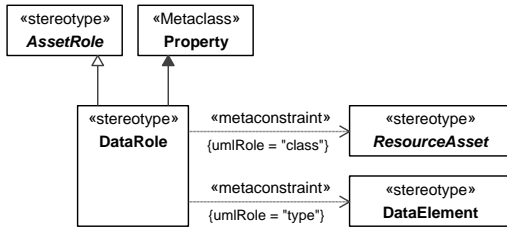
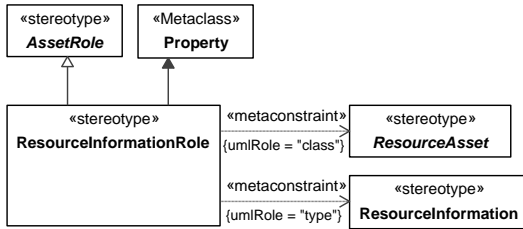


Figure 3:153 - ResourceInformationRoleDataRole

Commented [AM362]: UAF12-33

Constraints

- [1] ResourceInformationRole.class Value for the class metaproperty must be stereotyped by the specialization of «ResourceAsset».
- [2] ResourceInformationRole.type Value for the type metaproperty must be stereotyped «ResourceInformation» or its specializations.

InformationRole

Package: Structure

isAbstract: No

Generalization: AssetRole

Extension: Property

Description

A usage of InformationElement that exists in the context of an OperationalAsset. It also allows the representation of the whole-part aggregation of InformationElements.

Commented [AM363]: UAF12-33 Moved up to keep alphabetical ordering after name change.

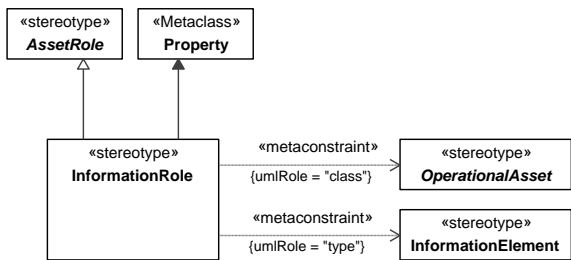


Figure 3:154 – InformationRole

Constraints

- [1] SecurityProperty.class Value for the class metaproperty must be stereotyped by the specialization of «Asset».
- [2] SecurityProperty.type In case of value for the class metaproperty is stereotyped:
 - a. by any of specializations of «OperationalAgent», values for the type metaproperty must be stereotyped «InformationElement» or its specializations;
 - b. by any of specializations of «ResourcePerformer», values for the type metaproperty must be stereotyped «DataElement» or its specializations;
 - c. «InformationElement», values for the type metaproperty must be stereotyped «InformationElement» or its specializations;
 - d. «DataElement», values for the type metaproperty must be stereotyped «DataElement» or its specializations.

UAF::Security::Processes

Contains the elements that contribute to the Security Processes [ViewpointView Specification](#).

Commented [AM364]: [UAF12-41](#)

EnhancedSecurityControl

Package: Processes

isAbstract: No

Generalization: [SecurityControl](#)

Extension: Class

Description

Statement of security capability to: (i) build in additional but related, functionality to a basic control; and/or (ii) increase the strength of a basic control.

Commented [AM366]: [UAF12-50](#) Moved to Security Motivation view soecification.

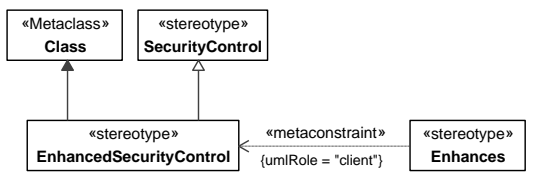


Figure 3:155 - EnhancedSecurityControl

Enhances

Package: Processes

isAbstract: No

Generalization: [DeriveReq](#), [MeasurableElement](#)

Extension: Abstraction, Connector
Description

A dependency relationship relating the EnhancedSecurityControl to a SecurityControl.

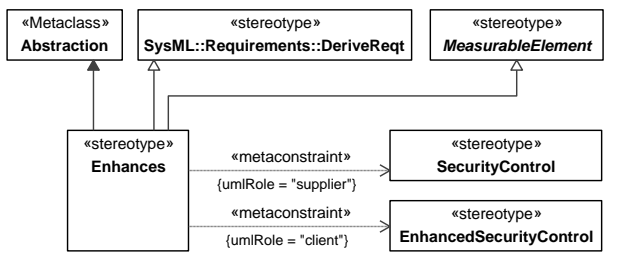


Figure 3:156 - Enhances

Constraints

- [1] Enhances.client Value for the client metaproperty must be stereotyped «EnhancedSecurityControl» or its specializations.
- [2] Enhances.supplier Value for the supplier metaproperty must be stereotyped «SecurityControl» or its specializations.

Protects

Package: Processes

isAbstract: No

Generalization: [MeasurableElement](#)

Extension: Dependency

Description

A dependency that asserts that a SecurityControl is required to protect an Asset.

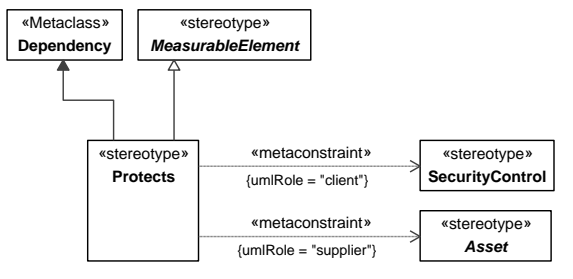


Figure 3:157 - Protects

Constraints

- [1] Protects.client Value for the client metaproperty must be stereotyped «SecurityControl» or its specializations.
- [2] Protects.supplier Value for the supplier metaproperty must be stereotyped by the specialization of «Asset».

ProtectsInContext

Package: Processes

isAbstract: No

Generalization: [MeasurableElement](#)

Commented [AM365]: [UAF12-5](#) Moved to Parameters section 3.1.12

Extension: Dependency
Description

A dependency relationship that relates a SecurityControlAction to a OperationalRole, or a ResourceRole. It indicates that SecurityControl is required to protect an Asset in a specific context or configuration.

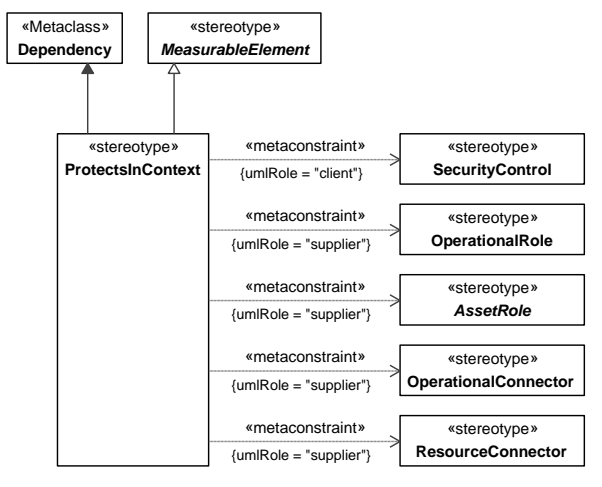


Figure 3:158 - ProtectsInContext

Constraints

- [1] ProtectsInContext.client Value for the client metaproperty must be stereotyped «SecurityControlAction» or its specializations.
- [2] ProtectsInContext.supplier Value for the supplier metaproperty must be stereotyped «OperationalRole», «ResourceRole», «OperationalConnector», «ResourceConnector», «SecurityProperty» or their specializations.

SecurityProcess

Package: Processes

isAbstract: No

Generalization: [OperationalActivity](#), [Function](#), [SubjectOfSecurityConstraint](#)

Extension: Activity

Description

The security-related procedure that satisfies the security control requirement.

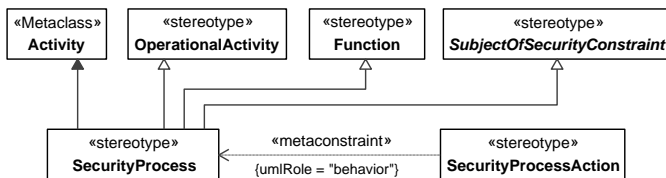


Figure 3:159 - SecurityProcess

SecurityProcessAction

Package: Processes

isAbstract: No

Generalization: [OperationalActivityAction](#), [FunctionAction](#)

Extension: CallBehaviorAction

Description

A call of a SecurityProcess in the context of another SecurityProcess.

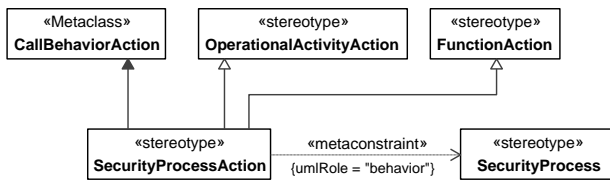


Figure 3:160 - SecurityProcessAction

Constraints

- [1] SecurityControlAction.behavior Value for behavior metaproperty must be stereotyped «SecurityProcessControl» or its specializations.

Commented [AM367]: [UAF12-51](#)

UAF::Security::Constraints

Contains the elements that contribute to the Security Constraints [ViewpointView Specification](#).

Commented [AM368]: [UAF12-41](#)

ActualRisk

Package: Constraints

isAbstract: No

Generalization: ActualPropertySet

Extension: InstanceSpecification

Description

An instance of a Risk. A value holder for Risk Measurements.

Commented [AM369]: [UAF12-51](#)

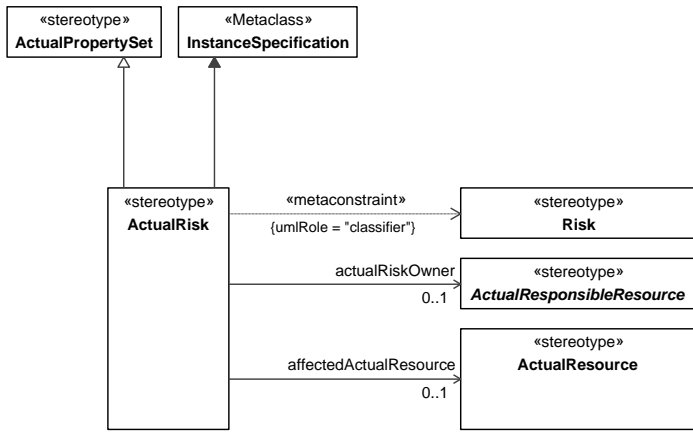


Figure 3:161 – ActualRisk

Associations

actualRiskOwner : ActualResponsibleResource[0..1]	Enables association of an ActualRisk to an actual organizational role that is responsible for executing the actual mitigation.
affectedActualResource : ActualResource[0..1]	Asserts that an ActualRisk is applicable to an ActualResource.

Risk

Package: Constraints

isAbstract: No

Generalization: PropertySet, Block

Extension: Class

Description

A statement of the impact of an event on Assets. It represents a constraint on an Asset in terms of adverse effects, with an associated measure. The measure is used to capture the extent to which an entity is threatened by a potential circumstance or event. Risk is typically a function of: (i) the adverse impacts that would arise if the circumstance or event occurs; and (ii) the likelihood of occurrence.

Commented [AM370]: [UAF12-51](#)

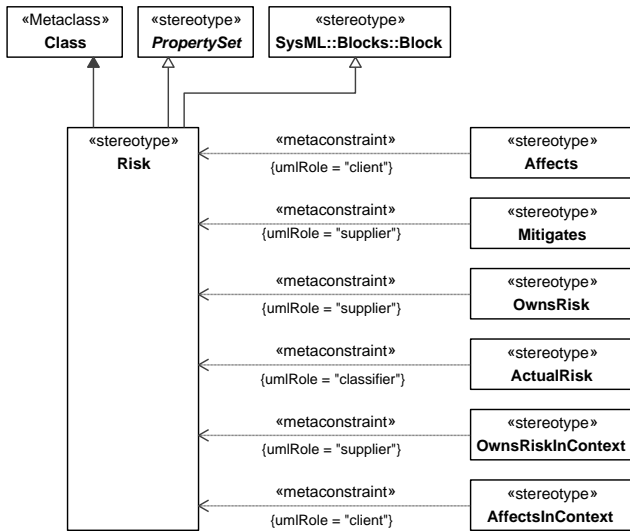


Figure 3:162--Risk

SecurityConstraint

Package: Constraints

isAbstract: No

Generalization: [Rule](#)

Extension: Constraint

Description

A type of rule that captures a formal statement to define security laws, regulations, guidances, and policy.

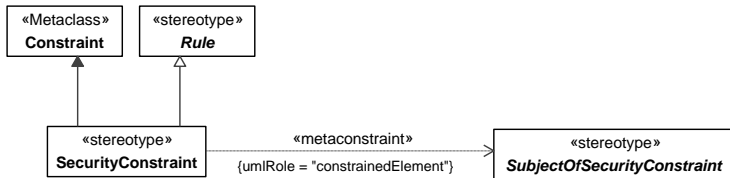


Figure 3:163 - SecurityConstraint

Constraints

- [1] Security.constrainedElement Value for the constrainedElement metaproperty must be stereotyped by the specialization of «SubjectOfSecurityConstraint».

SecurityControl

Package: Constraints

isAbstract: No

Generalization: Requirement, MeasurableElement

Unified Architecture Framework Modeling Language (UAFML) Version 1.2 Unified Architecture Framework Profile (UAFP) Version 1.1

Commented [AM371]: [UAF12-50](#) Moved to the motivation Aspect

Extension: Class
Description

The management, operational, and technical control (i.e., safeguard or countermeasure) prescribed for an information system to protect the confidentiality, integrity, and availability of the system and its information [NIST SP 800-53].

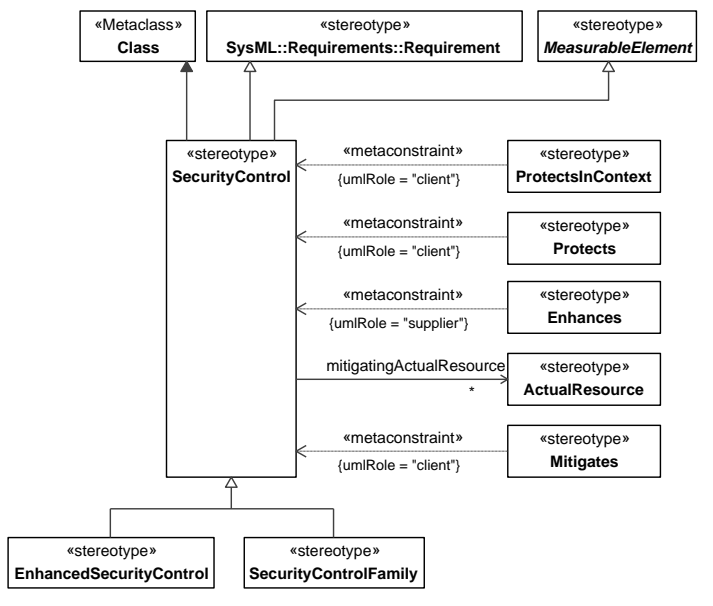


Figure 3:164 – SecurityControl

Associations

mitigatingActualResource : ActualResource[*] Relates an actual mitigation (an ActualResource for mitigating a Risk) to an ActualRisk.

SecurityControlFamily

Package: Constraints

isAbstract: No

Generalization: SecurityControl

Extension: Class

Description

An element that organizes security controls into a family. Each Security Control Family contains security controls related to the general security topic of the family.

Commented [AM372]: UAF12-50 Moved to the motivation Aspect

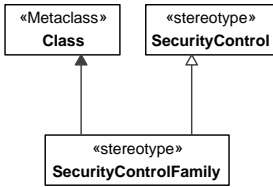


Figure 3:165 – SecurityControlFamily

SecurityRisk

Package: Constraints

isAbstract: No

Generalization: Risk

Extension: Class

Description

The level of impact on enterprise operations, assets, or individuals resulting from the operation of an information system given the potential impact of a threat and the likelihood of that threat occurring [NIST SP 800-65].

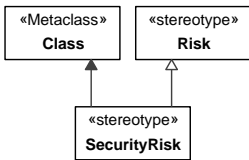


Figure 3:195 - SecurityRisk

Commented [AM373]: UAF12-51

SubjectOfSecurityConstraint

Package: Constraints

isAbstract: Yes

Generalization: UAFElement

Extension: Element

Description

An abstract grouping of elements that can be the subject of a SecurityConstraint.

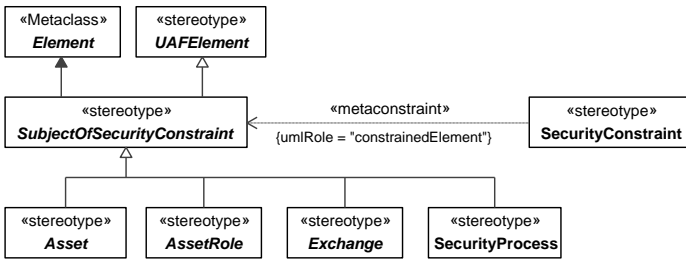


Figure 3:166 - SubjectOfSecurityConstraint

UAF::Security::Traceability

Contains the elements that contribute to the Security Traceability Viewpoint.

Commented [AM374]: UAF12-51 Elements moved to the Parameters section (3.1.12)

Affects

Package: Traceability

isAbstract: No

Generalization: MeasurableElement

Extension: Dependency

Description

A dependency that asserts that a Risk is applicable to an Asset.

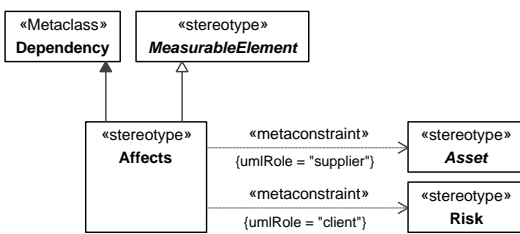


Figure 3:167 – Affects

Constraints

- [1] Affects.client Value for the client metaproperty must be stereotyped «Risk» or its specializations.
- [2] Affects.supplier Value for the supplier metaproperty must be stereotyped «Asset» or its specializations.

AffectsInContext

Package: Traceability

isAbstract: No

Generalization: MeasurableElement

Extension: Dependency

Description

A dependency that asserts that a Risk is applicable to an AssetRole in the specific context or configuration.

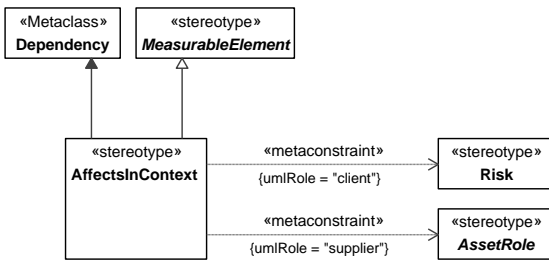


Figure 3:168 – AffectsInContext

Constraints

- [1] AffectsInContext.client Value for the client metaproperty must be stereotyped «Risk» or its specializations.

[2] `AffectsInContext.supplier` Value for the supplier metaproperty must be stereotyped «AssetRole» or its specializations.

Mitigates

Package: Traceability

isAbstract: No

Generalization: `MeasurableElement`

Extension: Dependency

Description

A dependency relating a Security Control to a Risk. Mitigation is established to manage risk and could be represented as an overall strategy or through techniques (mitigation configurations) and procedures (SecurityProcesses).

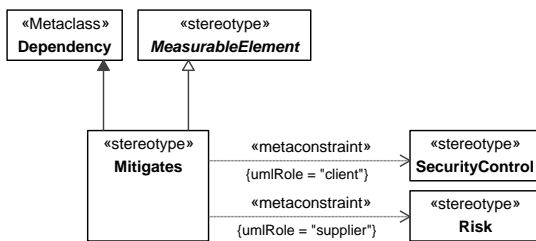


Figure 3:169 – Mitigates

Constraints

[1] `Mitigates.client` Value for the client metaproperty must be stereotyped «SecurityControl» or its specializations.

[2] `Mitigates.supplier` Value for the supplier metaproperty must be stereotyped «Risk» or its specializations.

OwnsRisk

Package: Traceability

isAbstract: No

Generalization: `MeasurableElement`, `Allocate`

Extension: Abstraction

Description

An abstraction relating a Risk to an organizational resource that is responsible for executing the risk mitigation.

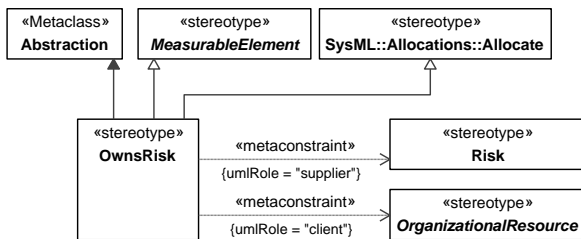


Figure 3:170 – OwnsRisk

Constraints

[1] `OwnsRisk.client` Value for the client metaproperty must be stereotyped «OrganizationalResource» or its specializations.

[2] OwnsRisk.supplier Value for the supplier metaproperty must be stereotyped «Risk» or its specializations.

OwnsRiskInContext

Package: Traceability

isAbstract: No

Generalization: ~~MeasurableElement, Allocate~~

Extension: Abstraction

Description

An abstraction relating a Risk to an organizational role that is responsible for executing the risk mitigation in the specific context or configuration.

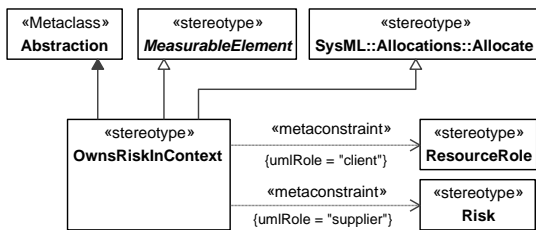


Figure 3:171 – OwnsRiskInContext

Constraints

[1] OwnsRiskInContext.client Value for the client metaproperty must be stereotyped «ResourceRole» or its specializations.

[2] OwnsRiskInContext.supplier Value for the supplier metaproperty must be stereotyped «Risk» or its specializations.

3.1.9 UAF::Projects

Stakeholders: PMs, Project Portfolio Managers, Enterprise Architects.

Concerns: project portfolio, projects and project milestones.

Definition: describes projects and project milestones, how those projects deliver capabilities, the organizations contributing to the projects and dependencies between projects.

UAF::Projects::Taxonomy

Contains the elements that contribute to the Project Taxonomy [View Specification](#) point.

Commented [AM375]: [UAF12-41](#)

ActualMilestoneKind

Package: Taxonomy

isAbstract: No

Description

Enumeration of the possible kinds of ActualProjectMilestone. Its enumeration literals are:

- InService - Indicates that the ActualProjectMilestone associated with the ActualMilestoneKind is when the configuration goes into service.
- Deployed - Indicates that the ActualProjectMilestone associated with the ActualMilestoneKind is a configuration deployment milestone.
- NoLongerUsed - Indicates that the ActualProjectMilestone associated with the ActualMilestoneKind is when the deployed configuration is no longer used.
- OutOfService - Indicates that the ActualProjectMilestone associated with the ActualMilestoneKind is when the in service configuration goes out of service.

- Other - Indicates that the ActualProjectMilestone associated with the ActualMilestoneKind is not one of the standard ActualMilestoneKinds.

Project

Package: Taxonomy

isAbstract: No

Generalization: [OrganizationalResource](#), [Block](#)

Extension: Class

Description

A type that represents a planned endeavor executed by an ActualOrganization responsible for developing, deploying or decommissioning ResourcePerformers in accordance with ActualProjectMilestones.

A type that describes types of time-limited endeavors that are required to meet one or more Capability needs.

Commented [AM376]: [UAF12-58](#)

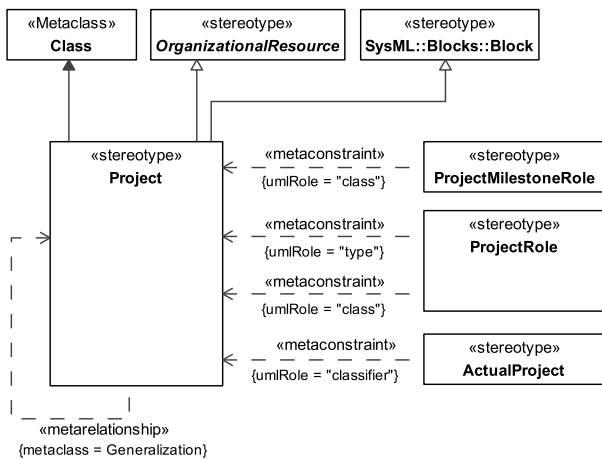


Figure 3:172 - Project

ProjectKind

Package: Taxonomy

isAbstract: No

Description

Enumeration of the possible kinds of project applicable to an ActualProject. Its enumeration literals are:

- Programme - Indicates that the ActualProject associated with the ProjectKind is an undertaking that is a temporary, flexible organization created to co-ordinate, direct and oversee the implementation of a set of related Projects and Tasks in order to deliver outcomes and benefits related to the organization's strategic objectives. A programme is likely to have a lifespan of several years. During a programme lifecycle, projects are initiated, executed, and closed. Programmes provide an umbrella under which these projects can be co-ordinated. The programme integrates the projects so that it can deliver an outcome greater than the sum of its parts.
- Portfolio - Indicates that the ActualProject associated with the ProjectKind is an undertaking comprised of the Projects and Programmes that are the totality of an organization's investment (or segment thereof) in the changes required to achieve its strategic objectives.
- Project - Indicates that the ActualProject associated with the ProjectKind is an undertaking that is a time-limited endeavor to create a specific set of products or services.

- PersonnelDevelopment - Indicates that the ActualProject associated with the ProjectKind is an undertaking that relates to the training and enablement of personnel to enable them help achieve the organizations objectives.

ProjectMilestone

Package: Taxonomy

isAbstract: No

Generalization: [PropertySet](#), [Block](#)

Extension: Class

Description

A type of event in a Project by which progress is measured.

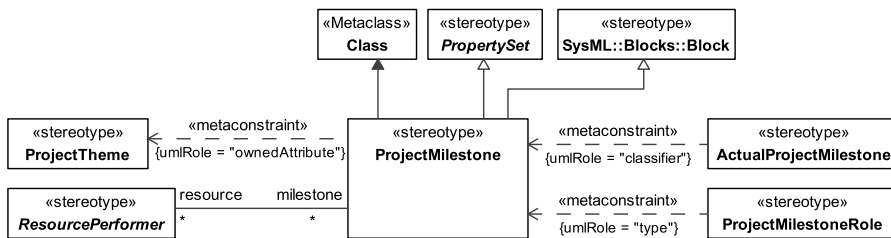


Figure 3:173 - ProjectMilestone

Associations

resource : ResourcePerformer[*] Relates a ProjectMilestone to the Resources that can be affected by the milestone. It is used to describe aspects of the lifecycle of a Resource.

Constraints

[1] ProjectMilestone.ownedAttribute All of the «ProjectThemes», owned by a «ProjectMilestone», must be typed by the same «StatusIndicators» or its specializations.

UAF::Projects::Structure

Contains the elements that contribute to the Project Structure [View Specificationpoint](#).

Commented [AM377]: [UAF12-41](#)

ProjectMilestoneRole

Package: Structure

isAbstract: No

Generalization: [MeasurableElement](#)

Extension: Property

Description

The role played by a ProjectMilestone in the context of a Project.

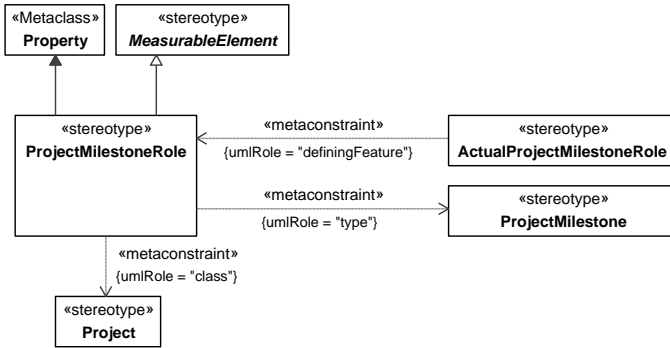


Figure 3:174 - ProjectMilestoneRole

Constraints

- [1] ProjectMilestoneRole.class Value for the class metaproperty must be stereotyped «Project» or its specializations.
- [2] ProjectMilestoneRole.type Value for the type metaproperty must be stereotyped «ProjectMilestone» or its specializations.

ProjectRole

Package: Structure

isAbstract: No

Generalization: [ResourceRole](#)

Extension: Property

Description

Usage of a Project in the context of another Project. Creates a whole-part relationship.

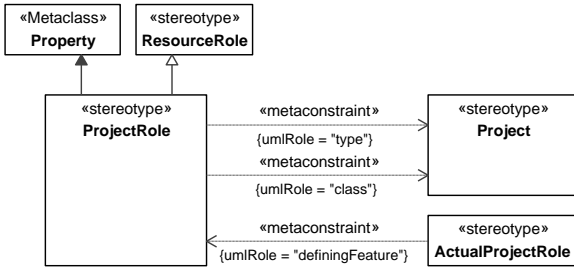


Figure 3:175 - ProjectRole

Constraints

- [1] ProjectRole.class Value for the class metaproperty must be stereotyped «Project» or its specializations.
- [2] ProjectRole.type Value for the type metaproperty must be stereotyped «Project» or its specializations.

ProjectStatus

Package: Structure

isAbstract: No

Generalization: [UAFElement](#)

Extension: Slot

Description

The status (*i.e.*, level of progress) of a ProjectTheme for an ActualProject at the time of the ActualProjectMilestone.

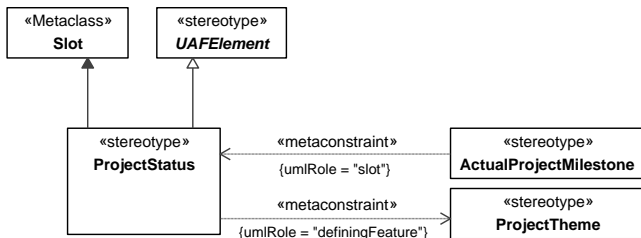


Figure 3:176 - ProjectStatus

Constraints

- [1] ProjectStatus.definingFeature Value for the DefiningFeature metaproperty must be stereotyped «ProjectTheme» or its specializations.

ProjectTheme

Package: Structure

isAbstract: No

Generalization: [MeasurableElement](#)

Extension: Property

Description

A property of a ProjectMilestone that captures an aspect by which the progress of ActualProjects may be measured.

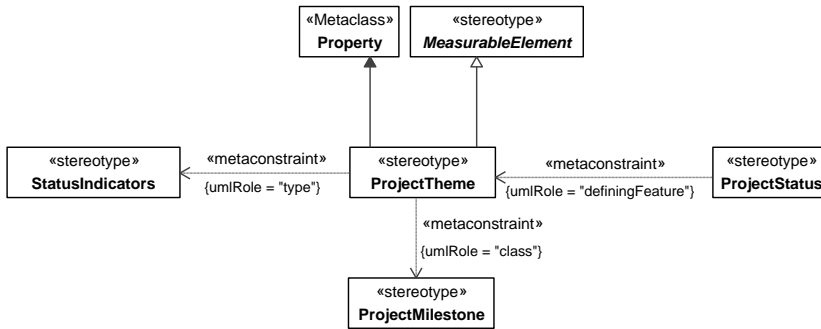


Figure 3:177 - ProjectTheme

Constraints

- [1] ProjectTheme.class Value for the class metaproperty must be stereotyped «ProjectMilestone» or its specializations.
- [2] ProjectTheme.type Value for the type metaproperty must be stereotyped «StatusIndicators» or its specializations.

StatusIndicators

Package: Structure

isAbstract: No

Generalization: [MeasurableElement](#), ValueType

Extension: Enumeration

Description

An enumerated type that specifies a status for a ProjectTheme.

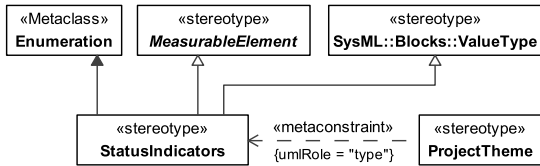


Figure 3:178 - StatusIndicators

UAF::Projects::Connectivity

Contains the elements that contribute to the Project Connectivity [ViewpointView Specification](#).

Commented [AM378]: [UAF12-41](#)

MilestoneDependency

Package: Connectivity

isAbstract: No

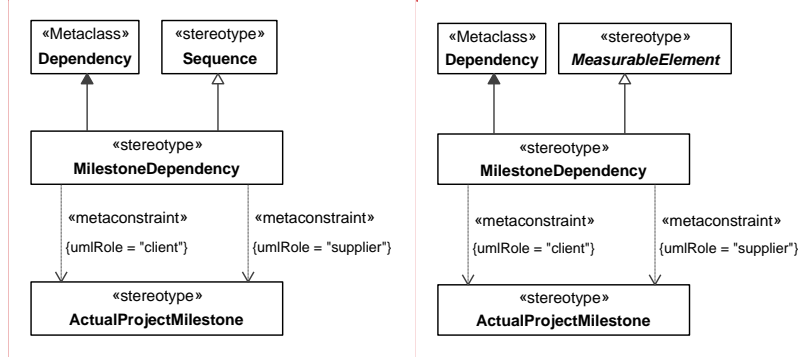
Generalization: [SequenceMeasurableElement](#)

Commented [AM379]: [UAF12-117](#)

Extension: Dependency

Description

A dependency relationship between two ActualProjectMilestones that denotes one ActualProjectMilestone follows from another.



Commented [AM380]: [UAF12-117](#)

Figure 3:179 - MilestoneDependency

Constraints

- [1] MilestoneDependency.client Value for the client metaproperty must be stereotyped «ActualProjectMilestone» or its specializations.
- [2] MilestoneSequence.supplier Value for the supplier metaproperty must be stereotyped «ActualProjectMilestone» or its specializations.

ProjectSequence

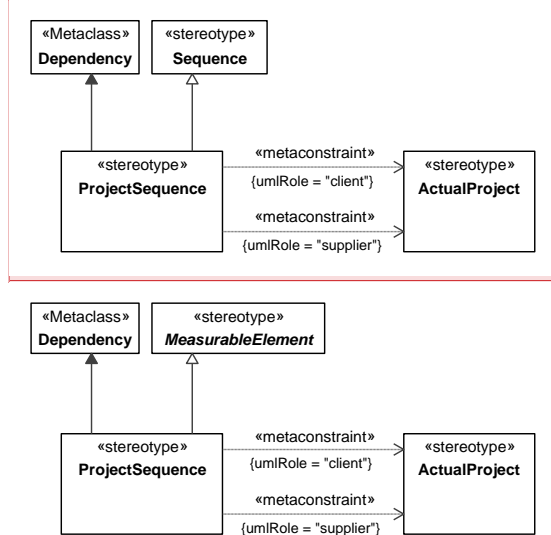
Package: Connectivity

isAbstract: No

Generalization: [SequenceMeasurableElement](#)

Extension: Dependency
Description

A dependency relationship between two ActualProjects that denotes one ActualProject cannot start before the previous ActualProject is finished.



Commented [AM381]: [UAF12-117](#)

Commented [AM382]: [UAF12-117](#)

Figure 3:180 - ProjectSequence

Constraints

- [1] ProjectSequence.client Value for the client metaproperty must be stereotyped «ActualProject» or its specializations.
- [2] ProjectSequence.supplier Value for the supplier metaproperty must be stereotyped «ActualProject» or its specializations.

UAF::Projects::Processes

Contains the elements that contribute to the Project Processes [Viewpoint Specification](#).

Commented [AM383]: [UAF12-41](#)

ProjectActivity

Package: Processes

isAbstract: No

Generalization: [Function](#)

Extension: Activity
Description

An activity carried out during a project.

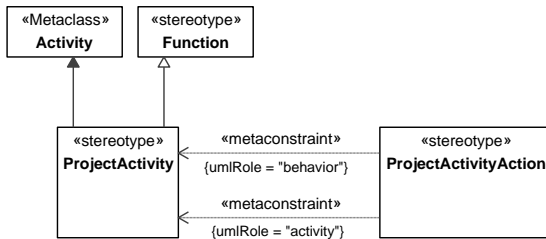


Figure 3:181 - ProjectActivity

ProjectActivityAction

Package: Processes

isAbstract: No

Generalization: [FunctionAction](#)

Extension: CallBehaviorAction

Description

The ProjectActivityAction is defined as a call behavior action that invokes the activity that needs to be performed.

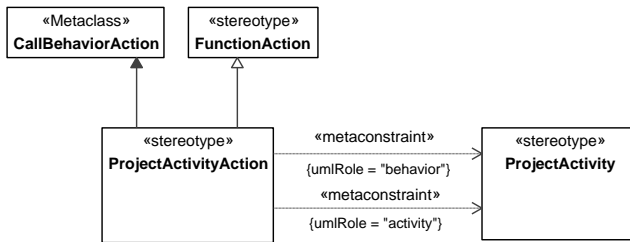


Figure 3:182 - ProjectActivityAction

Constraints

- [1] FunctionAction.behavior Value for the behavior metaproperty must be stereotyped «ProjectActivity» or its specializations.
- [2] ProjectActivityAction.activity Value for the activity metaproperty must be stereotyped «ProjectActivity» or its specializations.

UAF::Projects::Roadmap

Contains the elements that contribute to the Project Roadmap View [Specificationpoint](#).

Commented [AM384]: [UAF12-41](#)

ActualProject

Package: Roadmap

isAbstract: No

Generalization: [ActualOrganizationalResource](#), [Achiever](#)

Extension: InstanceSpecification

Description

A time-limited planned endeavor executed by an ActualOrganization responsible for developing, deploying or decommissioning ResourcePerformers in accordance with ActualProjectMilestones. A time-limited endeavor to provide a specific set of ActualResources that meet specific Capability needs.

Commented [AM385]: UAF12-58

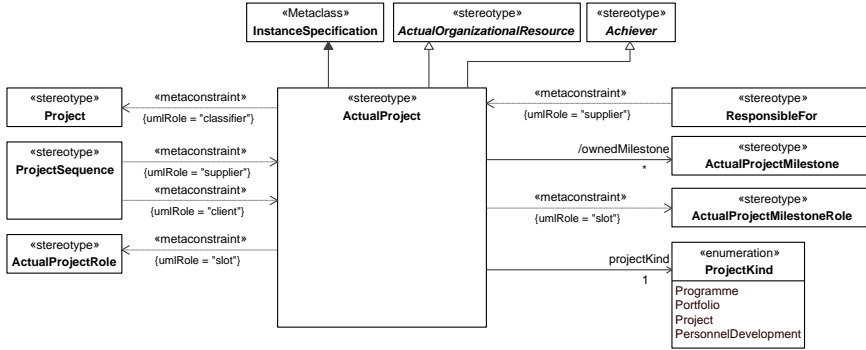


Figure 3:183 - ActualProject

Associations

- ownedMilestone : ActualProjectMilestone[*] Relates the ActualProjectMilestones to the relevant ActualProject.
- projectKind : ProjectKind[1] Enumerated value describing the kind of ActualProject.

Constraints

- [1] ActualProject.classifier Value for the classifier metaproperty must be stereotyped «Project» or its specializations.
- [2] ActualProject.slot Value for the slot metaproperty must be stereotyped «ActualProjectRole», «ActualProjectMilestoneRole», or their specializations.

ActualProjectMilestone

Package: Roadmap

isAbstract: No

Generalization: ActualPropertySet

Extension: InstanceSpecification

Description

An event with a start date in a ActualProject from which progress is measured.

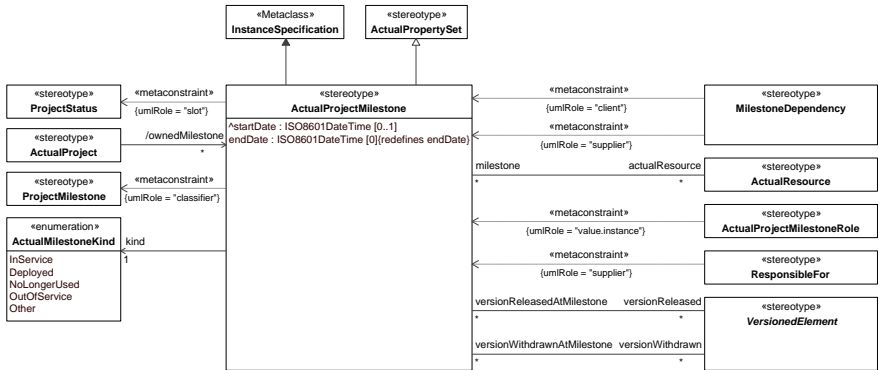


Figure 3:184 - ActualProjectMilestone

Attributes

endDate : ISO8601DateTime[0] End time for this ActualProjectMilestone.

Associations

- actualResource : ActualResource[*] Relates an ActualProjectMilestone to the ActualResources that are affected by the milestone. It is used to describe aspects of the lifecycle of an ActualResource.
- kind : ActualMilestoneKind[1] Enumerated value describing the kind of ActualProjectMilestone.
- versionReleased : VersionedElement[*] Relates an ActualProjectMilestone to the version of a Service or ResourcePerformer. It indicates the ActualProjectMilestone at which the VersionedElement is released.
- versionWithdrawn : VersionedElement[*] Relates an ActualProjectMilestone to the version of a Service or ResourcePerformer. It indicates the ActualProjectMilestone at which the VersionedElement is withdrawn.

Commented [AM386]: [UAF12-33](#)

Commented [AM387]: [UAF12-33](#)

Constraints

[1] ActualProjectMilestone.classifier Value for the classifier metaproperty must be stereotyped «ProjectMilestone» or its specializations.

ActualProjectMilestoneRole

Package: Roadmap

isAbstract: No

Generalization: [ActualState](#)

Extension: Slot

Description

An ActualProjectMilestone that is applied to a ProjectMilestoneRole.

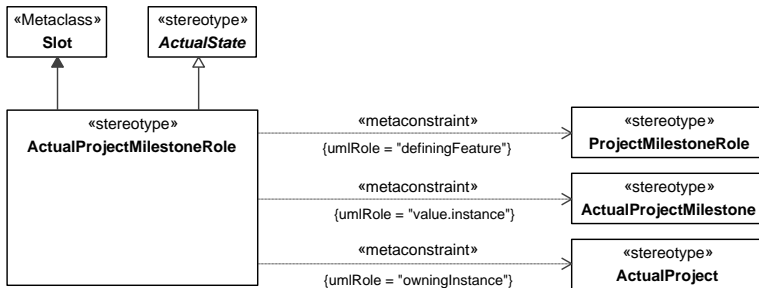


Figure 3:185 - ActualProjectMilestoneRole
Constraints

- [1] ActualProjectMilestoneRole.definingFeature Value for the definingFeature metaproperty has to be stereotyped «ProjectMilestoneRole» or its specializations.
- [2] ActualProjectMilestoneRole.owningInstance Value for the owningInstance metaproperty has to be stereotyped «ActualProject» or its specializations.
- [3] ActualProjectMilestoneRole.value.instance Value for the value.instance metaproperty has to be stereotyped «ActualProjectMilestone» or its specializations.

ActualProjectRole

Package: Roadmap

isAbstract: No

Generalization: [ActualState](#)

Extension: Slot

Description

An ActualProject that is applied to a ProjectRole.

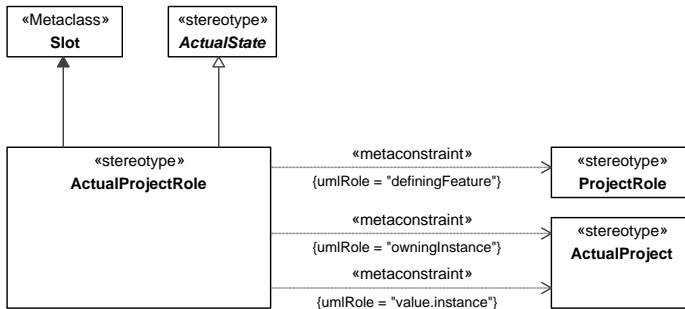


Figure 3:186 - ActualProjectRole

Constraints

- [1] ActualProjectRole.definingFeature Value for the definingFeature metaproperty has to be stereotyped «ProjectRole» or its specializations.
- [2] ActualProjectRole.owningInstance Value for the owningInstance metaproperty has to be stereotyped «ActualProject» or its specializations.

[3] ActualProjectRole.value.instance Value for the value.instance metaproperty has to be stereotyped «ActualProject» or its specializations.

3.1.10 UAF::Standards

Stakeholders: Solution Providers, Systems Engineers, Software Engineers, Systems Architects, Business Architects.
 Concerns: technical and non-technical Standards applicable to the architecture.
 Definition: shows the technical, operational, and business Standards applicable to the architecture. Defines the underlying current and expected Standards.

UAF::Standards::Taxonomy

Contains the elements that contribute to the Standards Taxonomy [ViewpointView Specification](#).

Commented [AM388]: [UAF12-41](#)

Protocol

Package: Taxonomy

isAbstract: No

Generalization: [Standard](#)

Extension: Class

Description

A Standard for communication over a network. Protocols may be composite, represented as a ProtocolStack made up of ProtocolLayers.

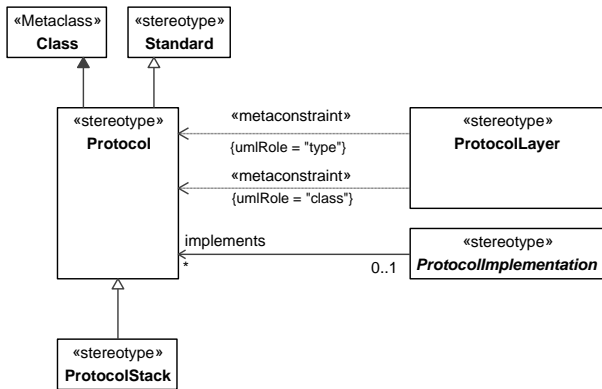


Figure 3:187 - Protocol

ProtocolStack

Package: Taxonomy

isAbstract: No

Generalization: [Protocol](#)

Extension: Class

Description

A sub-type of Protocol that contains the ProtocolLayers, defining a complete stack.

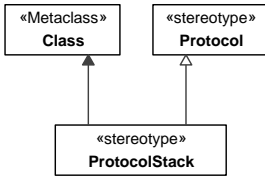


Figure 3:188 - ProtocolStack

Standard

Package: Taxonomy

isAbstract: No

Generalization: [SubjectOfForecast](#), [PropertySet](#), [Block](#)

Extension: Class

Description

A ratified and peer-reviewed specification that is used to guide or constrain the architecture. A Standard may be applied to any element in the architecture.

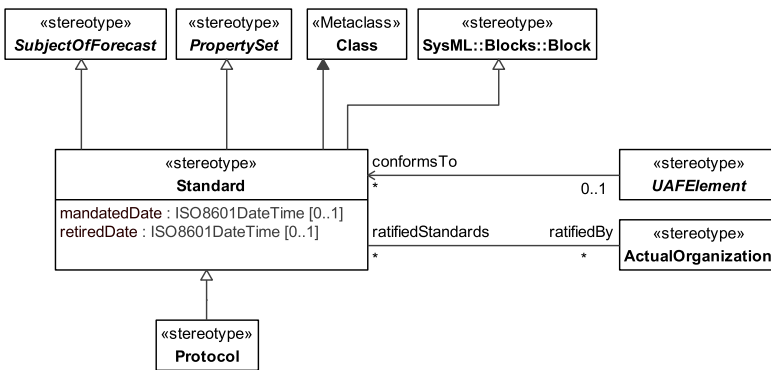


Figure 3:189 - Standard

Attributes

mandatedDate : ISO8601DateTime[0..1] The date when this version of the Standard was published.

retiredDate : ISO8601DateTime[0..1] The date when this version of the Standard was retired.

Associations

ratifiedBy : ActualOrganization[*] Relates a Standard to the ActualOrganization that ratified the Standard.

UAF::Standards::Structure

Contains the elements that contribute to the Standards Structure [ViewpointView Specification](#).

Commented [AM389]: [UAF12-41](#)

ProtocolLayer

Package: Structure

isAbstract: No

Generalization: [MeasurableElement](#)

Extension: Property

Description

Usage of a Protocol in the context of another Protocol. Creates a whole-part relationship.

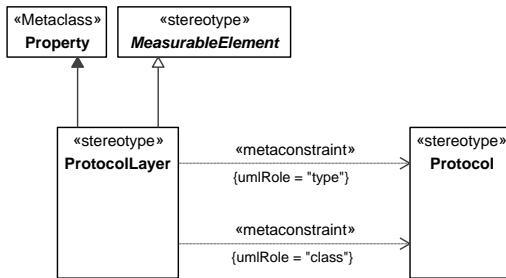


Figure 3:190 - ProtocolLayer

Constraints

[1] ProtocolLayer.class Value for the class metaproperty must be stereotyped «Protocol» or its specializations.

[2] ProtocolLayer.type Value for the type metaproperty must be stereotyped «Protocol» or its specializations.

3.1.11 UAF::Actual Resources

Stakeholders: Solution Providers, Systems Engineers, Business Architects, Human Resources.

Concerns: the analysis, e.g., evaluation of different alternatives, what-if, trade-offs, V&V on the actual resource configurations.

Definition: illustrates the expected or achieved actual resource configurations and actual relationships between them.

UAF::Actual Resources::Taxonomy

Contains the elements that contribute to the Actual Resources Taxonomy [ViewpointView Specification](#).

Commented [AM390]: [UAF12-41](#)

ActualOrganization

Package: Taxonomy

isAbstract: No

Generalization: [ActualResponsibleResource](#)

Extension: InstanceSpecification

Description

An actual formal or informal organizational unit, e.g., "Driving and Vehicle Licensing Agency", "UAF team Alpha".

Commented [AM391]: [UAF12-15](#)

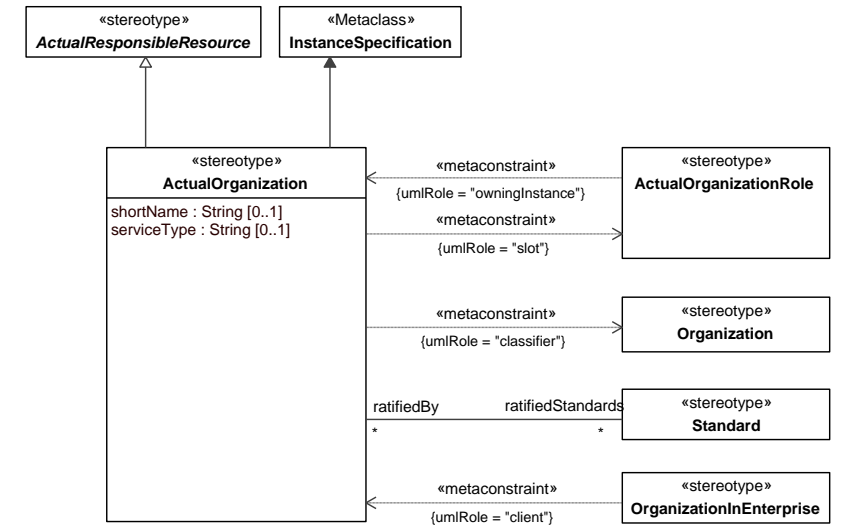
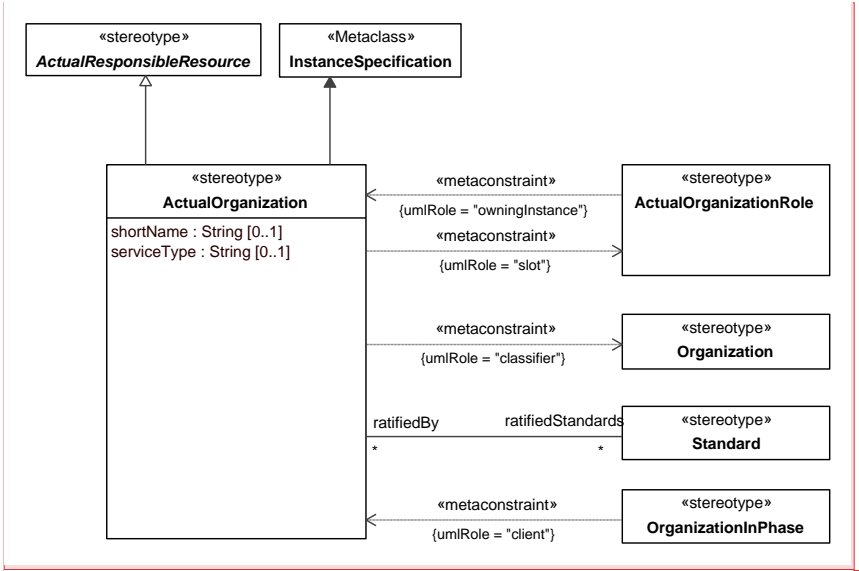


Figure 3:191 - ActualOrganization
Attributes
`serviceType : String[0..1]` Service office code or symbol

shortName : String[0..1] String providing a simplified means of identifying an ActualOrganization, i.e. SoftWareGroup could use SWG as the shortName.

Associations

ratiifiedStandards : Standard[*] Standards that were ratified by this ActualOrganization.

Constraints

- [1] ActualOrganization.classifier Classifier metaproperty value must be stereotyped «Organization» or its specializations.
- [2] ActualOrganization.slot Slot metaproperty value must be stereotyped «ActualOrganizationRole» or its specializations.

ActualOrganizationalResource

Package: Taxonomy

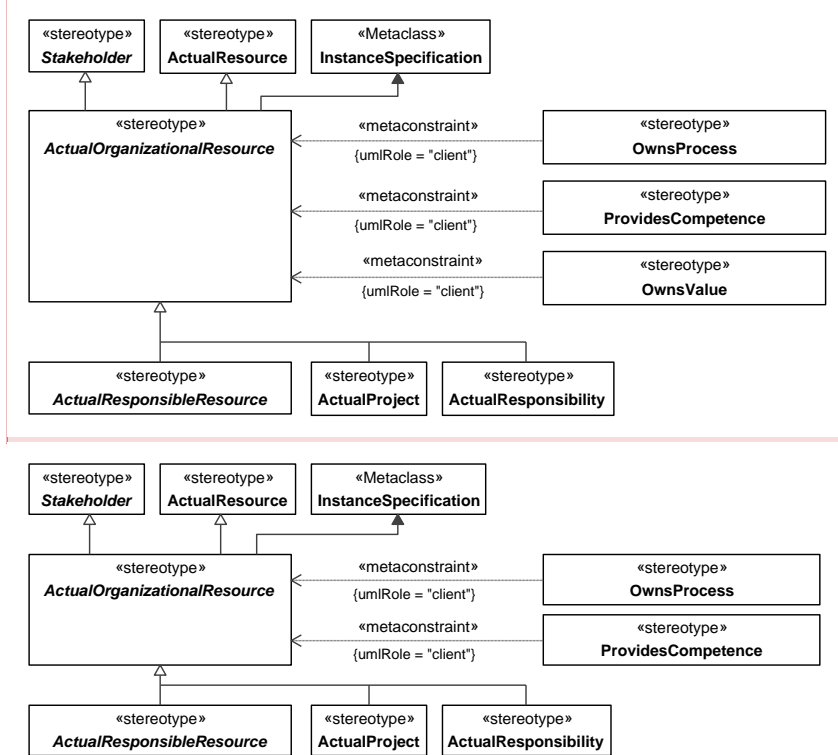
isAbstract: Yes

Generalization: Stakeholder, ActualResource

Extension: InstanceSpecification

Description

Abstract element for an ActualOrganization, ActualPerson or ActualPost.



Commented [AM392]: [UAF12-117](#)

Figure 3:192 - ActualOrganizationalResource

ActualPerson

Package: Taxonomy

isAbstract: No

Generalization: [ActualResponsibleResource](#)

Extension: InstanceSpecification

Description

An individual human being.

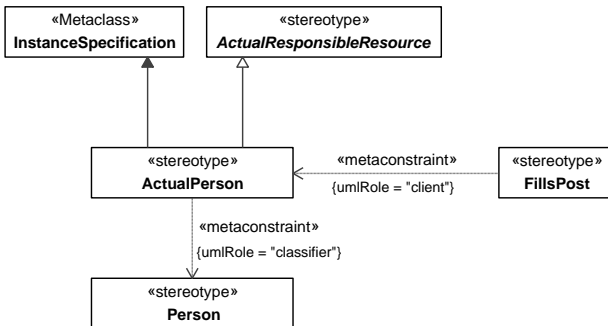


Figure 3:193 - ActualPerson

Constraints

- [1] ActualPerson.classifier Value for the classifier metaproperty has to be stereotyped «Person» or its specializations.

ActualPost

Package: Taxonomy

isAbstract: No

Generalization: [ActualResponsibleResource](#)

Extension: InstanceSpecification

Description

An actual, specific post, an instance of a Post "type" - e.g., "President of the United States of America." where the Post would be president.

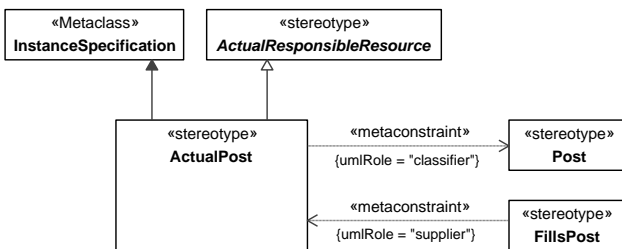


Figure 3:194 - ActualPost

Constraints

- [1] ActualPost.classifier Classifier metaproperty value must be stereotyped «Post» or its specializations.

ActualResource

Package: Taxonomy

isAbstract: No

Generalization: [ActualPropertySet](#), [SubjectOfResourceConstraint](#), [Achiever](#), [CapableElement](#)

Extension: InstanceSpecification

Description

An instance of a ResourcePerformer in the real world. A fully-realized ResourcePerformer.

Commented [AM393]: [UAF12-58](#)

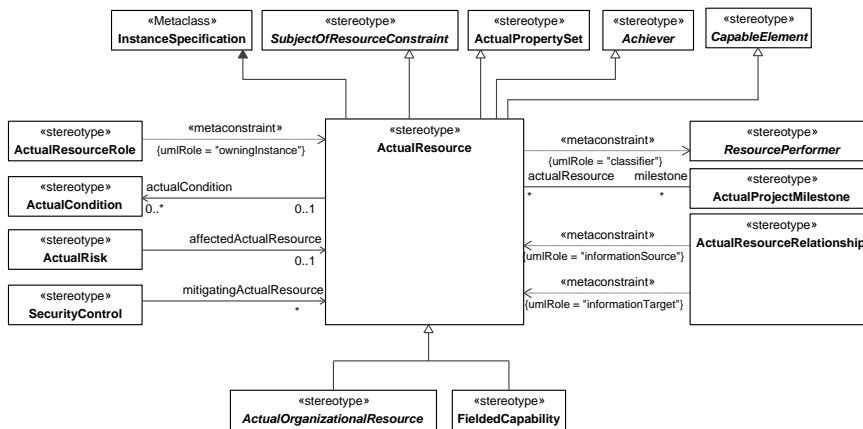


Figure 3:195 - ActualResource

Associations

- actualCondition : ActualCondition[0..*] Relates the ActualResource to the ActualStates of an environment or location describing its situation
- milestone : ActualProjectMilestone[*] Relates an ActualResource to the ActualProjectMilestones. It is used to describe aspects of the lifecycle of an ActualResource.

Constraints

- [1] ActualResource.classifier Classifier metaproperty value must be stereotyped by a specialization of «ResourcePerformer».

ActualResponsibility

Package: Taxonomy

isAbstract: No

Generalization: [ActualOrganizationalResource](#)

Extension: InstanceSpecification

Description

The duty required of a Person or Organization.

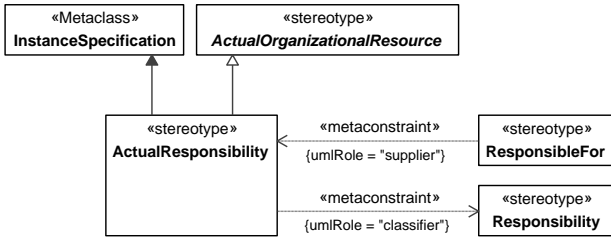


Figure 3:196 - ActualResponsibility

Constraints

- [1] ActualResponsibility.classifier Classifier metaproperty value must be stereotyped «Responsibility» or its specializations.

ActualResponsibleResource

Package: Taxonomy

isAbstract: Yes

Generalization: [ActualOrganizationalResource](#)

Extension: InstanceSpecification

Description

An abstract grouping of responsible OrganizationalResources.

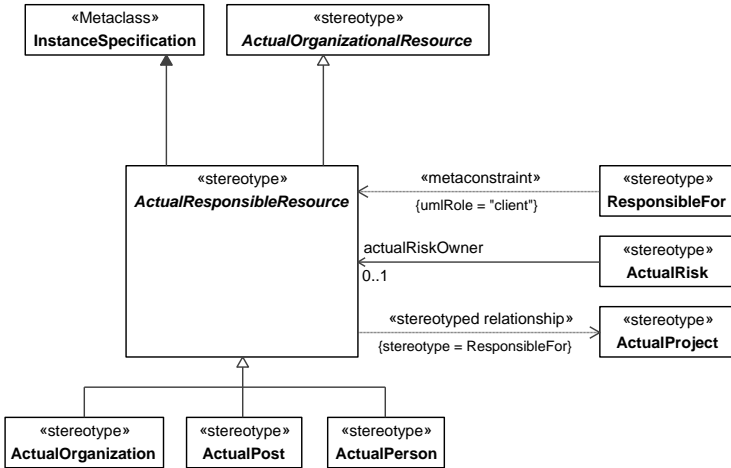


Figure 3:197 - ActualResponsibleResource

FieldedCapability

Package: Taxonomy

isAbstract: No

Generalization: [ActualResource](#)

Extension: InstanceSpecification

Description

An actual, fully-realized capability. A FieldedCapability is typed by a CapabilityConfiguration.

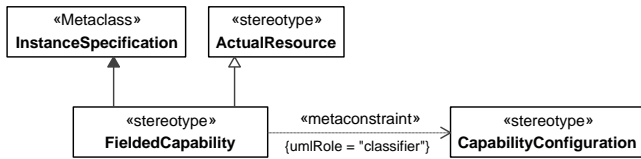


Figure 3:198 - FieldedCapability

Constraints

- [1] FieldedCapability.classifier Value for the classifier metaproperty must be stereotyped «CapabilityConfiguration» or its specializations.

UAF::Actual Resources::Structure

Contains the elements that contribute to the Actual Resources Structure [ViewpointView Specification](#).

Commented [AM394]: [UAF12-41](#)

ActualOrganizationRole

Package: Structure

isAbstract: No

Generalization: [ActualResourceRole](#)

Extension: Slot

Description

An ActualOrganizationalResource that is applied to a ResourceRole.

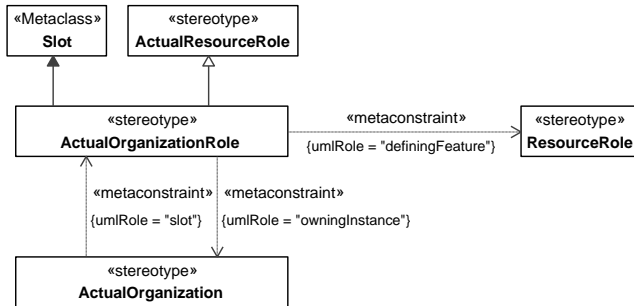


Figure 3:199 - ActualOrganizationRole

Constraints

- [1] ActualOrganizationRole.owningInstance Value for owningInstance metaproperty has to be stereotyped «ActualOrganization» or its specializations.

ActualResourceRole

Package: Structure

isAbstract: No

Generalization: [UAFElement](#)

Extension: Slot

Description

An instance of a ResourcePerformer.

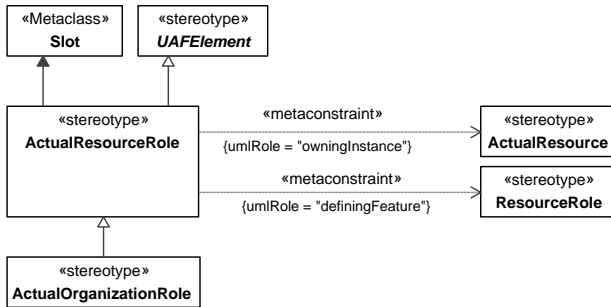


Figure 3:200 - ActualResourceRole

Constraints

- [1] ActualResourceRole.definingFeature Value for definingFeature metaproperty has to be stereotyped «ResourceRole» or its specializations.
- [2] ActualResourceRole.owningInstance Value for owningInstance metaproperty has to be stereotyped «ActualResource» or its specializations.

UAF::Actual Resources::Connectivity

Contains the elements that contribute to the Actual Resources Connectivity [ViewpointView Specification](#).

Commented [AM395]: [UAF12-41](#)

ActualResourceRelationship

Package: Connectivity

isAbstract: No

Generalization: [UAFEElement](#), ItemFlow

Extension: InformationFlow

Description

An abstract element that details the ActualOrganizationalResources that are able to carry out an ActualResponsibility.

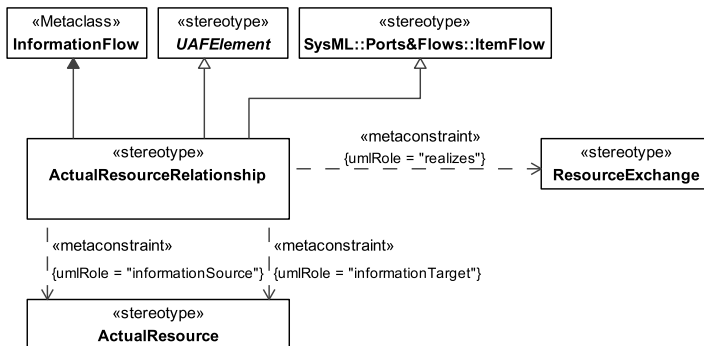


Figure 3:201 - ActualResourceRelationship

Constraints

- [1] ActualResourceRelationship.informationSource Value for informationSource metaproperty must be stereotyped «ActualResource» or its specializations.
- [2] ActualResourceRelationship.informationTarget Value for informationTarget metaproperty must be stereotyped «ActualResource» or its specializations.
- [3] ActualResourceRelationship.realizes Value for realizes metaproperty must be stereotyped «ResourceExchange» or its specializations.

FillsPost

Package: Connectivity

isAbstract: No

Generalization: [MeasurableElement](#), [Allocate](#)

Extension: Abstraction

Description

A dependency relationship that asserts that an ActualPerson fills an ActualPost.

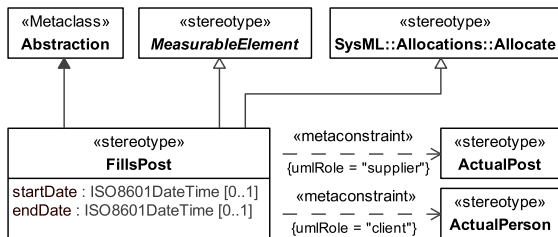


Figure 3:202 - FillsPost

Attributes

- endDate : ISO8601DateTime[0..1] End date of an ActualPerson filling an ActualPost.
- startDate : ISO8601DateTime[0..1] Start date of an ActualPerson filling an ActualPost.

Constraints

- [1] FillsPost.client Value for the client metaproperty must be stereotyped by «ActualPerson» or its specializations.
- [2] FillsPost.supplier Value for the supplier metaproperty must be stereotyped by «ActualPost» or its specializations.

UAF::Actual Resources::Constraints

Contains the elements that contribute to the Actual Resources Constraints [ViewpointView Specification](#).

Commented [AM396]: [UAF12-41](#)

ActualService

Package: Constraints

isAbstract: No

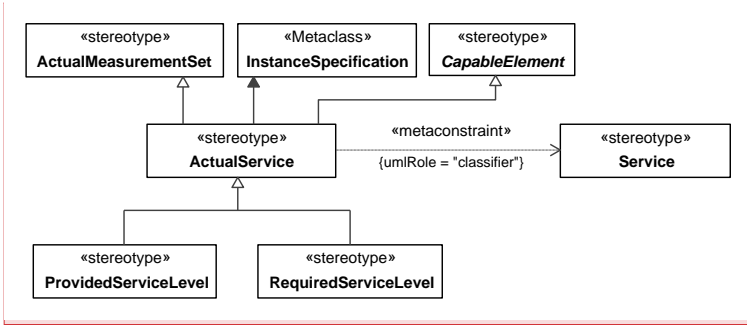
Generalization: [ActualMeasurementSet](#), [CapableElement](#)

Extension: InstanceSpecification

Description

An instance of a [ServiceSpecification](#).

Commented [AM397]: [UAF12-33](#)



Commented [AM398]: [UAF12-33](#)

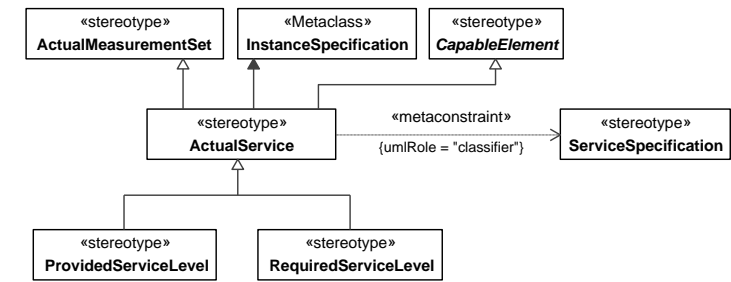


Figure 3:203 - ActualService Constraints

[1] ActualService.classifier Value for the classifier metaproperty must be stereotyped by «ServiceSpecification» or its specializations.

Commented [AM399]: [UAF12-33](#)

ProvidedServiceLevel

Package: Constraints

isAbstract: No

Generalization: [ActualService](#)

Extension: InstanceSpecification

Description

A sub type of ActualService that details a specific service level delivered by the provider.

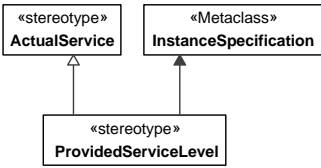


Figure 3:204 - ProvidedServiceLevel

ProvidesCompetence

Package: Constraints

isAbstract: No

Generalization: [MeasurableElement](#)

Extension: Dependency

Description

A dependency relationship that asserts that an ActualOrganizationalResource provides a specific set of Competencies.

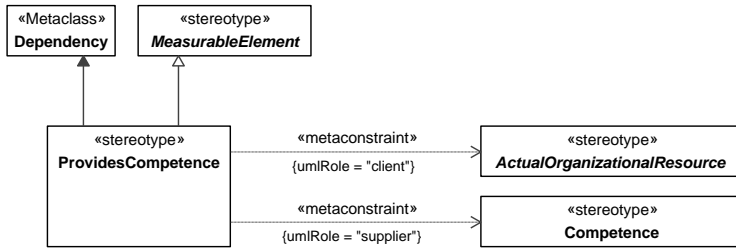


Figure 3:205 - ProvidesCompetence

Constraints

- [1] ProvidesCompetence.client Value for the client metaproperty must be stereotyped by a specialization of «ActualOrganizationalResource».
- [2] ProvidesCompetence.supplier Value for the supplier metaproperty must be stereotyped «Competence» or its specializations.

RequiredServiceLevel

Package: Constraints

isAbstract: No

Generalization: [ActualService](#)

Extension: InstanceSpecification

Description

A sub type of ActualService that details a specific service level required of the provider.

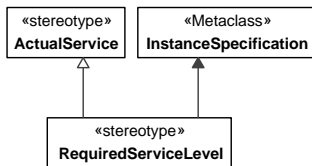


Figure 3:206 - RequiredServiceLevel

UAF::Actual Resources::Traceability

Contains the elements that contribute to the Actual Resources Traceability [View Specificationpoint](#).

Commented [AM400]: [UAF12-41](#)

OwnsProcess

Package: Traceability

isAbstract: No

Generalization: [MeasurableElement](#), Allocate

Extension: Abstraction

Description

A dependency relationship denoting that an ActualOrganizationResource owns an OperationalActivity.

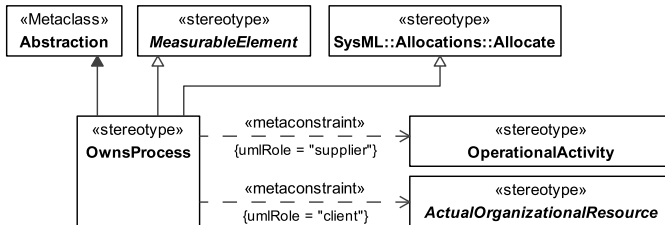


Figure 3:207 - OwnsProcess

Constraints

- [1] OwnsProcess.client Value for the client metaproperty must be stereotyped «ActualOrganizationalResource» or its specializations.
- [2] OwnsProcess.supplier Value for the supplier metaproperty must be stereotyped «OperationalActivity» or its specializations.

3.1.12 UAF::Summary and Overview

Commented [AM401]: [UAF12-50](#) Moved to 3.1.2

~~Stakeholders: Executives, PMs, Enterprise Architects.~~

~~Concerns: executive level summary information in a consistent form.~~

~~Definition: provides executive level summary information in a consistent form that allows quick reference and comparison between architectural descriptions. Includes assumptions, constraints, and limitations that may affect high-level decisions relating to an architecture-based work programme.~~

ArchitecturalDescription

Package: Summary and Overview

isAbstract: No

Generalization: MeasurableElement

Extension: Package Description

~~An Architecture Description is a work product used to express the Architecture of some System Of Interest.~~

~~It provides executive level summary information about the architecture description in a consistent form to allow quick reference and comparison between architecture descriptions — It includes assumptions, constraints, and limitations that may affect high-level decisions relating to an architecture-based work program.~~

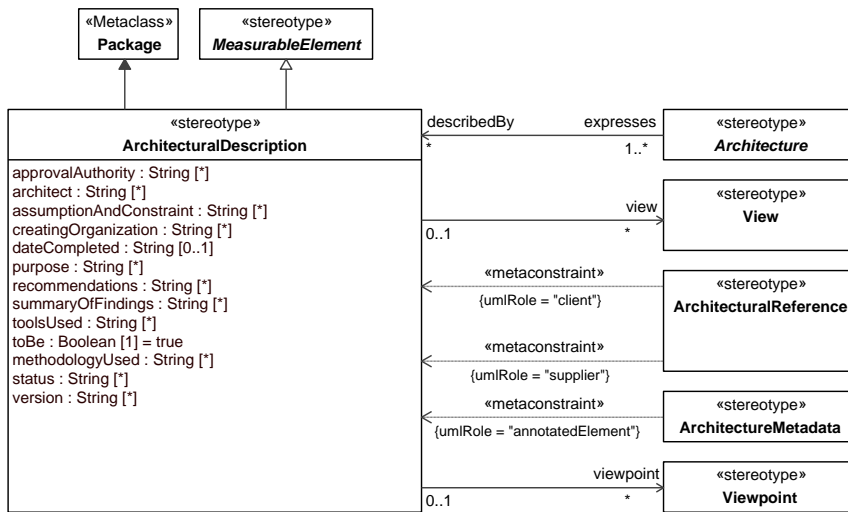


Figure 3:208—ArchitecturalDescription

Attributes

approvalAuthority : String[*]	Someone or something that has the authority to approve the ArchitecturalDescription.
architect : String[*]	Someone responsible for the creation of ArchitecturalDescription.
assumptionAndConstraint : String[*]	Any assumptions, constraints, and limitations contained in the ArchitecturalDescription, including those affecting deployment, communications performance, information assurance environments, etc.
creatingOrganization : String[*]	The organization responsible for creating the ArchitecturalDescription.
dateCompleted : String[0..1]	Date that the ArchitecturalDescription was completed.
methodologyUsed : String[*]	The methodology used in developing the architecture.
purpose : String[*]	Explains the need for the Architecture, what it will demonstrate, the types of analyses that will be applied to it, who is expected to perform the analyses, what decisions are expected to be made on the basis of each form of analysis, who is expected to make those decisions, and what actions are expected to result.
recommendations : String[*]	States the recommendations that have been developed based on the architecture effort. Examples include recommended system implementations, and opportunities for technology insertion.
status : String[*]	Approval status of the architecture.
summaryOfFindings : String[*]	Summarizes the findings that have been developed so far. This may be updated several times during the development of the ArchitecturalDescription.
toBe : Boolean[1]	Indicates whether the ArchitecturalDescription represents an Architecture that exists or will exist in the future.
toolsUsed : String[*]	Identifies any tools used to develop the ArchitecturalDescription as well as file names and formats if appropriate.
version : String[*]	Version number of the architecture.

Associations

architectureFramework : String[1] Indicates the type of framework used.
 view : View[*] Indicates which views are used in the ArchitecturalDescription.
 viewpoint : Viewpoint[*] -

Architecture

Package: Summary and Overview

isAbstract: Yes

Generalization: UAFElement

Extension: Class

Description

An abstract type that represents a generic architecture. Subtypes are OperationalArchitecture and PhysicalArchitecture.

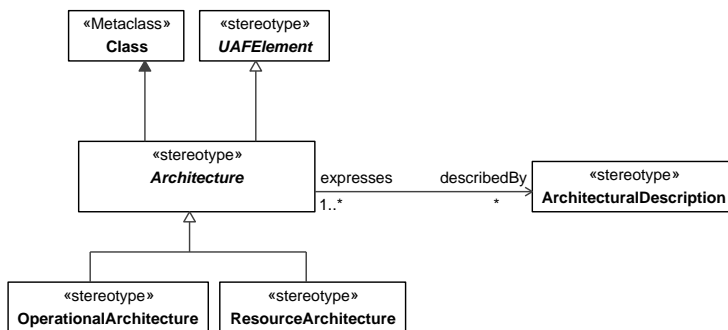


Figure 3:209 – Architecture

Associations

describedBy : ArchitecturalDescription[*] The description of an Architecture.

Concern

Package: Summary and Overview

isAbstract: No

Generalization: PropertySet, Block

Extension: Class

Description

Interest in an EnterprisePhase (EnterprisePhase is synonym for System in ISO 42010) relevant to one or more of its stakeholders.

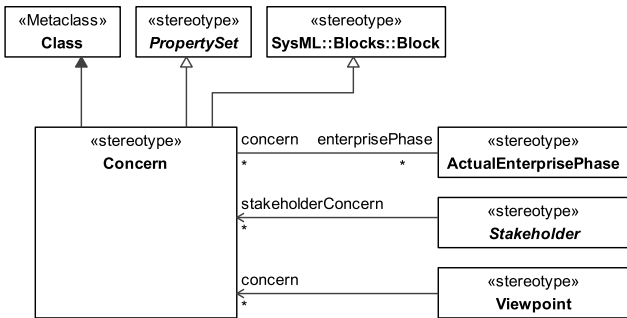


Figure 3:210 – Concern

Associations

enterprisePhase : - ActualEnterprisePhase[*] Relates a Concern to the ActualEnterprisePhase that addresses that concern (ActualEnterprisePhase is synonym for System in ISO 42010).

Stakeholder

Package: Summary and Overview

isAbstract: Yes

Generalization: UAFElement

Extension: Element

Description

individual, team, organization, or classes thereof, having an interest in an EnterprisePhase [ISO/IEC/IEEE 42010:2011].

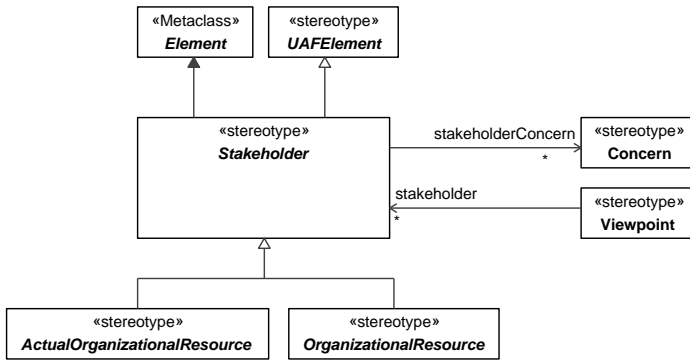


Figure 3:211 – Stakeholder

Associations

stakeholderConcern : - Concern[*] Relates a Stakeholder to a Concern.

UAFElement

Package: Summary and Overview

isAbstract: Yes

Extension: Element

Description

Abstract super-type for all of the UAF elements. It provides a way for all of the UAF elements to have a common set of properties:-

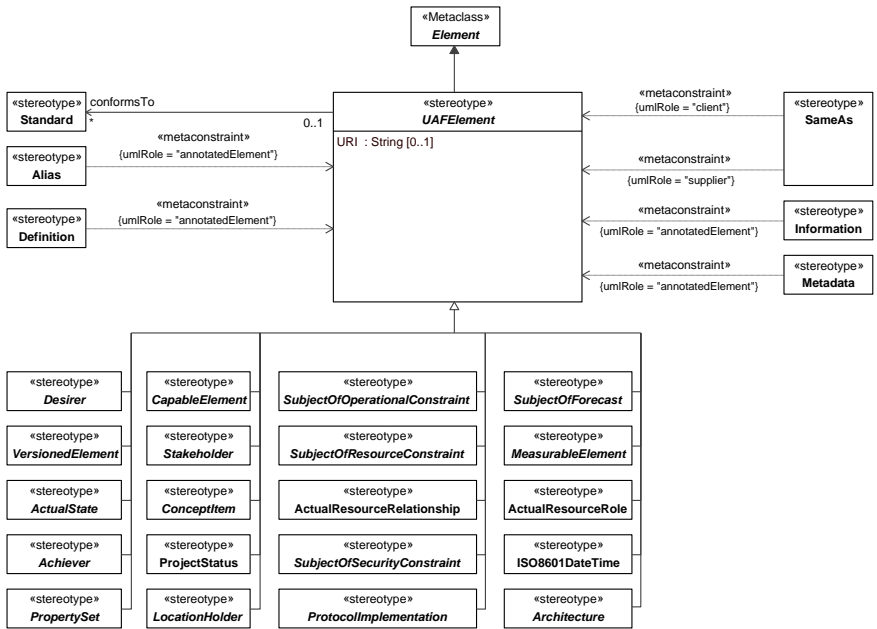


Figure 3:212 – UAFElement

Attributes

URI : String[0..1] Captures Unique identifier for the element.

Associations

conformsTo : Standard[*] Relates a UAFElement to the Standard that the UAFElement is conforming to.

View

Package: Summary and Overview

isAbstract: No

Generalization: PropertySet, View

Extension: Class

Description

An architecture view expresses the architecture of the system of interest in accordance with an architecture viewpoint (or simply, viewpoint). [ISO/IEC/IEEE 42010:2011(E)]-

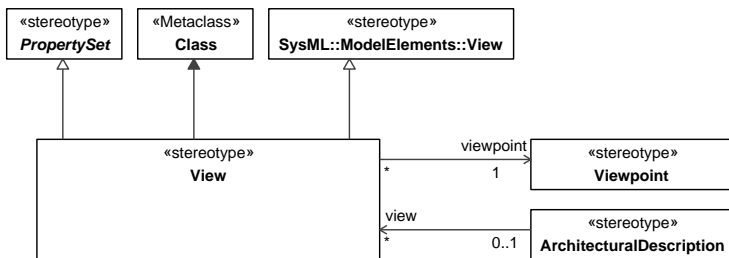


Figure 3:213 – View

Associations

viewpoint : **Viewpoint**[1] Relates the View to the Viewpoint that the View conforms to.

Viewpoint

Package: Summary and Overview

isAbstract: No

Generalization: PropertySet, Viewpoint

Extension: Class

Description

An architecture viewpoint frames (to formulate or construct in a particular style or language) one or more concerns. A concern can be framed by more than one viewpoint. [ISO/IEC/IEEE 42010:2011(E)].

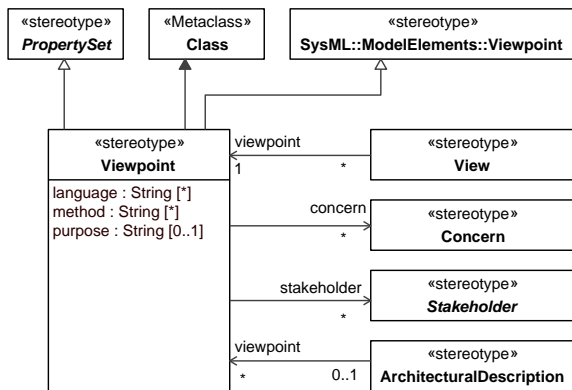


Figure 3:214 – Viewpoint

Attributes

language : **String**[*] The languages used to express the Viewpoint.

method : **String**[*] The methods employed in the development of the Viewpoint.

purpose : **String**[0..1] The purpose of the Viewpoint.

Associations

concern : **Concern**[*] Relates the Viewpoint to the Concerns that the Viewpoint addresses.

~~stakeholder: Stakeholder[*] Relates the Viewpoint to the Stakeholders whose Concerns are being addressed by the Viewpoint.~~

3.1.13.1.12 UAF::Parameters

Stakeholders: Capability owners, Systems Engineers, Solution Providers.

Concerns: identifies measurable properties that can be used to support engineering analysis and environment for the Capabilities.

Definition: show the measurable properties of something in the physical world and elements and relationships that are involved in defining the environments applicable to capability, operational concept or set of systems.

Recommended Implementation: SysML Block Definition Diagram, tabular format.

ActualCondition

Package: Parameters

isAbstract: No

Generalization: [ActualPropertySet](#)

Extension: InstanceSpecification

Description

An actual situation with respect to circumstances under which an OperationalActivity, Function or ServiceFunction can be performed.

Commented [AM402]: [UAF12-50](#) Moved from 3.1.2

Formatted: Outline numbered + Level: 3 + Numbering Style: 1, 2, 3, ... + Start at: 1 + Alignment: Left + Aligned at: 0.1" + Indent at: 0.35"

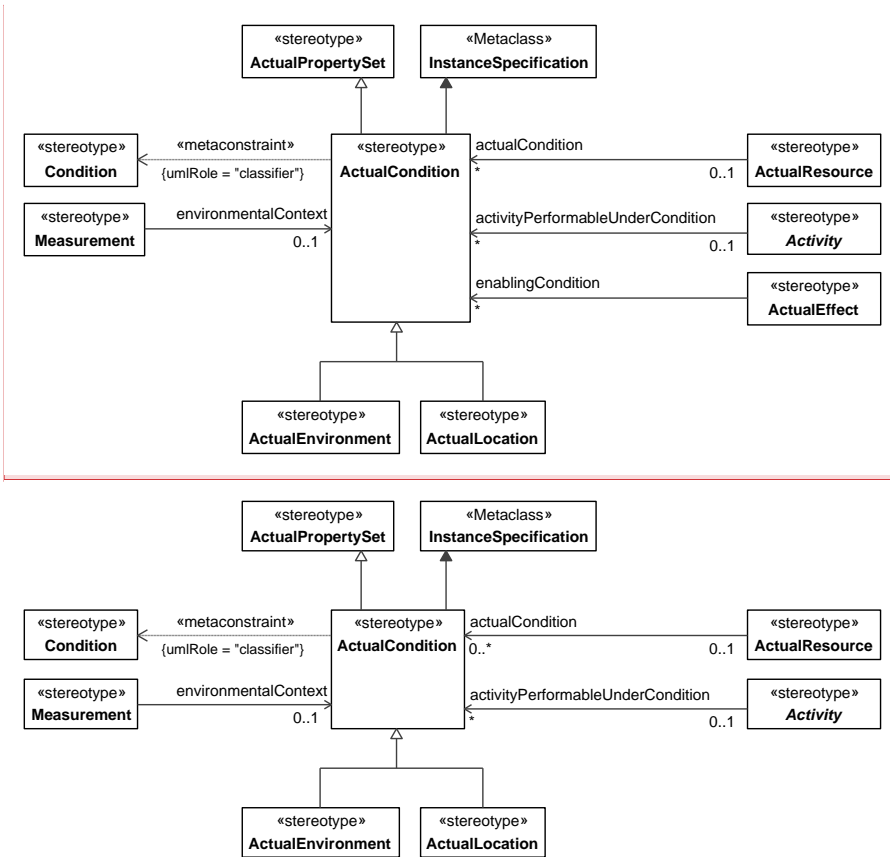


Figure 3:4 - ActualCondition

Constraints

- [1] ActualCondition.classifier Value for the classifier metaproperty has to be stereotyped «Condition» or its specializations.

ActualEnvironment

Package: Parameters

isAbstract: No

Generalization: [ActualCondition](#)

Extension: InstanceSpecification

Description

Actual circumstances of an Environment.

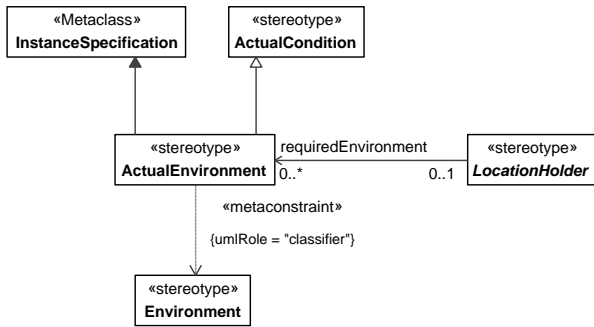


Figure 3:5 - ActualEnvironment

Constraints

- [1] ActualEnvironment.classifier Value for the classifier metaproperty has to be stereotyped «Environment» or its specializations.

ActualLocation

Package: Parameters

isAbstract: No

Generalization: [ActualCondition](#)

Extension: InstanceSpecification

Description

A physical location, for example using text to provide an address, Geo-coordinates, etc.

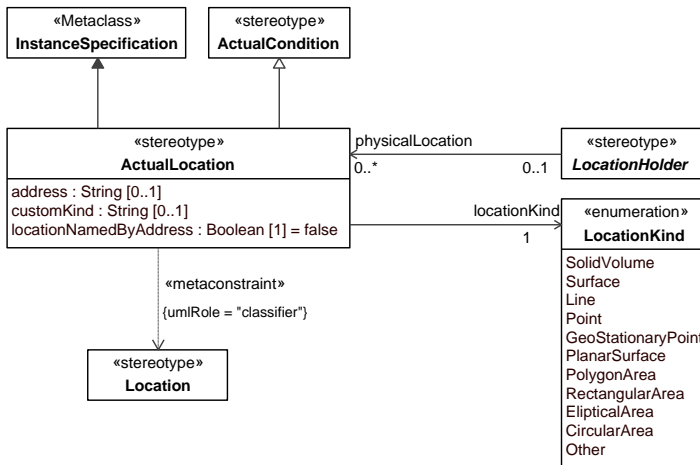


Figure 3:6 - ActualLocation

Attributes

address : String[0..1] String describing the address of the ActualLocation, i.e. "1600 Pennsylvania avenue", -"The White House"

customKind : String[0..1] String describing a location kind that is not in the LocationKind enumerated list

locationNamedByAddress : Boolean[1] Boolean that indicates if the ActualLocation address is embedded in the ActualLocation name. By default = false.

Associations

locationKind : LocationKind[1] Enumerated value describing the kind of ActualLocation.

Constraints

[1] ActualLocation.classifier Classifier metaproperty value must be stereotyped «Location» or its specializations.

ActualMeasurement

Package: Parameters

isAbstract: No

Generalization: [ActualState](#)

Extension: Slot

Description

An actual value that is applied to a Measurement.

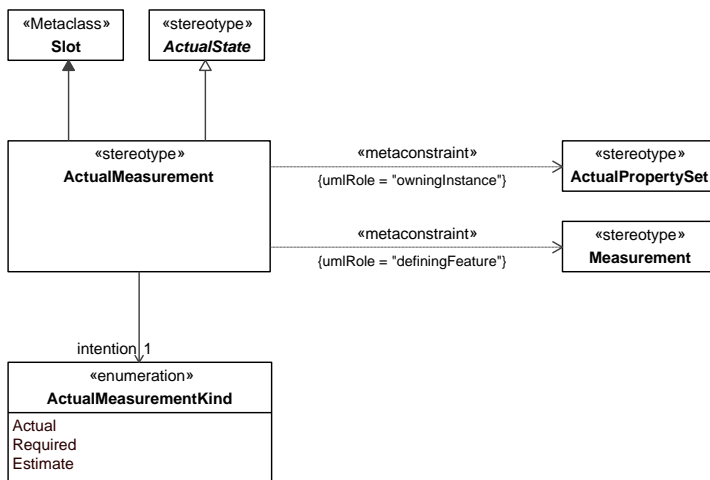


Figure 3:7 - ActualMeasurement

Associations

intention : ActualMeasurementKind[1] Enumerated value describing the intent of the ActualMeasurement.

Constraints

[1] ActualMeasurement.definingFeature Value for the definingFeature metaproperty must be stereotyped «Measurement» or its specializations.

[2] ActualMeasurement.owningInstance Value for the owningInstance metaproperty must be stereotyped «ActualPropertySet» or its specializations.

ActualMeasurementKind

Package: Parameters

isAbstract: No

Description

Enumeration of the possible kinds of ActualMeasurement. Its enumeration literals are:

- Actual - Indicates that the ActualMeasurement associated with the ActualMeasurementKind is a realworld value.
- Required - Indicates that the ActualMeasurement associated with the ActualMeasurementKind is a value that is expected to be achieved.
- Estimate - Indicates that the ActualMeasurement associated with the ActualMeasurementKind is an estimate of a realworld value.

ActualMeasurementSet

Package: Parameters

isAbstract: No

Generalization: [ActualPropertySet](#)

Extension: InstanceSpecification

Description

A set of ActualMeasurements.

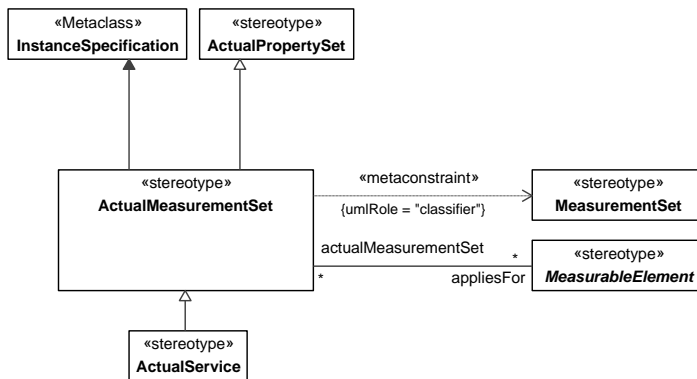


Figure 3:8 - ActualMeasurementSet

Associations

appliesFor : MeasurableElement[*] Relates the ActualMeasurementSet to the elements that are being measured.

Constraints

[1] ActualMeasurementSet.classifier Classifier metaproperty value must be stereotyped «MeasurementSet» or its specializations.

[2] ActualMeasurementSet.slot Value for the slot metaproperty must be stereotyped «ActualMeasurement» or its specializations.

ActualPropertySet

Package: Parameters

isAbstract: No

Generalization: [ActualState](#)

Extension: InstanceSpecification

Description

A set or collection of Actual properties.

Commented [AM404]: [UAF12-15](#)

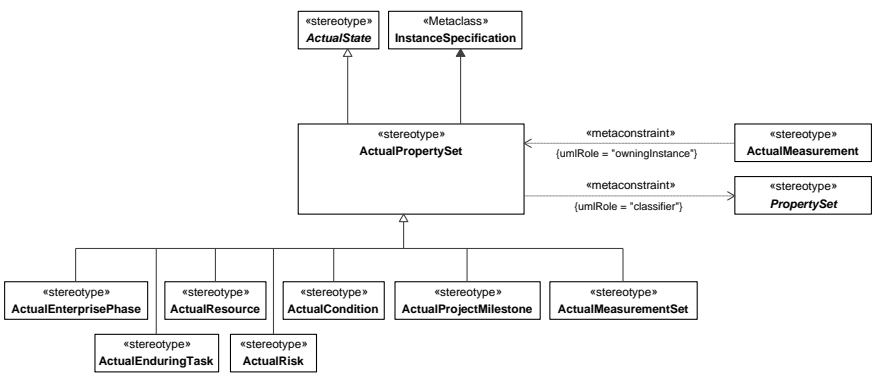
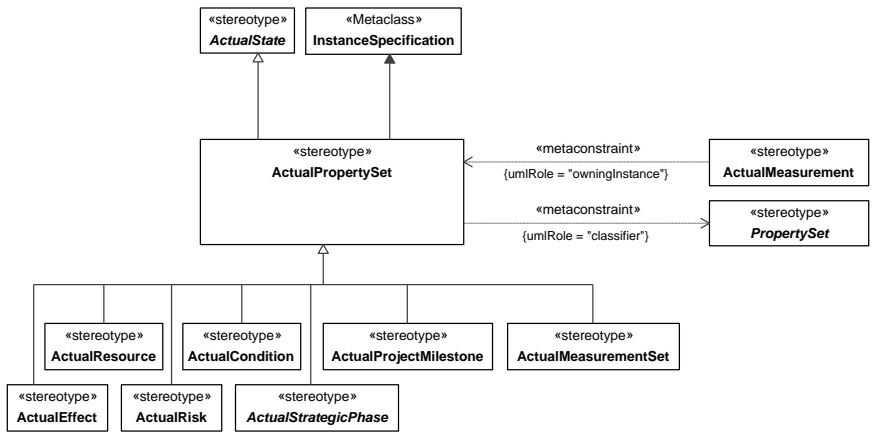


Figure 3-9 - ActualPropertySet

Constraints

- [1] ActualPropertySet.classifier Value for the classifier metaproperty must be stereotyped by the specialization of «PropertySet».

ActualRisk

Package: [ConstraintsParameters](#)

isAbstract: No

Generalization: [ActualPropertySet](#)

Extension: InstanceSpecification

Description

An instance of a Risk. A value holder for Risk Measurements.

Commented [AM405]: [UAF12-51](#)

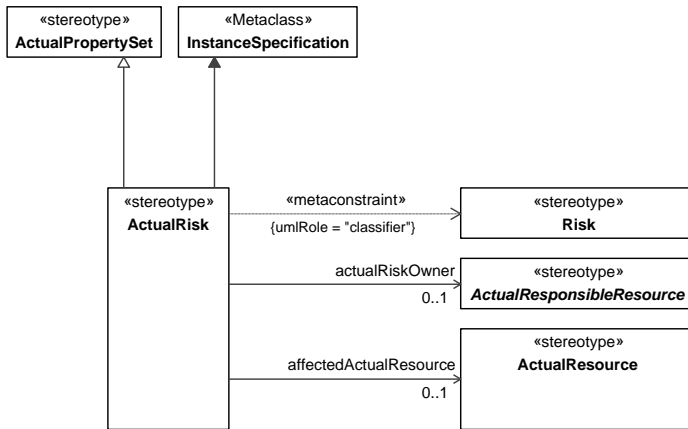


Figure 3:161 - ActualRisk

Associations

- actualRiskOwner : ActualResponsibleResource[0..1] Enables association of an ActualRisk to an actual organizational role that is responsible for executing the actual mitigation.
- affectedActualResource : ActualResource[0..1] Asserts that an ActualRisk is applicable to an ActualResource.

Constraints

[1] ActualRisk.classifier Value for the classifier metaproperty must be stereotyped by «Risk» or its specializations.

Commented [AM406]: UAF12-51

AffectableElement

Package: Parameters

isAbstract: Yes

Generalization: UAFElement

Extension: Element

Description

An abstract grouping of elements that can be affected by Risk.

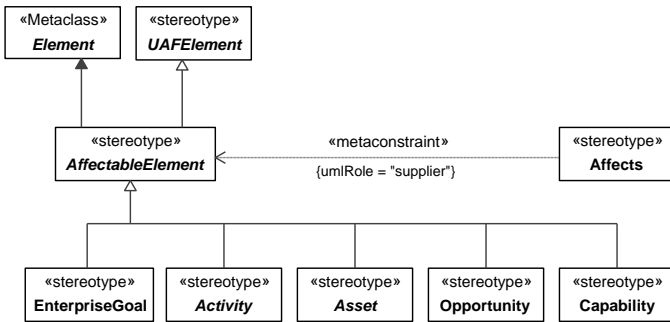


Figure 3:240 - AffectableElement

Commented [AM407]: [UAF12-51](#)

Affects

Package: [ParametersTraceability](#)

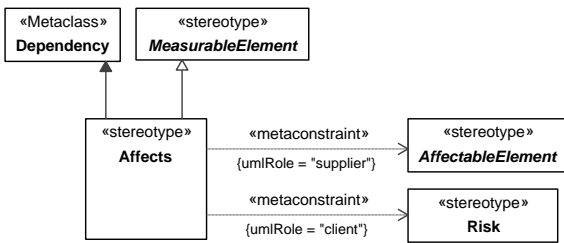
isAbstract: No

Generalization: [MeasurableElement](#)

Extension: Dependency

Description

A dependency that asserts that a Risk is applicable to an Asset.



Commented [AM409]: [UAF12-51](#)

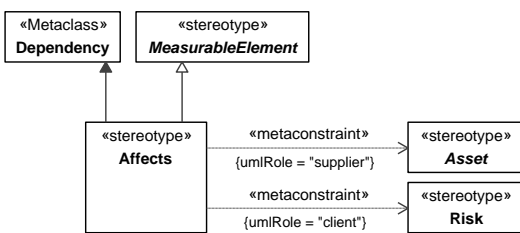


Figure 3:167 - Affects

Constraints

[1] Affects.client Value for the client metaproperty must be stereotyped «Risk» or its specializations.

[2] Affects.supplier Value for the supplier metaproperty must be stereotyped «AffectableElement Asset» or its specializations.

Commented [AM410]: [UAF12-51](#)

AffectsInContext

Package: [ParametersTraceability](#)

Commented [AM411]: [UAF12-51](#)

isAbstract: No

Generalization: [MeasurableElement](#)

Extension: Dependency

Description

A dependency that asserts that a Risk is applicable to an AssetRole in the specific context or configuration.

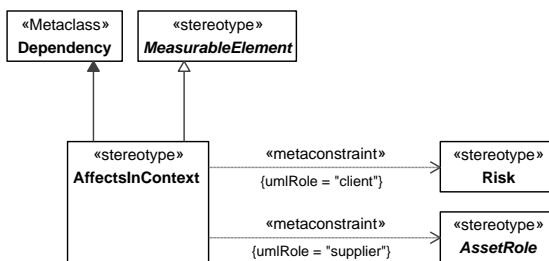


Figure 3:168 - AffectsInContext

Constraints

[1] AffectsInContext.client Value for the client metaproperty must be stereotyped «Risk» or its specializations.

[2] AffectsInContext.supplier Value for the supplier metaproperty must be stereotyped «AssetRole» or its specializations.

Condition

Package: Parameters

isAbstract: No

Generalization: [PropertySet](#), ValueType

Extension: DataType

Description

A type that defines the Location, Environment and/or GeoPoliticalExtent.

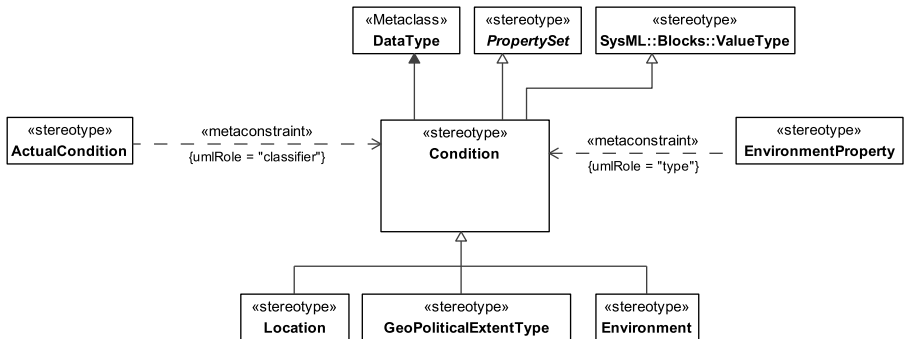


Figure 3:10 - Condition

Environment

Package: Parameters

isAbstract: No

Generalization: [Condition](#)

Extension: DataType

Description

A definition of the environmental factors in which something exists or functions. The definition of an Environment element can be further defined using -EnvironmentKind.

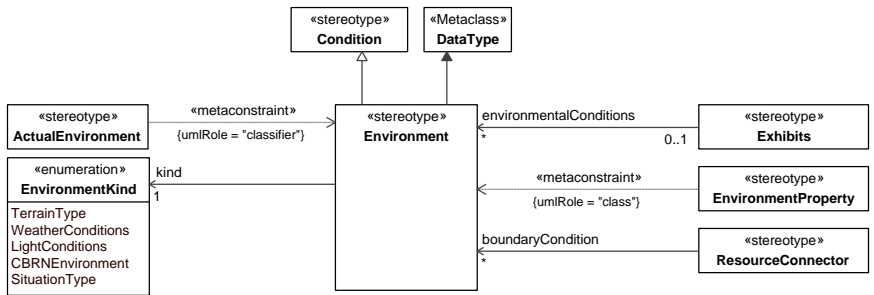


Figure 3:11 - Environment

Associations

kind : EnvironmentKind[1] Captures the kind of Environment.

EnvironmentKind

Package: Parameters

isAbstract: No

Description

Enumeration of the possible kinds of Environment. Its enumeration literals are:

- TerrainType - Indicates that the Environment associated with EnvironmentKind captures a kind of terrain used to describe the terrain state- of an environment at a particular time (e.g., muddy, frozen ground, deep snow, etc.).

- WeatherConditions - Indicates that the Environment associated with EnvironmentKind captures a kind of weather condition (e.g., Typhoon, Hurricane, Very Hot, Humid etc.).
- LightConditions - Indicates that the Environment associated with EnvironmentKind captures a kind of light condition- (e.g., broad daylight, dusk, moonlit, etc.).
- CBRNEnvironment - Indicates that the Environment associated with EnvironmentKind is of a Chemical, Biological, Radiological or Nuclear (CBRN) kind.
- SituationType - Indicates that the Environment associated with EnvironmentKind captures a kind of situation used to describe the types and levels of threat (e.g., Corrosive, Fire, Smoke, Peaceful etc.).

EnvironmentProperty

Package: Parameters

isAbstract: No

Generalization: [MeasurableElement](#)

Extension: Property

Description

A property of an Environment that is typed by a -Condition. The kinds of Condition that can be represented are Location, GeoPoliticalExtentType and Environment.

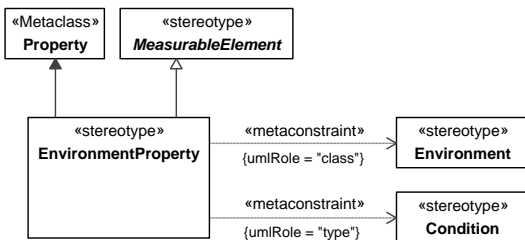


Figure 3:12 - EnvironmentProperty

Constraints

- [1] EnvironmentalProperty.class Value for the class metaproperty must be stereotyped «Environment» or its specializations.
- [2] EnvironmentalProperty.type Value for the type property must be stereotyped «Condition» or its specializations.

GeoPoliticalExtentType

Package: Parameters

isAbstract: No

Generalization: [ResourceExchangeItem](#), [OperationalExchangeItem](#), [Condition](#), [StrategicExchangeItem](#)

Extension: DataType

Description

A type of geospatial extent whose boundaries are defined by declaration or agreement by political parties.

Commented [AM412]: [UAF12-52](#)

Commented [AM413]: [UAF12-52](#)

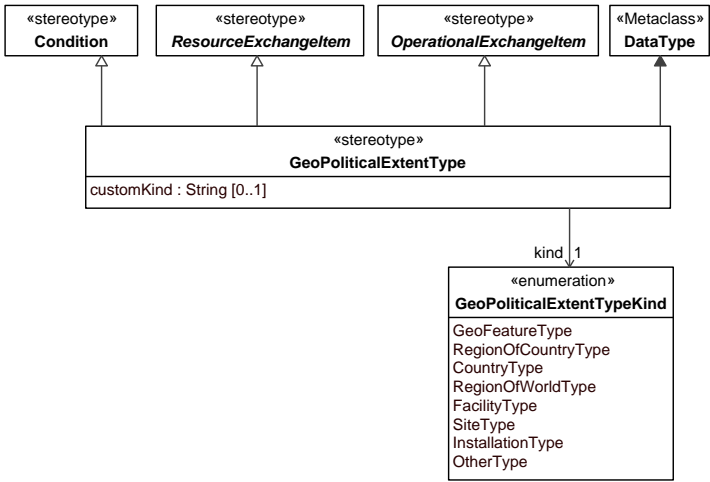
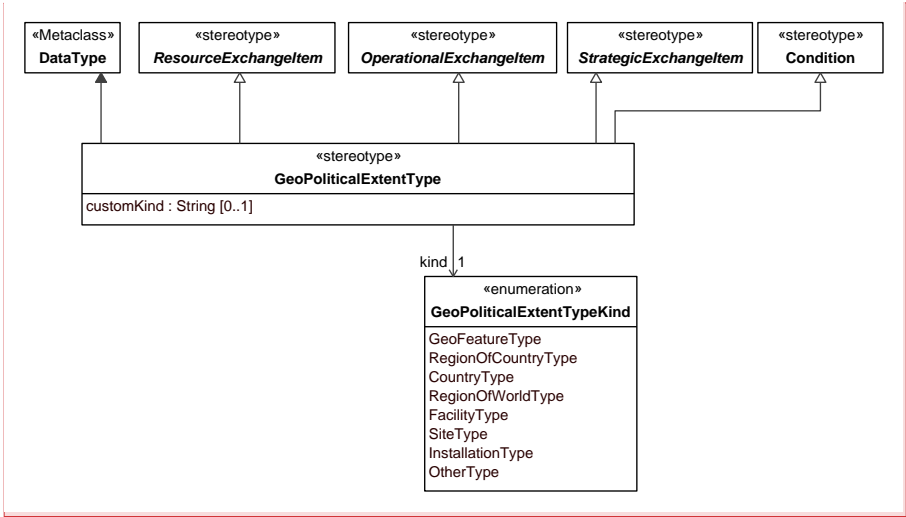


Figure 3:13 - GeoPoliticalExtentType

Attributes

`customKind : String[0..1]` Captures the kind of GeopoliticalExtentType if the GeoPoliticalExtentTypeKind has been set to "OtherType".

Associations

`kind : GeoPoliticalExtentTypeKind[1]` Captures the kind of GeopoliticalExtentType.

GeoPoliticalExtentTypeKind

Package: Parameters

isAbstract: No

Description

Enumeration of the possible kinds of GeoPoliticalExtentType. Its enumeration literals are:

- GeoFeatureType - Indicates that the GeoPoliticalExtentType associated with the GeoPoliticalExtentTypeKind is a type of object that encompasses meteorological, geographic, and control features mission significance.
- RegionOfCountryType - Indicates that the GeoPoliticalExtentType associated with the GeoPoliticalExtentTypeKind is a type of large, usually continuous segment of a political state, nation or its territory.
- CountryType - Indicates that the GeoPoliticalExtentType associated with the GeoPoliticalExtentTypeKind is a type of political state, nation or its territory.
- RegionOfWorldType - Indicates that the GeoPoliticalExtentType associated with the GeoPoliticalExtentTypeKind is a type of large, usually continuous segment of a surface or space; area.
- FacilityType - Indicates that the GeoPoliticalExtentType associated with the GeoPoliticalExtentTypeKind is a type of a real property entity consisting of underlying land and one or more of the following: a building, a structure (including linear structures), a utility system, or pavement.
- SiteType - Indicates that the GeoPoliticalExtentType associated with the GeoPoliticalExtentTypeKind is a type of Physical (geographic) location that is or was owned by, leased to, or otherwise possessed. Each site is assigned to a single installation. A site may exist in one of three forms: (1) Land only, where there are no facilities present and where the land consists of either a single land parcel or two or more contiguous land parcels. (2) Facility or facilities only, where the underlying land is neither owned nor controlled by the government. A stand-alone facility can be a site. If a facility is not a stand-alone facility, it must be assigned to a site. (3) Land and all the facilities thereon, where the land consists of either a single land parcel or two or more contiguous land parcels.
- InstallationType - Indicates that the GeoPoliticalExtentType associated with the GeoPoliticalExtentTypeKind is a type of base, camp, post, station, yard, center, or other activity, including leased facilities, without regard to the duration of operational control. An installation may include one or more sites.
- OtherType - Indicates that the GeoPoliticalExtentType associated with the GeoPoliticalExtentTypeKind is a type not covered by the standard GeoPoliticalExtentTypeKinds.

Location

Package: Parameters

isAbstract: No

Generalization: [ConceptItem](#), [Condition](#)

Extension: DataType

Description

A specification of the generic area in which a LocationHolder is required to be located.

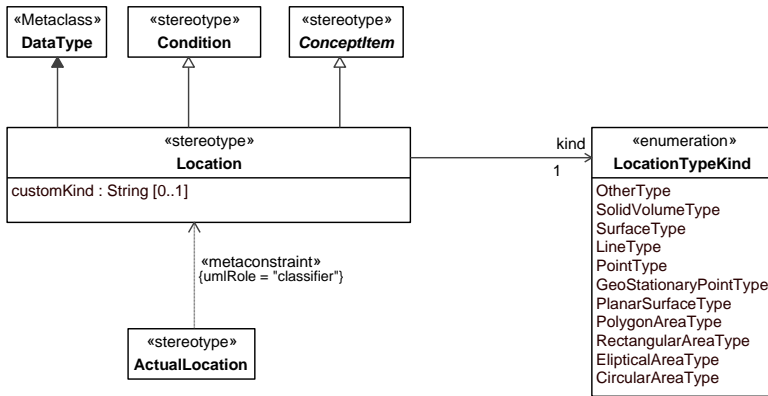


Figure 3:14 - Location

Attributes

customKind : String[0..1] Captures the kind of Location if the LocationTypeKind has been set to "OtherType".

Associations

kind : LocationTypeKind[1] Captures the kind of Location.

LocationHolder

Package: Parameters

isAbstract: Yes

Generalization: [UAFElement](#)

Extension: Element

Description

Abstract grouping used to define elements that are allowed to be associated with a Location.

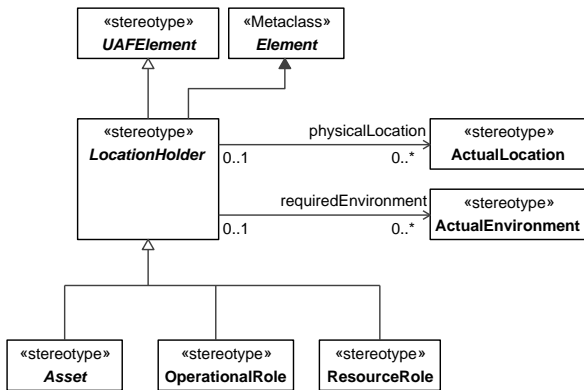


Figure 3:15 - LocationHolder

Associations

physicalLocation : ActualLocation[0..*]	Relates a LocationHolder (i.e., OperationalPerformer, OperationalRole, ResourceRole etc.) to its ActualLocation.
requiredEnvironment : ActualEnvironment[0..*]	Relates a LocationHolder- (i.e., OperationalPerformer, OperationalRole, ResourceRole etc.) to the Environment in which it is required to perform/be used.

LocationKind

Package: Parameters

isAbstract: No

Description

Enumeration of the possible kinds of location applicable to an ActualLocation. Its enumeration literals are:

- SolidVolume - Indicates that the ActualLocation associated with the LocationKind is the amount of space occupied by a three-dimensional object of definite shape; not liquid or gaseous.
- Surface - Indicates that the ActualLocation associated with the LocationKind is a portion of space having length and breadth but no thickness or regards to time.
- Line - Indicates that the ActualLocation associated with the LocationKind is a geometric figure formed by a point moving along a fixed direction and the reverse direction.
- Point - Indicates that the ActualLocation associated with the LocationKind is a unidimensional Individual.
- GeoStationaryPoint - Indicates that the ActualLocation associated with the LocationKind is a unidimensional Individual.
- PlanarSurface - Indicates that the ActualLocation associated with the LocationKind is a two-dimensional portion of space.
- PolygonArea - Indicates that the ActualLocation associated with the LocationKind is a space enclosed by a polygon.
- RectangularArea - Indicates that the ActualLocation associated with the LocationKind is a space enclosed by a rectangle.
- EllipticalArea - Indicates that the ActualLocation associated with the LocationKind is a space enclosed by an ellipse.
- CircularArea - Indicates that the ActualLocation associated with the LocationKind is a space enclosed by a circle.
- Other - Indicates that the ActualLocation associated with the LocationKind is a LocationKind that is not on the enumerated list.

LocationTypeKind

Package: Parameters

isAbstract: No

Description

Enumeration of the possible kinds of location type that are applicable to a Location. Its enumeration literals are:

- OtherType - Indicates that the Location associated with the LocationTypeKind describes a type of is a LocationKindType that is not on the enumerated list.
- SolidVolumeType - Indicates that the Location associated with the LocationTypeKind describes a type of amount of space occupied by a three-dimensional object of definite shape; not liquid or gaseous.
- SurfaceType - Indicates that the Location associated with the LocationTypeKind describes a type of portion of space having length and breadth but no thickness or regards to time.
- LineType - Indicates that the Location associated with the LocationTypeKind describes a type of geometric figure formed by a point moving along a fixed direction and the reverse direction.
- PointType - Indicates that the Location associated with the LocationTypeKind describes a type of unidimensional Individual.
- GeoStationaryPointType - Indicates that the Location associated with the LocationTypeKind describes a type of unidimensional Individual.
- PlanarSurfaceType - Indicates that the Location associated with the LocationTypeKind describes a type of is a two-dimensional portion of space.

- PolygonAreaType - Indicates that the Location associated with the LocationTypeKind describes a type of space enclosed by a polygon.
- RectangularAreaType - Indicates that the Location associated with the LocationTypeKind describes a type of space enclosed by a rectangle.
- EllipticalAreaType - Indicates that the Location associated with the LocationTypeKind describes a type of space enclosed by an ellipse.
- CircularAreaType - Indicates that the Location associated with the LocationTypeKind describes a type of space enclosed by a circle.

MeasurableElement

Package: Parameters


isAbstract: Yes

Generalization: [UAFElement](#)

Extension: Element

Description

Abstract grouping for elements that can be measured by applying MeasurementSets to them.



Commented [AM414]: [UAF12-49](#)
[UAF12-50](#)
[UAF12-52](#)
[UAF12-48](#)
[UAF12-33](#)
[UAF12-15](#)
[UAF12-51](#)
[UAF12-117](#)
[UAF12-10](#)
[UAF12-11](#)

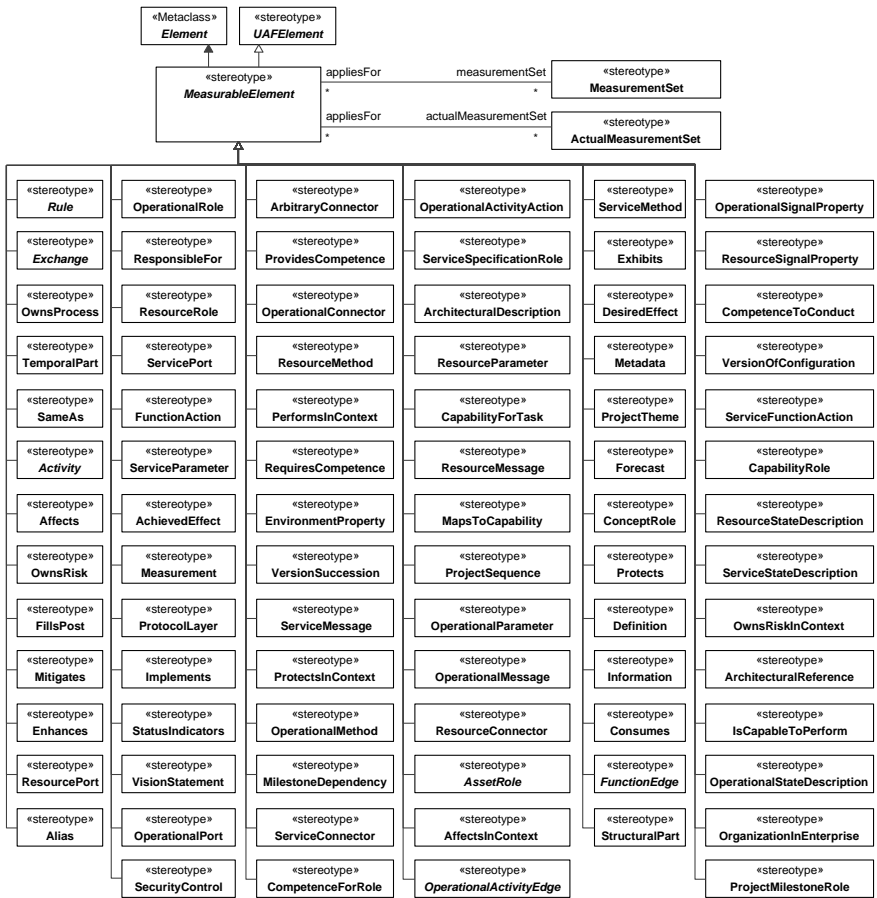


Figure 3:16 - MeasurableElement

Associations

- actualMeasurementSet : ActualMeasurementSet[*] Relates the MeasurableElement to the ActualMeasurementSet that provides its ActualMeasurements.
- measurementSet : MeasurementSet[*] Relates the MeasurableElement to the MeasurementSet that provides its Measurements by which it can be measured.

Measurement

Package: Parameters

isAbstract: No

Generalization: [MeasurableElement](#)

Extension: Property

Description

A property of an element representing something in the physical world, expressed in amounts of a unit of measure.

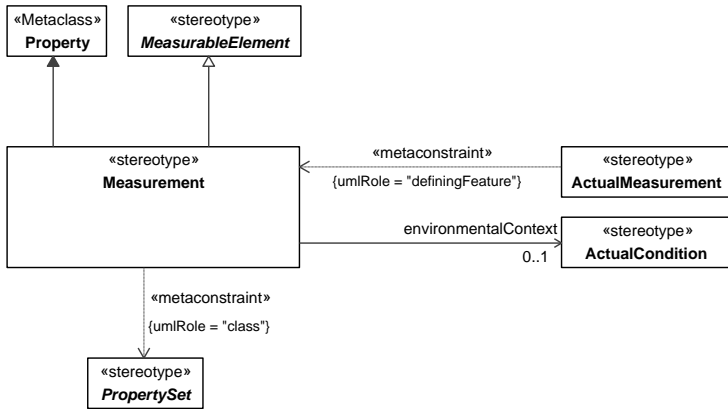


Figure 3:17 - Measurement

Associations

environmentalContext : ActualCondition[0..1] Relates the Measurement to the Condition (which provides the environmentalContext) under which the Measurement is expected to be taken.

Constraints

[1] Measurement.class Value for the class metaproperty must be stereotyped by the specialization of «PropertySet».

MeasurementSet

Package: Parameters

isAbstract: No

Generalization: [PropertySet](#), ValueType

Extension: DataType

Description

A collection of Measurements.

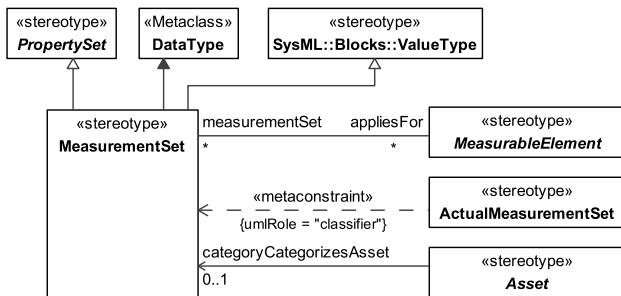


Figure 3:18 - MeasurementSet

Associations

appliesFor : MeasurableElement[*] Relates the MeasurementSet to the MeasurableElement that it is applicable to.

Mitigates

Package: [Parameters:Traceability](#)

Commented [AM415]: [UAF12-51](#)

isAbstract: No

Generalization: [MeasurableElement](#)

Extension: Dependency

Description

A dependency relating a Security Control to a Risk. Mitigation is established to manage risk and could be represented as an overall strategy or through techniques (mitigation configurations) and procedures (SecurityProcesses).

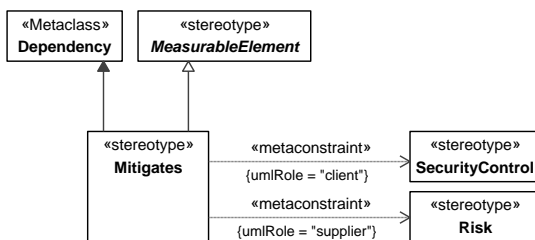


Figure 3:169 - Mitigates

Constraints

- [1] Mitigates.client Value for the client metaproperty must be stereotyped «SecurityControl» or its specializations.
- [2] Mitigates.supplier Value for the supplier metaproperty must be stereotyped «Risk» or its specializations.

OwnsRisk

Package: [Parameters:Traceability](#)

Commented [AM416]: [UAF12-51](#)

isAbstract: No

Generalization: [MeasurableElement](#), Allocate

Extension: Abstraction

Description

An abstraction relating a Risk to an organizational resource that is responsible for executing the risk mitigation.

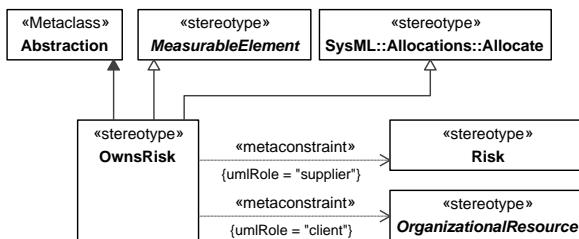


Figure 3:170 - OwnsRisk

Constraints

- [1] OwnsRisk.client Value for the client metaproperty must be stereotyped «OrganizationalResource» or its specializations.
- [2] OwnsRisk.supplier Value for the supplier metaproperty must be stereotyped «Risk» or its specializations.

OwnsRiskInContext

Package: [ParametersTraceability](#)

isAbstract: No

Generalization: [MeasurableElement](#), [Allocate](#)

Extension: Abstraction

Description

An abstraction relating a Risk to an organizational role that is responsible for executing the risk mitigation in the specific context or configuration.

Commented [AM417]: [UAF12-51](#)

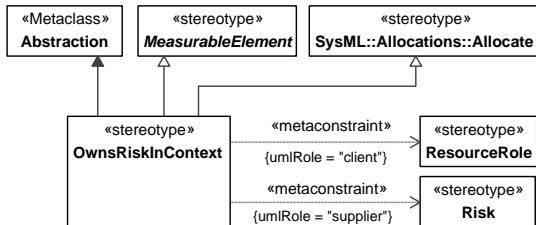


Figure 3:171 - OwnsRiskInContext

Constraints

- [1] OwnsRiskInContext.client Value for the client metaproperty must be stereotyped «ResourceRole» or its specializations.
- [2] OwnsRiskInContext.supplier Value for the supplier metaproperty must be stereotyped «Risk» or its specializations.

PropertySet

Package: Parameters

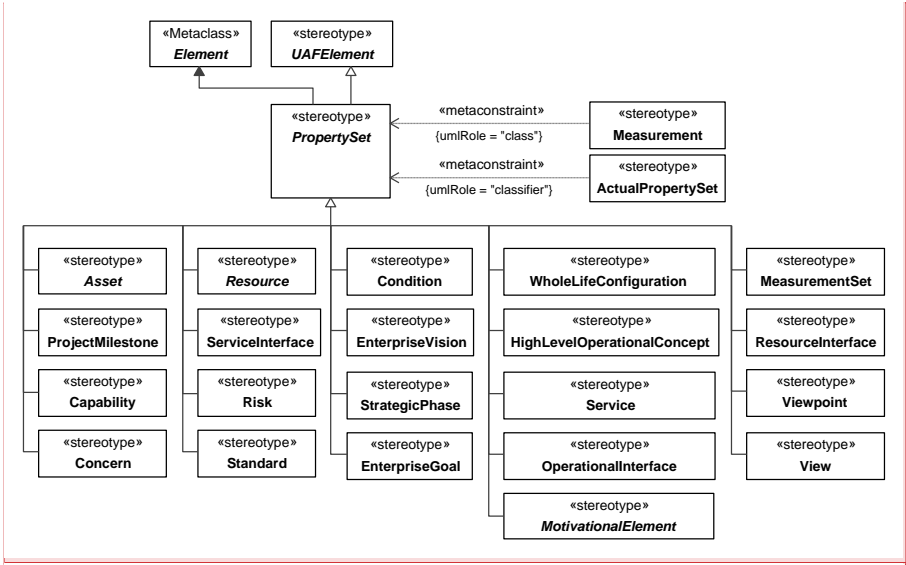
isAbstract: Yes

Generalization: [UAFElement](#)

Extension: Element

Description

An abstract grouping of architectural elements that can own Measurements.



Commented [AM418]: [UAF12-15](#)
[UAF12-50](#)
[UAF12-33](#)

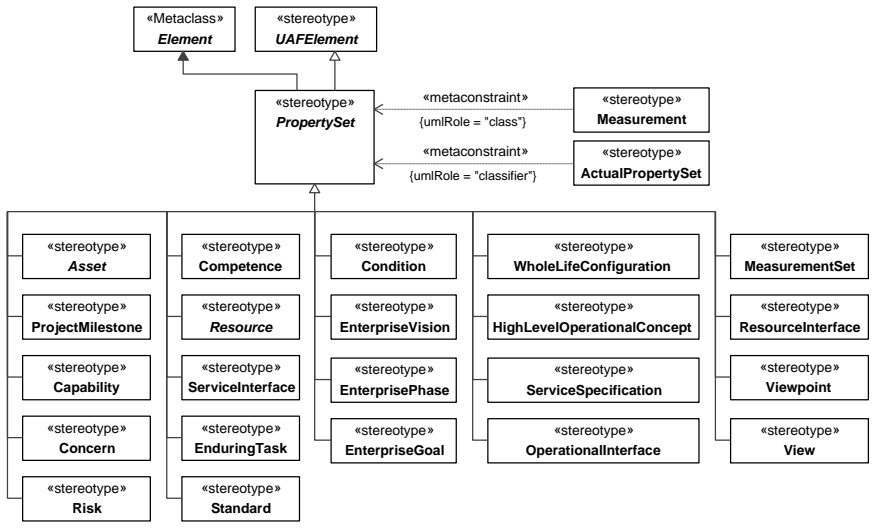


Figure 3:19 - PropertySet

Risk

Package: [ParametersConstraints](#)

isAbstract: No

[Unified Architecture Framework Modeling Language \(UAFML\) Version 1.2](#) Unified Architecture Framework Profile (UAFP) Version 1.1

Commented [AM419]: [UAF12-51](#)

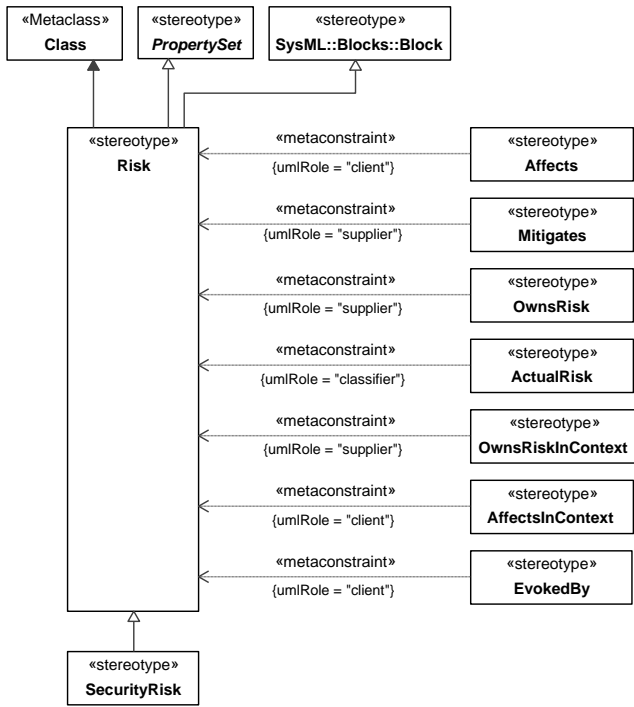
Generalization: [PropertySet](#), Block

Extension: Class

Description

A ~~type that represents a situation involving exposure to danger of AffectableElements (e.g. Assets, Processes, Capabilities, Opportunities, or Enterprise Goals) where the effects of such exposure can be characterized in terms of the likelihood of occurrence of a given threat and the potential adverse consequences of that threat's occurrence, statement of the impact of an event on Assets. It represents a constraint on an Asset in terms of adverse effects, with an associated measure. The measure is used to capture the extent to which an entity is threatened by a potential circumstance or event. Risk is typically a function of: (i) the adverse impacts that would arise if the circumstance or event occurs; and (ii) the likelihood of occurrence.~~

Commented [AM420]: [UAF12-51](#)



Commented [AM421]: [UAF12-49](#)
[UAF12-51](#)

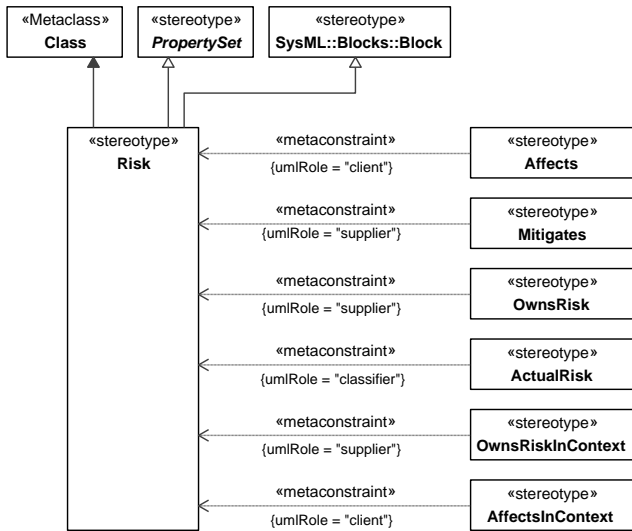


Figure 3:162 - Risk

Formatted: Caption

4. UAF View Specifications

This paragraph is intended as normative guidance for developers and users as to what UAF stereotypes and metaconstraints are applicable for each of the UAF view specifications.

4.1 View Specifications

This section describes the normative stereotypes and metaconstraints needed to define UAF view specifications.

4.1.1 View Specifications::Architecture Management

Commented [AM422]: [UAF12-54](#)

Stakeholders: Enterprise Architects, people who want to discover the architecture, Technical Managers

Concerns: Captures meta-data relevant to the entire architecture

Definition: Provide information pertinent to the entire architecture. Present supporting information rather than architectural models.

View Specifications::Architecture Management::Motivation

Stakeholders: Enterprise Architects, Enterprise Systems Engineers, Model Managers, System Architects.

Concerns: alignment of architecture with architecture heuristics, guidelines and principles.

Definition: identifies relevant architectural principles and other guidelines to be used in architecture development and evaluation.

Recommended Implementation: SysML Block Diagram, tabular format.

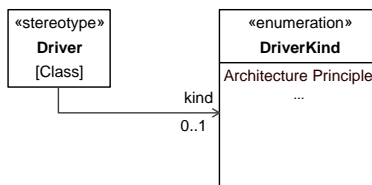


Figure 4:1 - Architecture Principles

Elements

- Driver
- DriverKind

View Specifications::Architecture Management::Structure

Stakeholders: Enterprise Architects, Model Managers, Modelers, Technical Managers.

Concerns: domains, viewpoints, aspects, model kinds, and view specifications that are used to describe the architecture.

Definition: (i) lists predefined and custom domains, model kinds, viewpoints, aspects and view specifications (ii) and identify the key stakeholders and their perspectives and concerns.

Recommended Implementation: SysML Block Definition Diagram, SysML Package Diagram.

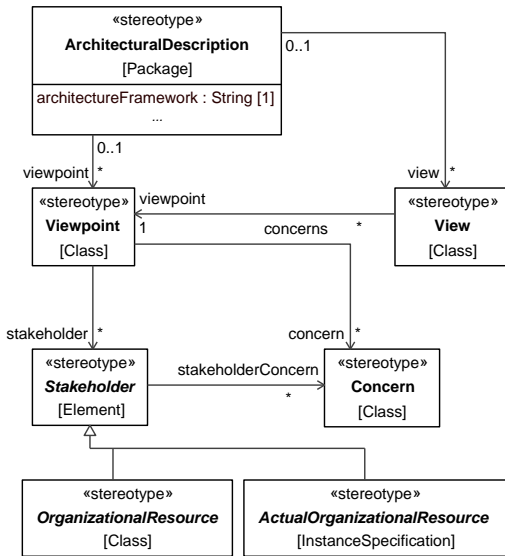


Figure 4:2 - Architecture Views

Elements

- [ActualOrganizationalResource](#)
- [ArchitecturalDescription](#)
- [Concern](#)
- [OrganizationalResource](#)
- [Stakeholder](#)
- [View](#)
- [Viewpoint](#)

View Specifications::Architecture Management::Connectivity

Stakeholders: Enterprise Architects, people who want to understand relationships to related architectural descriptions, Technical Managers.

Concerns: high-level dependencies between architectural descriptions.

Definition: depicts and analyzes all relevant dependencies between architectural descriptions, e.g., reference architectures, as-is to to-be architectures, enterprise architecture to system architectures.

Recommended Implementation: SysML Block Definition Diagram, SysML Package Diagram, matrix format.

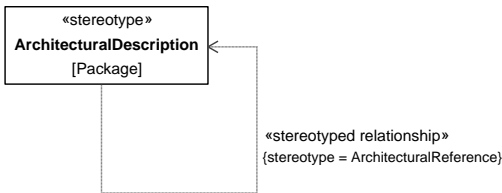


Figure 4:3 - Architecture References

Elements

- [ArchitecturalDescription](#)

View Specifications::Architecture Management::Processes

Stakeholders: Enterprise Architects, Model Managers, Modelers, Enterprise Systems Engineers.

Concerns: development sequence of models and views and how they are related to each other.

Definition: defines workflow or process steps used in managing the architecture development.

Recommended Implementation: SysML Activity Diagram, text.




Figure 4:4 - Architecture Development Method

Elements

- [ArchitecturalDescription](#)

View Specifications::Architecture Management::States

Stakeholders: Enterprise Architects, people who want to understand the architecture governance, Technical Managers.

Concerns: architecture status.

Definition: captures version number and approval workflow of the architecture. Recommended Implementation: SysML

State Machine Diagram, state table, text.

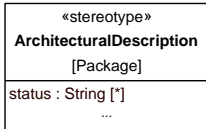


Figure 4:5 - Architecture Status

Elements

- [ArchitecturalDescription](#)

View Specifications::Architecture Management::Information

Stakeholders: Solution Providers, Systems Engineers, Software Architects, Business Architects.

Concerns: provides a central reference for a given architecture's data and metadata. It enables the set of architecture description to stand alone, with minimal reference to outside resources.

Definition: contains definitions of terms used in the given architecture. It consists of textual definitions in the form of a glossary, their taxonomies, and their metadata (i.e., data about architecture data), including metadata for any custom-tailored views. Architects should use standard terms where possible (i.e., terms from existing, approved dictionaries, glossaries, and lexicons).

Recommended Implementation: text, table format.

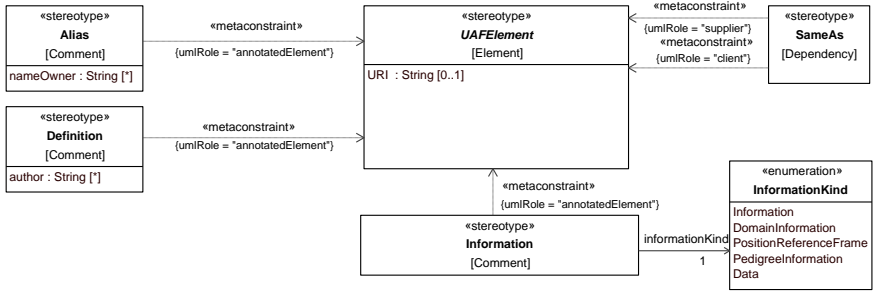


Figure 4:6 - Dictionary Elements

- [Alias](#)
- [Definition](#)
- [Information](#)
- [InformationKind](#)
- [SameAs](#)
- [UAFElement](#)

View Specifications::Architecture Management::Parameters

Stakeholders: Enterprise Architects, Enterprise Systems Engineers, Model Managers, System Architects.

Concerns: architecture parameters.

Definition: depicts and analyzes measures and measurements that are applicable to management of the architecture.

Recommended Implementation: SysML Block Definition Diagram, tabular format.

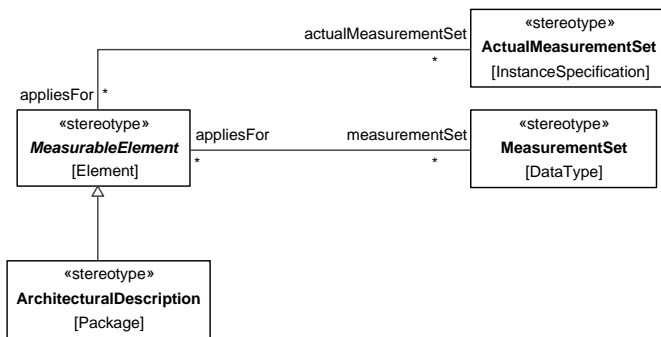


Figure 4:7 - Architecture Parameters

Elements

- [ActualMeasurementSet](#)

- [ArchitecturalDescription](#)
- [MeasurableElement](#)
- [MeasurementSet](#)

View Specifications::Architecture Management::Constraints

Stakeholders: Enterprise Architects, people who want to understand the architecture constraints, Technical Managers.

Concerns: architecture assumptions and constraints.

Definition: depicts and analyzes assumptions, constraints, rules, policy and guidance that are applicable to aspects of the architecture.

Recommended Implementation: SysML Package Diagram, tabular format.

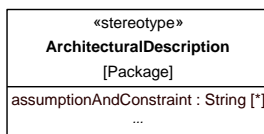


Figure 4:8 - Architecture Constraints

Elements

- [ArchitecturalDescription](#)

View Specifications::Architecture Management::Roadmap

Stakeholders: Enterprise Architects, people who want to understand the architecture development plan, Technical Managers.

Concerns: architecture release schedule.

Definition: captures project timeline for the architecture. Recommended Implementation: timeline, text.

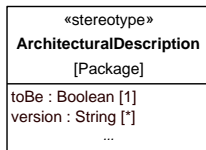


Figure 4:9 - Architecture Roadmap

Elements

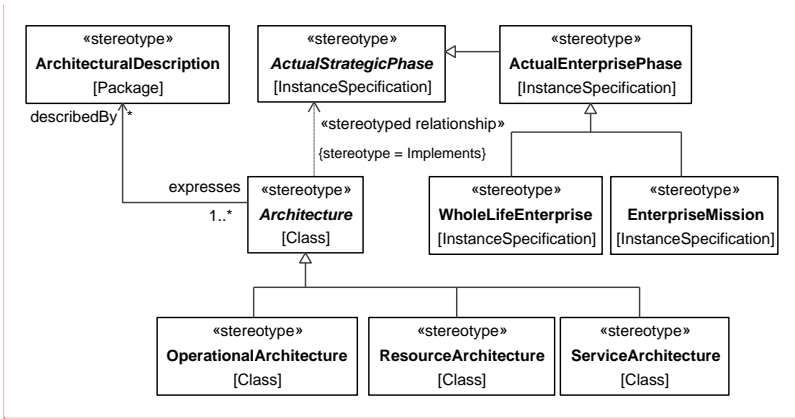
- [ArchitecturalDescription](#)

View Specifications::Architecture Management::Traceability

Stakeholders: Enterprise Architects, people who want to understand impact of change across the architecture supporting assets, Technical Managers.

Concerns: reuse of architectures.

Definition: shows references to operational, services, and resource architectures, asset libraries, legacy architectures, and external sources, e.g., documents. Recommended Implementation: SysML Block Definition Diagram, SysML Package Diagram, tabular format.



Commented [AM423]: [UAF12-15](#)

Figure 4:10 - Architecture Traceability

Elements

- [ActualEnterprisePhase](#)
- [ActualStrategicPhase](#)
- [ArchitecturalDescription](#)
- [Architecture](#)
- [EnterpriseMission](#)
- [OperationalArchitecture](#)
- [ResourceArchitecture](#)
- [ServiceArchitecture](#)
- [WholeLifeEnterprise](#)

4.1.2 View Specifications::Summary & Overview

Commented [AM424]: [UAF12-50](#)

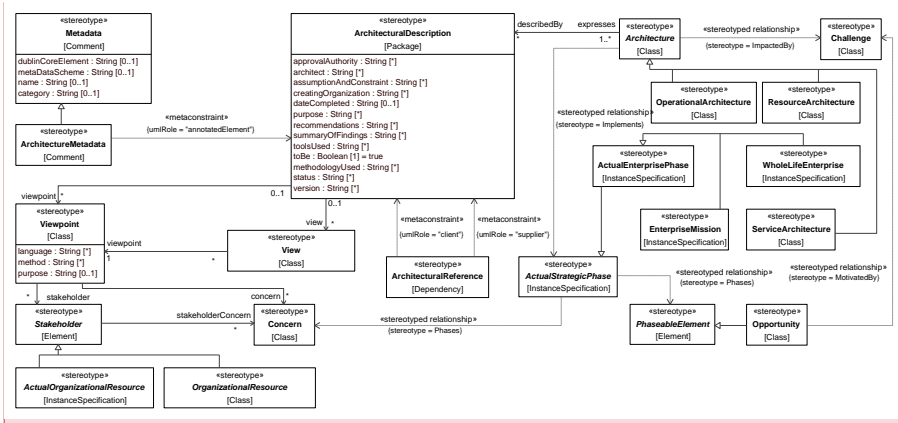
View Specifications::Summary & Overview::Summary & Overview

Stakeholders: Decision makers, Solution Providers, Systems Engineers, Software Architects, Business Architects.

Concerns: quick overview of an architecture description and summary of analysis. In the initial phases of architecture development, it serves as a planning guide. Upon completion of an architecture, it provides a summary of findings, and any conducted analysis.

Definition: provides executive-level summary information in a consistent form that allows quick reference and comparison among architectures. The Summary and Overview includes assumptions, constraints, and limitations that may affect high-level decision processes involving the architecture.

Recommended Implementation: text, free form diagram, table format.



Commented [AM425]: [UAF12-49](#)
[UAF12-50](#)
[UAF12-33](#)
[UAF12-15](#)
[UAF12-48](#)

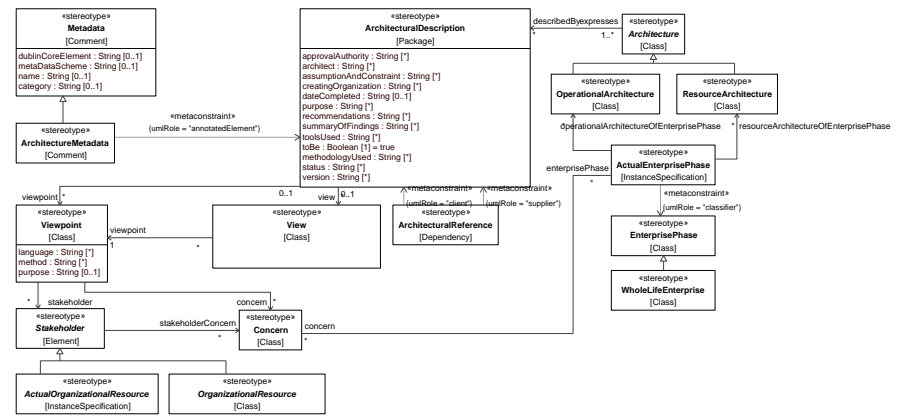


Figure 4:70 - Summary & Overview Elements

- [ActualEnterprisePhase](#)
- [ActualOrganizationalResource](#)
- [ActualStrategicPhase](#)
- [ArchitecturalDescription](#)
- [ArchitecturalReference](#)
- [Architecture](#)
- [ArchitectureMetadata](#)
- [Challenge](#)
- [Concern](#)
- [EnterpriseMission](#)
- [EnterprisePhase](#)
- [Metadata](#)
- [OperationalArchitecture](#)
- [Opportunity](#)
- [OrganizationalResource](#)

Commented [AM426]: [UAF12-15](#)

Commented [AM427]: [UAF12-50](#)

Commented [AM428]: [UAF12-48](#)

Commented [AM429]: [UAF12-15](#)

Commented [AM430]: [UAF12-49](#)

- [PhaseableElement](#)
- [ResourceArchitecture](#)
- [ServiceArchitecture](#)
- [Stakeholder](#)
- [View](#)
- [Viewpoint](#)
- [WholeLifeEnterprise](#)

Commented [AM431]: [UAF12-15](#)

Commented [AM432]: [UAF12-33](#)

4.1.14.1.3 View Specifications::Strategic

Stakeholders: Capability Portfolio Managers.

Concerns: capability management process.

Definition: describe capability taxonomy, composition, dependencies and evolution.

View Specifications::Strategic::Motivation

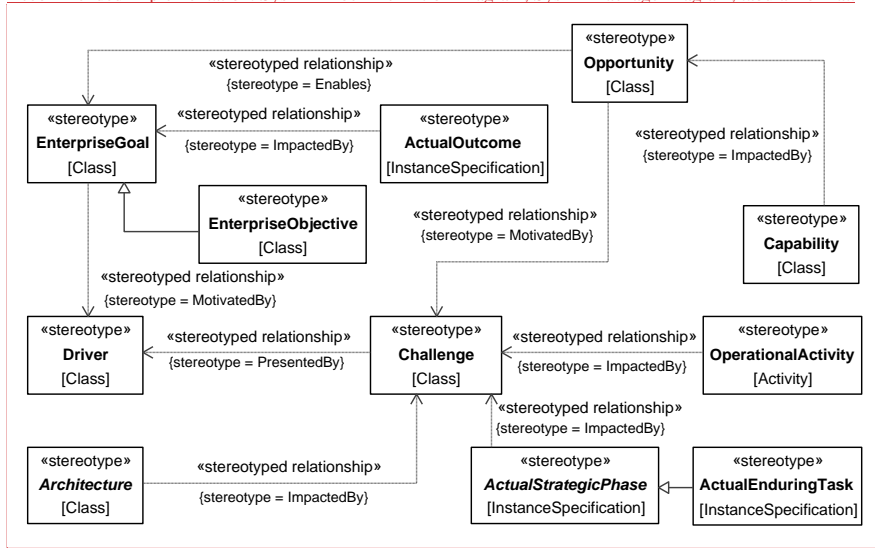
Commented [AM433]: [UAF12-50](#)

Stakeholders: Enterprise Architects, Portfolio Managers, Enterprise Systems Engineers, Program Managers.

Concerns: architecture drivers, challenges, opportunities, capabilities that address opportunities, phases and architectures that address challenges.

Definition: identifies and defines the drivers, challenges, and opportunities that are applicable to the architecture, defines the desired outcomes, goals and objectives that are motivated by the drivers, and the opportunities that enable the goals and objectives.

Recommended Implementation: SysML Block Definition Diagram, SysML Package Diagram, tabular format.



Commented [AM434]: [UAF12-117](#)

Figure 4:12 - Strategic Motivation

Elements

- [ActualEnduringTask](#)
- [ActualOutcome](#)
- [ActualStrategicPhase](#)
- [Architecture](#)

- [Capability](#)
- [Challenge](#)
- [Driver](#)
- [EnterpriseGoal](#)
- [EnterpriseObjective](#)
- [OperationalActivity](#)
- [Opportunity](#)

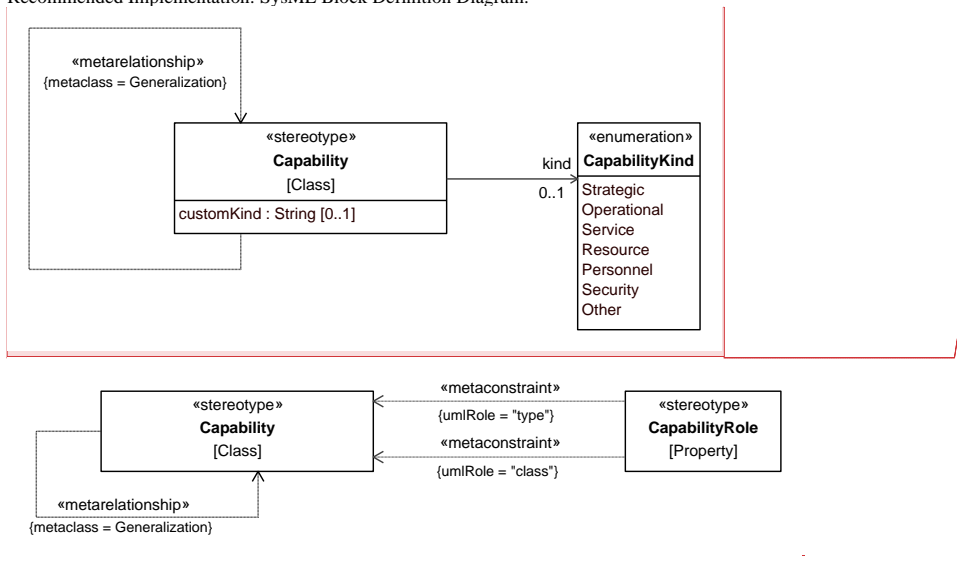
View Specifications::Strategic::Taxonomy

Stakeholders: PMs, Enterprise Architects, Executives.

Concerns: capability needs.

Definition: shows the taxonomy of capabilities.

Recommended Implementation: SysML Block Definition Diagram.



Commented [AM435]: [UAF12-17](#)

Figure 4:1 - Strategic Taxonomy

Elements

- [Capability](#)
- [CapabilityKind](#)
- [CapabilityRole](#)

Commented [AM436]: [UAF12-17](#)

View Specifications::Strategic::Structure

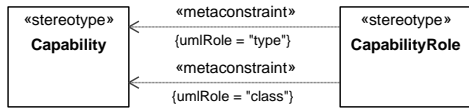
Stakeholders: ~~Program/Project Managers, Portfolio Managers, Enterprise Architects, Executives~~ PMs, Enterprise Architects, Executives.

Concerns: ~~capability composition~~ capability needs.

Definition: ~~shows the composition of capabilities~~ shows the relationship between Enterprise Phases and the Capabilities that are intended to be developed during the enterprise phases, and the organizations involved in the enterprise.

Recommended Implementation: SysML Block Definition Diagram.

Commented [AM437]: [UAF12-15](#)



Commented [AM438]: [UAF12-15](#)

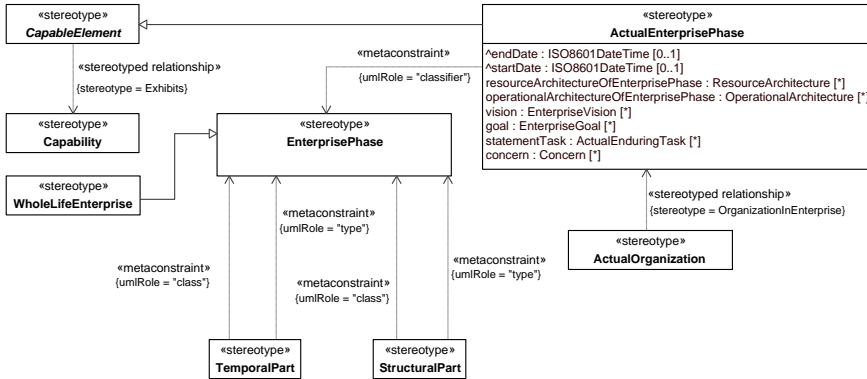


Figure 4:2 - Strategic Structure Elements

- [Capability](#)
- [CapabilityRole](#)
- [ActualEnterprisePhase](#)
- [ActualOrganization](#)
- [Capability](#)
- [CapableElement](#)
- [EnterprisePhase](#)
- [StructuralPart](#)
- [TemporalPart](#)
- [WholeLifeEnterprise](#)

Commented [AM439]: [UAF12-15](#)

View Specifications::Strategic::Connectivity

Stakeholders: PMs, Executives, Enterprise Architects.

Concerns: capability dependencies.

Definition: describes the dependencies between planned capabilities.

Recommended Implementation: SysML Block Definition Diagram. SysML Internal Block Diagram.

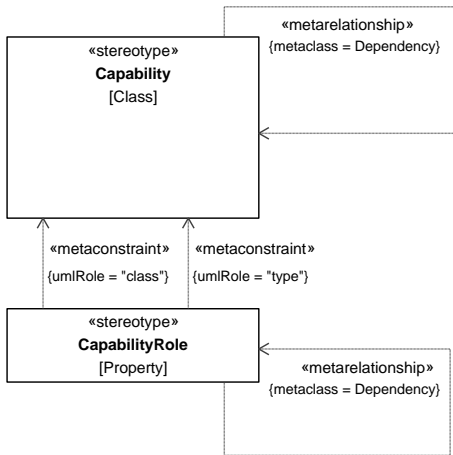


Figure 4:3 - Strategic Connectivity

Elements

- [Capability](#)
- [CapabilityRole](#)

View Specifications::Strategic::Processes

Stakeholders: Program/Project Managers, Portfolio Managers, Enterprise Architects, Executives.

Concerns: capability phasing.

Definition: shows the relationship between strategic phases and the Capabilities that are intended to be developed during the strategic phases, and the actual organizations involved.

Recommended Implementation: SysML Block Definition Diagram.

Commented [AM440]: [UAF12-15](#)
[UAF12-117](#)

View Specifications::Strategic::States

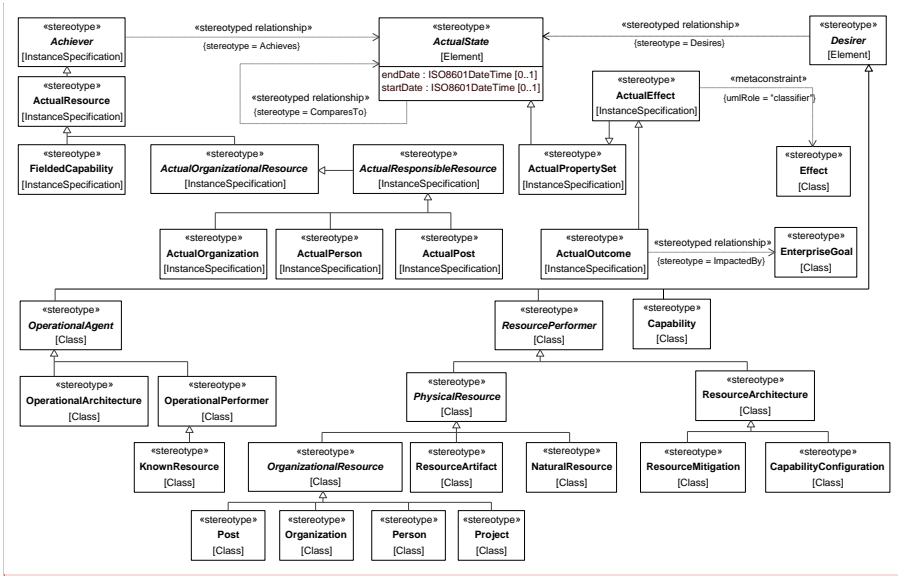
Stakeholders: Program/Project Managers, Portfolio Managers, Enterprise Architects~~PMs, Enterprise Architects,~~

Concerns: effects that the implementation(s) of capabilities are expected to deliver.

Definition: captures the relationships between capability(ies) and desired effect(s) that implementation(s) of capability(ies) should achieve.

Recommended Implementation: SysML Block Definition Diagram.

Commented [AM441]: [UAF12-48](#)



Commented [AM442]: [UAF12-48](#)
[UAF12-11](#)

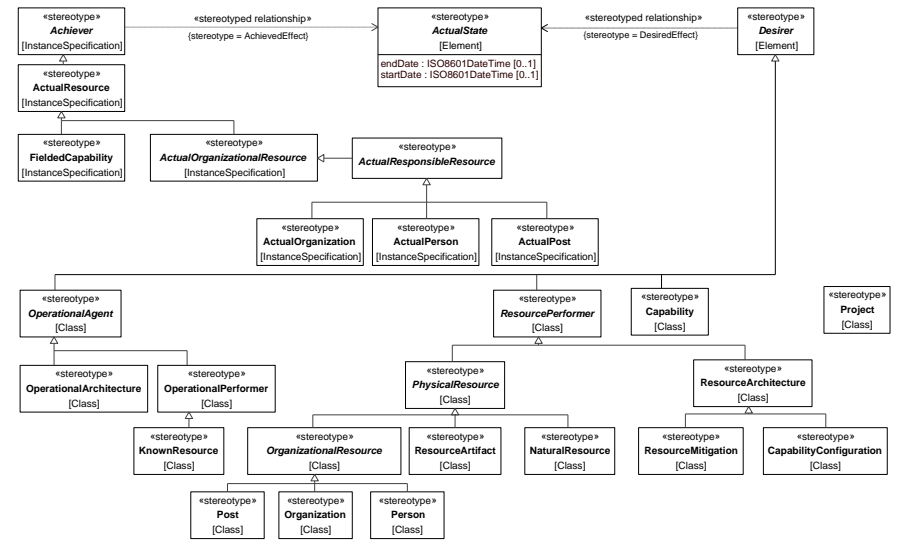


Figure 4:4 - Strategic States Elements

- [Achiever](#)
- [ActualEffect](#)

Commented [AM443]: [UAF12-48](#)

- [ActualOrganization](#)
- [ActualOrganizationalResource](#)
- [ActualOutcome](#)
- [ActualPerson](#)
- [ActualPost](#)
- [ActualPropertySet](#)
- [ActualResource](#)
- [ActualResponsibleResource](#)
- [ActualState](#)
- [Capability](#)
- [CapabilityConfiguration](#)
- [Desirer](#)
- [Effect](#)
- [EnterpriseGoal](#)
- [FieldedCapability](#)
- [KnownResource](#)
- [NaturalResource](#)
- [OperationalAgent](#)
- [OperationalArchitecture](#)
- [OperationalPerformer](#)
- [Organization](#)
- [OrganizationalResource](#)
- [Person](#)
- [PhysicalResource](#)
- [Post](#)
- [Project](#)
- [ResourceArchitecture](#)
- [ResourceArtifact](#)
- [ResourceMitigation](#)
- [ResourcePerformer](#)

Commented [AM444]: [UAF12-48](#)

Commented [AM445]: [UAF12-48](#)

Commented [AM446]: [UAF12-48](#)

View Specifications::Strategic::Information

Commented [AM447]: [UAF12-52](#)

Stakeholders: Enterprise Architects, Portfolio Managers, Enterprise Systems Engineers, Business Managers.

Concerns: information that can be considered to be an enterprise strategic asset that can influence achievement of enterprise goals.

Definition: identifies and defines strategic information elements and their relationships that are applicable to the architecture.

Recommended Implementation: SysML Block Definition Diagram, tabular format.

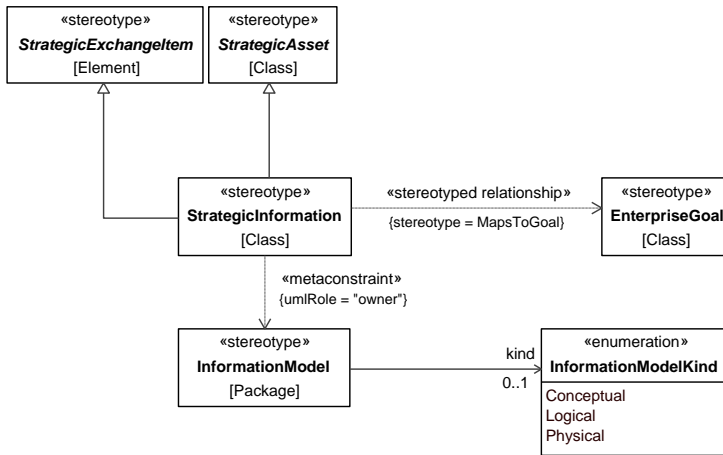


Figure 4:18 - Strategic Information

Elements

- [EnterpriseGoal](#)
- [InformationModel](#)
- [InformationModelKind](#)
- [StrategicAsset](#)
- [StrategicExchangeItem](#)
- [StrategicInformation](#)

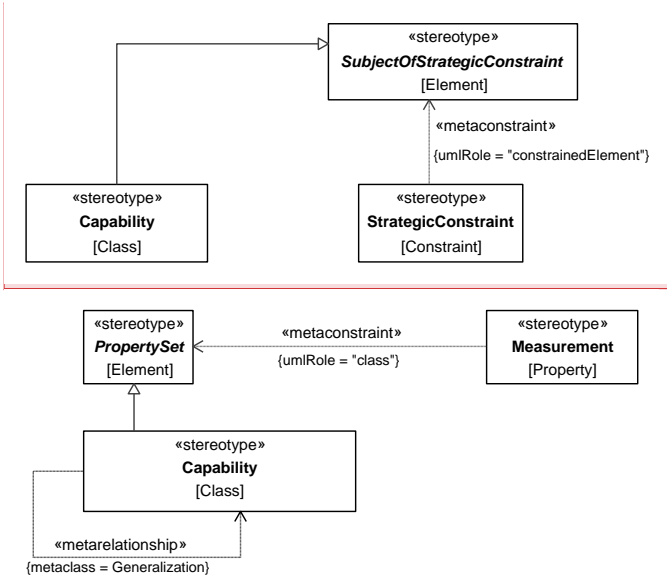
View Specifications::Strategic::Constraints

Stakeholders: PMs, Enterprise Architects.

Concerns: capability constraints.

Definition: details the measurements that set performance requirements constraining capabilities.

Recommended Implementation: tabular format, SysML Block Definition Diagram.



Commented [AM448]: [UAF12-118](#)

Figure 4:5 - Strategic Constraints

Elements

- [Capability](#)
- [StrategicConstraint](#)
- [SubjectOfStrategicConstraint](#)
- [Measurement](#)
- [PropertySet](#)

Commented [AM449]: [UAF12-118](#)

View Specifications::Strategic::Roadmap

Stakeholders: PMs, Executives, Enterprise Architects.
 Concerns: capability deployment to organizations over time.
 Definition: addresses the deployment of capability(ies) to actual organizations over time.
 Recommended Implementation: timeline, tabular format, SysML Block Definition Diagram.

Commented [AM450]: UAF12-15

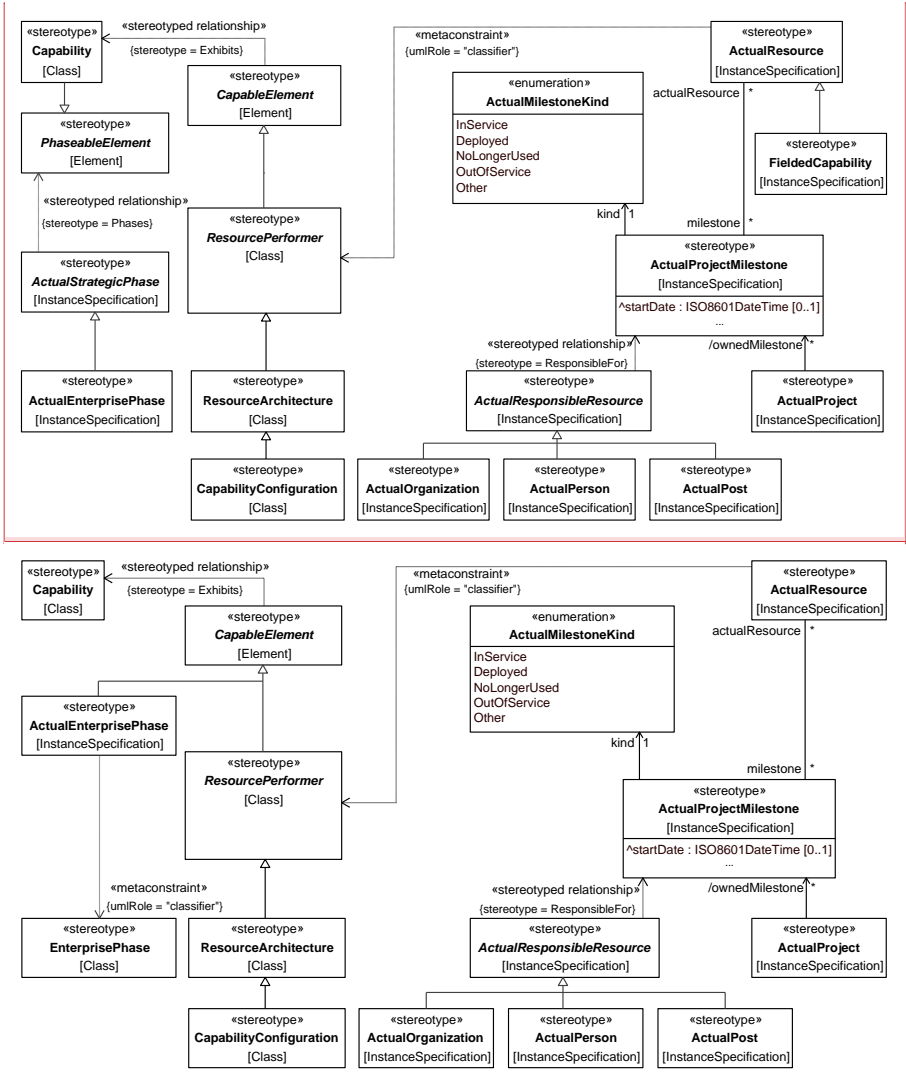


Figure 4:6 - Strategic Roadmap: Deployment Elements

- [ActualEnterprisePhase](#)
- [ActualMilestoneKind](#)
- [ActualOrganization](#)
- [ActualPerson](#)
- [ActualPost](#)

- [ActualProject](#)
- [ActualProjectMilestone](#)
- [ActualResource](#)
- [ActualResponsibleResource](#)
- [Capability](#)
- [CapabilityConfiguration](#)
- [CapableElement](#)
- [FieldedCapability](#)
- [PhaseableElement](#)
- [EnterprisePhase](#)
- [ResourceArchitecture](#)
- [ResourcePerformer](#)

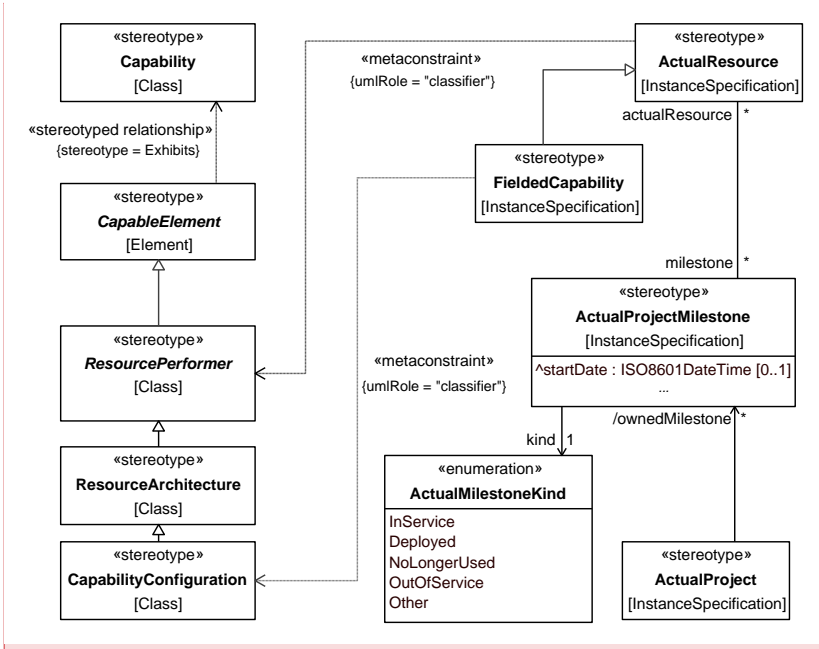
Stakeholders: PMs, Executives, Enterprise Architects.

Concerns: capability(ies) achievement over time.

Definition: the planned achievement of capability(ies) at different points in time or during specific periods of time.

Recommended Implementation: timeline, tabular format, SysML Block Definition Diagram.

Commented [AM451]: [UAF12-15](#)



Commented [AM452]: [UAF12-15](#)

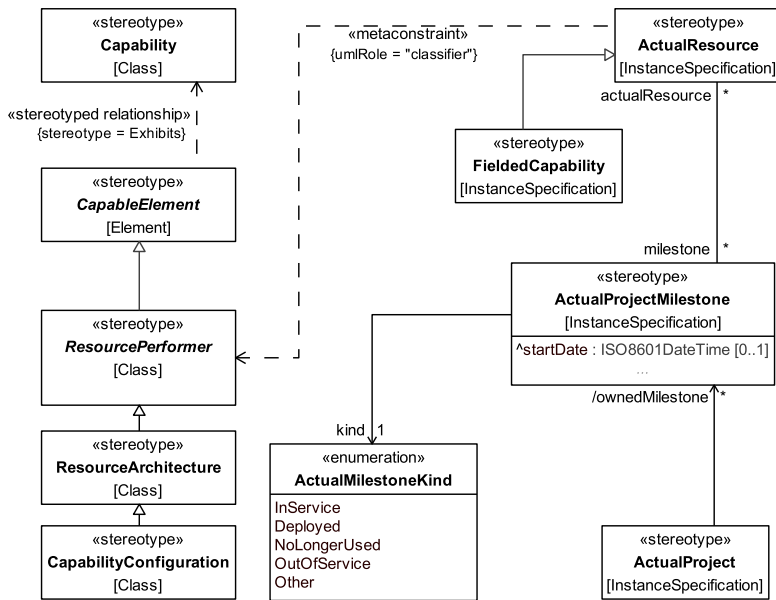


Figure 4:7 - Strategic Roadmap: Phasing Elements

- [ActualMilestoneKind](#)
- [ActualProject](#)
- [ActualProjectMilestone](#)
- [ActualResource](#)
- [Capability](#)
- [CapabilityConfiguration](#)
- [CapableElement](#)
- [FieldedCapability](#)
- [ResourceArchitecture](#)
- [ResourcePerformer](#)

View Specifications::Strategic::Traceability

Stakeholders: [Program/Project Managers](#), [Portfolio Managers](#), [Enterprise Architects](#), [Business Architects](#), [PMs](#), [Enterprise Architects](#), [Business Architects](#).

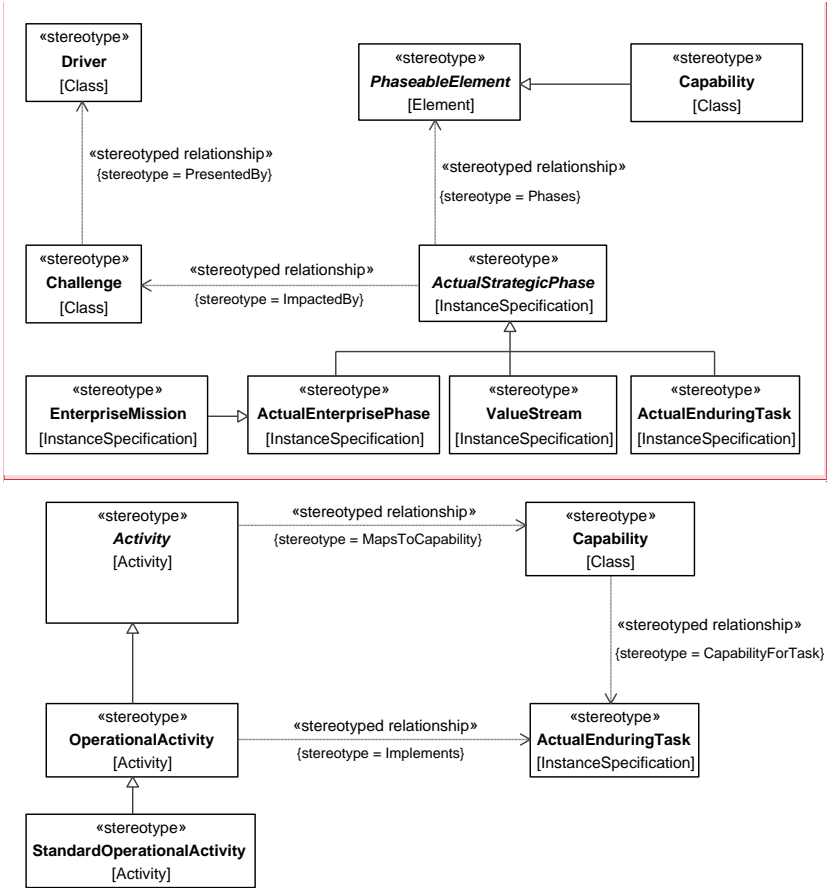
Concerns: [traceability between capabilities and phases](#), [missions](#), [value streams](#), [enduring tasks](#), [challenges](#) and [drivers](#).

Definition: describes the mapping between the capabilities required by an Enterprise and the phasing constructs and association with relevant challenges and driver [traceability between capabilities and operational activities](#).

Definition: describes the mapping between the capabilities required by an Enterprise and the supporting operational activities.

Recommended Implementation: matrix format, SysML Block Definition Diagram.

Commented [AM453]: [UAF12-50](#)



Commented [AM454]: [UAF12-50](#)
[UAF12-15](#)
[UAF12-117](#)

Figure 4:8 - Strategic Traceability Elements

- [Activity](#)
- [ActualEndingTask](#)
- [ActualEnterprisePhase](#)
- [ActualStrategicPhase](#)
- [Capability](#)
- [Challenge](#)
- [Driver](#)
- [EnterpriseMission](#)
- [PhaseableElement](#)
- [ValueStream](#)
- [OperationalActivity](#)
- [StandardOperationalActivity](#)

Commented [AM455]: [UAF12-50](#)

4.1.24.1.4 View Specifications::Operational

Stakeholders: Business Architects, Executives

Concerns: illustrate the Logical Architecture of the enterprise.

Definition: describe the requirements, operational behavior, structure, and exchanges required to support (exhibit) capabilities. Defines all operational elements in an implementation/solution independent manner.

View Specifications::Operational::Taxonomy

Stakeholders: Business Architects, Systems Engineers, Enterprise Architects, Owners responsible for Operational Agents.

Concerns: OperationalAgent types.

Definition: shows the taxonomy of types of OperationalAgents.

Recommended Implementation: SysML Block Definition Diagram, SysML Internal Block Diagram.

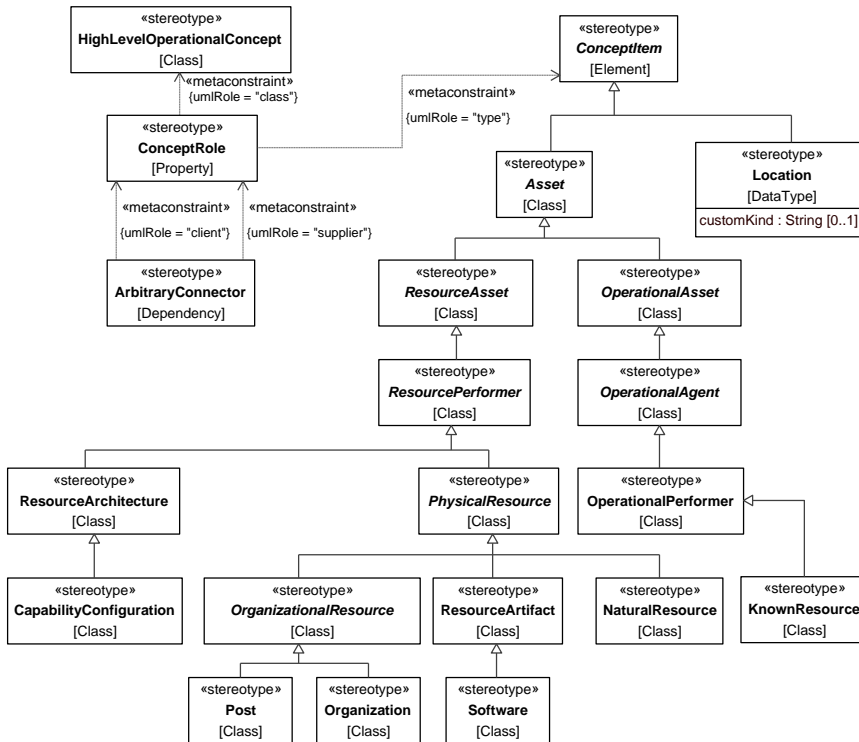


Figure 4:9 - Operational Taxonomy

Elements

- [ArbitraryConnector](#)
- [Asset](#)
- [CapabilityConfiguration](#)
- [ConceptItem](#)

- [ActualLocation](#)
- [Asset](#)
- [Capability](#)
- [CapableElement](#)
- [KnownResource](#)
- [LocationHolder](#)
- [OperationalActivity](#)
- [OperationalAgent](#)
- [OperationalArchitecture](#)
- [OperationalAsset](#)
- [OperationalPerformer](#)
- [OperationalRole](#)
- [ProblemDomain](#)

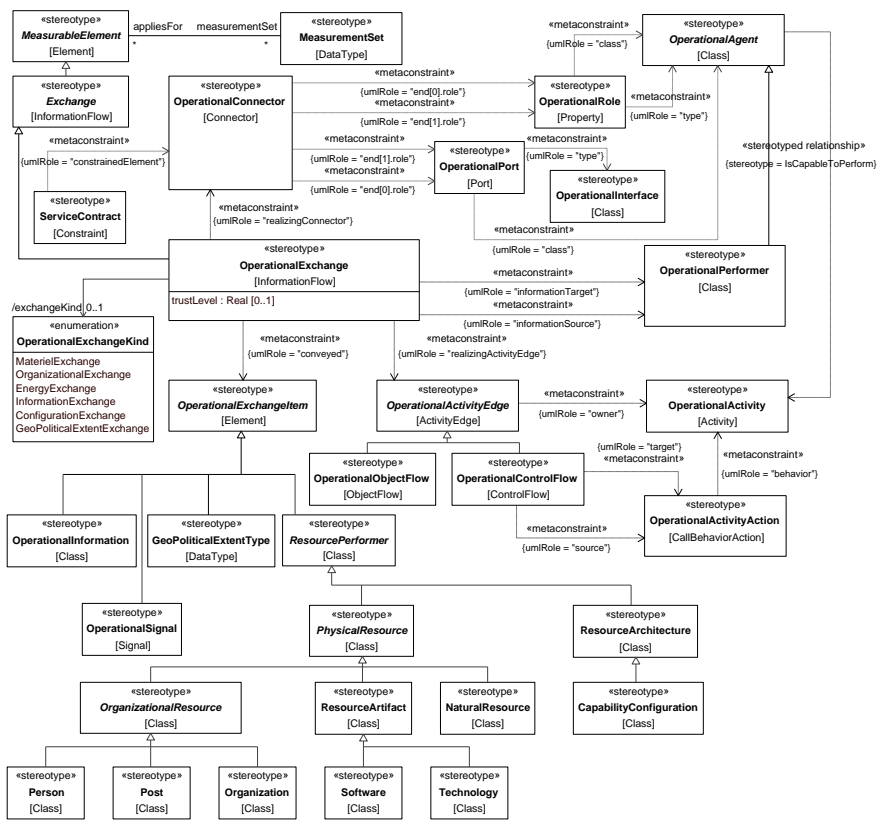
View Specifications::Operational::Connectivity

Stakeholders: Systems Engineers, Architects, Solution Providers.

Concerns: capture the interfaces between OperationalPerformers.

Definition: summarizes logical exchanges between OperationalPerformers of information, systems, personnel, energy etc. and the logical activities that produce and consume them. Measurements can optionally be included.

Recommended Implementation: SysML Internal Block Diagram, tabular format.



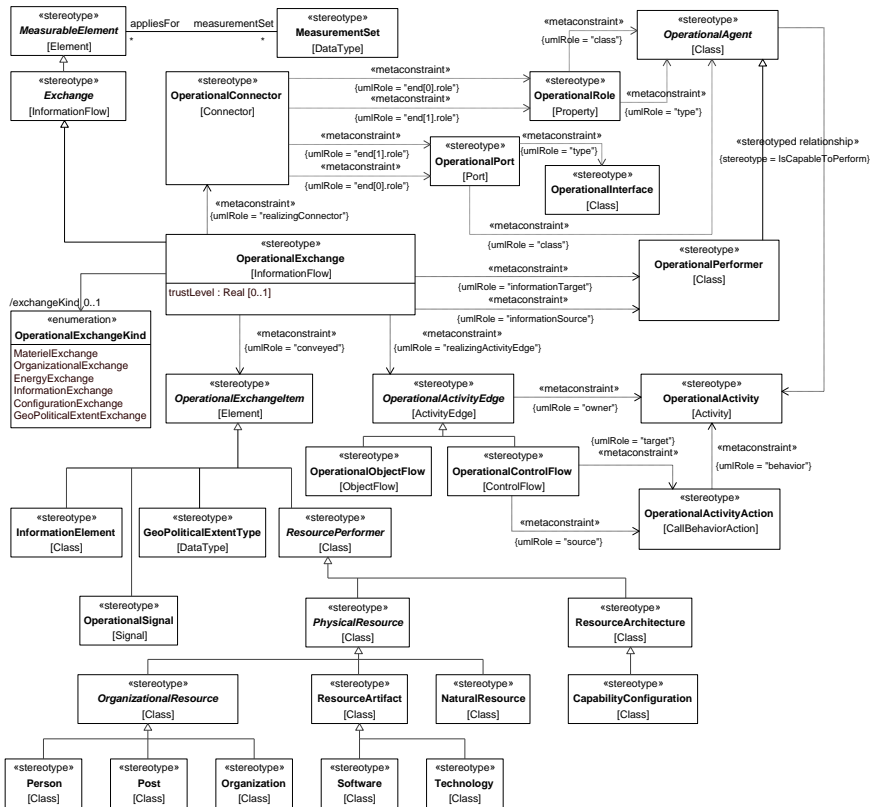


Figure 4:11 - Operational Connectivity Elements

- [CapabilityConfiguration](#)
- [Exchange](#)
- [GeoPoliticalExtentType](#)
- [InformationElement](#)
- [MeasurableElement](#)
- [MeasurementSet](#)
- [NaturalResource](#)
- [OperationalActivity](#)
- [OperationalActivityAction](#)
- [OperationalActivityEdge](#)
- [OperationalAgent](#)
- [OperationalConnector](#)
- [OperationalControlFlow](#)
- [OperationalExchange](#)
- [OperationalExchangeItem](#)

- [OperationalExchangeKind](#)
- [OperationalInterface](#)
- [OperationalObjectFlow](#)
- [OperationalPerformer](#)
- [OperationalPort](#)
- [OperationalRole](#)
- [OperationalSignal](#)
- [Organization](#)
- [OrganizationalResource](#)
- [Person](#)
- [PhysicalResource](#)
- [Post](#)
- [ResourceArchitecture](#)
- [ResourceArtifact](#)
- [ResourcePerformer](#)
- [ServiceContract](#)
- [Software](#)
- [Technology](#)

Commented [AM457]: [UAF12-33](#)

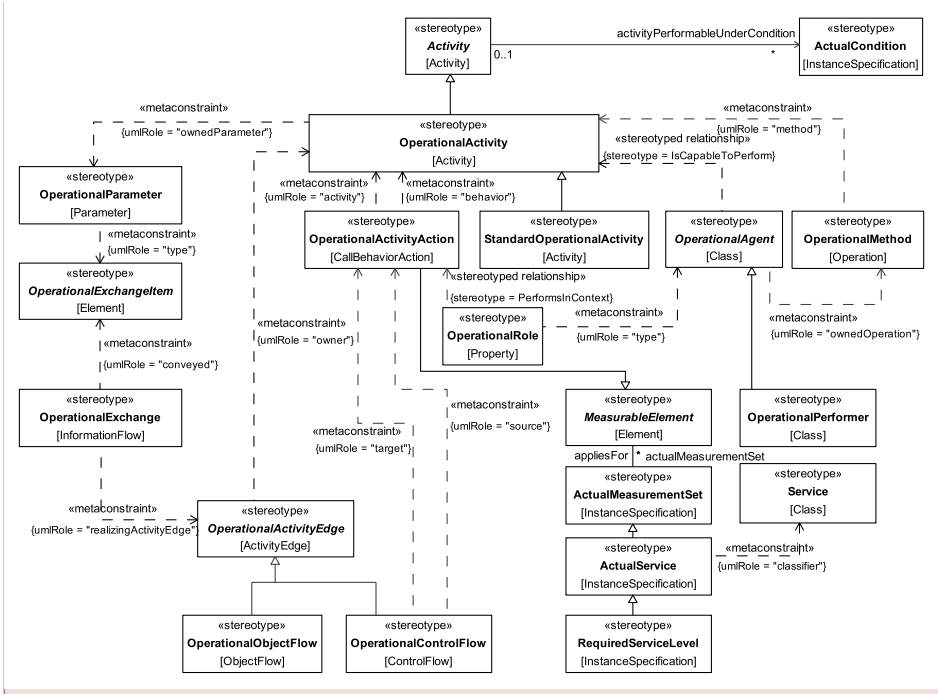
View Specifications::Operational::Processes

Stakeholders: Business Architect, Systems Engineers, Enterprise Architects

Concerns: captures activity based behavior and flows.

Definition: describes the activities that are normally conducted in the course of achieving business goals that support a capability. It describes operational activities, their Inputs/Outputs, operational activity actions and flows between them.

Recommended Implementation: SysML Activity Diagram, SysML Block Definition Diagram, BPMN Process Diagram.



Commented [AM458]: UAF12-33
UAF12-15

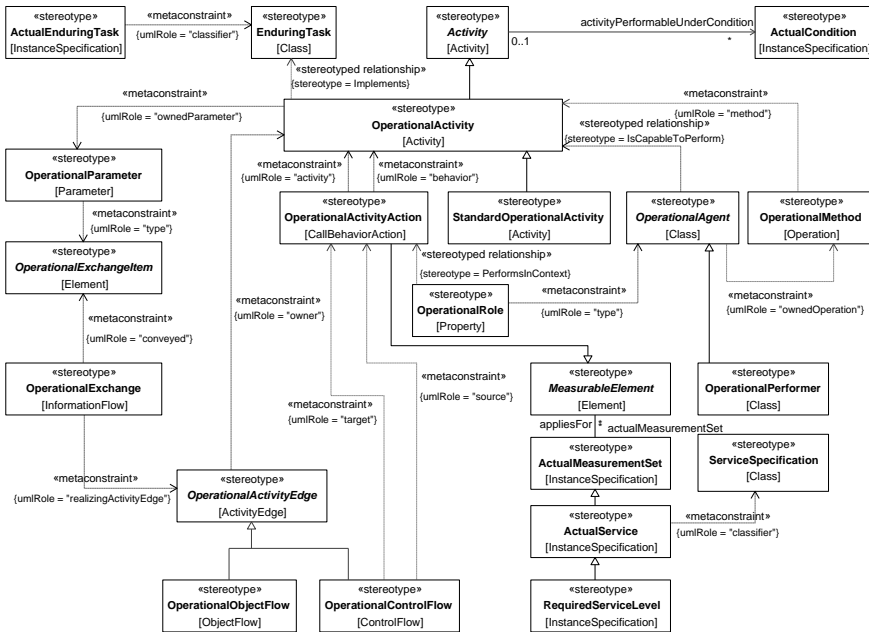


Figure 4:12 - Operational Processes Elements

- [Activity](#)
- [ActualCondition](#)
- ~~[ActualEnduringTask](#)~~
- [ActualMeasurementSet](#)
- [ActualService](#)
- ~~[EnduringTask](#)~~
- [MeasurableElement](#)
- [OperationalActivity](#)
- [OperationalActivityAction](#)
- [OperationalActivityEdge](#)
- [OperationalAgent](#)
- [OperationalControlFlow](#)
- [OperationalExchange](#)
- [OperationalExchangeItem](#)
- [OperationalMethod](#)
- [OperationalObjectFlow](#)
- [OperationalParameter](#)
- [OperationalPerformer](#)
- [OperationalRole](#)
- [RequiredServiceLevel](#)
- ~~[Service](#)~~
- ~~[ServiceSpecification](#)~~
- [StandardOperationalActivity](#)

Commented [AM459]: [UAF12-15](#)

Commented [AM460]: [UAF12-15](#)

Commented [AM461]: [UAF12-33](#)

View Specifications::Operational::States

Stakeholders: Systems Engineers, Software Engineers.

Concerns: capture state-based behavior of an operational OperationalPerformer.

Definition: it is a graphical representation of states of an operational OperationalPerformer and how that operational OperationalPerformer responds to various events and actions.

Recommended Implementation: SysML State Machine Diagram.

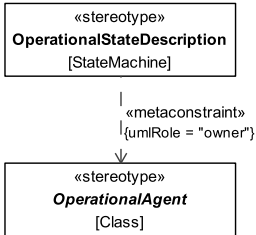


Figure 4:13 - Operational States

Elements

- [OperationalAgent](#)
- [OperationalStateDescription](#)

View Specifications::Operational::SequencesInteraction Scenarios

Stakeholders: Systems Engineers, Business Architects.

Concerns: express a time ordered examination of the operational exchanges as a result of a particular operational scenario.

Definition: provides a time-ordered examination of the operational exchanges between participating nodes (OperationalPerformer roles) as a result of a particular operational scenario.

Commented [AM462]: [UAF12-59](#)

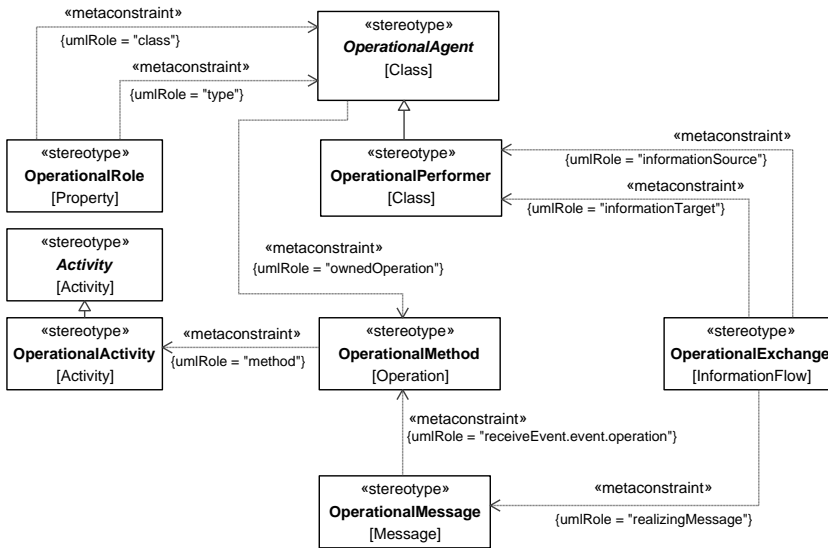


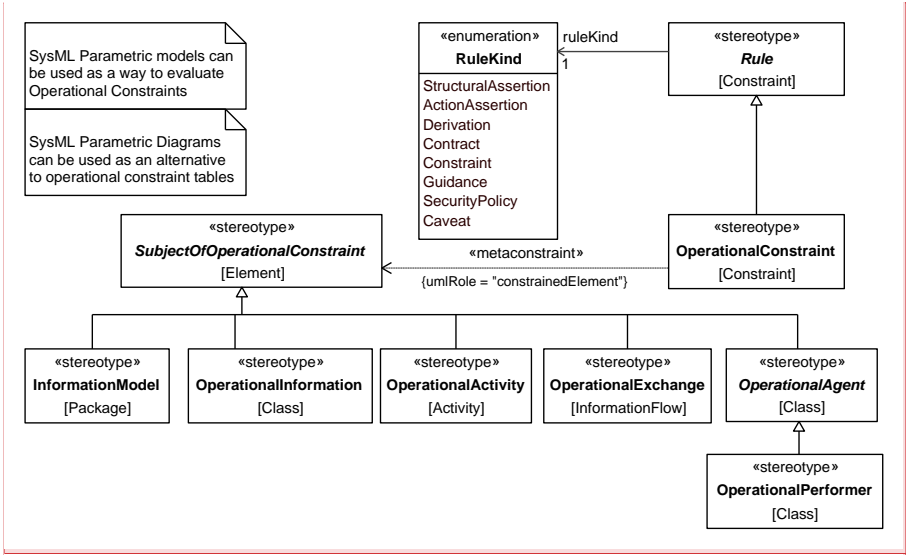
Figure 4:14 - Operational SequencesInteraction Scenarios Elements

Commented [AM463]: UAF12-59

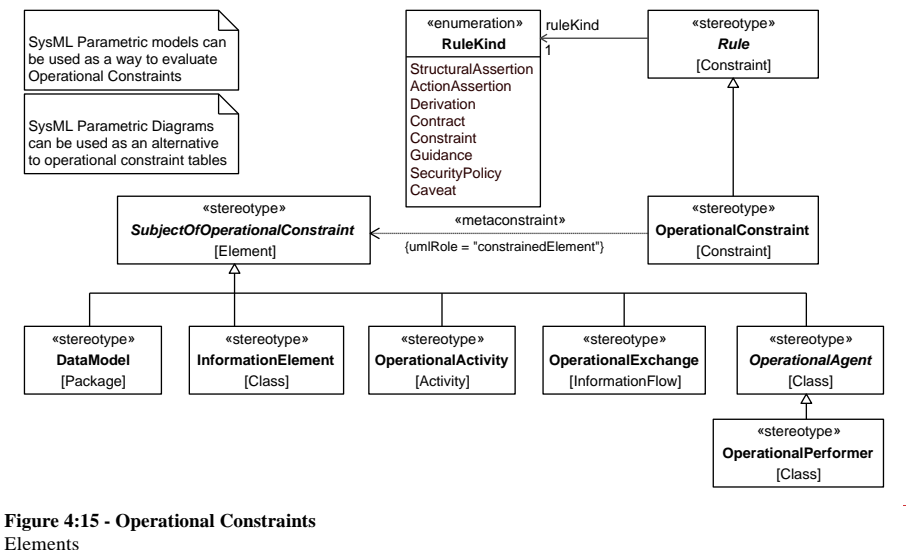
- [Activity](#)
- [OperationalActivity](#)
- [OperationalAgent](#)
- [OperationalExchange](#)
- [OperationalMessage](#)
- [OperationalMethod](#)
- [OperationalPerformer](#)
- [OperationalRole](#)

View Specifications::Operational::Constraints

Stakeholders: Systems Engineers, Architects, Program Sponsors
 Concerns: define operational limitations, constraints and performance parameters for the enterprise.
 Definition: specifies traditional textual operational or business rules that are constraints on the way that business is done in the enterprise. The addition of SysML parametrics provides a computational means of defining operational constraints across the enterprise or within a specific operational context.
 Recommended Implementation: tabular format, SysML Block Definition Diagram, SysML Parametric Diagram.



Commented [AM464]: [UAF12-33](#)



Commented [AM465]: [UAF12-33](#)

Figure 4:15 - Operational Constraints

- Elements
- [InformationModel](#)
 - [DataModel](#)
 - [InformationElement](#)
 - [OperationalActivity](#)
 - [OperationalAgent](#)

- [OperationalConstraint](#)
- [OperationalExchange](#)
- [OperationalInformation](#)
- [OperationalPerformer](#)
- [Rule](#)
- [RuleKind](#)
- [SubjectOfOperationalConstraint](#)

Commented [AM466]: [UAF12-33](#)

View Specifications::Operational::Traceability

Stakeholders: PMs, Enterprise Architects, Business Architects.

Concerns: traceability between capabilities and operational activities and capabilities and operational agents.

Definition: describes the mapping between the capabilities required by an Enterprise and the supporting operational activities and operational agents.

Recommended Implementation: matrix format, SysML Block Definition Diagram.

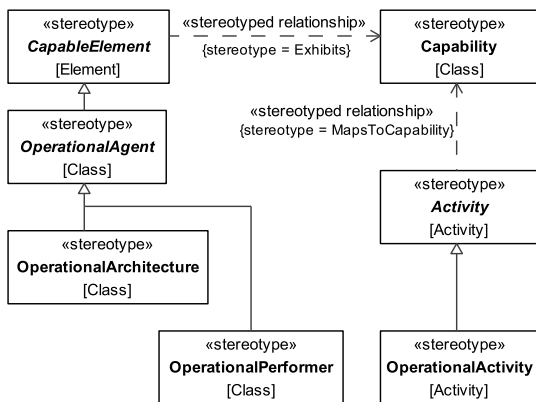


Figure 4:16 - Operational Traceability

Elements

- [Activity](#)
- [Capability](#)
- [CapableElement](#)
- [OperationalActivity](#)
- [OperationalAgent](#)
- [OperationalArchitecture](#)
- [OperationalPerformer](#)

4.1.34.1.5 View Specifications::Services

Stakeholders: Enterprise Architects, Solution Providers, Systems Engineers, Software Architects, Business Architects.

Concerns: specifications of services required to exhibit a Capability.

Definition: shows Service Specifications and required and provided service levels of these specifications required to exhibit a Capability or to support an Operational Activity.

View Specifications::Services::Taxonomy

Stakeholders: Enterprise Architects, Solution Providers, Systems Engineers, Software Architects, Business Architects.
Concerns: service specification types and required and provided service levels of these types.

Definition: shows the taxonomy of types of services and the level of service that they are expected to provide or are required to meet through the display of aActual mMeasurements associated with the Provided and Required Service Level.

Recommended Implementation: SysML Block Definition Diagram.

Commented [AM467]: [UAF12-33](#)

Commented [AM468]: [UAF12-33](#)

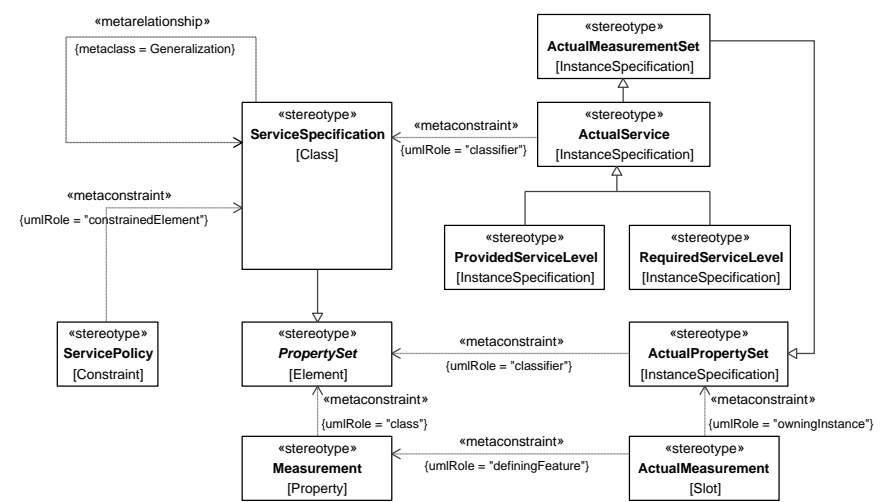
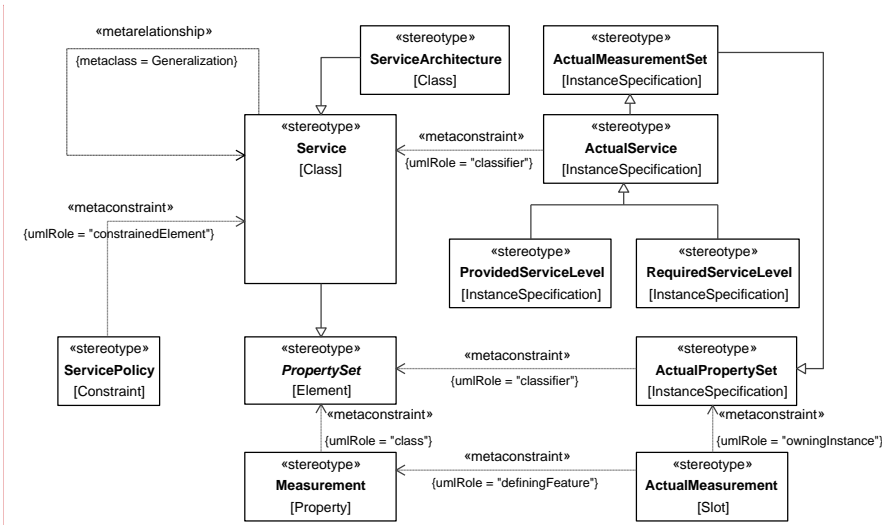


Figure 4:17 - Services Taxonomy Elements

- [ActualMeasurement](#)
- [ActualMeasurementSet](#)
- [ActualPropertySet](#)
- [ActualService](#)
- [Measurement](#)

- [PropertySet](#)
- [ProvidedServiceLevel](#)
- [RequiredServiceLevel](#)
- [Service](#)
- [ServiceArchitecture](#)
- [ServicePolicy](#)
- [ServiceSpecification](#)

Commented [AM470]: [UAF12-33](#)

Commented [AM471]: [UAF12-33](#)

View Specifications::Services::Structure

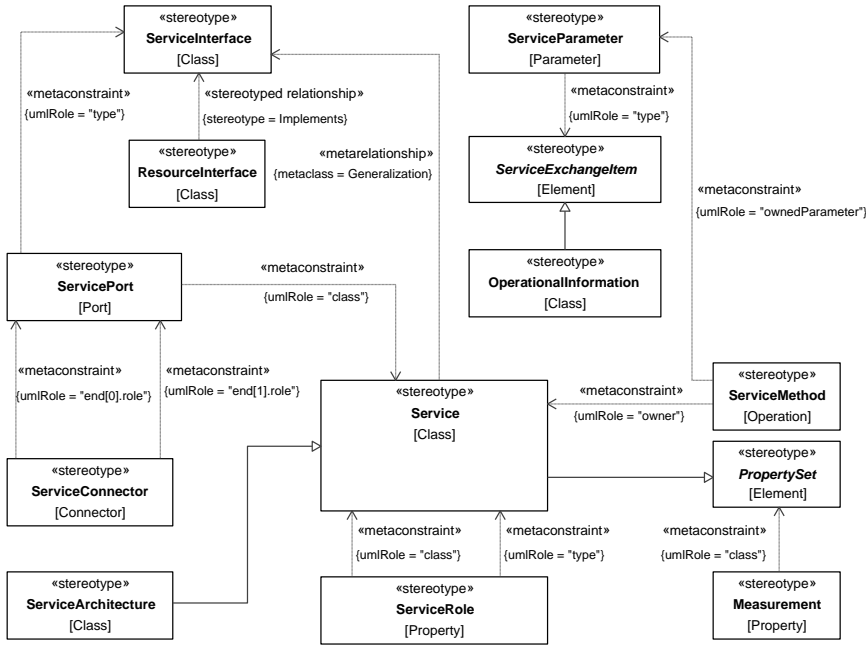
Stakeholders: Solution Providers, Systems Engineers, Software Architects, Business Architects.

Concerns: combination of services required to exhibit a capability.

Definition: shows the composition of services and how services are combined into a higher level service required to exhibit a capability or support an operational activity.

Recommended Implementation: SysML Block Definition Diagram, SysML Internal Block Diagram.

Commented [AM472]: [UAF12-33](#)



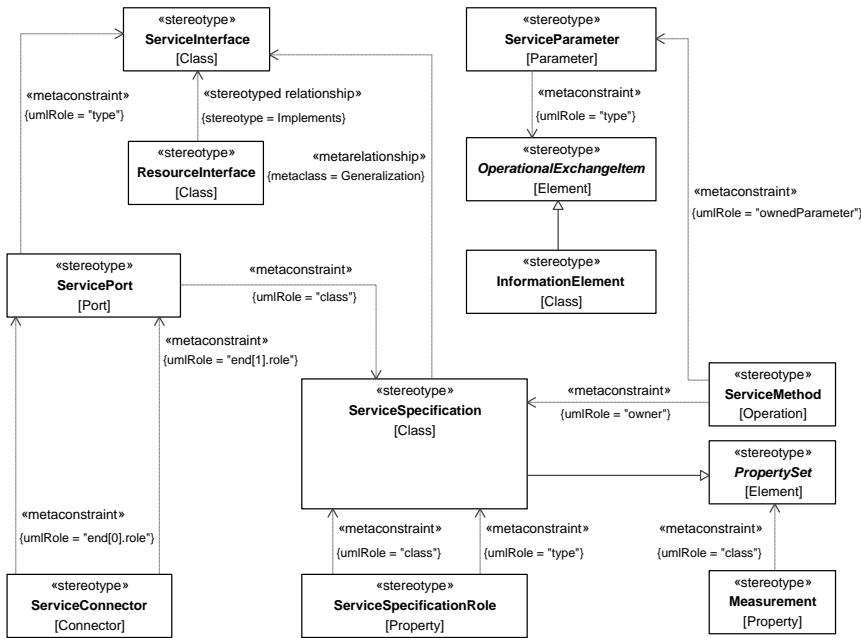


Figure 4:18 - Services Structure Elements

- [InformationElement](#)
- [Measurement](#)
- [OperationalInformation](#)
- [OperationalExchangeItem](#)
- [PropertySet](#)
- [ResourceInterface](#)
- [Service](#)
- [ServiceConnector](#)
- [ServiceExchangeItem](#)
- [ServiceInterface](#)
- [ServiceMethod](#)
- [ServiceParameter](#)
- [ServicePort](#)
- [ServiceSpecification](#)
- [ServiceSpecificationRole](#)

Commented [AM473]: [UAF12-33](#)

View Specifications::Services::Connectivity

Stakeholders: Solution Providers, Systems Engineers, Software Architects, Business Architects.

Concerns: interoperability among services

Definition: specifies service interfaces, e.g., provided and required service methods, signal receptions, and/or flow properties, to ensure compatibility and reusability of services.

Recommended Implementation: SysML Block Definition Diagram, SysML Internal Block Diagram, tabular format.

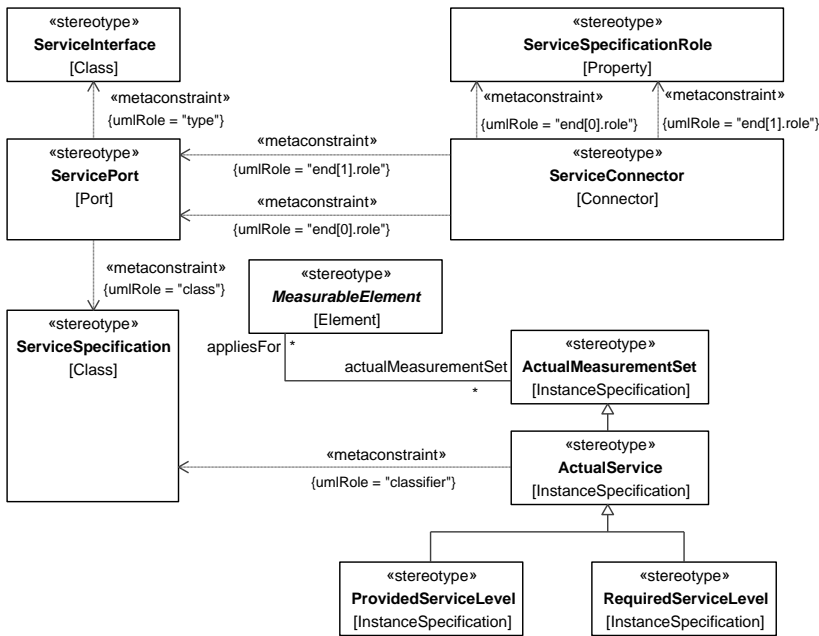
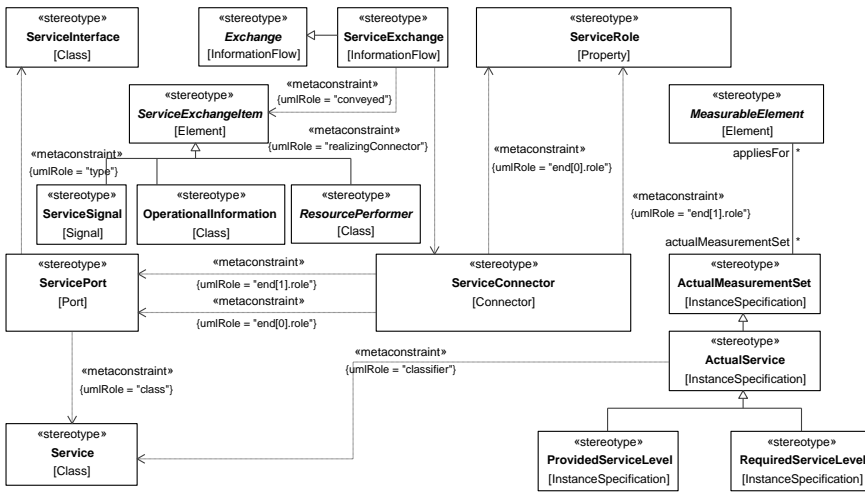


Figure 4:19 - Services Connectivity Elements

- [ActualMeasurementSet](#)
- [ActualService](#)
- [MeasurableElement](#)
- [OperationalInformation](#)
- [ProvidedServiceLevel](#)
- [RequiredServiceLevel](#)
- [ResourcePerformer](#)
- [Service](#)
- [ServiceConnector](#)
- [ServiceExchange](#)
- [ServiceExchangeItem](#)
- [ServiceInterface](#)
- [ServicePort](#)
- [ServiceRole](#)
- [ServiceSignal](#)
- [ServiceSpecification](#)
- [ServiceSpecificationRole](#)

Commented [AM475]: [UAF12-33](#)

View Specifications::Services::Processes

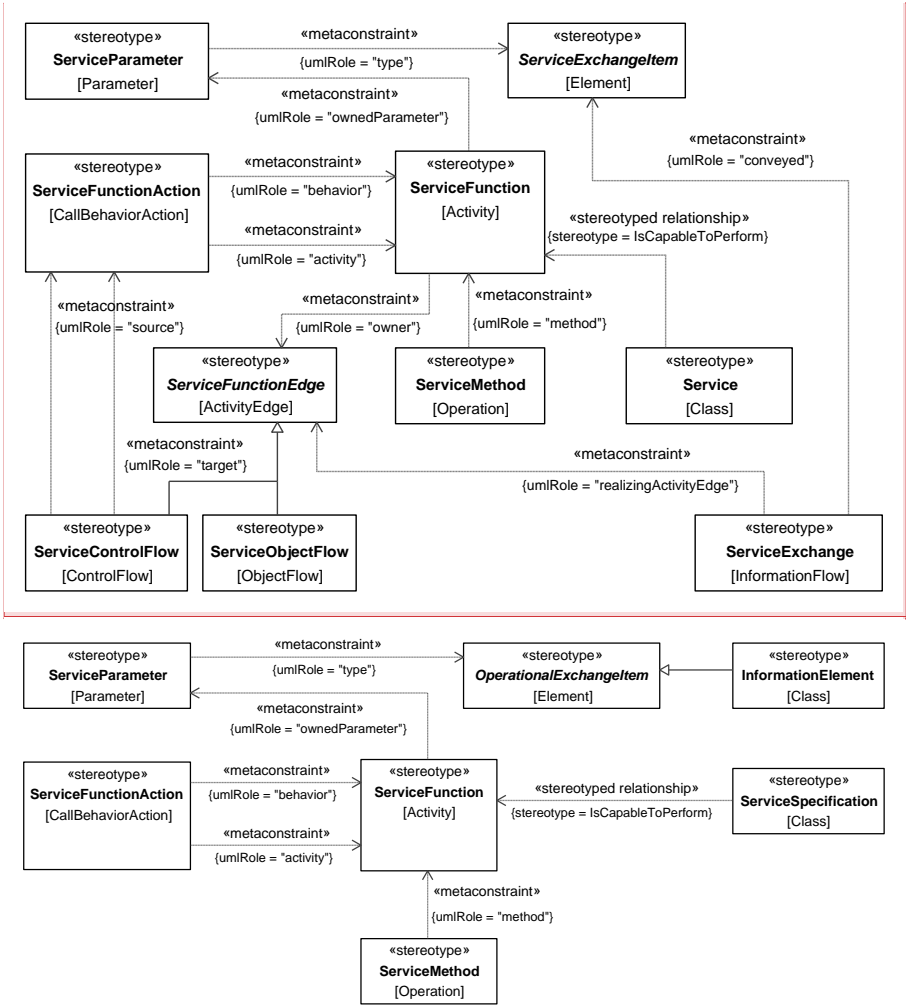
Stakeholders: Solution Providers, Systems Engineers, Software Architects, Business Architects.

Concerns: the behavior of a service in terms of the operational activities it is expected to support.

Definition: provides detailed information regarding the allocation of service functions to service specifications, and data flows between service functions.

Recommended Implementation: SysML Activity Diagram, BPMN Process Diagram, SysML Block Definition Diagram.

Commented [AM476]: [UAF12-33](#)



Commented [AM477]: [UAF12-33](#)
[UAF12-10](#)

Figure 4:20 - Services Processes Elements

- [InformationElement](#)
- [OperationalExchangeItem](#)
- [Service](#)
- [ServiceControlFlow](#)
- [ServiceExchange](#)
- [ServiceExchangeItem](#)
- [ServiceFunction](#)

Commented [AM478]: [UAF12-33](#)

Commented [AM479]: [UAF12-10](#)

Commented [AM480]: [UAF12-33](#)

- [ServiceFunctionAction](#)
- [ServiceFunctionEdge](#)
- [ServiceMethod](#)
- [ServiceObjectFlow](#)
- [ServiceParameter](#)
- [ServiceSpecification](#)

Commented [AM481]: [UAF12-10](#)

Commented [AM482]: [UAF12-10](#)

Commented [AM483]: [UAF12-33](#)

View Specifications::Services::States

Stakeholders: Solution Providers, Systems Engineers, Software Architects, Business Architects.

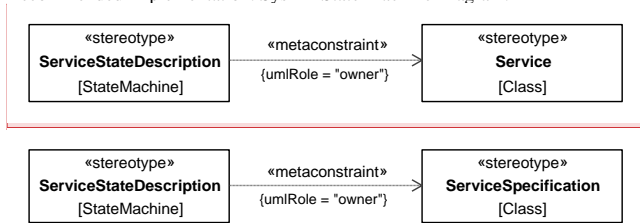
Concerns: the behavior of a service [specification](#) in terms of states and events causing transitions between states.

Definition: specifies the possible states a service [specification](#) may have, and the possible transitions between those states.

Recommended Implementation: SysML State Machine Diagram.

Commented [AM484]: [UAF12-33](#)

Commented [AM485]: [UAF12-33](#)



Commented [AM486]: [UAF12-33](#)

Figure 4:21 - Services States

Elements

- [Service](#)
- [ServiceSpecification](#)
- [ServiceStateDescription](#)

Commented [AM487]: [UAF12-33](#)

View Specifications::Services::SequencesInteraction Scenarios

Stakeholders: Solution Providers, Systems Engineers, Software Architects, Business Architects.

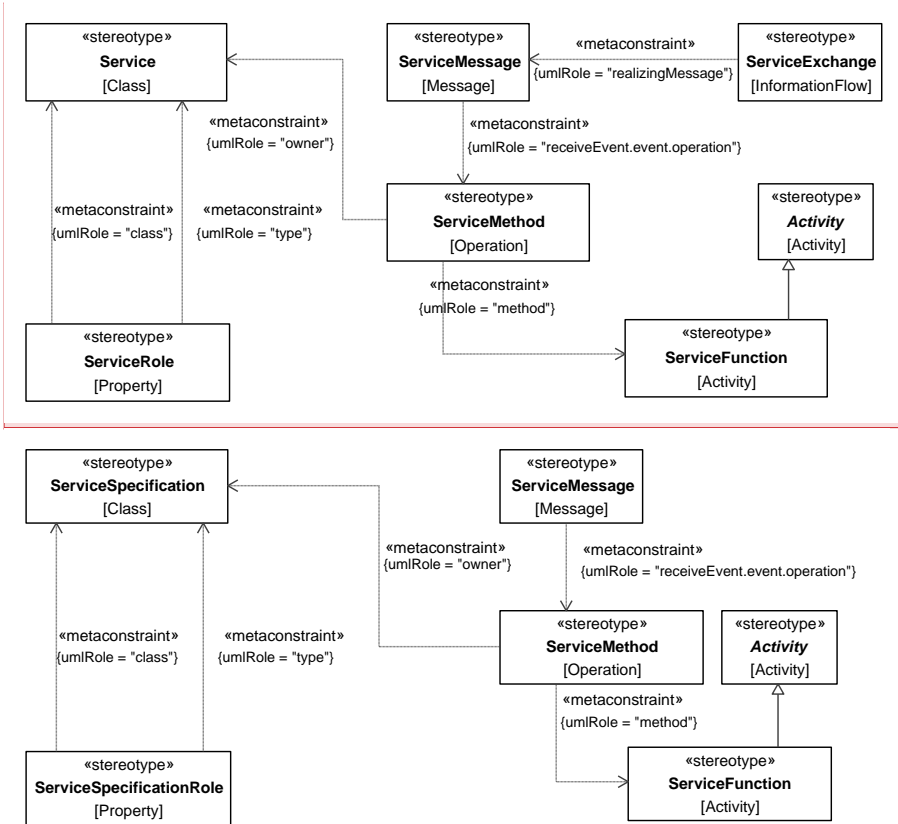
Concerns: the behavior of a service [specification](#) in terms of expected time-ordered examination of the interactions between service roles.

Definition: specifies how a service roles interact with each other, service providers and consumers, and the sequence and dependencies of those interactions.

Recommended Implementation: SysML Sequence Diagram.

Commented [AM488]: [UAF12-59](#)

Commented [AM489]: [UAF12-33](#)



Commented [AM490]: [UAF12-33](#)

Figure 4:22 - Services **Interaction Scenarios Sequences** Elements

- [Activity](#)
- [Service](#)
- [ServiceExchange](#)
- [ServiceFunction](#)
- [ServiceMessage](#)
- [ServiceMethod](#)
- [ServiceSpecification](#)
- [ServiceSpecificationRole](#)

Commented [AM491]: [UAF12-59](#)
Formatted: Lithuanian

Commented [AM492]: [UAF12-33](#)

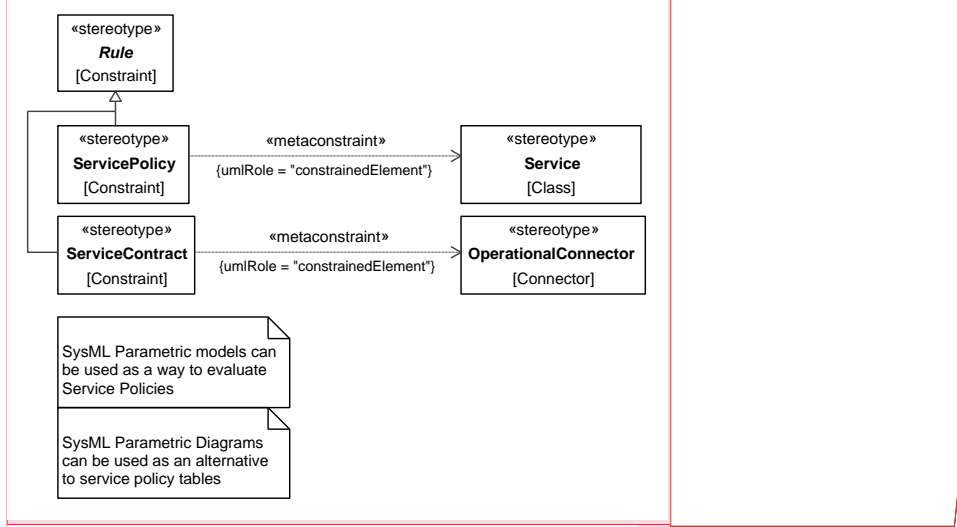
Commented [AM493]: [UAF12-33](#)

View Specifications::Services::Constraints

Stakeholders: Solution Providers, Systems Engineers, Software Architects, Business Architects.
 Concerns: service policies that apply to implementations of [service specifications](#).
 Definition: specifies traditional textual service policies that are constraints on the way that [service specifications](#) are implemented within resources. The addition of SysML parametrics provide a computational means of defining service

Commented [AM494]: [UAF12-33](#)
Commented [AM495]: [UAF12-33](#)

policies across the enterprise or within a specific service configuration.
 Recommended Implementation: tabular format, SysML Parametric Diagram.



Commented [AM496]: [UAF12-33](#)

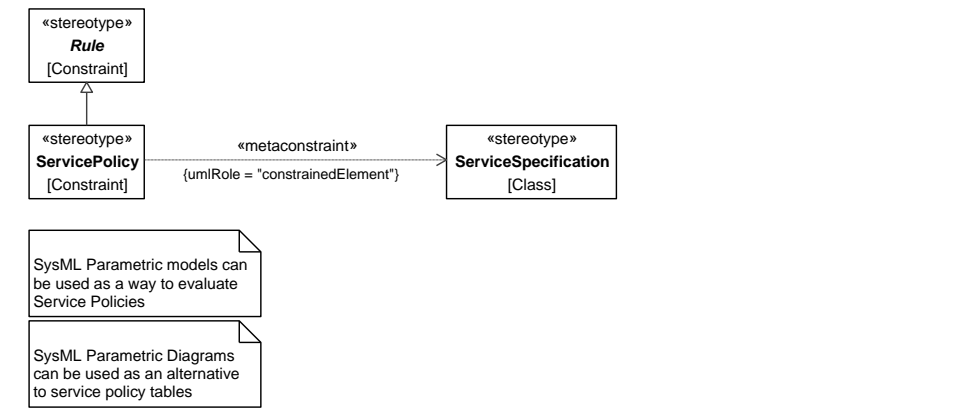


Figure 4:23 - Services Constraints

Elements

- [OperationalConnector](#)
- [Rule](#)
- [Service](#)
- [ServiceContract](#)
- [ServicePolicy](#)
- [ServiceSpecification](#)

Commented [AM497]: [UAF12-33](#)

Formatted: Font: Bold

Commented [AM498]: [UAF12-33](#)

Commented [AM499]: [UAF12-33](#)

Commented [AM500]: [UAF12-33](#)

View Specifications::Services::Roadmap

Stakeholders: Solution Providers, Systems Engineers, Software Architects, Business Architects.

Concerns: service ~~specification~~ changes over time.

Definition: provides an overview of how a service ~~specification~~ changes over time. It shows the combination of several service ~~specifications~~ mapped against a timeline.

Recommended Implementation: timeline, SysML Block Definition Diagram, SysML Internal Block Diagram.

Commented [AM501]: [UAF12-33](#)

Commented [AM502]: [UAF12-33](#)

Commented [AM503]: [UAF12-33](#)

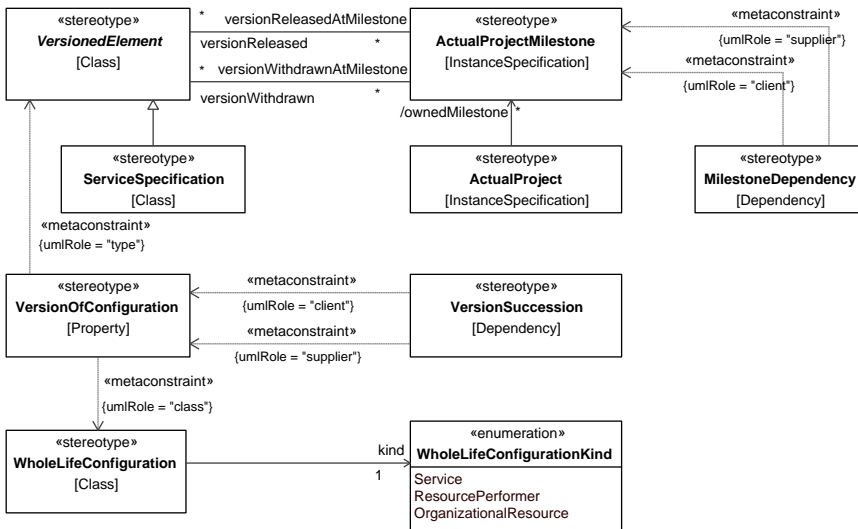
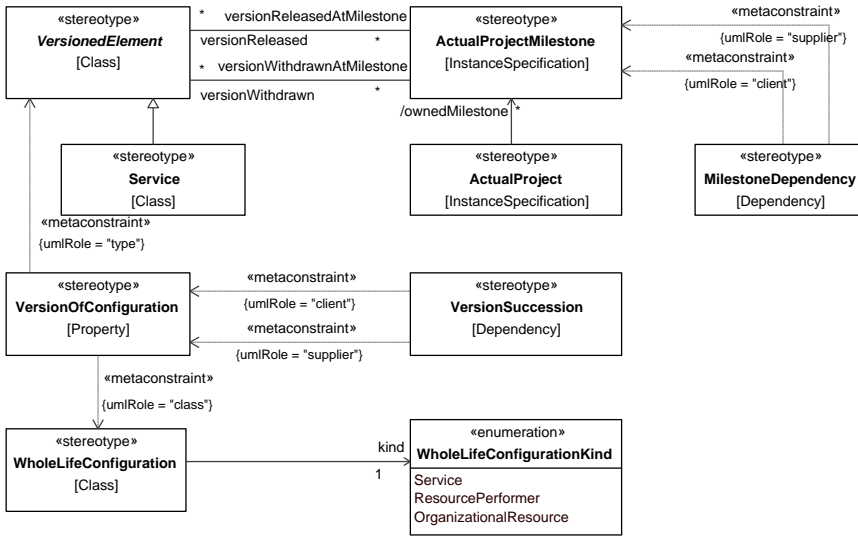


Figure 4:24 - Services Roadmap Elements

- [ActualProject](#)
- [ActualProjectMilestone](#)

- [MilestoneDependency](#)
- [Service](#)
- [ServiceSpecification](#)
- [VersionedElement](#)
- [VersionOfConfiguration](#)
- [VersionSuccession](#)
- [WholeLifeConfiguration](#)
- [WholeLifeConfigurationKind](#)

Commented [AM505]: [UAF12-33](#)

View Specifications::Services::Traceability

Stakeholders: Solution Providers, Systems Engineers, Software Architects, Business Architects.

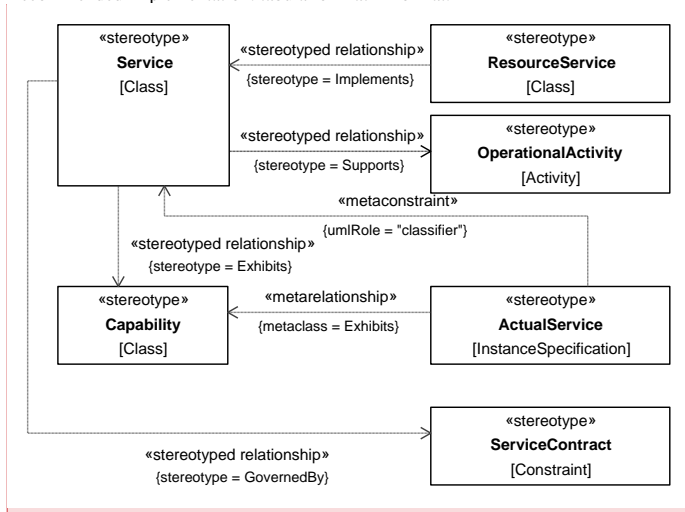
Concerns: traceability between operational activities and service specifications that support them.

Definition: depicts the mapping of service specifications to operational activities and how service specifications contribute to the achievement of a capability.

Recommended Implementation: tabular or matrix format.

Commented [AM506]: [UAF12-33](#)

Commented [AM507]: [UAF12-33](#)



Commented [AM508]: [UAF12-33](#)

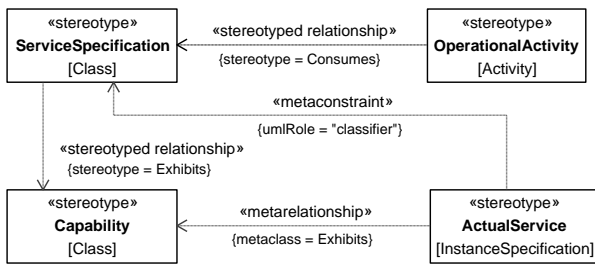


Figure 4:25 - Services Traceability

Elements

- [ActualService](#)

- [Capability](#)
- [OperationalActivity](#)
- [ResourceService](#)
- [Service](#)
- [ServiceContract](#)
- [ServiceSpecification](#)

Commented [AM509]: [UAF12-33](#)

4.1.44.1.6 View Specifications::Personnel

Stakeholders: Human resources, Solution Providers, PMs.

Concerns: human factors.

Definition: aims to clarify the role of Human Factors (HF) when creating architectures in order to facilitate both Human Factors Integration (HFI) and systems engineering (SE).

View Specifications::Personnel::Taxonomy

Stakeholders: Human resources, Solution Providers, PMs.

Concerns: organizational resource types.

Definition: shows the taxonomy of types of organizational resources.

Recommended Implementation: SysML Block Definition Diagram.

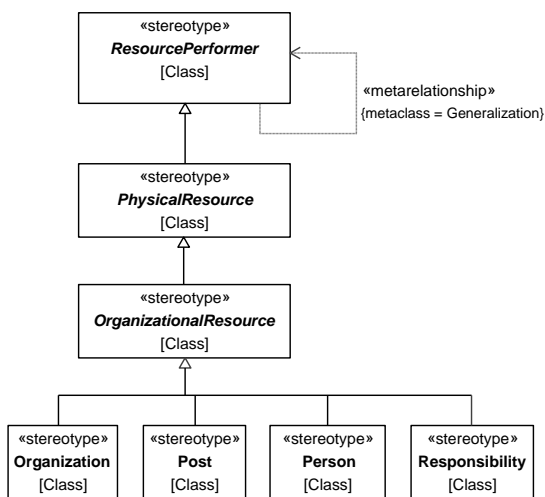


Figure 4:26 - Personnel Taxonomy

Elements

- [Organization](#)
- [OrganizationalResource](#)
- [Person](#)
- [PhysicalResource](#)
- [Post](#)
- [ResourcePerformer](#)
- [Responsibility](#)

View Specifications::Personnel::Structure

Stakeholders: Human resources, Solution Providers, PMs.
 Concerns: typical organizational structure used to support a capability(ies).
 Definition: shows organizational structures and possible interactions between organizational resources.
 Recommended Implementation: SysML Block Definition Diagram, SysML Internal Block Diagram.

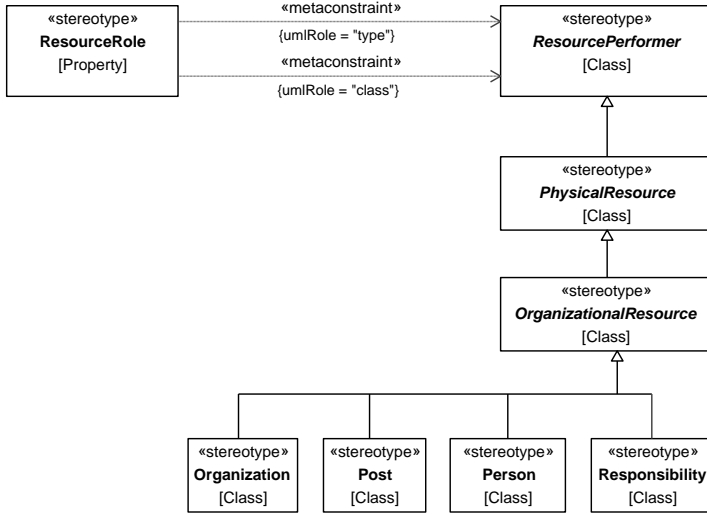
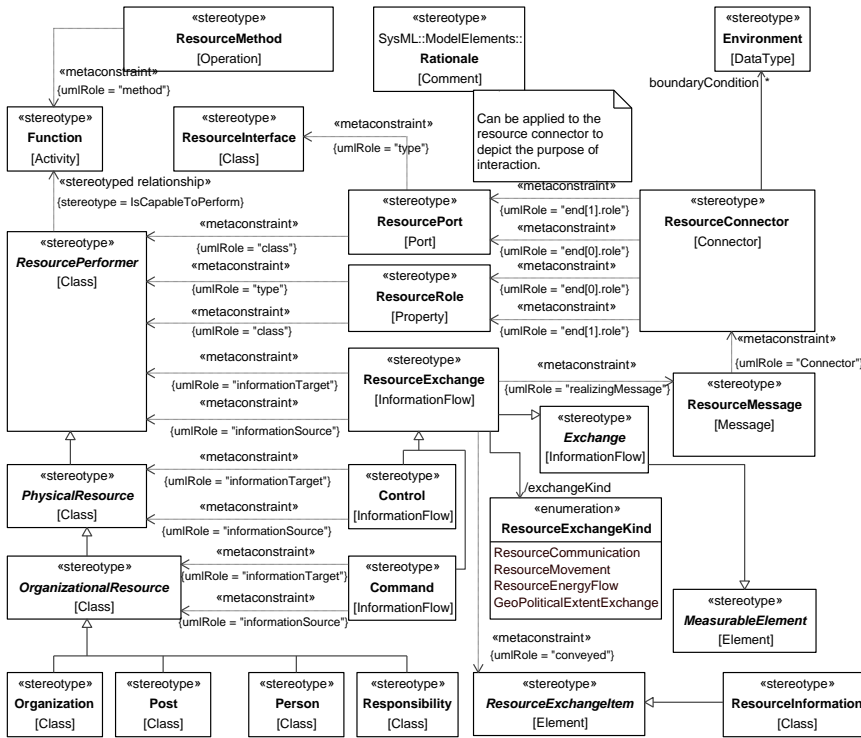


Figure 4:27 - Personnel Structure
 Elements

- [Organization](#)
- [OrganizationalResource](#)
- [Person](#)
- [PhysicalResource](#)
- [Post](#)
- [ResourcePerformer](#)
- [ResourceRole](#)
- [Responsibility](#)

View Specifications::Personnel::Connectivity

Stakeholders: Solution providers.
 Concerns: interaction of organizational resources.
 Definition: captures the possible interactions between organizational resources, including command and control relationships. Interactions typically illustrate the fundamental roles and management responsibilities.
 Recommended Implementation: tabular format.



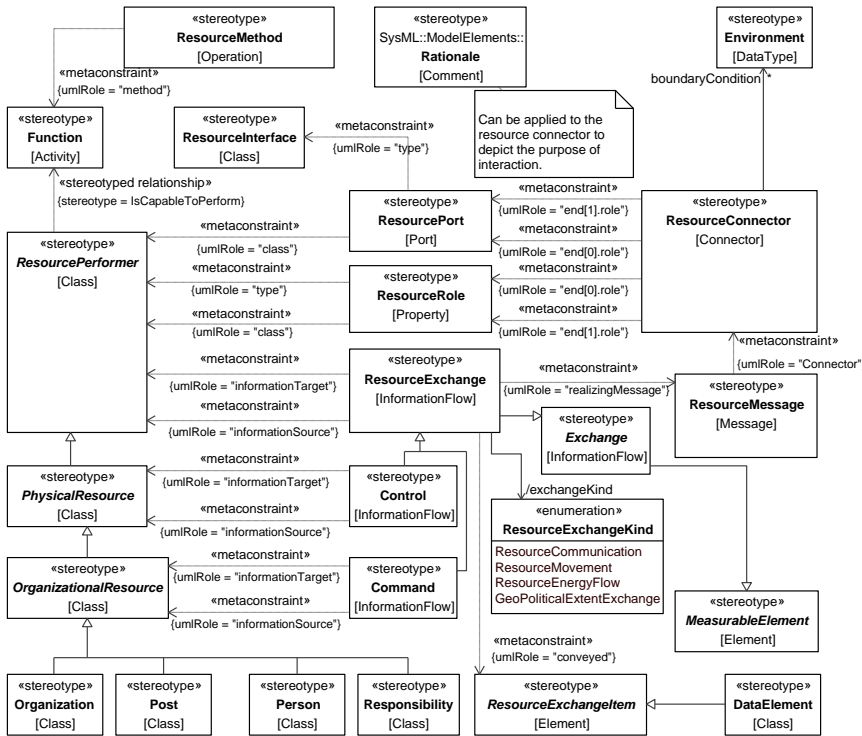


Figure 4:28 - Personnel Connectivity Elements

- [Command](#)
- [Control](#)
- [DataElement](#)
- [Environment](#)
- [Exchange](#)
- [Function](#)
- [MeasurableElement](#)
- [Organization](#)
- [OrganizationalResource](#)
- [Person](#)
- [PhysicalResource](#)
- [Post](#)
- [Rationale](#)
- [ResourceConnector](#)
- [ResourceExchange](#)
- [ResourceExchangeItem](#)
- [ResourceExchangeKind](#)
- [ResourceInformation](#)

Commented [AM511]: [UAF12-33](#)

Commented [AM512]: [UAF12-33](#)

- [ResourceInterface](#)
- [ResourceMessage](#)
- [ResourceMethod](#)
- [ResourcePerformer](#)
- [ResourcePort](#)
- [ResourceRole](#)
- [Responsibility](#)

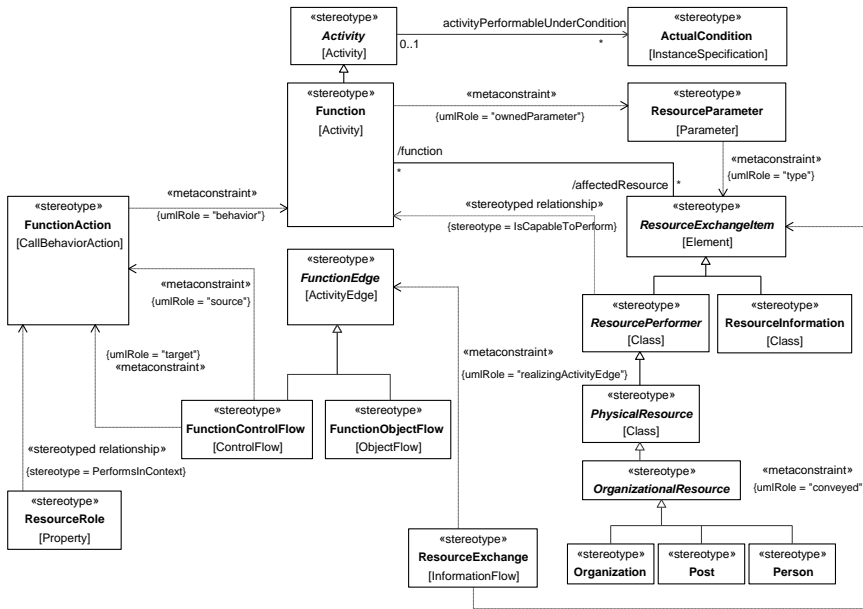
View Specifications::Personnel::Processes

Stakeholders: Systems engineers, Solution providers.

Concerns: functions that have to be carried out by organizational resources.

Definition: specifies organizational resource functions in relation to resource definitions.

Recommended Implementation: SysML Activity Diagram, SysML Block Definition Diagram, BPMN Process Diagram.



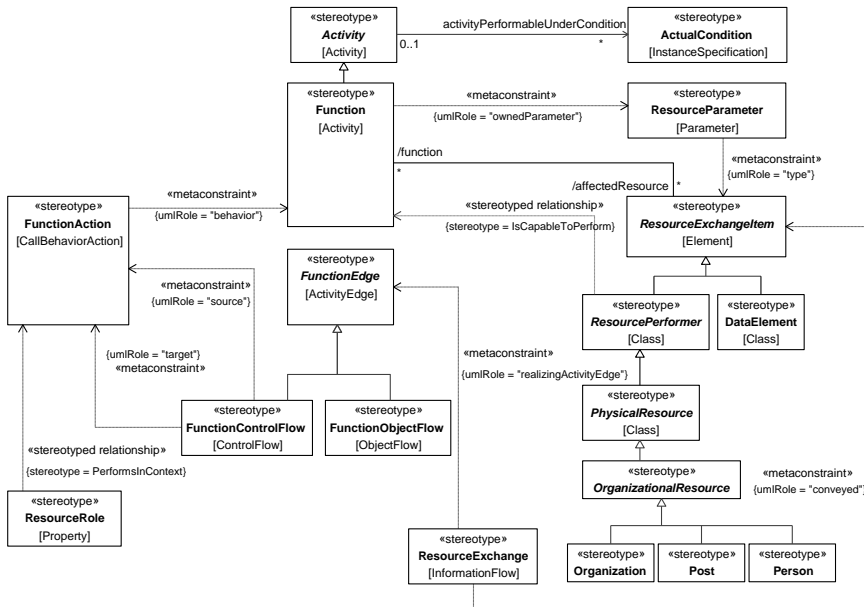


Figure 4:29 - Personnel Processes Elements

- [Activity](#)
- [ActualCondition](#)
- [DataElement](#)
- [Function](#)
- [FunctionAction](#)
- [FunctionControlFlow](#)
- [FunctionEdge](#)
- [FunctionObjectFlow](#)
- [Organization](#)
- [OrganizationalResource](#)
- [Person](#)
- [PhysicalResource](#)
- [Post](#)
- [ResourceExchange](#)
- [ResourceExchangeItem](#)
- [ResourceInformation](#)
- [ResourceParameter](#)
- [ResourcePerformer](#)
- [ResourceRole](#)

Commented [AM514]: UAF12-33

Commented [AM515]: UAF12-33

View Specifications::Personnel::States

Stakeholders: Systems Engineers, Software Engineers.

Concerns: capture state-based behavior of an organizational resource.

Definition: it is a graphical representation of states of an organizational resource and how that organizational resource

[Unified Architecture Framework Modeling Language \(UAFML\) Version 1.2](#) Unified Architecture Framework Profile (UAFP) Version 1.1

responds to various events and actions.
 Recommended Implementation: SysML State Machine Diagram.

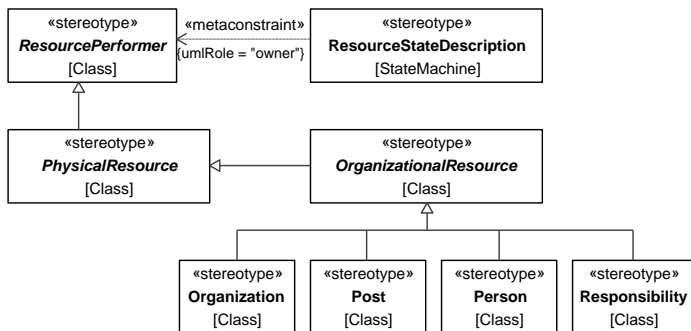


Figure 4:30 - Personnel States

Elements

- [Organization](#)
- [OrganizationalResource](#)
- [Person](#)
- [PhysicalResource](#)
- [Post](#)
- [ResourcePerformer](#)
- [ResourceStateDescription](#)
- [Responsibility](#)

View Specifications::Personnel::Interaction Scenarios Sequences

Stakeholders: Software Engineers, Systems Engineers.

Concerns: interactions between organizational resources (roles).

Definition: provides a time-ordered examination of the interactions between organizational resources.

Recommended Implementation: SysML Sequence Diagram, BPMN Collaboration Diagram.

Commented [AM516]: [UAF12-59](#)

Formatted: Lithuanian

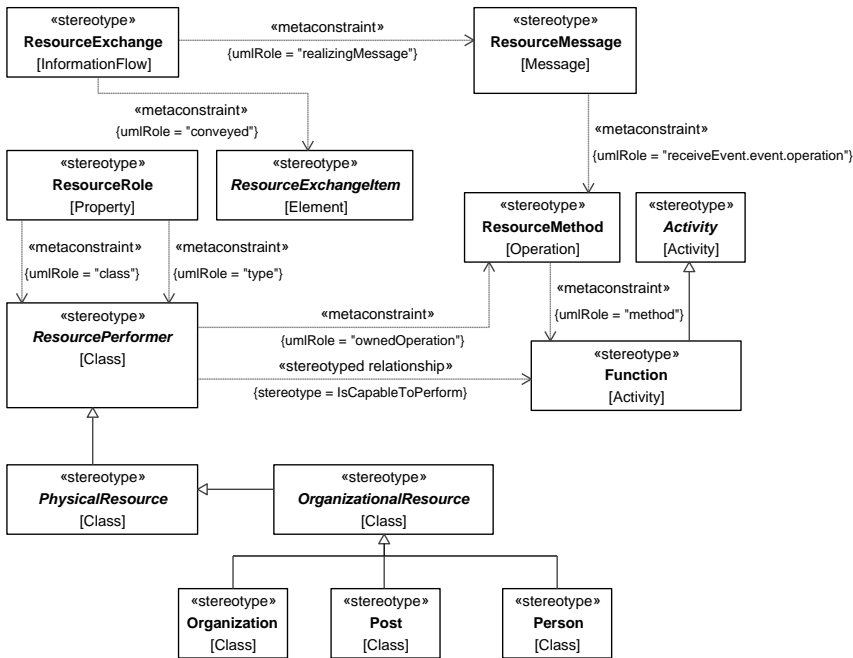


Figure 4:31 - Personnel ~~Interaction Scenarios/Sequences~~ Elements

- [Activity](#)
- [Function](#)
- [Organization](#)
- [OrganizationalResource](#)
- [Person](#)
- [PhysicalResource](#)
- [Post](#)
- [ResourceExchange](#)
- [ResourceExchangeItem](#)
- [ResourceMessage](#)
- [ResourceMethod](#)
- [ResourcePerformer](#)
- [ResourceRole](#)

View Specifications::Personnel::Constraints

Stakeholders: Systems engineers, Solution providers.

Concerns: allocation of competencies to actual posts.

Definition: specifies requirements for actual organizational resources – by linking competencies and actual posts.

Recommended Implementation: SysML Block Definition Diagram.

Commented [AM517]: UAF12-59

Formatted: Lithuanian

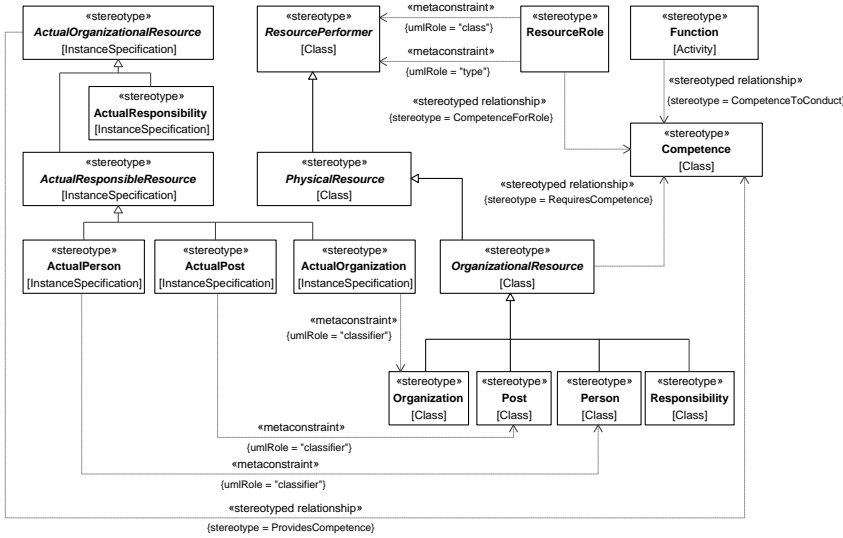


Figure 4:32 - Personnel Constraints: Competence

Elements

- [ActualOrganization](#)
- [ActualOrganizationalResource](#)
- [ActualPerson](#)
- [ActualPost](#)
- [ActualResponsibility](#)
- [ActualResponsibleResource](#)
- [Competence](#)
- [Function](#)
- [Organization](#)
- [OrganizationalResource](#)
- [Person](#)
- [PhysicalResource](#)
- [Post](#)
- [ResourcePerformer](#)
- [ResourceRole](#)
- [Responsibility](#)

Stakeholders: Systems engineers, Solution providers, Human resources.

Concerns: optimization of organizational resource behavior.

Definition: captures the factors that affect, constrain and characterize organizational resource behavior as the basis for performance predictions at the level of actual persons and actual organizations. It creates a bridge between static architectural definitions and behavior predictions through executable models.

Recommended Implementation: tabular format, SysML Parametric Diagram, SysML Block Definition Diagram.

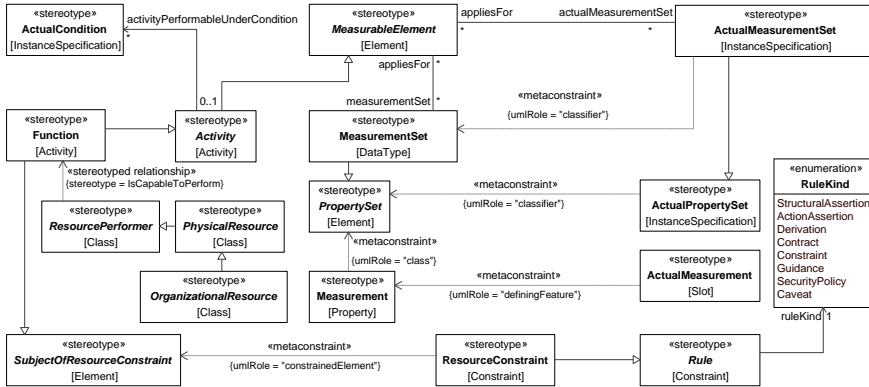


Figure 4:33 - Personnel Constraints: Drivers Elements

- [Activity](#)
- [ActualCondition](#)
- [ActualMeasurement](#)
- [ActualMeasurementSet](#)
- [ActualPropertySet](#)
- [Function](#)
- [MeasurableElement](#)
- [Measurement](#)
- [MeasurementSet](#)
- [OrganizationalResource](#)
- [PhysicalResource](#)
- [PropertySet](#)
- [ResourceConstraint](#)
- [ResourcePerformer](#)
- [Rule](#)
- [RuleKind](#)
- [SubjectOfResourceConstraint](#)

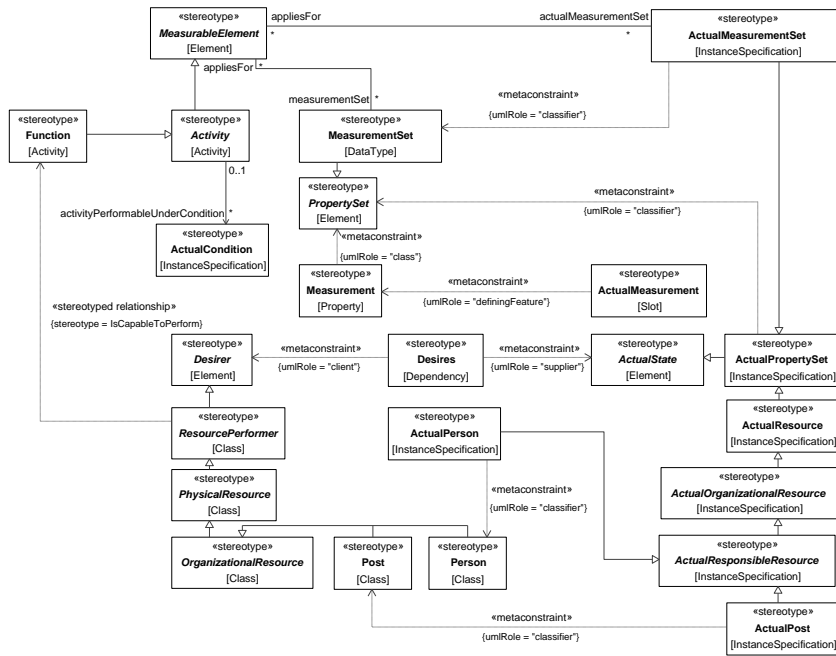
Stakeholders: Human resources, solution providers.

Concerns: how well an actual organizational resource matches the needs of the actual organization.

Definition: provides a repository for human-related measures (i.e., quality objectives and performance criteria (HFI values)), targets and competences.

Recommended Implementation: SysML Block Definition Diagram.

Commented [AM518]: UAF12-48



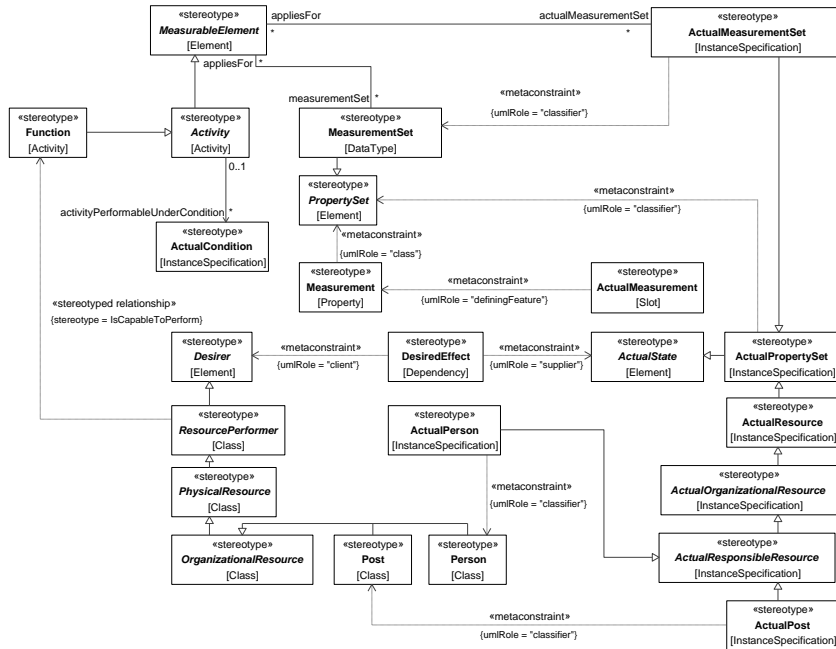


Figure 4:34 - Personnel Constraints: Performance

Elements

- [Activity](#)
- [ActualCondition](#)
- [ActualMeasurement](#)
- [ActualMeasurementSet](#)
- [ActualOrganizationalResource](#)
- [ActualPerson](#)
- [ActualPost](#)
- [ActualPropertySet](#)
- [ActualResource](#)
- [ActualResponsibleResource](#)
- [ActualState](#)
- ~~[DesiredEffect](#)~~
- [Desirer](#)
- [Desires](#)
- [Function](#)
- [MeasurableElement](#)
- [Measurement](#)
- [MeasurementSet](#)
- [OrganizationalResource](#)
- [Person](#)
- [PhysicalResource](#)
- [Post](#)

Commented [AM519]: UAF12-48

- [ProjectKind](#)
- [ProjectMilestone](#)
- [ProjectMilestoneRole](#)
- [PropertySet](#)
- [ResourceAsset](#)
- [ResourcePerformer](#)

Stakeholders: Human resources, Solution Providers.

Concerns: organizational structure changes over time.

Definition: provides an overview of how an organizational structure changes over time. It shows the structure of several organizational structures mapped against a timeline.

Recommended Implementation: timeline, SysML Block Definition Diagram, SysML Internal Block Diagram.

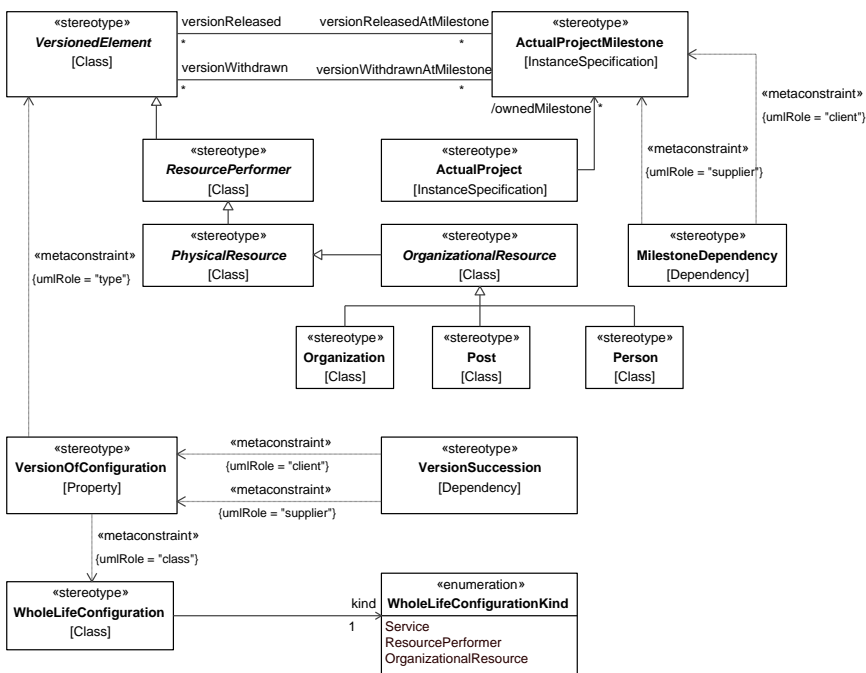


Figure 4:36 - Personnel Roadmap: Evolution

Elements

- [ActualProject](#)
- [ActualProjectMilestone](#)
- [MilestoneDependency](#)
- [Organization](#)
- [OrganizationalResource](#)
- [Person](#)
- [PhysicalResource](#)
- [Post](#)
- [ResourcePerformer](#)
- [VersionedElement](#)

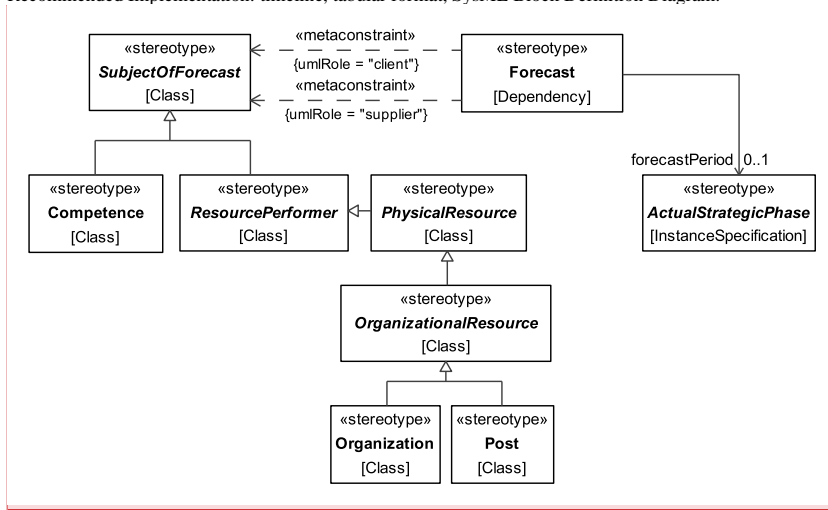
- [VersionOfConfiguration](#)
- [VersionSuccession](#)
- [WholeLifeConfiguration](#)
- [WholeLifeConfigurationKind](#)

Stakeholders: Human resources, Logisticians, Solution Providers.

Concerns: competencies and skills forecast.

Definition: defines the underlying current and expected supporting competencies and skills of organizational resources.

Recommended Implementation: timeline, tabular format, SysML Block Definition Diagram.



Commented [AM520]: [UAF12-15](#)

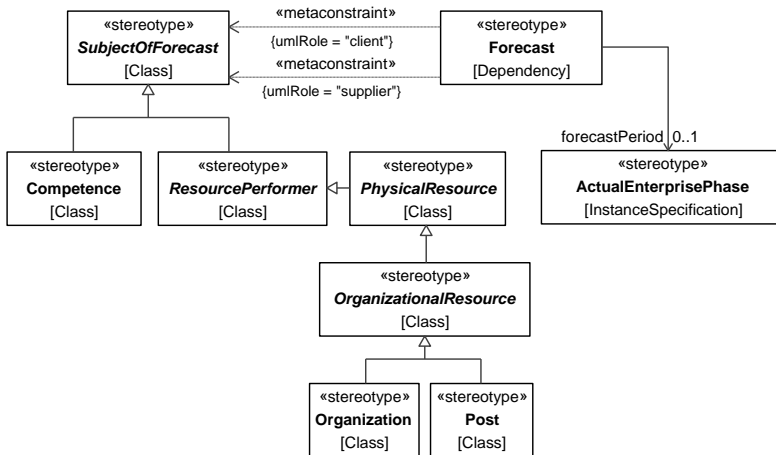


Figure 4:37 - Personnel Roadmap: Forecast Elements

- [ActualStrategicPhase](#)
- [ActualEnterprisePhase](#)
- [Competence](#)
- [Forecast](#)
- [Organization](#)
- [OrganizationalResource](#)
- [PhysicalResource](#)
- [Post](#)
- [ResourcePerformer](#)
- [SubjectOfForecast](#)

Commented [AM521]: [UAF12-15](#)

View Specifications::Personnel::Traceability

Stakeholders: Systems Engineers, Enterprise Architects, Solution Providers, Business Architects.

Concerns: traceability between operational activities and functions that implements them.

Definition: depicts the mapping of functions (performed by organizational resources) to operational activities and thus identifies the transformation of an operational need into a purposeful function performed by an organizational resource or solution.

Recommended Implementation: Matrix format, SysML Block Definition Diagram.

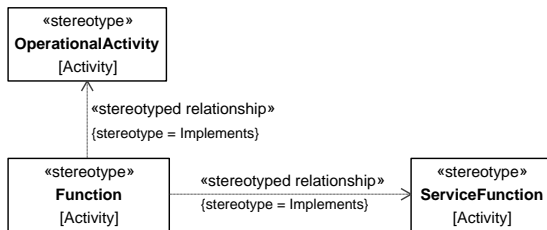


Figure 4:38 - Personnel Traceability

Elements

- [Function](#)
- [OperationalActivity](#)
- [ServiceFunction](#)

4.1.54.1.7 View Specifications::Resources

Stakeholders: Systems Engineers, Resource Owners, Implementers, Solution Providers, IT Architects.

Concerns: definition of solution architectures to implement operational requirements.

Definition: captures a solution architecture consisting of resources, e.g., organizational, software, artifacts, capability configurations, natural resources that implement the operational requirements. Further design of a resource is typically detailed in SysML or UML.

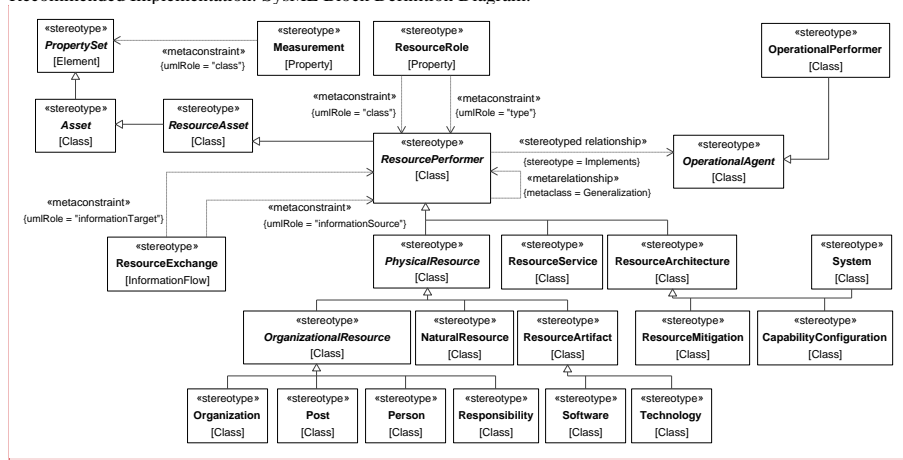
-
-
-
-

View Specifications::Resources::Taxonomy

Stakeholders: Solution Providers, Systems Engineers, IT Architects, Implementers.

Concerns: resource types.

Definition: shows the taxonomy of types of resources.
 Recommended Implementation: SysML Block Definition Diagram.



Commented [AM522]: [UAF12-33](#)

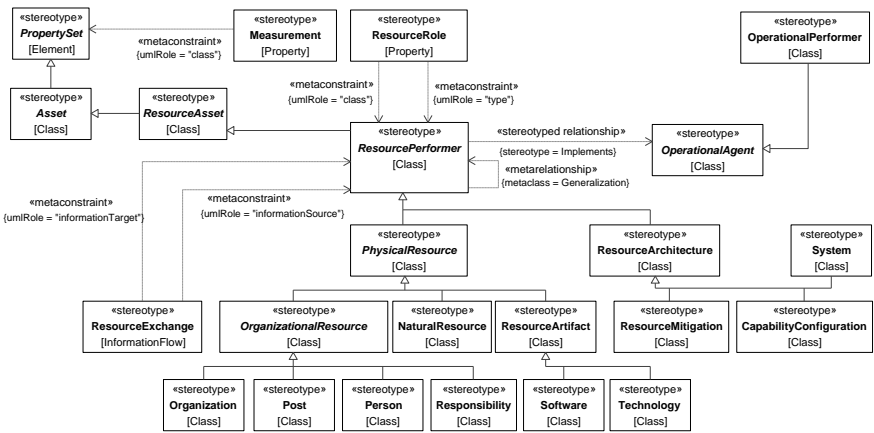


Figure 4:39 - Resources Taxonomy
 Elements

- [Asset](#)
- [CapabilityConfiguration](#)
- [Measurement](#)
- [NaturalResource](#)
- [OperationalAgent](#)
- [OperationalPerformer](#)
- [Organization](#)
- [OrganizationalResource](#)
- [Person](#)
- [PhysicalResource](#)

- [Post](#)
- [PropertySet](#)
- [ResourceArchitecture](#)
- [ResourceArtifact](#)
- [ResourceAsset](#)
- [ResourceExchange](#)
- [ResourceMitigation](#)
- [ResourcePerformer](#)
- [ResourceRole](#)
- [ResourceService](#)
- [Responsibility](#)
- [Software](#)
- [System](#)
- [Technology](#)

Commented [AM523]: [UAF12-33](#)

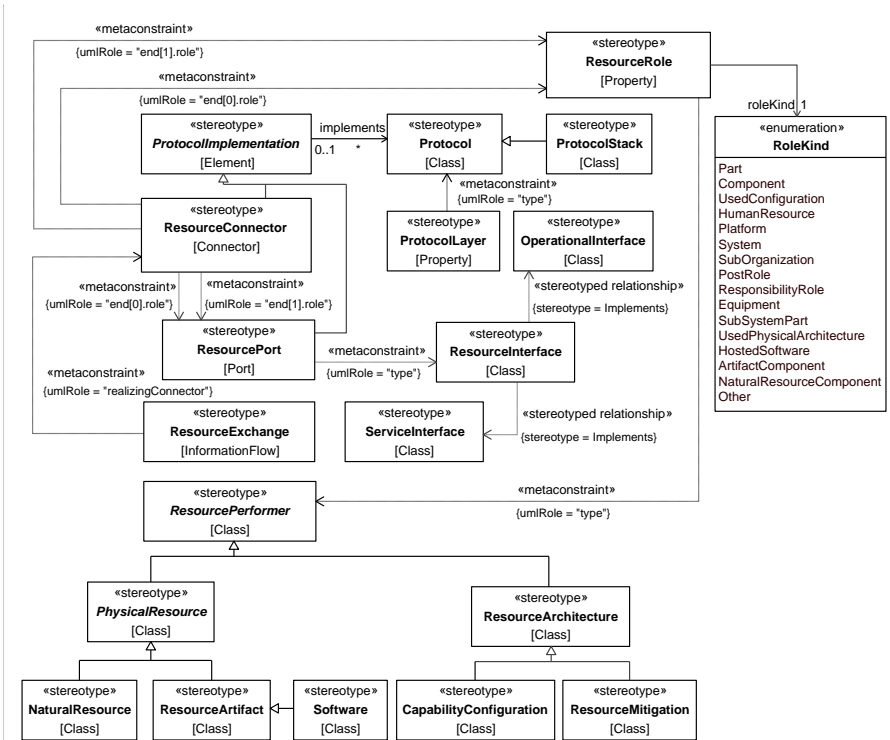
View Specifications::Resources::Structure

Stakeholders: Systems Engineers, Resource Owners, Implementers, Solution Providers.

Concerns: reference the resource structure, connectors and interfaces in a specific context.

Definition: defines the physical resources, e.g., capability configuration(s)/system(s) and interactions necessary to implement a specific set of OperationalPerformer(s). Can be used to represent communications networks and pathways that link communications resources and provides details regarding their configuration.

Recommended Implementation: SysML Internal Block Diagram, SysML Block Definition Diagram.



Commented [AM524]: UAF12-33
UAF12-16

Figure 4:40 - Resources Structure Elements

- [CapabilityConfiguration](#)
- [Function](#)
- [NaturalResource](#)
- [OperationalInterface](#)
- [PhysicalResource](#)
- [Protocol](#)
- [ProtocolImplementation](#)
- [ProtocolLayer](#)
- [ProtocolStack](#)
- [ResourceArchitecture](#)
- [ResourceArtifact](#)
- [ResourceConnector](#)
- [ResourceExchange](#)
- [ResourceInterface](#)
- [ResourceMitigation](#)
- [ResourcePerformer](#)
- [ResourcePort](#)
- [ResourceRole](#)
- [ResourceService](#)

Commented [AM525]: UAF12-16

Commented [AM526]: UAF12-33

- [RoleKind](#)
- [ServiceInterface](#)
- [Software](#)

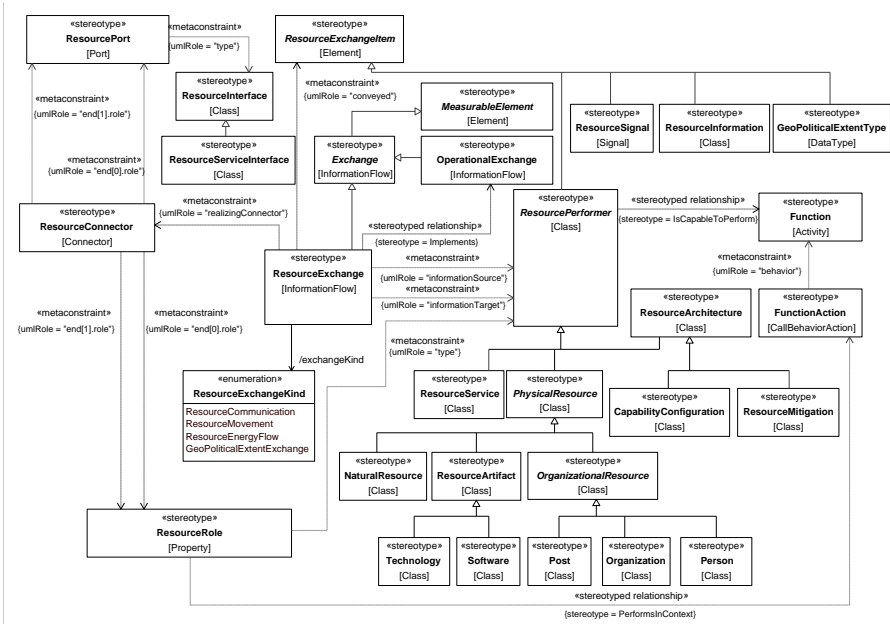
View Specifications::Resources::Connectivity

Stakeholders: Systems Engineers, IT Architects, Solution Providers, Implementers.

Concerns: capture the interactions between resources.

Definition: summarizes interactions between resources of information, systems, personnel, natural resources etc. and the functions that produce and consume them. Measurements can optionally be included.

Recommended Implementation: SysML Internal Block Diagram, tabular format.



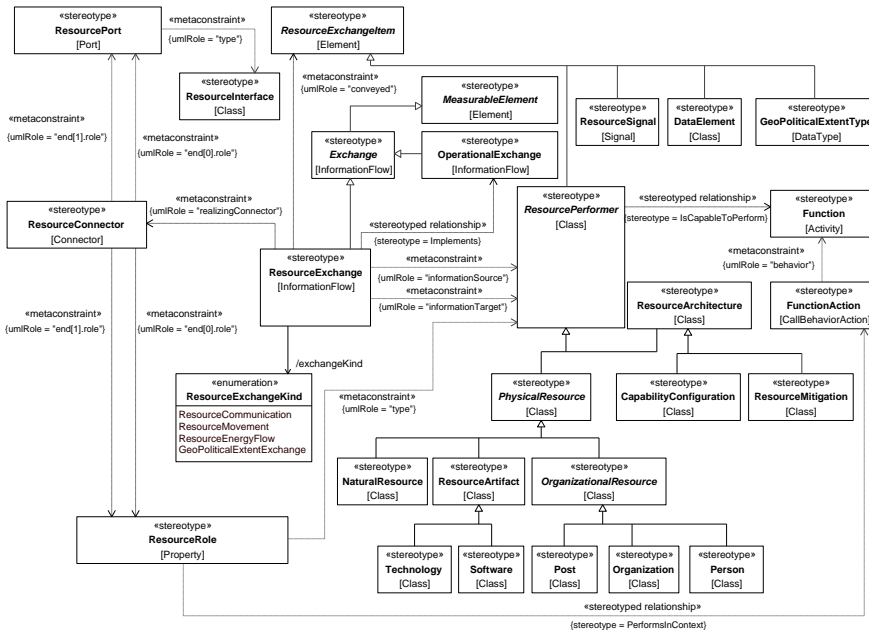


Figure 4:41 - Resources Connectivity Elements

- [CapabilityConfiguration](#)
- [DataElement](#)
- [Exchange](#)
- [Function](#)
- [FunctionAction](#)
- [GeoPoliticalExtentType](#)
- [MeasurableElement](#)
- [NaturalResource](#)
- [OperationalExchange](#)
- [Organization](#)
- [OrganizationalResource](#)
- [Person](#)
- [PhysicalResource](#)
- [Post](#)
- [ResourceArchitecture](#)
- [ResourceArtifact](#)
- [ResourceConnector](#)
- [ResourceExchange](#)
- [ResourceExchangeItem](#)
- [ResourceExchangeKind](#)
- [ResourceInformation](#)
- [ResourceInterface](#)
- [ResourceMitigation](#)

Commented [AM528]: UAF12-33

Commented [AM529]: UAF12-33

- [ResourcePerformer](#)
- [ResourcePort](#)
- [ResourceRole](#)
- [ResourceService](#)
- [ResourceServiceInterface](#)
- [ResourceSignal](#)
- [Software](#)
- [Technology](#)

Commented [AM530]: [UAF12-33](#)

View Specifications::Resources::Processes

Stakeholders: Solution Providers, Systems Engineers, IT Architects.

Concerns: captures activity based behavior and flows.

Definition: describes the functions that are normally conducted in the course of implementing operational activity(ies) in support of capability(ies). It describes the functions, their Inputs/Outputs, function actions and flows between them.

Recommended Implementation: SysML Activity Diagram, SysML Block Definition Diagram.

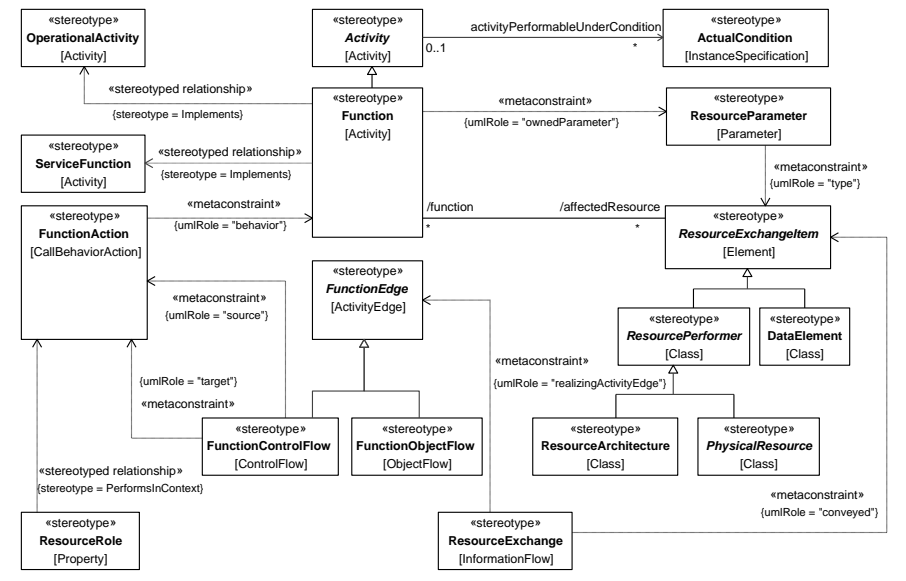
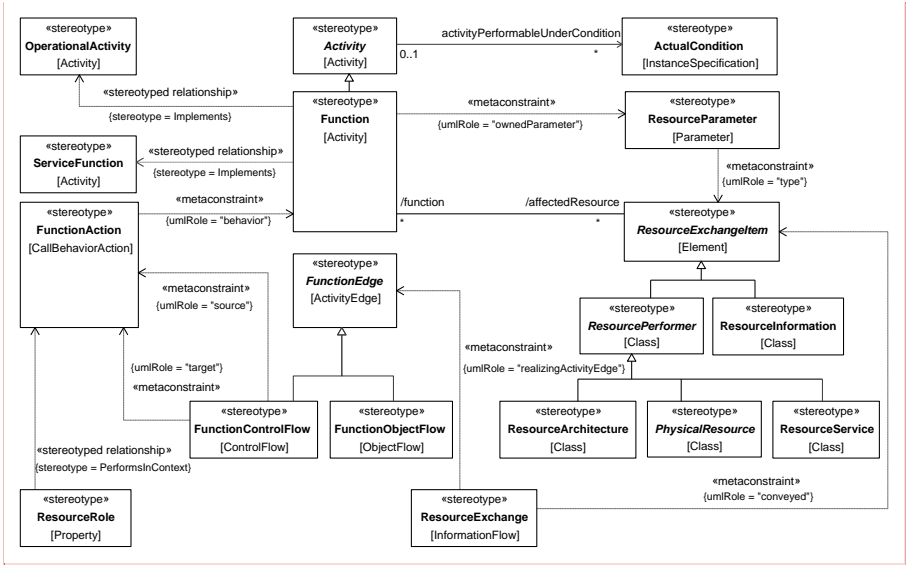


Figure 4:42 - Resources Processes Elements

- [Activity](#)

- [ActualCondition](#)
- [DataElement](#)
- [Function](#)
- [FunctionAction](#)
- [FunctionControlFlow](#)
- [FunctionEdge](#)
- [FunctionObjectFlow](#)
- [OperationalActivity](#)
- [PhysicalResource](#)
- [ResourceArchitecture](#)
- [ResourceExchange](#)
- [ResourceExchangeItem](#)
- [ResourceInformation](#)
- [ResourceParameter](#)
- [ResourcePerformer](#)
- [ResourceRole](#)
- [ResourceService](#)
- [ServiceFunction](#)

Commented [AM532]: [UAF12-33](#)

Commented [AM533]: [UAF12-33](#)

Commented [AM534]: [UAF12-33](#)

View Specifications::Resources::States

Stakeholders: Systems Engineers, Software Engineers.

Concerns: capture state-based behavior of a resource.

Definition: it is a graphical representation of states of a resource and how that resource responds to various events and actions.

Recommended Implementation: SysML State Machine Diagram.

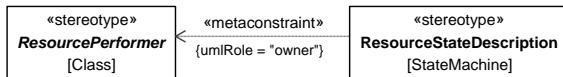


Figure 4:43 - Resources States

Elements

- [ResourcePerformer](#)
- [ResourceStateDescription](#)

View Specifications::Resources::Interaction Scenarios Sequences

Stakeholders: Software Engineers, Systems Engineers.

Concerns: interactions between resources (roles).

Definition: provides a time-ordered examination of the interactions between resources.

Recommended Implementation: SysML Sequence Diagram.

Commented [AM535]: [UAF12-59](#)

Formatted: English (United States)

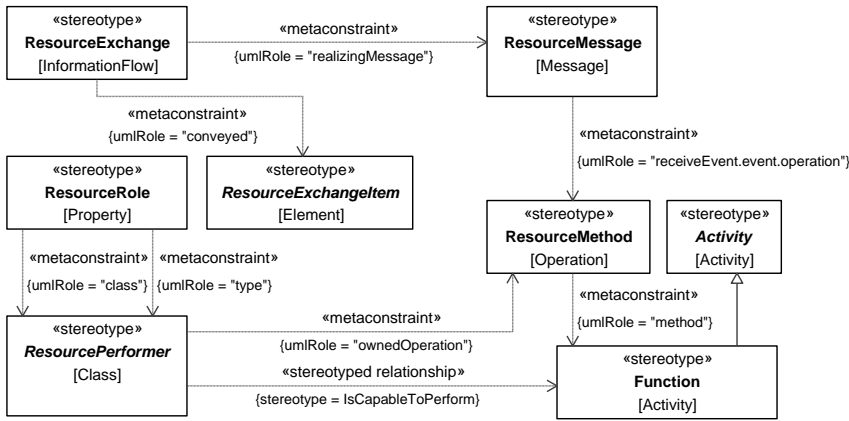


Figure 4:44 - Resources **SequencesInteraction Scenarios** Elements

Commented [AM536]: [UAF12-59](#)

- [Activity](#)
- [Function](#)
- [ResourceExchange](#)
- [ResourceExchangeItem](#)
- [ResourceMessage](#)
- [ResourceMethod](#)
- [ResourcePerformer](#)
- [ResourceRole](#)

View Specifications::Resources::Constraints

Stakeholders: Systems Engineers, IT Architects, Solution Providers, Implementers.

Concerns: define limitations, constraints and performance parameters for resources, their interactions, performed functions, and data.

Definition: specifies traditional textual rules/non-functional requirements that are constraints on resources, their interactions, performed functions, and data. The addition of SysML parametrics provide a computational means of defining resource constraints within a specific context.

Recommended Implementation: tabular format, SysML Block Definition Diagram, SysML Parametric Diagram, OCL.

Commented [AM537]: UAF12-33

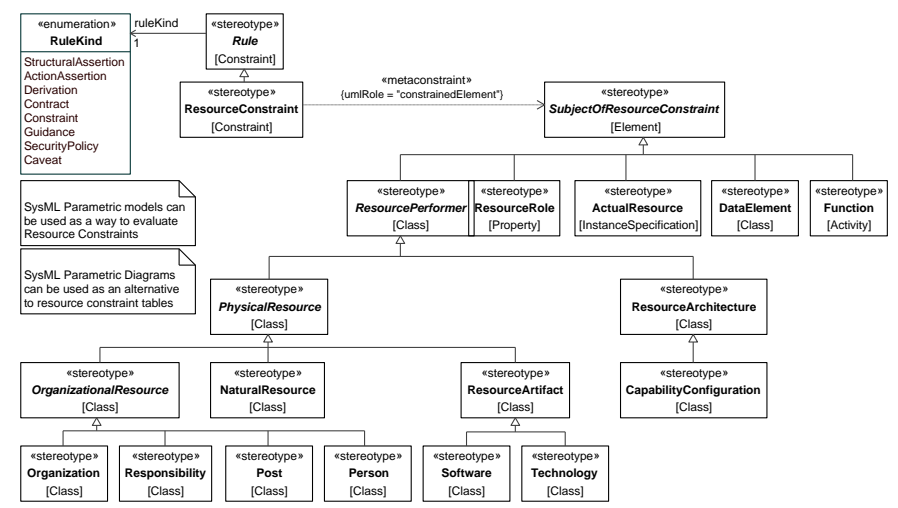
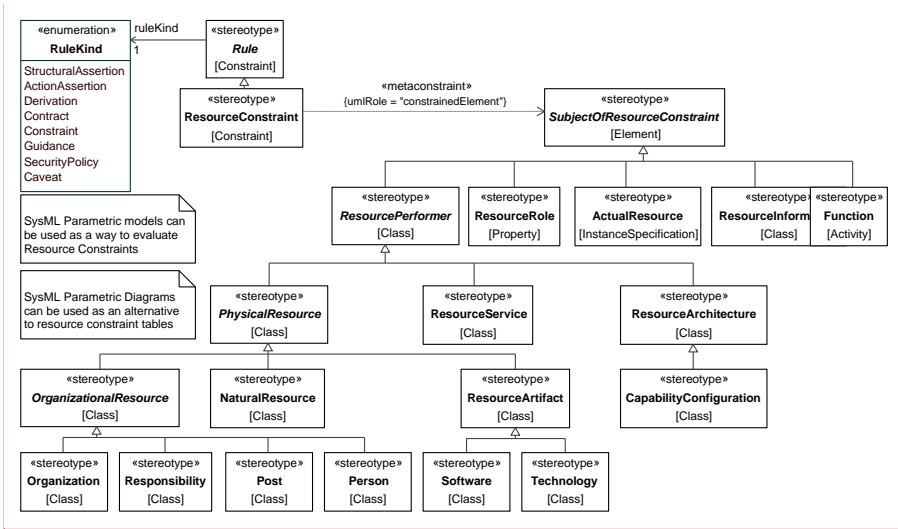


Figure 4:45 - Resources Constraints Elements

- [ActualResource](#)
- [CapabilityConfiguration](#)
- [DataElement](#)
- [Function](#)
- [NaturalResource](#)
- [Organization](#)

Commented [AM538]: UAF12-33

- [OrganizationalResource](#)
- [Person](#)
- [PhysicalResource](#)
- [Post](#)
- [ResourceArchitecture](#)
- [ResourceArtifact](#)
- [ResourceConstraint](#)
- [ResourceInformation](#)
- [ResourcePerformer](#)
- [ResourceRole](#)
- [Responsibility](#)
- [Rule](#)
- [RuleKind](#)
- [Software](#)
- [SubjectOfResourceConstraint](#)
- [Technology](#)

Commented [AM539]: [UAF12-33](#)

View Specifications::Resources::Roadmap

Stakeholders: Systems Engineers, IT Architects, Solution Providers, Implementers.

Concerns: resource structure changes over time.

Definition: provides an overview of how a resource structure changes over time. It shows the structure of several resources mapped against a timeline.

Recommended Implementation: timeline, SysML Block Definition Diagram, SysML Internal Block Diagram.

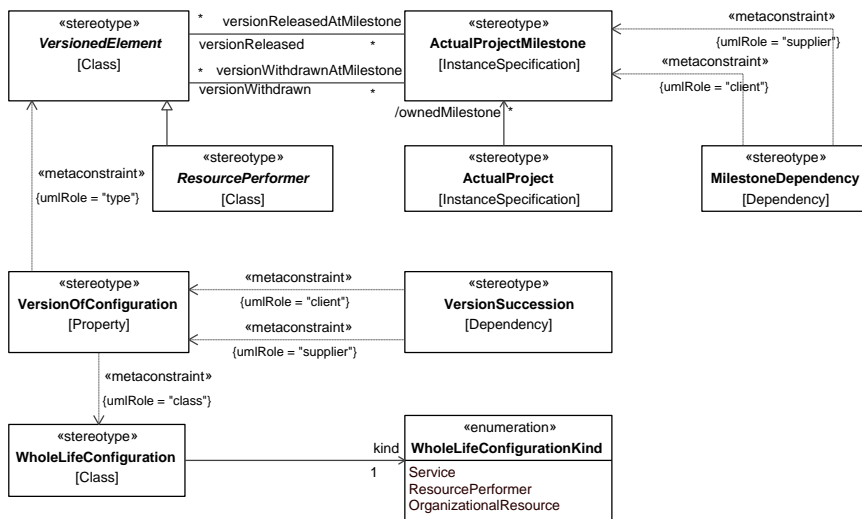


Figure 4:46 - Resources Roadmap: Evolution

Elements

- [ActualProject](#)
- [ActualProjectMilestone](#)
- [MilestoneDependency](#)
- [ResourcePerformer](#)

- [VersionedElement](#)
- [VersionOfConfiguration](#)
- [VersionSuccession](#)
- [WholeLifeConfiguration](#)
- [WholeLifeConfigurationKind](#)

Stakeholders: Solution Providers, Systems Engineers, IT Architects.

Concerns: technology forecast.

Definition: defines the underlying current and expected supporting technologies. Expected supporting technologies are those that can be reasonably forecast given the current state of technology, and expected improvements / trends.

Recommended Implementation: timeline, tabular format, SysML Block Definition Diagram.

Commented [AM540]: UAF12-33
UAF12-15

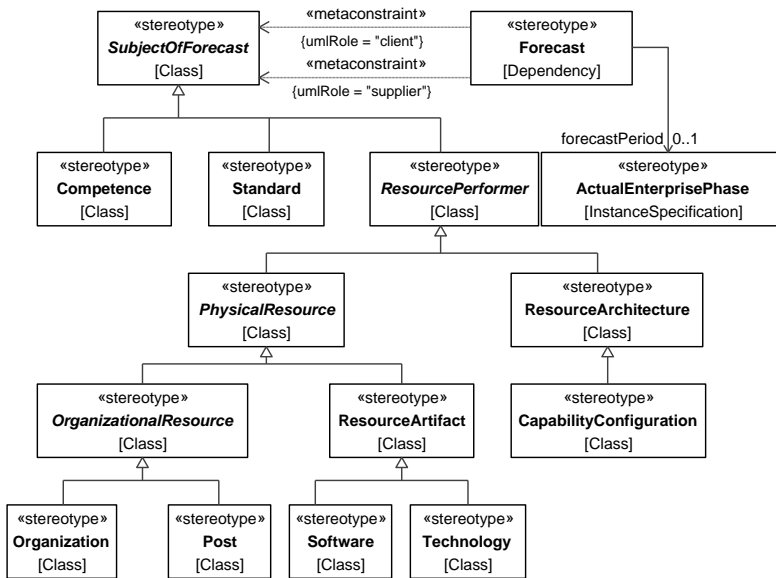
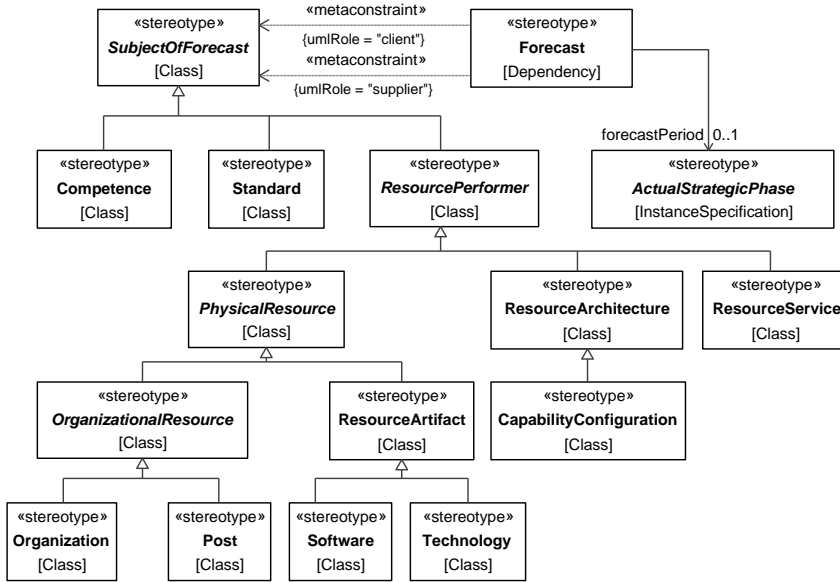


Figure 4:47 - Resources Roadmap: Forecast

Elements

- [ActualStrategicPhase](#)
- [ActualEnterprisePhase](#)
- [CapabilityConfiguration](#)
- [Competence](#)
- [Forecast](#)
- [Organization](#)
- [OrganizationalResource](#)
- [PhysicalResource](#)
- [Post](#)
- [ResourceArchitecture](#)
- [ResourceArtifact](#)
- [ResourcePerformer](#)
- [ResourceService](#)
- [Software](#)
- [Standard](#)
- [SubjectOfForecast](#)
- [Technology](#)

Commented [AM541]: [UAF12-15](#)

Commented [AM542]: [UAF12-33](#)

View Specifications::Resources::Traceability

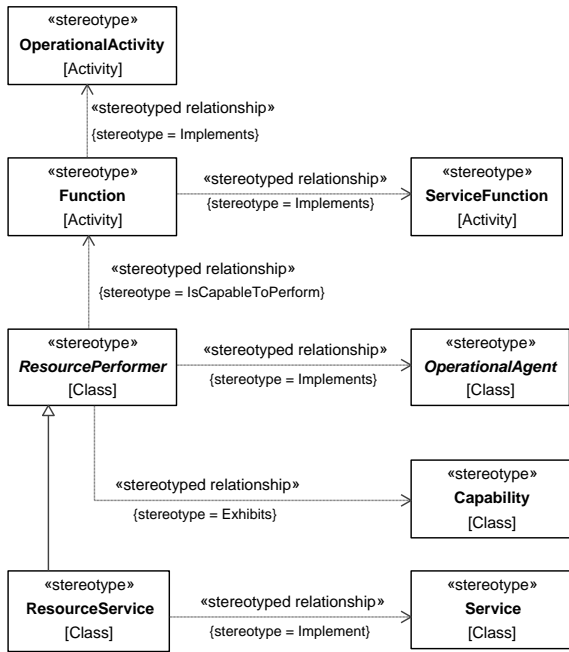
Stakeholders: Systems Engineers, Enterprise Architects, Solution Providers, Business Architects.

Concerns: traceability between operational activities and functions that implements them.

Definition: depicts the mapping of functions to operational activities and thus identifies the transformation of an operational need into a purposeful function performed by a resource or solution.

Recommended Implementation: Matrix format, SysML Block Definition Diagram.

Commented [AM543]: [UAF12-33](#)



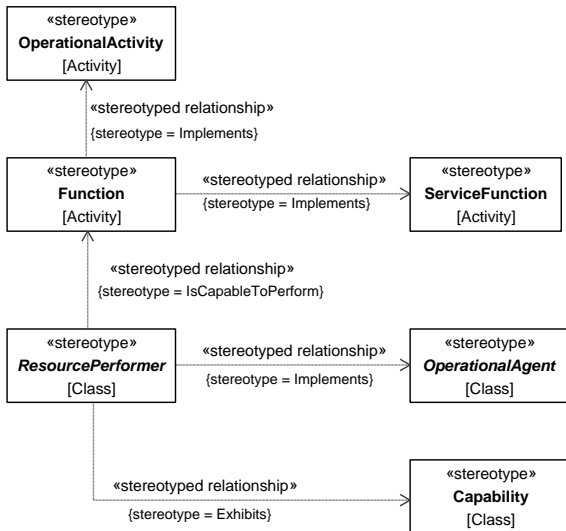


Figure 4:48 - Resources Traceability Elements

- [Capability](#)
- [Function](#)
- [OperationalActivity](#)
- [OperationalAgent](#)
- [ResourcePerformer](#)
- [ResourceService](#)
- [Service](#)
- [ServiceFunction](#)

Commented [AM544]: [UAF12-33](#)

4.1.64.1.8 View Specifications::Security

View Specifications::Security::Motivation

Stakeholders: Security Architects, Security Engineers, Risk Analysts.

Concerns: security controls, security control families, and overlays.

Definition: identifies security controls to mitigate against the security risks.

Recommended Implementation: tabular or Matrix format, SysML Block Definition Diagram.

Commented [AM545]: [UAF12-33](#)

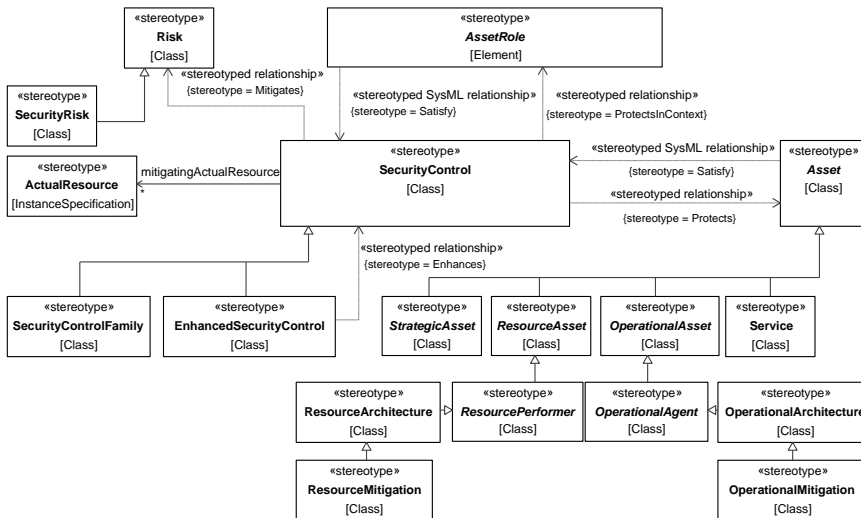


Figure 4:63 - Security Controls Elements

- [ActualResource](#)
- [Asset](#)
- [AssetRole](#)
- [EnhancedSecurityControl](#)
- [OperationalAgent](#)
- [OperationalArchitecture](#)
- [OperationalAsset](#)
- [OperationalMitigation](#)
- [ResourceArchitecture](#)
- [ResourceAsset](#)
- [ResourceMitigation](#)
- [ResourcePerformer](#)
- [Risk](#)
- [SecurityControl](#)
- [SecurityControlFamily](#)
- [SecurityRisk](#)
- [Service](#)
- [StrategicAsset](#)

View Specifications::Security::Taxonomy

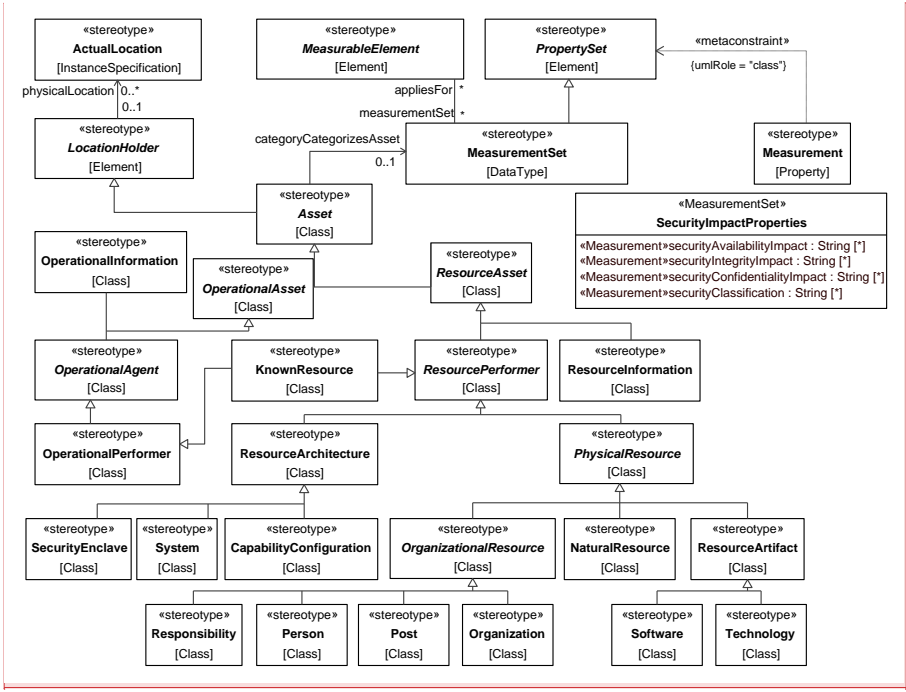
Stakeholders: Security Architects, Security Engineers.

Concerns: Security assets and security enclaves.

Definition: Defines the hierarchy of security assets and asset owners that are available to implement security, security constraints (policy, guidance, laws and regulations) and details where they are located (security enclaves).

Recommended Implementation: tabular format, SysML Block Definition Diagram.

Commented [AM546]: UAF12-33



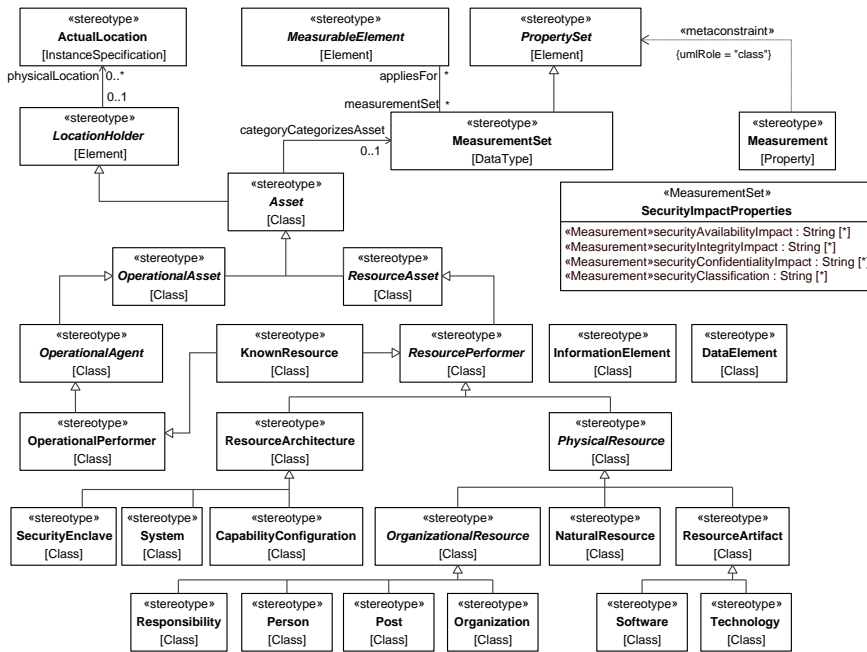


Figure 4:49 - Security Taxonomy Elements

- [ActualLocation](#)
- [Asset](#)
- [CapabilityConfiguration](#)
- [DataElement](#)
- [InformationElement](#)
- [KnownResource](#)
- [LocationHolder](#)
- [MeasurableElement](#)
- [Measurement](#)
- [MeasurementSet](#)
- [NaturalResource](#)
- [OperationalAgent](#)
- [OperationalAsset](#)
- [OperationalInformation](#)
- [OperationalPerformer](#)
- [Organization](#)
- [OrganizationalResource](#)
- [Person](#)
- [PhysicalResource](#)
- [Post](#)
- [PropertySet](#)
- [ResourceArchitecture](#)

Commented [AM547]: [UAF12-33](#)

Commented [AM548]: [UAF12-33](#)

- [ResourceArtifact](#)
- [ResourceAsset](#)
- [ResourceInformation](#)
- [ResourcePerformer](#)
- [Responsibility](#)
- [SecurityEnclave](#)
- SecurityImpactProperties
- [Software](#)
- [System](#)
- [Technology](#)

Commented [AM549]: [UAF12-33](#)

View Specifications::Security::Structure

Stakeholders: Security Architects, Security Engineers.

Concerns: The structure of security information and where it is used at the operational and resource level.

Definition: Captures the allocation of assets (operational and resource, information and data) across the security enclaves, shows applicable security controls necessary to protect organizations, systems and information during processing, while in storage (bdd), and during transmission (flows on an ibd). This view also captures Asset Aggregation and allocates the usage of the aggregated information at a location through the use of the [information rolesSecurityProperty](#).

Recommended Implementation: SysML Internal Block Diagram, SysML Block Definition Diagram.

Commented [AM550]: [UAF12-33](#)

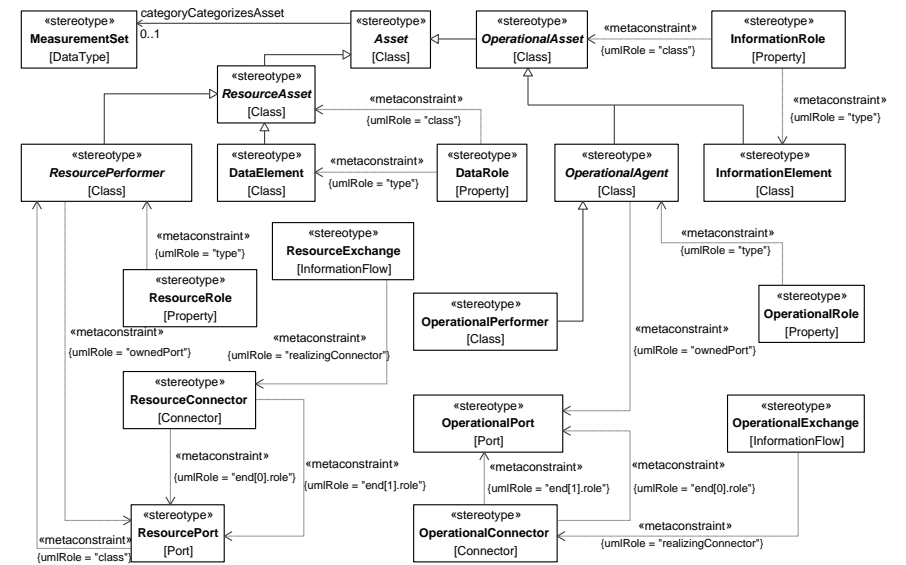
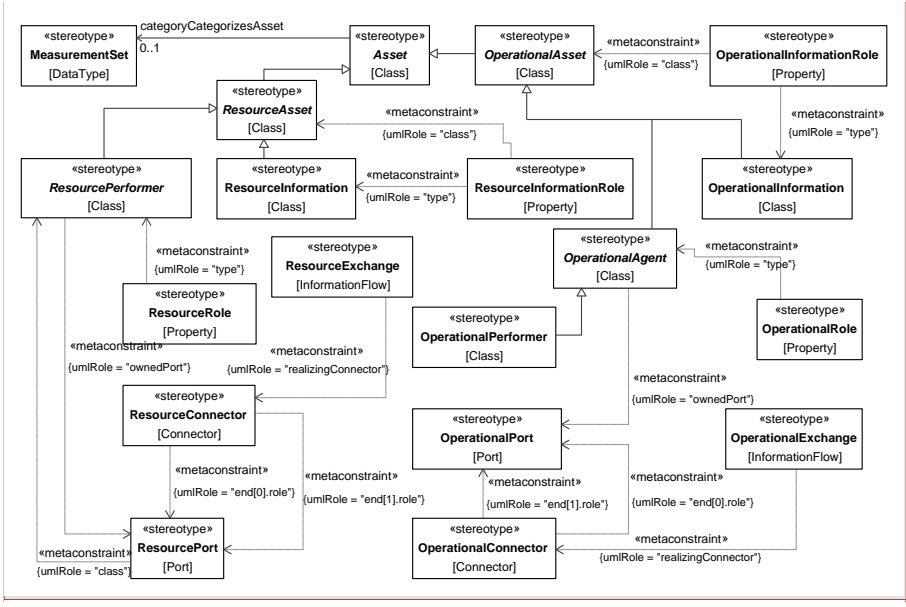


Figure 4:50 - Security Structure Elements

- [Asset](#)
- ~~[DataElement](#)~~
- ~~[DataRole](#)~~
- ~~[InformationElement](#)~~
- ~~[InformationRole](#)~~
- [MeasurementSet](#)
- [OperationalAgent](#)
- [OperationalAsset](#)
- [OperationalConnector](#)
- ~~[OperationalExchange](#)~~
- ~~[OperationalInformation](#)~~
- ~~[OperationalInformationRole](#)~~
- [OperationalPerformer](#)
- [OperationalPort](#)
- [OperationalRole](#)
- [ResourceAsset](#)
- [ResourceConnector](#)
- ~~[ResourceExchange](#)~~
- ~~[ResourceInformation](#)~~
- ~~[ResourceInformationRole](#)~~
- [ResourcePerformer](#)
- [ResourcePort](#)
- [ResourceRole](#)

Commented [AM552]: [UAF12-33](#)

Commented [AM553]: [UAF12-33](#)

Commented [AM554]: [UAF12-33](#)

View Specifications::Security::Connectivity

Stakeholders: Security Architects, Security Engineers.

Concerns: Addresses the security constraints and information assurance attributes that exist on exchanges across resources and across performers.

Definition: Lists security exchanges across security assets; the applicable security controls; and the security enclaves that house the producers and consumers of the exchanges. Measurements can optionally be included.

Recommended Implementation: SysML Internal Block Diagram, tabular format.

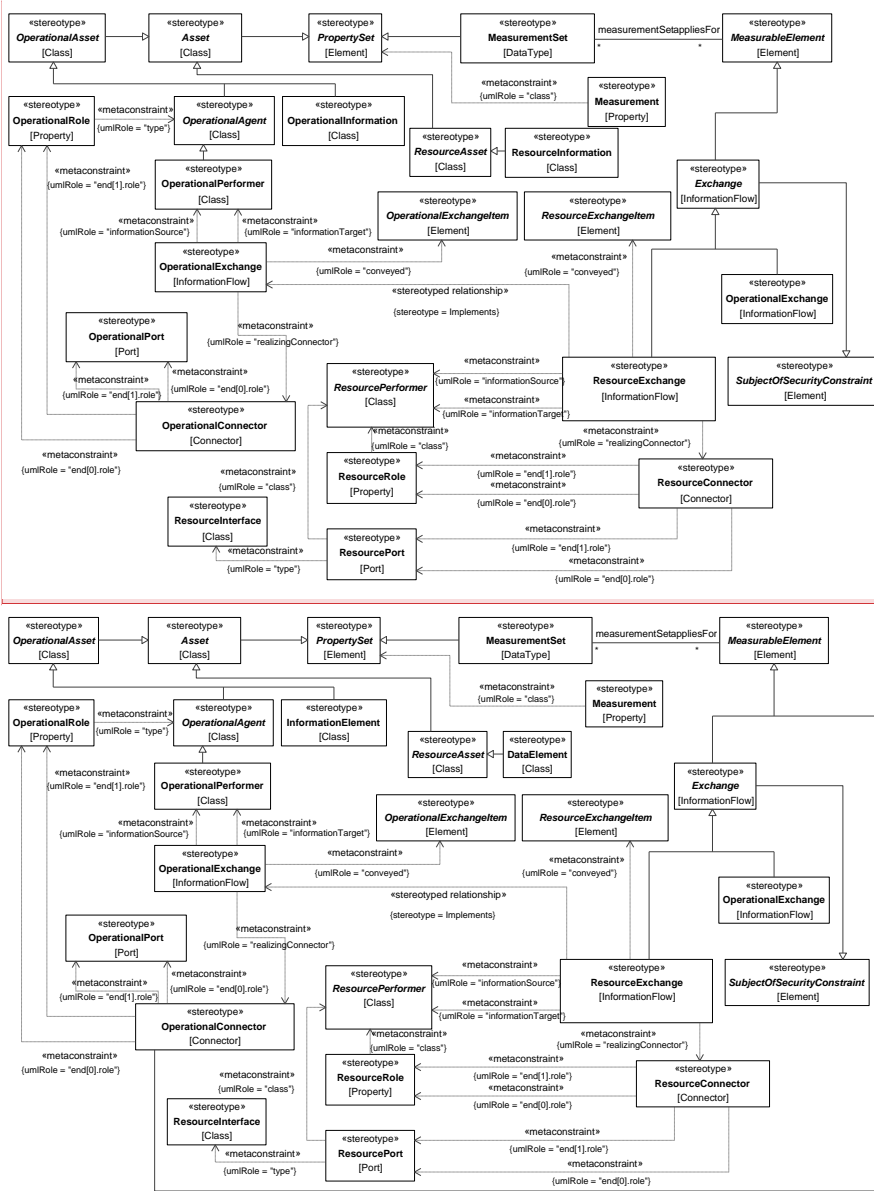


Figure 4:51 - Security Connectivity

Elements

- [Asset](#)
- [DataElement](#)
- [Exchange](#)
- [InformationElement](#)
- [MeasurableElement](#)
- [Measurement](#)
- [MeasurementSet](#)
- [OperationalAgent](#)
- [OperationalAsset](#)
- [OperationalConnector](#)
- [OperationalExchange](#)
- [OperationalExchangeItem](#)
- [OperationalInformation](#)
- [OperationalPerformer](#)
- [OperationalPort](#)
- [OperationalRole](#)
- [PropertySet](#)
- [ResourceAsset](#)
- [ResourceConnector](#)
- [ResourceExchange](#)
- [ResourceExchangeItem](#)
- [ResourceInformation](#)
- [ResourceInterface](#)
- [ResourcePerformer](#)
- [ResourcePort](#)
- [ResourceRole](#)
- [SubjectOfSecurityConstraint](#)

Commented [AM556]: [UAF12-33](#)

Commented [AM557]: [UAF12-33](#)

Commented [AM558]: [UAF12-33](#)

Commented [AM559]: [UAF12-33](#)

View Specifications::Security::Processes

Stakeholders: Security Architects, Security Engineers.

Concerns: The specification of the Security Control families, security controls, and measures required to address a specific security baseline.

Definition: Provides a set of Security Controls and any possible enhancements as applicable to assets. The activity diagram describes operational or resource level processes that apply (operational level) or implement (resource level) security controls/enhancements to assets located in enclaves and across enclaves. This Security Process view can be instantiated either as a variant of an activity/flow diagram or as a hierarchical work breakdown structure.

Recommended Implementation: SysML Activity Diagram, SysML Block Definition Diagram.

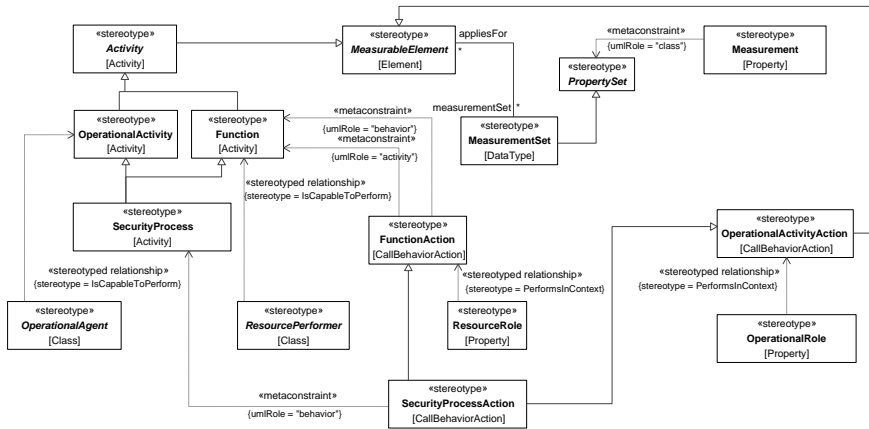


Figure 4:52 - Security Processes Elements

- [Activity](#)
- [Function](#)
- [FunctionAction](#)
- [MeasurableElement](#)
- [Measurement](#)
- [MeasurementSet](#)
- [OperationalActivity](#)
- [OperationalActivityAction](#)
- [OperationalAgent](#)
- [OperationalRole](#)
- [PropertySet](#)
- [ResourcePerformer](#)
- [ResourceRole](#)
- [SecurityProcess](#)
- [SecurityProcessAction](#)

View Specifications::Security::Constraints

Stakeholders: Security Architects, Security Engineers, ~~Risk Analysts.~~

Concerns: (i) Security-related policy, guidance, laws and regulations as applicable to assets, ~~(ii) threats, vulnerabilities, and risk assessments as applicable to assets.~~

Definition: ~~Specifies textual rules/non-functional requirements that are security constraints on resources, information and data (e.g., security-related in the form of rules (e.g. access control policy). A common way of representing access control policy is through the use of XACML (eXtensible Access Control Markup Language), it is expected that implementations of UAF allow users to link security constraints to external files represented in XACML.~~ (i) ~~Specifies textual rules/non-functional requirements that are security constraints on resources, information and data (e.g. security-related in the form of rules (e.g. access control policy). A common way of representing access control policy is through the use of XACML (eXtensible Access Control Markup Language), it is expected that implementations of UAF allow users to link security constraints to external files represented in XACML.~~ (ii) ~~Identifies risks, specifies risk likelihood, impact, asset criticality, other measurements and enables risk assessment.~~

Recommended Implementation: tabular or Matrix format, SysML Block Definition Diagram, SysML Parametric Diagram, or OCL.

Commented [AM560]: [UAF12-51](#)

Figure 4:53 - Security Constraints

Elements

- ~~ActualMeasurement~~
- ~~ActualPropertySet~~
- ~~ActualResource~~
- ~~ActualResponsibleResource~~
- ~~ActualRisk~~
- [Asset](#)
- [AssetRole](#)
- ~~EnhancedSecurityControl~~
- ~~MeasurableElement~~
- ~~Measurement~~
- ~~MeasurementSet~~
- [OperationalAgent](#)
- ~~OperationalAsset~~
- ~~OperationalConnector~~
- ~~OperationalInformation~~
- ~~OperationalInformationRole~~
- [OperationalRole](#)
- ~~ResourceAsset~~
- ~~ResourceConnector~~
- ~~ResourceInformation~~
- ~~ResourceInformationRole~~
- ~~OrganizationalResource~~
- ~~PropertySet~~
- [ResourcePerformer](#)
- [ResourceRole](#)
- ~~Risk~~
- [SecurityConstraint](#)
- ~~SecurityControl~~
- ~~SecurityControlFamily~~
- [SecurityProcess](#)
- ~~ServiceConnector~~
- ~~ServiceRole~~
- ~~StrategicAsset~~
- ~~StrategicInformation~~
- ~~SubjectOfSecurityConstraint~~
- ~~ValueItem~~

Commented [AM562]: [UAF12-5](#)

Commented [AM563]: [UAF12-51](#)

Commented [AM564]: [UAF12-33](#)

Commented [AM565]: [UAF12-51](#)

Commented [AM566]: [UAF12-33](#)

Commented [AM567]: [UAF12-51](#)

Commented [AM568]: [UAF12-5](#)

Commented [AM569]: [UAF12-51](#)

Commented [AM570]: [UAF12-51](#)

View Specifications::Security::Traceability

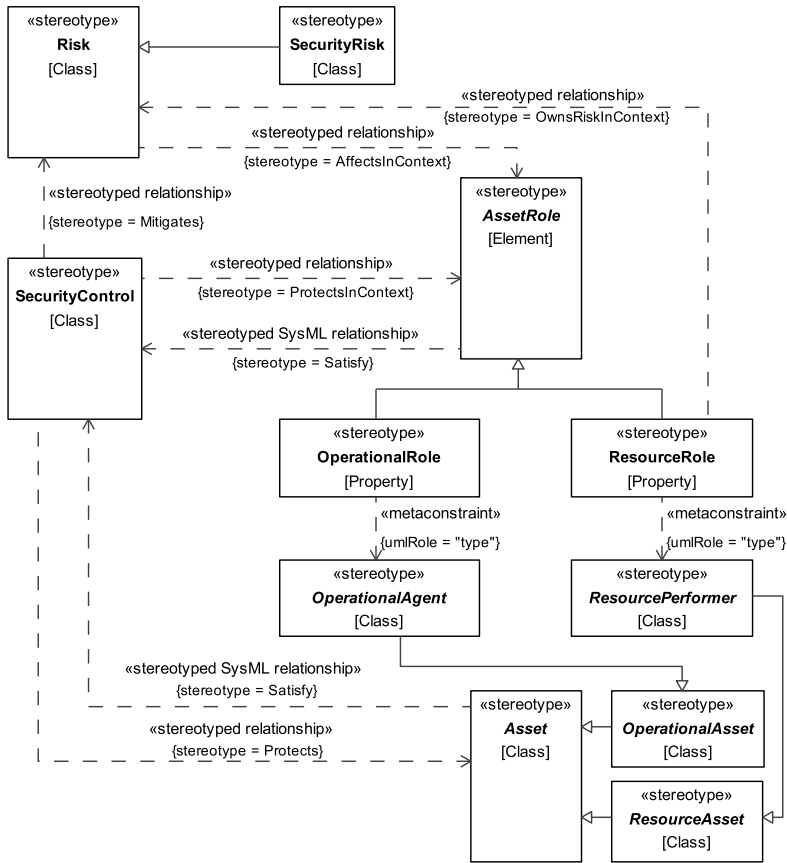
Stakeholders: Security Architects, Security Engineers, Risk Analysts.

Concerns: traceability between risk and risk owner, risk mitigations, and affected asset roles.

Definition: depicts the mapping of a risk to each of the following: risk owner, risk mitigations, and affected asset roles.

Recommended Implementation: Matrix format, SysML Block Definition Diagram.

Commented [AM571]: [UAF12-51](#)



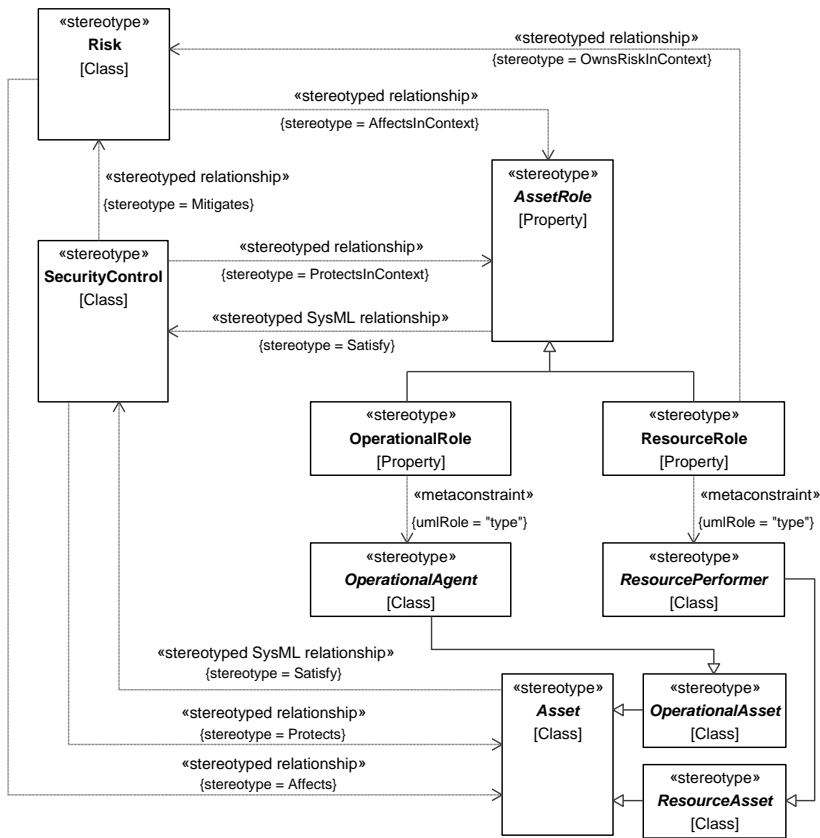


Figure 4:54 - Security Traceability

Elements

- [Asset](#)
- [AssetRole](#)
- [OperationalAgent](#)
- [OperationalAsset](#)
- [OperationalRole](#)
- [ResourceAsset](#)
- [ResourcePerformer](#)
- [ResourceRole](#)
- [Risk](#)
- [SecurityControl](#)
- [SecurityRisk](#)

Commented [AM572]: [UAF12-51](#)

4.1.74.1.9 View Specifications::Projects

Stakeholders: PMs, Project Portfolio Managers, Enterprise Architects.

Concerns: project portfolio, projects and project milestones.

Definition: describes projects and project milestones, how those projects deliver capabilities, the organizations contributing to the projects and dependencies between projects.

View Specifications::Projects::Taxonomy

Stakeholders: PMs, Project Portfolio Managers, Enterprise Architects.

Concerns: types of projects and project milestones.

Definition: shows the taxonomy of types of projects and project milestones.

Recommended Implementation: SysML Block Definition Diagram.

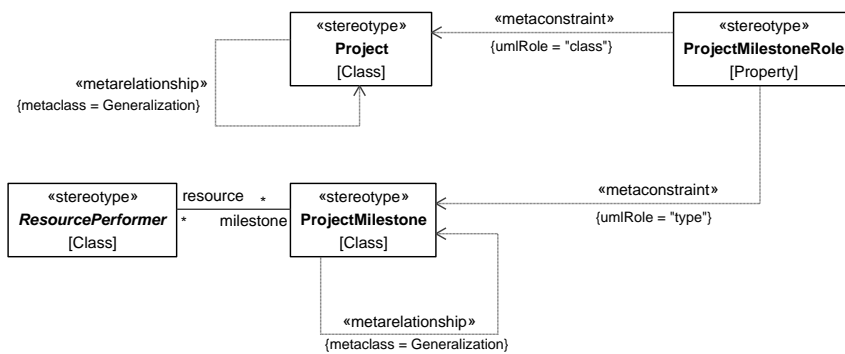


Figure 4:55 - Project Taxonomy

Elements

- [Project](#)
- [ProjectMilestone](#)
- [ProjectMilestoneRole](#)
- [ResourcePerformer](#)

View Specifications::Projects::Structure

Stakeholders: PMs.

Concerns: relationships between types of projects and project milestones.

Definition: provides a template for an actual project(s) road map(s) to be implemented.

Recommended Implementation: SysML Block Definition Diagram.

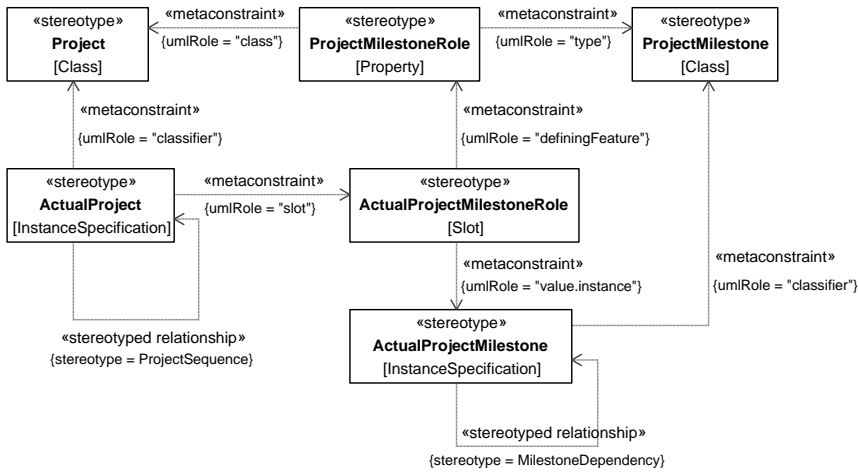


Figure 4:57 - Project Connectivity Elements

- [ActualProject](#)
- [ActualProjectMilestone](#)
- [ActualProjectMilestoneRole](#)
- [Project](#)
- [ProjectMilestone](#)
- [ProjectMilestoneRole](#)

View Specifications::Projects::Processes

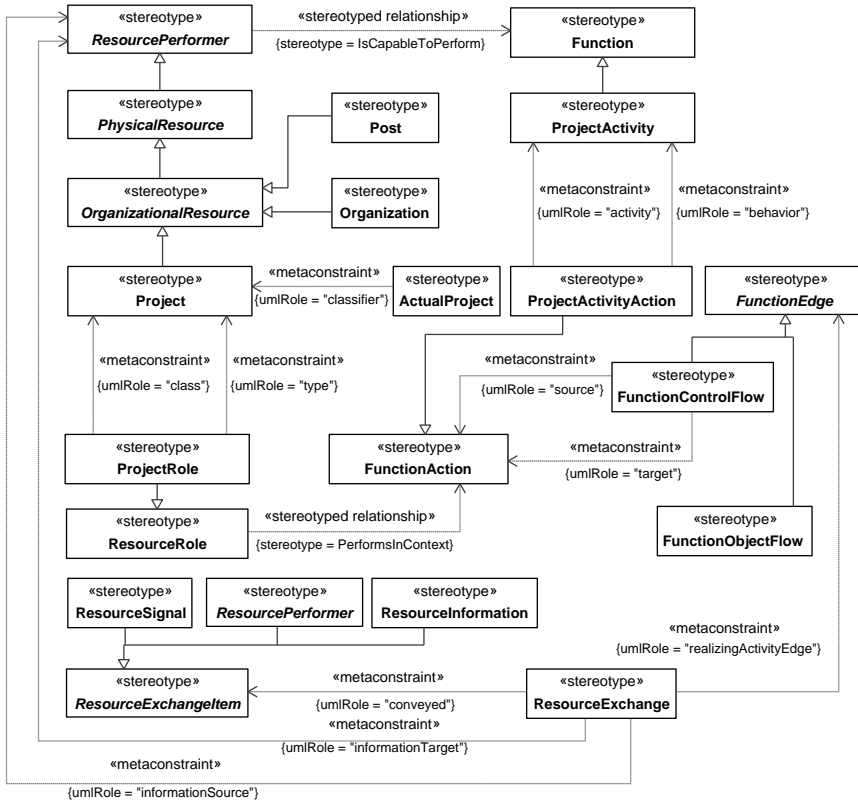
Stakeholders: PMs.

Concerns: captures project tasks (ProjectActivities) and flows between them.

Definition: describes the ProjectActivities that are normally conducted in the course of -projects to support capability(ies) and implement resources. It describes the ProjectActivities, their Inputs/Outputs, ProjectActivityActions and flows between them.

Recommended Implementation: SysML Activity Diagram, SysML Block Definition Diagram.

Commented [AM573]: [UAF12-33](#)



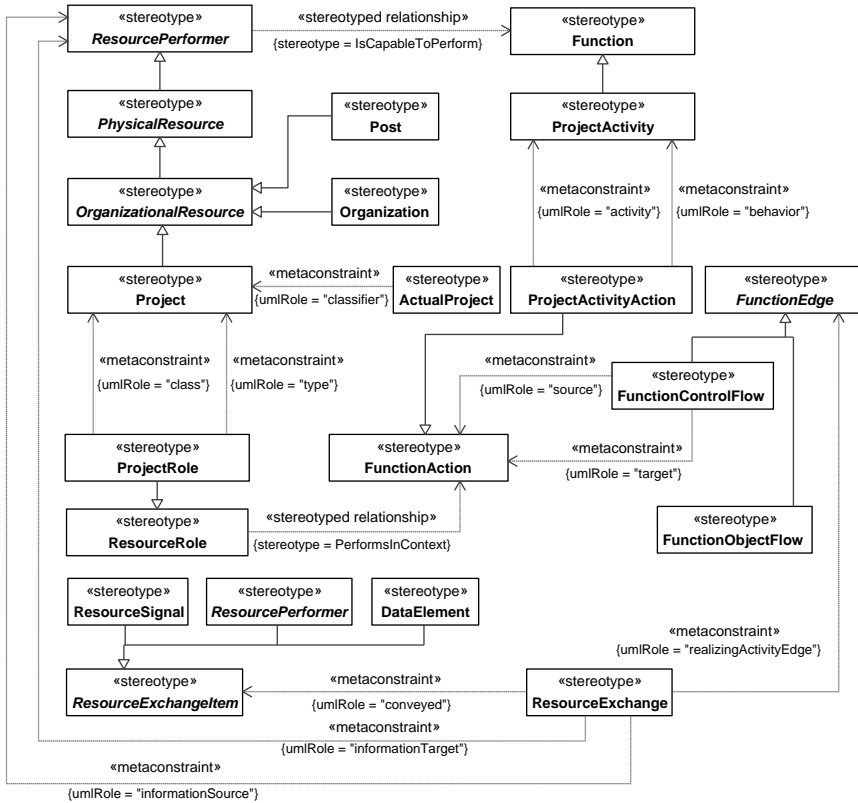


Figure 4:58 - Project Processes Elements

- [ActualProject](#)
- [DataElement](#)
- [Function](#)
- [FunctionAction](#)
- [FunctionControlFlow](#)
- [FunctionEdge](#)
- [FunctionObjectFlow](#)
- [Organization](#)
- [OrganizationalResource](#)
- [PhysicalResource](#)
- [Post](#)
- [Project](#)
- [ProjectActivity](#)
- [ProjectActivityAction](#)
- [ProjectRole](#)

Commented [AM574]: [UAF12-33](#)

- [ResourceExchange](#)
- [ResourceExchangeItem](#)
- [ResourceInformation](#)
- [ResourcePerformer](#)
- [ResourceRole](#)
- [ResourceSignal](#)

Commented [AM575]: [UAF12-33](#)

View Specifications::Projects::Roadmap

Stakeholders: PMs, Capability Owners, Solution Providers, Enterprise Architects.

Concerns: the product portfolio management; a planning of capability delivery.

Definition: provides a timeline perspective on programs or projects

Recommended Implementation: timeline, tabular format, SysML Block Definition Diagram.

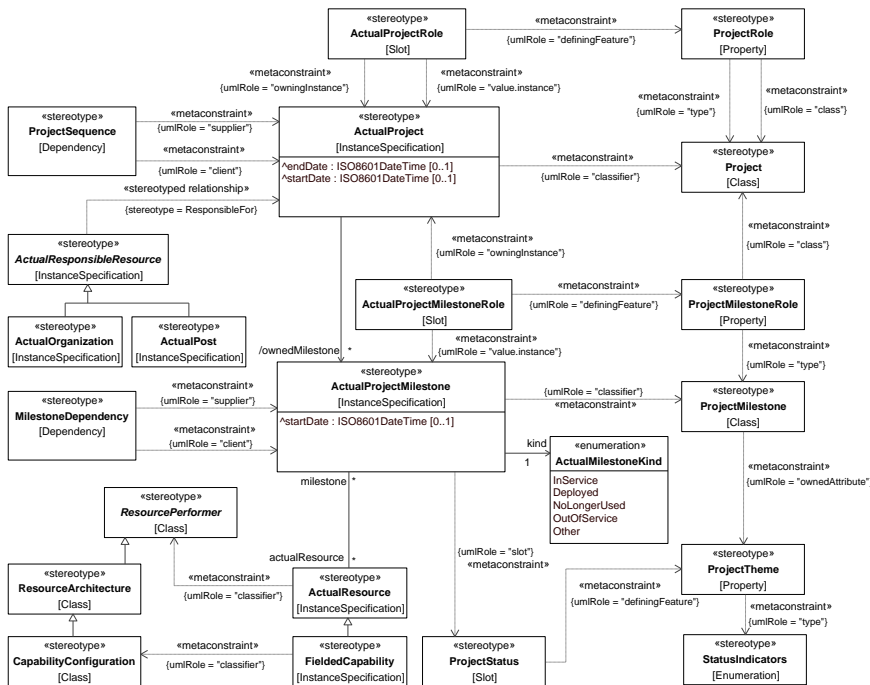


Figure 4:59 - Project Roadmap

Elements

- [ActualMilestoneKind](#)
- [ActualOrganization](#)
- [ActualPost](#)
- [ActualProject](#)
- [ActualProjectMilestone](#)
- [ActualProjectMilestoneRole](#)
- [ActualProjectRole](#)
- [ActualResource](#)
- [ActualResponsibleResource](#)

- [CapabilityConfiguration](#)
- [FieldedCapability](#)
- [MilestoneDependency](#)
- [Project](#)
- [ProjectMilestone](#)
- [ProjectMilestoneRole](#)
- [ProjectRole](#)
- [ProjectSequence](#)
- [ProjectStatus](#)
- [ProjectTheme](#)
- [ResourceArchitecture](#)
- [ResourcePerformer](#)
- [StatusIndicators](#)

View Specifications::Projects::Traceability

Stakeholders: PMs, Project Portfolio Managers, Enterprise Architects.

Concerns: traceability between capabilities and projects that deliver them.

Definition: depicts the mapping of projects to capabilities and thus identifies the transformation of a capability(ies) into a purposeful implementation via projects.

Recommended Implementation: Matrix format, SysML Block Definition Diagram.

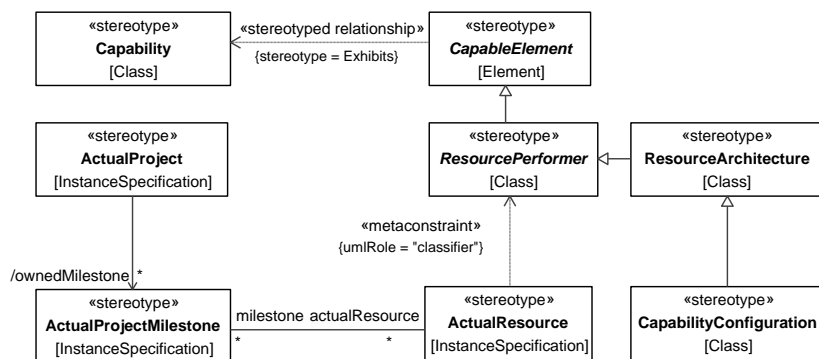


Figure 4:60 - Project Traceability

Elements

- [ActualProject](#)
- [ActualProjectMilestone](#)
- [ActualResource](#)
- [Capability](#)
- [CapabilityConfiguration](#)
- [CapableElement](#)
- [ResourceArchitecture](#)
- [ResourcePerformer](#)

4.1.84.1.10 View Specifications::Standards

Stakeholders: Solution Providers, Systems Engineers, Software Engineers, Systems Architects, Business Architects.

Concerns: technical and non-technical Standards applicable to the architecture.

Definition: shows the technical, operational, and business Standards applicable to the architecture. Defines the underlying current and expected Standards.

View Specifications::Standards::Taxonomy

Stakeholders: Solution Providers, Systems Engineers, Software Engineers, Systems Architects, Business Architects.
 Concerns: technical and non-technical standards, guidance and policy applicable to the architecture.

Definition: shows the taxonomy of types of technical, operational, and business standards, guidance and policy applicable to the architecture.

Recommended Implementation: SysML Block Definition Diagram.

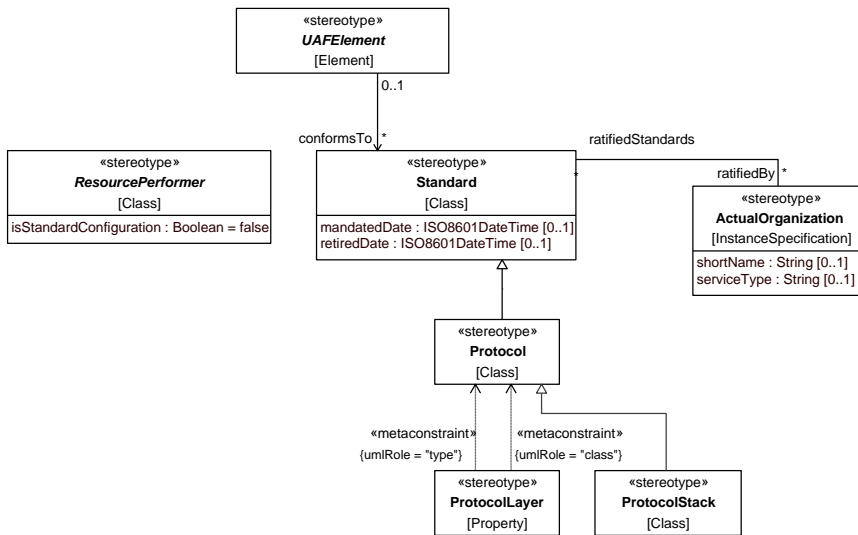


Figure 4:61 - Standards Taxonomy

Elements

- [ActualOrganization](#)
- [Protocol](#)
- [ProtocolLayer](#)
- [ProtocolStack](#)
- [ResourcePerformer](#)
- [Standard](#)
- [UAFElement](#)

View Specifications::Standards::Structure

Stakeholders: Solution Providers, Systems Engineers, Software Engineers, Systems Architects.
 Concerns: the specification of the protocol stack used in the architecture.
 Definition: shows the composition of standards required to achieve the architecture's objectives.
 Recommended Implementation: SysML Internal Block Diagram.

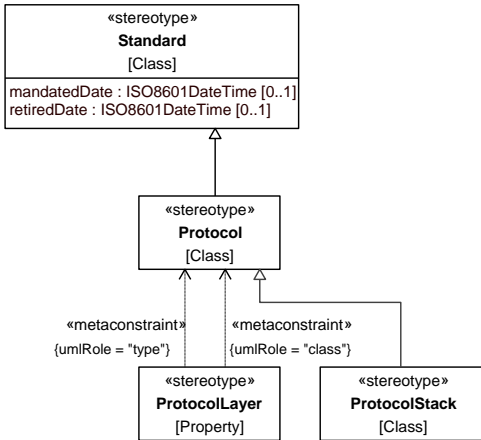


Figure 4:62 - Standards Structure
Elements

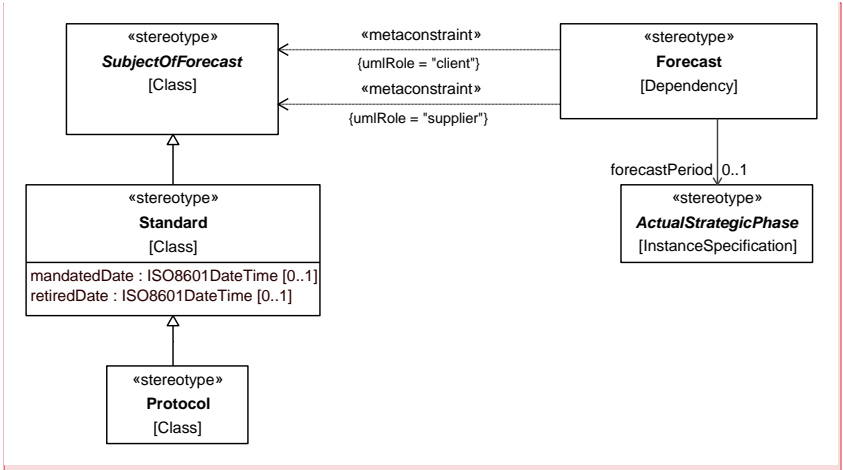
- [Protocol](#)
- [ProtocolLayer](#)
- [ProtocolStack](#)
- [Standard](#)

View Specifications::Standards::Roadmap

Stakeholders: Solution Providers, Systems Engineers, Systems Architects, Software Engineers, Business Architects.
Concerns: expected changes in technology-related standards and conventions, operational standards, or business standards and conventions.

Definition: defines the underlying current and expected standards. Expected standards are those that can be reasonably forecast given the current state of technology, and expected improvements / trends.

Recommended Implementation: timeline, tabular format, SysML Block Definition Diagram.



Commented [AM576]: [UAF12-15](#)

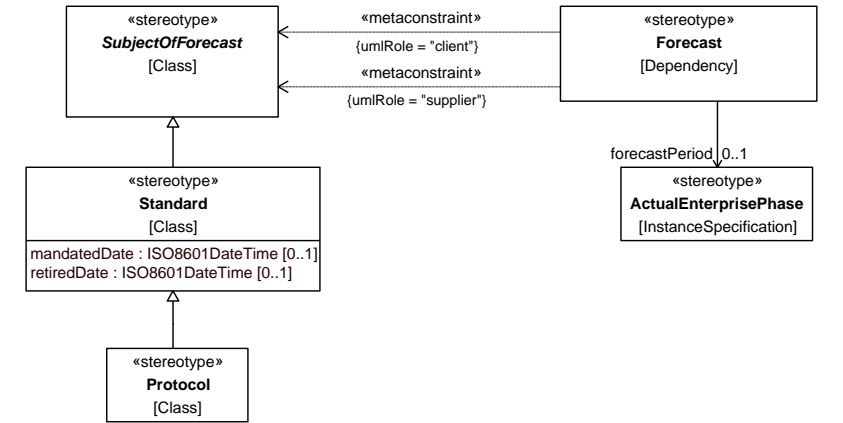


Figure 4:63 - Standards Roadmap

Elements

- [ActualStrategicPhase](#)
- [ActualEnterprisePhase](#)
- [Forecast](#)
- [Protocol](#)
- [Standard](#)
- [SubjectOfForecast](#)

Commented [AM577]: [UAF12-15](#)

View Specifications::Standards::Traceability

Stakeholders: Solution Providers, Systems Engineers, Software Engineers, Systems Architects, Business Architects.
 Concerns: standards that need to be taken in account to ensure the interoperability of the implementation of architectural elements.

Definition: shows the applicability of standards to specific elements in the architecture.
 Recommended Implementation: tabular format, matrix format, SysML Block Definition Diagram.

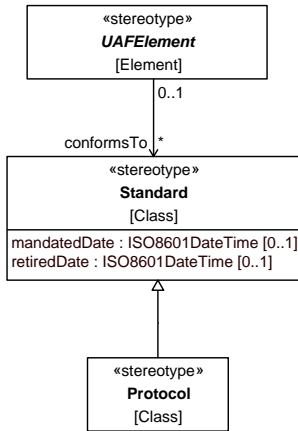


Figure 4:64 - Standards Traceability Elements

- [Protocol](#)
- [Standard](#)
- [UAFElement](#)

4.1.94.1.11 View Specifications::Actual Resources

View Specifications::Actual Resources::Structure

Stakeholders: Solution Providers, Systems Engineers, Business Architects.
 Concerns: the analysis, e.g., evaluation of different alternatives, what-if, trade-offs, V&V on the actual resource configurations as it provides a means to capture different solution architectures. The detailed analysis (trade-off, what-if etc.) is carried out using the Resource Constraints view.
 Definition: illustrates the expected or achieved actual resource configurations required to meet an operational need.
 Recommended Implementation: SysML Block Definition Diagram.

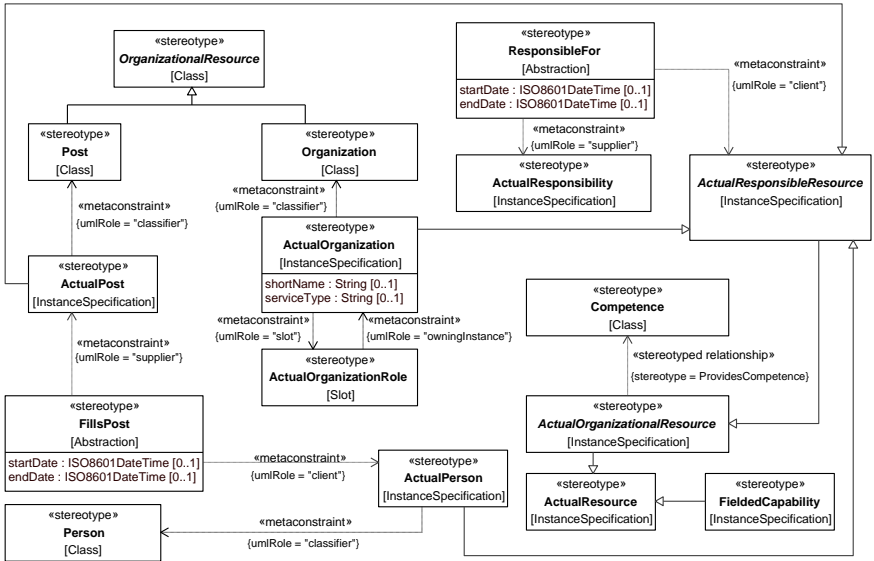


Figure 4:65 - Actual Resources Structure Elements

- [ActualOrganization](#)
- [ActualOrganizationalResource](#)
- [ActualOrganizationRole](#)
- [ActualPerson](#)
- [ActualPost](#)
- [ActualResource](#)
- [ActualResponsibility](#)
- [ActualResponsibleResource](#)
- [Competence](#)
- [FieldedCapability](#)
- [FillsPost](#)
- [Organization](#)
- [OrganizationalResource](#)
- [Person](#)
- [Post](#)
- [ResponsibleFor](#)

View Specifications::Actual Resources::Connectivity

Stakeholders: Solution Providers, Systems Engineers, Business Architects.
 Concerns: the communication of actual resource.
 Definition: illustrates the actual resource configurations and actual relationships between them.
 Recommended Implementation: tabular format, SysML Block Definition Diagram, SysML Internal Block Diagram, SysML Sequence Diagram.

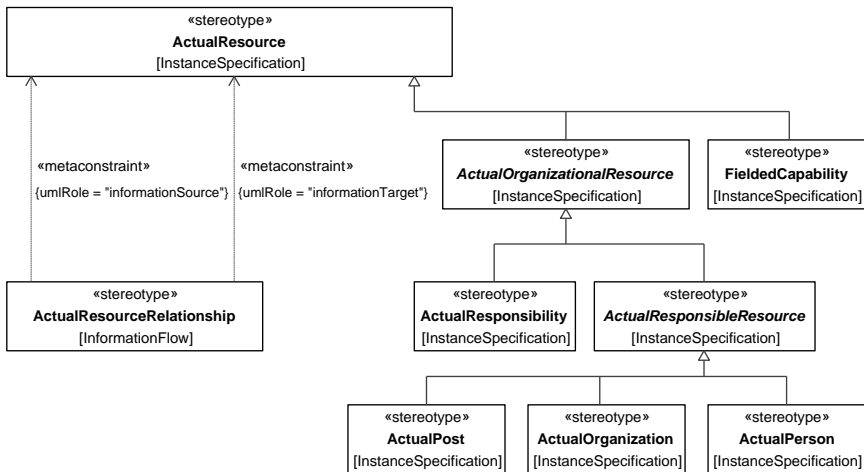


Figure 4:66 - Actual Resources Connectivity Elements

- [ActualOrganization](#)
- [ActualOrganizationalResource](#)
- [ActualPerson](#)
- [ActualPost](#)
- [ActualResource](#)
- [ActualResourceRelationship](#)
- [ActualResponsibility](#)
- [ActualResponsibleResource](#)
- [FieldedCapability](#)

View Specifications::Actual Resources::Traceability

Stakeholders: Systems Engineers, Enterprise Architects, Solution Providers, Business Architects.
 Concerns: traceability between operational activities and functions that implements them.
 Definition: depicts the mapping of functions to operational activities and thus identifies the transformation of an operational need into a purposeful function performed by a resource or solution.
 Recommended Implementation: Matrix format, SysML Block Definition Diagram.

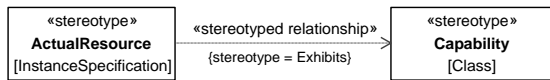


Figure 4:67 - Actual Resources Traceability Elements

- [ActualResource](#)
- [Capability](#)

4.1.10 View Specifications::Dictionary

~~Stakeholders: Architects, users of the architecture, Capability Owners, Systems Engineers, Solution Providers.~~

~~Unified Architecture Framework Modeling Language (UAFML) Version 1.2 Unified Architecture Framework Profile (UAFP) Version 1.1~~

Commented [AM578]: [UAF12-54](#)Moved to Architecture Management Viewpoint

Concerns: Definitions for all the elements in the architecture, libraries of environments and measurements.

Definition: Presents all the elements used in an architecture. Can be used specifically to capture:—
 —a. elements and relationships that are involved in defining the environments applicable to capability, operational concept or set of systems.
 —b. measurable properties that can be used to support analysis such as KPIs, MoEs, TPIs etc.

Recommended Implementation: Tabular format, SysML Block Definition Diagram.

View Specifications::Dictionary::Dictionary

Stakeholders: Solution Providers, Systems Engineers, Software Architects, Business Architects.

Concerns: provides a central reference for a given architecture’s data and metadata. It enables the set of architecture description to stand alone, with minimal reference to outside resources.—

Definition: contains definitions of terms used in the given architecture. It consists of textual definitions in the form of a glossary, their taxonomies, and their metadata (i.e., data about architecture data), including metadata for any custom-tailored views. Architects should use standard terms where possible (i.e., terms from existing, approved dictionaries, glossaries, and lexicons).

Recommended Implementation: text, table format.

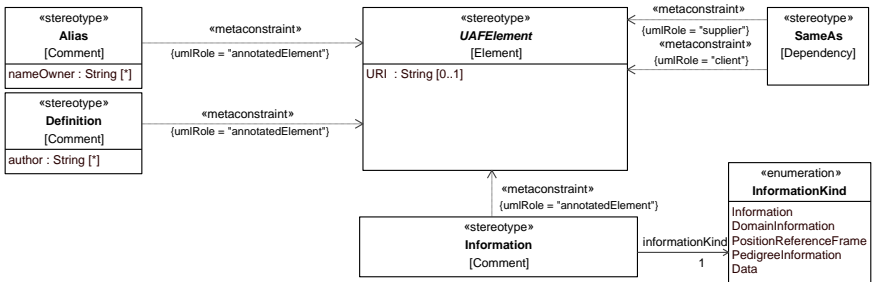


Figure 4:68 – Dictionary Elements

- Alias
- Definition
- Information
- InformationKind
- SameAs
- UAFEElement

4.1.114.1.12 View Specifications::RequirementsMotivation

Stakeholders: Enterprise Architects, Enterprise Systems Engineers, Model Managers, System Architects, Requirement Engineers, Solution Providers, Systems Engineers, Software Engineers, Business Architects, Portfolio Managers, Program Managers, Security Architects, Security Engineers, Risk Analysts.

Concerns: (i) architecture drivers, challenges, opportunities, capabilities that address opportunities, phases and architectures that address challenges; (ii) requirements, their relationship (via traceability) to more detailed requirements and the solution described by the architecture that will meet those requirements; (iii) security controls, security control families, and overlays.

Definition: Identifies and defines motivational elements e.g., challenges, opportunities, and concerns, that pertain to enterprise transformation efforts, and different types of requirements, e.g., operational, services, personnel, resources, or security controls.

Recommended Implementation: SysML Block Definition Diagram, SysML Package Diagram, tabular format.

Commented [AM579]: [UAF12-50](#)

Commented [AM580]: [UAF12-50](#)

View Specifications::~~Motivation::Requirements~~Motivation: -Requirements

Commented [AM581]: [UAF12-50](#)

Stakeholders: Requirement Engineers, Solution Providers, Systems Engineers, Software Engineers, Systems Architects, Business Architects.
 Concerns: provides a central reference for a set of stakeholder needs expressed as requirements, their relationship (via traceability) to more detailed requirements and the solution described by the architecture that will meet those requirements.
 Definition: used to represent requirements, their properties, and relationships (trace, verify, satisfy, refine) between each other and to UAF architectural elements.
 Recommended Implementation: SysML Requirement Diagram, tabular format, matrix format.

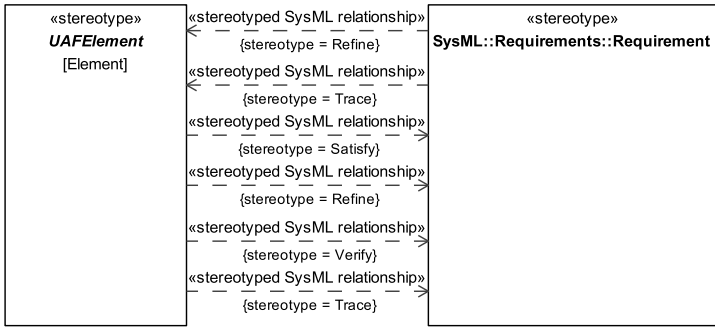


Figure 4:69 - Requirements Elements

- [Requirement](#)
- [UAFElement](#)

Formatted: Font: Bold

Commented [AM582]: [UAF12-50](#)

4.1.12 View Specifications::Summary & Overview

Commented [AM583]: [UAF12-50](#)

View Specifications::Summary & Overview::Summary & Overview

Stakeholders: Decision-makers, Solution Providers, Systems Engineers, Software Architects, Business Architects.
 Concerns: quick overview of an architecture description and summary of analysis. In the initial phases of architecture development, it serves as a planning guide. Upon completion of an architecture, it provides a summary of findings, and any conducted analysis.
 Definition: provides executive level summary information in a consistent form that allows quick reference and comparison among architectures. The Summary and Overview includes assumptions, constraints, and limitations that may affect high-level decision processes involving the architecture.
 Recommended Implementation: text, free-form diagram, table format.

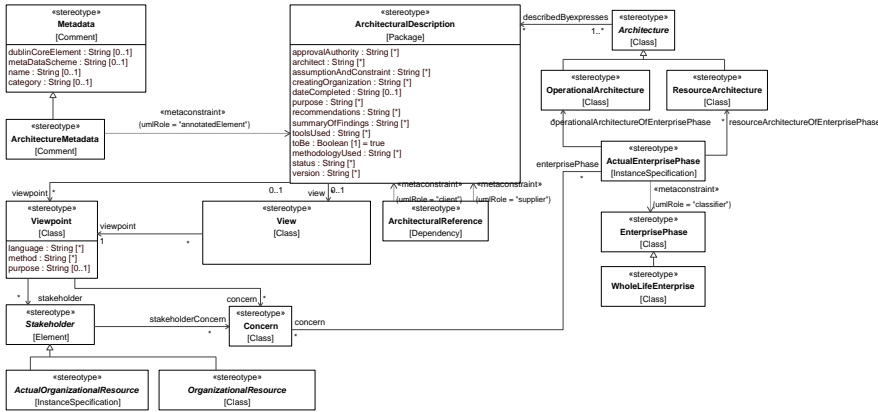


Figure 4:70 – Summary & Overview Elements

- [ActualEnterprisePhase](#)
- [ActualOrganizationalResource](#)
- [ArchitecturalDescription](#)
- [ArchitecturalReference](#)
- [Architecture](#)
- [ArchitectureMetadata](#)
- [Concern](#)
- [EnterprisePhase](#)
- [Metadata](#)
- [OperationalArchitecture](#)
- [OrganizationalResource](#)
- [ResourceArchitecture](#)
- [Stakeholder](#)
- [Viewpoint](#)
- [WholeLifeEnterprise](#)

4.1.13 View Specifications:Information

Stakeholders: Data Modelers, Software Engineers, Systems Engineers

Concerns: address the information perspective on operational, service, and resource architectures.

Definition: allows analysis of an architecture’s information and data definition aspect, without consideration of implementation specific issues.

Recommended Implementation: SysML Block Definition Diagram.

View Specifications::Information::Information: Operational Information

Stakeholders: Data Modelers, Software Engineers, Systems Engineers, Operators and Users, Service Managers and Providers

Concerns: address the information perspective on operational and service architectures.

Definition: allows analysis of an architecture’s information and data definition aspect, without consideration of implementation specific issues.

Recommended Implementation: SysML Block Definition Diagram.

Formatted: OMG Normal Paragraph

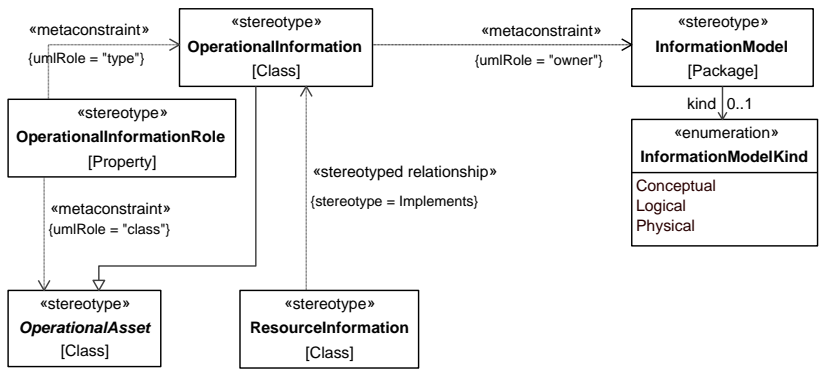


Figure 4:84 - Information: Operational Information Elements

- [InformationModel](#)
- [InformationModelKind](#)
- [OperationalAsset](#)
- [OperationalInformation](#)
- [OperationalInformationRole](#)
- [ResourceInformation](#)

View Specifications::Information::Information: Resources Information

Stakeholders: Data Modelers, Software Engineers, Systems Engineers

Concerns: address the information perspective on resource architectures including personnel architectures.

Definition: allows analysis of an architecture’s information and data definition aspect, without consideration of implementation specific issues.

Recommended Implementation: SysML Block Definition Diagram.

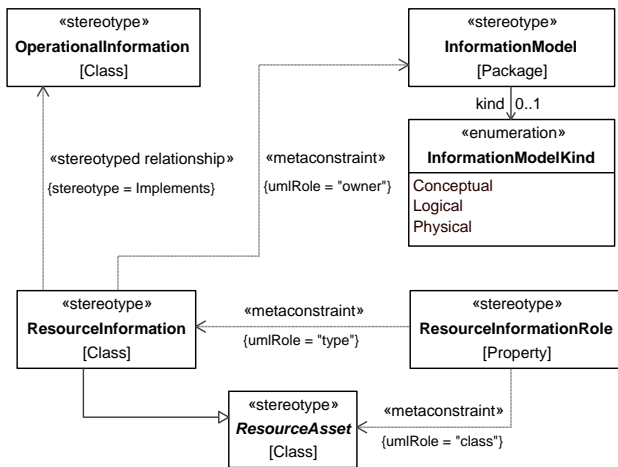


Figure 4:85 - Information: Resources Information

Elements

- [InformationModel](#)
- [InformationModelKind](#)
- [OperationalInformation](#)
- [ResourceAsset](#)
- [ResourceInformation](#)
- [ResourceInformationRole](#)

View Specifications::Information::Information Model

Stakeholders: Data Modelers, Software Engineers, Systems Engineers

Concerns: address the information perspective on operational, service, and resource architectures.

Definition: allows analysis of an architecture's information and data definition aspect, without consideration of implementation-specific issues.

Recommended Implementation: SysML Block Definition Diagram.

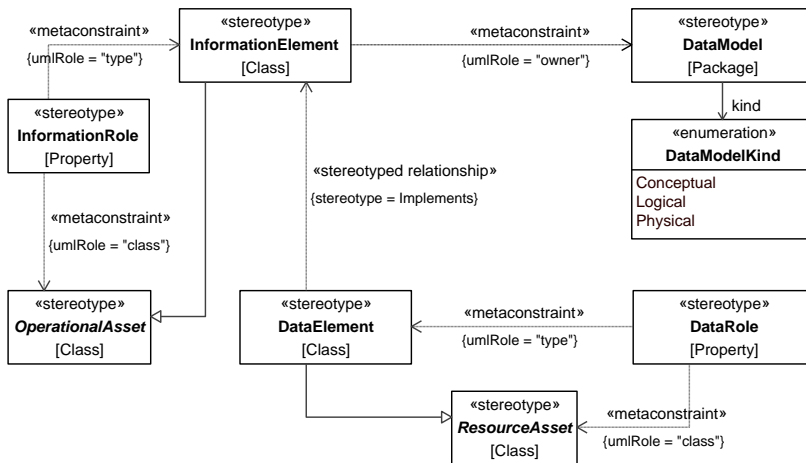


Figure 4:71 – Information Model Elements

- [DataElement](#)
- [DataModel](#)
- [DataModelKind](#)
- [DataRole](#)
- [InformationElement](#)
- [InformationRole](#)
- [OperationalAsset](#)
- [ResourceAsset](#)

Commented [AM584]: [UAF12-33](#)

4.1.14 View Specifications::Parameters

Stakeholders: Capability owners, Systems Engineers, Solution Providers.

Concerns: identifies measurable properties that can be used to support engineering analysis and environment for the Capabilities

Definition: Shows the measurable properties of something in the physical world and elements and relationships that are involved in defining the environments applicable to capability, operational concept or set of systems.

View Specifications::Parameters::Parameters: Environment

Stakeholders: Capability owners, Systems Engineers, Solution Providers.

Concerns: defines the environment for the capabilities.

Definition: shows the elements and relationships that are involved in defining the environments applicable to capability, operational concept or set of systems.

Recommended Implementation: SysML Block Definition Diagram.

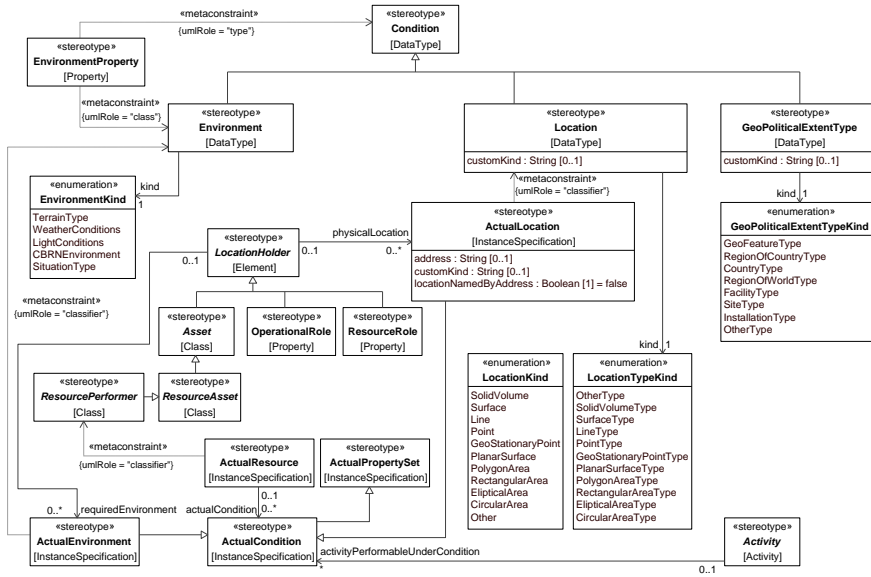


Figure 4:72 - Parameters: Environment Elements

- [Activity](#)
- [ActualCondition](#)
- [ActualEnvironment](#)
- [ActualLocation](#)
- [ActualPropertySet](#)
- [ActualResource](#)
- [Asset](#)
- [Condition](#)
- [Environment](#)
- [EnvironmentKind](#)
- [EnvironmentProperty](#)
- [GeoPoliticalExtentType](#)
- [GeoPoliticalExtentTypeKind](#)
- [Location](#)
- [LocationHolder](#)
- [LocationKind](#)
- [LocationTypeKind](#)
- [OperationalRole](#)
- [ResourceAsset](#)
- [ResourcePerformer](#)
- [ResourceRole](#)

View Specifications::Parameters::Parameters: Measurements

Stakeholders: Capability owners, Systems Engineers, Solution Providers.

Concerns: identifies measurable properties that can be used to support analysis such as KPIs, MOs, TPIs etc.

Definition: Shows the measurable properties of something in the physical world, expressed in amounts of a unit of measure that can be associated with any element in the architecture.
 Recommended Implementation: SysML Block Definition Diagram.

Commented [AM585]: UAF12-33
 UAF12-15

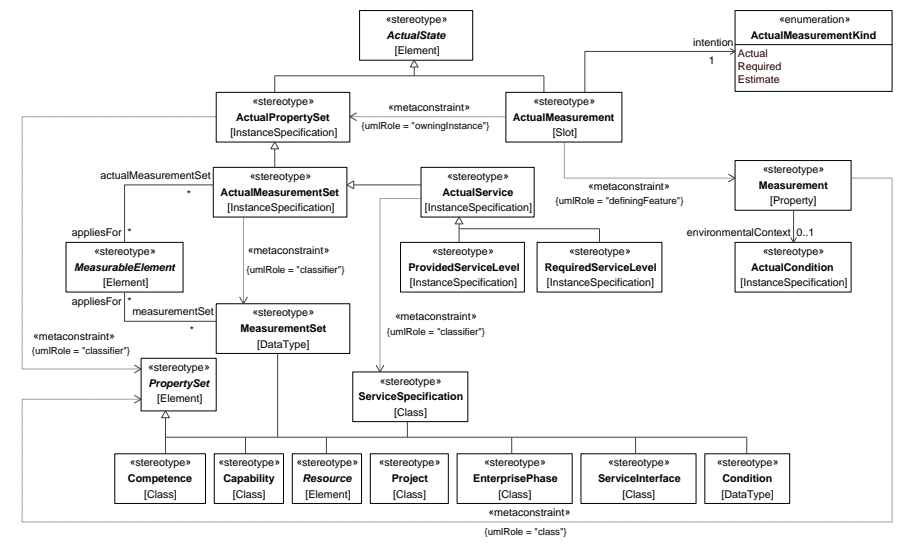
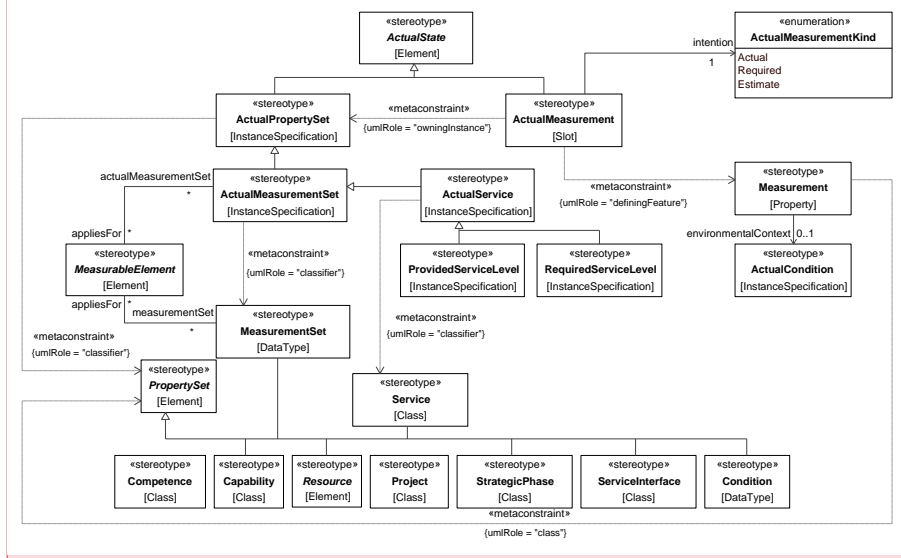


Figure 4:73 - Parameters: Measurements Elements

- [ActualCondition](#)
- [ActualMeasurement](#)
- [ActualMeasurementKind](#)
- [ActualMeasurementSet](#)
- [ActualPropertySet](#)
- [ActualService](#)
- [ActualState](#)
- [Capability](#)
- [Competence](#)
- [Condition](#)
- [EnterprisePhase](#)
- [MeasurableElement](#)
- [Measurement](#)
- [MeasurementSet](#)
- [Project](#)
- [PropertySet](#)
- [ProvidedServiceLevel](#)
- [RequiredServiceLevel](#)
- [Resource](#)
- [Service](#)
- [ServiceInterface](#)
- [ServiceSpecificationStrategicPhase](#)

Commented [AM586]: [UAF12-15](#)

Commented [AM587]: [UAF12-33](#)

Commented [AM588]: [UAF12-15](#)

Commented [AM589]: [UAF12-51](#)

View Specifications::Parameters::Parameters: Risk

Stakeholders: Capability Owners, Systems Engineers, Solution Providers, Program Managers.

Concerns: identifies potential adverse conditions and situations that can inhibit achievement of goals.

Definition: Shows the relevant risks along with associated measures like likelihood of occurrence and potential negative consequences.

Recommended Implementation: SysML Block Definition Diagram, matrix format.

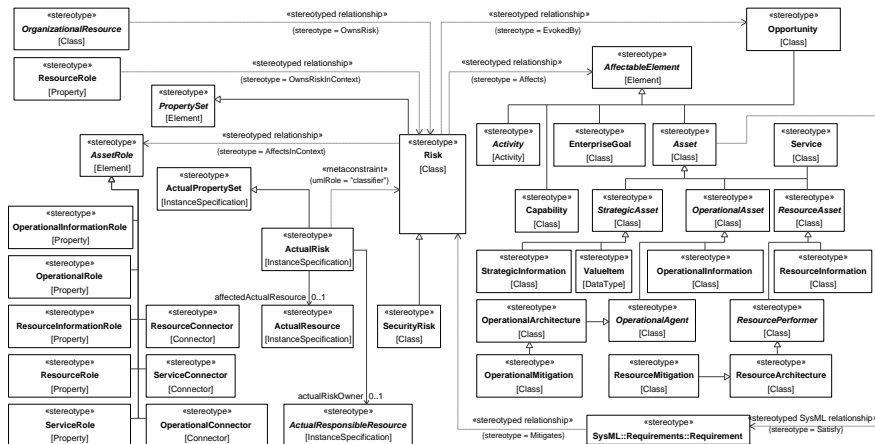


Figure 4:88 - Parameters: Risk

Elements

- [Activity](#)

- [ActualPropertySet](#)
- [ActualResource](#)
- [ActualResponsibleResource](#)
- [ActualRisk](#)
- [AffectableElement](#)
- [Asset](#)
- [AssetRole](#)
- [Capability](#)
- [EnterpriseGoal](#)
- [OperationalAgent](#)
- [OperationalArchitecture](#)
- [OperationalAsset](#)
- [OperationalConnector](#)
- [OperationalInformation](#)
- [OperationalInformationRole](#)
- [OperationalMitigation](#)
- [OperationalRole](#)
- [Opportunity](#)
- [OrganizationalResource](#)
- [PropertySet](#)
- [Requirement](#)
- [ResourceArchitecture](#)
- [ResourceAsset](#)
- [ResourceConnector](#)
- [ResourceInformation](#)
- [ResourceInformationRole](#)
- [ResourceMitigation](#)
- [ResourcePerformer](#)
- [ResourceRole](#)
- [Risk](#)
- [SecurityRisk](#)
- [Service](#)
- [ServiceConnector](#)
- [ServiceRole](#)
- [StrategicAsset](#)
- [StrategicInformation](#)
- [ValueItem](#)

5. Measurements Library

A library of Measurements.

BillingItem

Package: Measurements Library

isAbstract: No

Description

Properties indicating the assurance of a piece of information.

Attributes

cost : Cost[1]	Details the cost of the BillingItem.
id : String[0..1]	Details the unique identifier of the BillingItem.
numberOfUses : Integer[0..1]	Details the numberOfUses of the BillingItem.
paymentLocation : String[0..1]	Details the location where payment should be made of the BillingItem.
paymentModality : PricingType[1]	Details if a payment is based upon Quantity, Time or Use.
paymentPeriod : Periodicity[1]	Details the frequency of a payment period.
paymentTimeDuration : Duration[*]	Details the length of time the payments should be made i.e. 1 year.
periodDuration : Duration[0..1]	Details the time period between payments.
quantity : String[0..1]	Details the number of units to be delivered.
unit : String[0..1]	Details the units used for the BillingItem e.g., 1 gross.

ClassificationAttributes

Package: Measurements Library

isAbstract: No

Description

W3C XML Schema for the Intelligence Community Metadata Standard for Information Security Marking (IC-ISM), which is part of the IC standards for Information Assurance.

Attributes

classificationReason : String[]	One or more reason indicators or explanatory text describing the basis for an original classification decision.
classifiedBy : String[]	Details The identity, by name or personal identifier, and position title of the original classification authority for a resource.
dateOfExemptedSource : String[]	Details the specific year, month, and day of publication or release of a source document, or the most recent source document, that was itself marked with a declassification constraint. This element is always used in conjunction with typeOfExemptedSource element.
declassDate : String[]	Details a specific year, month, and day upon which the information shall be automatically declassified if not properly exempted from automatic declassification.
declassException : String[]	Details a single indicator describing an exemption to the nominal 25-year point for automatic declassification. This element is used in conjunction with the Declassification Date or Declassification Event.
DeclassManualReview : String[]	Details a true/false indicator that a manual review is required for declassification. Use this attribute to force the appearance of "//MR" in the header and footer marking titles. Use this attribute ONLY when it is necessary to override the business logic applied to classification and control markings in the document to determine whether manual review is required.
derivedFrom : String[]	Details a citation of the authoritative source or reference to multiple sources of the classification markings used in a classified resource.

DisseminationControls : String[]	Details one or more indicators identifying the expansion or limitation on the distribution of information.
FGISourceOpen : String[]	Details one or more indicators identifying information which qualifies as foreign government information for which the source(s) of the information is not concealed.
FGISourceProtected : String[]	Details a single indicator that information qualifies as foreign government information for which the source(s) of the information must be concealed. Within protected internal organizational spaces this element may be used to maintain a record of the one or more indicators identifying information which qualifies as foreign government information for which the source(s) of the information must be concealed. Measures must be taken prior to dissemination of the information to conceal the source(s) of the foreign government information.
nonICmarkings : String[]	Details one or more indicators of the expansion or limitation on the distribution of an information resource or portion within the domain of information originating from non-intelligence components.
ownerProducer : String[]	Details one or more indicators identifying the national government or international organization that have purview over the classification marking of an information resource or portion therein. This element is always used in conjunction with the Classification element. Taken together, the two elements specify the classification category and the type of classification (US, non-US, or Joint). Within protected internal organizational spaces this element may include one or more indicators identifying information which qualifies as foreign government information for which the source(s) of the information must be concealed. Measures must be taken prior to dissemination of the information to conceal the source(s) of the foreign government information.
releasableTo : String[]	Details one or more indicators identifying the country or countries and/or international organization(s) to which classified information may be released based on the determination of an originator in accordance with established foreign disclosure procedures. This element is used in conjunction with the Dissemination Controls element.
SARIdentifier : String[]	Details the Authorized Special Access Required (SAR) program digraph(s) or trigraph(s) preceded by "SAR-". Either (a) a single digraph or trigraph or (b) a space-delimited list of digraphs or trigraphs. Example: "SAR-ABC SAR-DEF ..."
SCIControls : String[]	Details one or more indicators identifying sensitive compartmented information control system(s).
typeOfExemptedSource : String[]	Details a declassification marking of a source document that causes the current, derivative document to be exempted from automatic declassification. This element is always used in conjunction with the Date Of Exempted Source element.

Associations

taxonomy : String[]	Details a single indicator of the highest level of classification applicable to an information resource or portion within the domain of classified national security information. The Classification element is always used in conjunction with the Owner Producer element. Taken together, the two elements specify the classification category and the type of classification (US, non-US, or Joint).
---------------------	---------------------------------------------------------------------------------------------------------------------------------------------------------------------------------------------------------------------------------------------------------------------------------------------------------------------------------------------------------------------------------------------------------

CommunicationsLinkProperties

Package: Measurements Library

isAbstract: No

Description

Properties detailing aspects of Resource Interfaces.

Attributes

capacity : String[] Details how much information can be passed on the Communications Link.
infrastructureTechnology : String[] Details the technology to be used to provide the communications infrastructure.

DataElementProperties

Package: Class Library

isAbstract: No

Description

Properties detailing the aspects of a DataElement.

Attributes

accuracy : String[] Details the accuracy of the data.
content : String[] Specifies content of the data element (i.e., actual data to be exchanged).
formatType : String[] Details the format of the data.
mediaType : String[] Details the media used to transmit the data.
scope : String[] Details in text a description of the extent or range of the data element content.
unitOfMeasurement : String[] Details the units of measurement of the data.

Duration

Package: Measurements Library

isAbstract: No

Description

Properties detailing aspects OperationalActivities.

Attributes

timeUnit : String[0..1] Details the units of time e.g., second, hour, day.
value : Integer[0..1] Details the value of the duration.

ExchangeProperties

Package: Measurements Library

isAbstract: No

Description

Properties detailing aspects of exchange for Operational Exchange and/or Resource Interaction.

Attributes

accountability : String[*] Details who or what is responsible for the exchange.
periodicity : String[*] Details the frequency of the exchange.
size : String[*] Details the size (in KB) of data that be exchanged.
throughput : String[*] Details how much information can be exchanged.
timeliness : String[*] Details the allowable time of delay this system data can tolerate and still be relevant to the receiving system.
transactionType : String[*] Details the type of transactions used by the exchange.

InformationElementProperties

Package: Class Library

isAbstract: No

Description

Predefined additional DoDAF properties for InformationElement.

Attributes

accuracy : String[*] Details the degree to which the information conforms to actual fact as required by the information producer and consumer.
content : String[*] Specifies content of the information element (i.e., actual information to be exchanged).

Unified Architecture Framework Modeling Language (UAFML) Version 1.2 Unified Architecture Framework Profile (UAFP) Version 1.1

Commented [AM590]: [UAF12-33](#) Moved down to keep alphabetical ordering.

Commented [AM591]: [UAF12-33](#) Moved down to reflect alphabetical order

language : String[*] Details the language used to capture the information.
scope : String[*] Details in text a description of the extent or range of the information element content.

MotivationalMeasurements

Commented [AM592]: [UAF12-50](#)

Package: Measurements Library

isAbstract: No

Description

Measurements to be used in characterizing Motivational Elements (e.g., Principles, Drivers, Challenges, Requirements)

Attributes

Criticality : String[] Defines to what extent this Motivational element can be addressed with means at hand and circumstances as they are.

CriticalityValue : String[] Specifies a number that represents to what extent this Motivational element can be addressed with means at hand and circumstances as they are.

Feasibility : Integer Defines how much urgency is needed in addressing this Motivational element.

FeasibilityValue : Integer Specifies a number that represents how much urgency is needed in addressing this Motivational element.

OperationalActivityProperties

Package: Measurements Library

isAbstract: No

Description

Properties detailing aspects OperationalActivities.

Attributes

cost : String[] Details the cost of an activity.

InformationElementPropertiesOperationalInformationProperties

Commented [AM593]: [UAF12-33](#)

Package: Measurements Library

isAbstract: No

Description

Properties detailing the aspects of an OperationalInformationPredefined additional DoDAF properties for InformationElement.

Attributes

accuracy : String[*] Details the degree to which the information conforms to actual fact as required by the information producer and consumer.

content : String[*] Specifies content of the information element (i.e., actual information to be exchanged).

language : String[*] Details the language used to capture the information.

scope : String[*] Details in text a description of the extent or range of the information element content.

Periodicity

Package: Measurements Library

isAbstract: No

Description

Enumeration of how often the information exchange occurs; may be an average or a worst case estimate and may include conditions. Its enumeration literals are:

- OnceAMonth - Indicates that an event of some sort may occur monthly.
- OnceAWeek - Indicates that an event of some sort may occur weekly.
- Anytime - Indicates that an event of some sort may occur at anytime.
- OnRequest - Indicates that an event of some sort may occur on request.

PricingType

Package: Measurements Library

isAbstract: No

Description

Enumeration of a unit of measure of a resource. Its enumeration literals are:

- perTime - Indicates that the unit of measure of a resource is based on a unit of time.
- perUse - Indicates that the unit of measure of a resource is based upon how often the resource is used.
- perQuantity - Indicates that the unit of measure of a resource is based on a quantity.

DataElementPropertiesResourceInformationProperties

Commented [AM595]: [UAF12-33](#)

Package: Measurements Library

isAbstract: No

Description

Properties detailing the aspects of a [DataElementResourceInformation](#).

Attributes

accuracy : String[]	Details the accuracy of the data.
content : String[]	Specifies content of the data element (i.e., actual data to be exchanged).
formatType : String[]	Details the format of the data.
mediaType : String[]	Details the media used to transmit the data.
scope : String[]	Details in text a description of the extent or range of the data element content.
unitOfMeasurement : String[]	Details the units of measurement of the data.

Commented [AM596]: [UAF12-33](#)

RiskProperties

Commented [AM597]: [UAF12-51](#)

Package: Measurements Library

isAbstract: No

Description

Properties to be used in characterizing Risk Elements.

Attributes

impact : String[]	Potential consequence of the stated risk if it does occur
probability : String[]	Likelihood of occurrence of the stated risk

SecurityControlAssessmentProperties

Package: Measurements Library

isAbstract: No

Description

Properties detailing aspects of the Assessment and Authorization process.

Attributes

coverageOfSecurityControlAssessment : String[*]	Security controls assessment method that addresses the scope or breadth of the assessment objects included in the assessment (e.g., types of objects to be assessed and the number of objects to be assessed by type).
depthOfSecurityControlAssessment : String[*]	Security controls assessment method that addresses the rigor and level of detail associated with the application of the method.
effectivenessOfSecurityControl : String[*]	Details if security control is satisfactory or not as assessed.

SecurityControlProperties

Package: Measurements Library

isAbstract: No

Description

Properties detailing aspects of Security Controls.

Attributes

- securityControlApplicability : String[1] Details how applicable a security control is to a given security objective.
- securityControlImportance : String[1] Details how important a security control is to a given security objective.

SecurityImpactProperties

Package: Measurements Library

isAbstract: No

Description

Properties detailing aspects of Security Categories.

Attributes

- securityAvailabilityImpact : String[*] Details the potential impact on organization or individuals if the information is not available to those who need to access it.
- securityClassification : String[*] Details a classification for the exchange.
- securityConfidentialityImpact : String[*] Details the potential impact on organization or individuals due to unauthorized disclosure of information.
- securityIntegrityImpact : String[*] Details the potential impact on organization or individuals due to modification or destruction of information, and includes ensuring information non-repudiation and authenticity.