



Date: ~~June~~ November 8 2021

- Style Definition: Caption
- Style Definition: OMG Normal Paragraph
- Style Definition: OMG Heading 1
- Style Definition: OMG Normal Centered Image Anchor Paragraph
- Style Definition: Bulleted Text
- Formatted: Not Highlight
- Formatted: Not Highlight

Unified Architecture Framework (UAF) Domain Metamodel

Version 1.12

Formatted: French (France)

OMG Document Number: Normative ~~dtc/202149-1106-02~~

Standard document URL: <http://www.omg.org/spec/UAF/1.12>

Normative Machine Consumable File(s):

<http://www.omg.org/spec/UAF/2021491106109/UAF.xmi>

<http://www.omg.org/spec/UAF/20214911061120/Measurements-Library.xmi>

- Formatted: French (France)
- Formatted: Not Highlight
- Formatted: Not Highlight
- Formatted: Not Highlight
- Formatted: French (France)
- Formatted: French (France), Not Highlight
- Formatted: French (France), Not Highlight
- Formatted: French (France), Not Highlight
- Field Code Changed
- Formatted: Hyperlink, French (France)
- Formatted: French (France), Not Highlight
- Formatted: French (France), Not Highlight
- Formatted: French (France), Not Highlight
- Formatted: Hyperlink, Font: Times New Roman, French (France)
- Formatted: French (France)

Copyright © ~~2017-2021~~2019, IBM
Copyright © ~~2017-2021~~2019, KDM Analytics
Copyright © ~~2017-2021~~2019, Mega
Copyright © ~~2017-2021~~2019, Object Management Group, Inc.
Copyright © ~~2017-2021~~2019, No Magic Inc. a Dassault Systemes Company
Copyright © ~~2017-2021~~2019, PTC
Copyright © ~~2017-2021~~2019, Sparx Systems

USE OF SPECIFICATION - TERMS, CONDITIONS & NOTICES

The material in this document details an Object Management Group specification in accordance with the terms, conditions and notices set forth below. This document does not represent a commitment to implement any portion of this specification in any company's products. The information contained in this document is subject to change without notice.

LICENSES

The companies listed above have granted to the Object Management Group, Inc. (OMG) a nonexclusive, royalty-free, paid up, worldwide license to copy and distribute this document and to modify this document and distribute copies of the modified version. Each of the copyright holders listed above has agreed that no person shall be deemed to have infringed the copyright in the included material of any such copyright holder by reason of having used the specification set forth herein or having conformed any computer software to the specification.

Subject to all of the terms and conditions below, the owners of the copyright in this specification hereby grant you a fully-paid up, non-exclusive, nontransferable, perpetual, worldwide license (without the right to sublicense), to use this specification to create and distribute software and special purpose specifications that are based upon this specification, and to use, copy, and distribute this specification as provided under the Copyright Act; provided that: (1) both the copyright notice identified above and this permission notice appear on any copies of this specification; (2) the use of the specifications is for informational purposes and will not be copied or posted on any network computer or broadcast in any media and will not be otherwise resold or transferred for commercial purposes; and (3) no modifications are made to this specification. This limited permission automatically terminates without notice if you breach any of these terms or conditions. Upon termination, you will destroy immediately any copies of the specifications in your possession or control.

PATENTS

The attention of adopters is directed to the possibility that compliance with or adoption of OMG specifications may require use of an invention covered by patent rights. OMG shall not be responsible for identifying patents for which a license may be required by any OMG specification, or for conducting legal inquiries into the legal validity or scope of those patents that are brought to its attention. OMG specifications are prospective and advisory only. Prospective users are responsible for protecting themselves against liability for infringement of patents.

GENERAL USE RESTRICTIONS

Any unauthorized use of this specification may violate copyright laws, trademark laws, and communications regulations and statutes. This document contains information which is protected by copyright. All Rights Reserved. No part of this work covered by copyright herein may be reproduced or used in any form or by any

means--graphic, electronic, or mechanical, including photocopying, recording, taping, or information storage and retrieval systems--without permission of the copyright owner.

DISCLAIMER OF WARRANTY

WHILE THIS PUBLICATION IS BELIEVED TO BE ACCURATE, IT IS PROVIDED "AS IS" AND MAY CONTAIN ERRORS OR MISPRINTS. THE OBJECT MANAGEMENT GROUP AND THE COMPANIES LISTED ABOVE MAKE NO WARRANTY OF ANY KIND, EXPRESS OR IMPLIED, WITH REGARD TO THIS PUBLICATION, INCLUDING BUT NOT LIMITED TO ANY WARRANTY OF TITLE OR OWNERSHIP, IMPLIED WARRANTY OF MERCHANTABILITY OR WARRANTY OF FITNESS FOR A PARTICULAR PURPOSE OR USE. IN NO EVENT SHALL THE OBJECT MANAGEMENT GROUP OR ANY OF THE COMPANIES LISTED ABOVE BE LIABLE FOR ERRORS CONTAINED HEREIN OR FOR DIRECT, INDIRECT, INCIDENTAL, SPECIAL, CONSEQUENTIAL, RELIANCE OR COVER DAMAGES, INCLUDING LOSS OF PROFITS, REVENUE, DATA OR USE, INCURRED BY ANY USER OR ANY THIRD PARTY IN CONNECTION WITH THE FURNISHING, PERFORMANCE, OR USE OF THIS MATERIAL, EVEN IF ADVISED OF THE POSSIBILITY OF SUCH DAMAGES.

The entire risk as to the quality and performance of software developed using this specification is borne by you. This disclaimer of warranty constitutes an essential part of the license granted to you to use this specification.

RESTRICTED RIGHTS LEGEND

Use, duplication or disclosure by the U.S. Government is subject to the restrictions set forth in subparagraph (c) (1) (ii) of The Rights in Technical Data and Computer Software Clause at DFARS 252.227-7013 or in subparagraph (c)(1) and (2) of the Commercial Computer Software - Restricted Rights clauses at 48 C.F.R. 52.227-19 or as specified in 48 C.F.R. 227-7202-2 of the DoD F.A.R. Supplement and its successors, or as specified in 48 C.F.R. 12.212 of the Federal Acquisition Regulations and its successors, as applicable. The specification copyright owners are as indicated above and may be contacted through the Object Management Group, 109 Highland Avenue, Needham, MA 02494, U.S.A.

TRADEMARKS

CORBA®, CORBA logos®, FIBO®, Financial Industry Business Ontology®, FINANCIAL INSTRUMENT GLOBAL IDENTIFIER®, IIOP®, IMM®, Model Driven Architecture®, MDA®, Object Management Group®, OMG®, OMG Logo®, SoaML®, SOAML®, SysML®, UAF®, Unified Modeling Language®, UML®, UML Cube Logo®, VSIPL®, and XMI® are registered trademarks of the Object Management Group, Inc.

For a complete list of trademarks, see: http://www.omg.org/legal/tm_list.htm. All other products or company names mentioned are used for identification purposes only, and may be trademarks of their respective owners.

COMPLIANCE

The copyright holders listed above acknowledge that the Object Management Group (acting itself or through its designees) is and shall at all times be the sole entity that may authorize developers, suppliers and sellers of computer software to use certification marks, trademarks or other special designations to indicate compliance with these materials.

Software developed under the terms of this license may claim compliance or conformance with this specification if and only if the software compliance is of a nature fully matching the applicable compliance points as stated in the specification. Software developed only partially matching the applicable compliance points may claim only that the software was based on this specification, but may not claim compliance or conformance with this specification. In the event that testing suites are implemented or approved by Object Management Group, Inc., software developed using this specification may claim compliance or conformance with the specification only if the software satisfactorily completes the testing suites.

Table of Contents

PREFACE	1
1. SCOPE	3
1.1 INTRODUCTION	3
1.2 UAF BACKGROUND	3
1.3 INTENDED USAGE	4
1.4 RELATED DOCUMENTS	4
2. CONFORMANCE	5
3. REFERENCES	6
3.1 NORMATIVE REFERENCES	6
3.1.1 <i>OMG Documents (Normative References)</i>	6
3.2 OTHER NORMATIVE REFERENCES	6
3.3 INFORMATIVE REFERENCES	7
4. TERMS AND DEFINITIONS	8
5. ACRONYMS	9
6. ADDITIONAL INFORMATION	11
6.1 CHANGES TO ADOPTED OMG SPECIFICATIONS	11
6.2 LANGUAGE ARCHITECTURE	11
6.3 PHILOSOPHY	11
6.4 CORE PRINCIPLES	11
7. UAF GRID	13
7.1 DESCRIPTIONS OF VIEWPOINTS AND ASPECTS	16
7.2 VIEWPOINT INTERRELATIONSHIPS	19
7.3 DOMAIN METAMODEL DIAGRAM LEGEND	20
8. DOMAIN METAMODEL DIAGRAMS	21
8.1 VIEW SPECIFICATIONS	21
8.1.1 <i>View Specifications::Architecture Management</i>	21
8.1.2 <i>View Specifications::Summary & Overview</i>	28
8.1.3 <i>View Specifications::Strategic</i>	30
8.1.4 <i>View Specifications::Operational</i>	45
8.1.5 <i>View Specifications::Services</i>	62
8.1.6 <i>View Specifications::Personnel</i>	80
8.1.7 <i>View Specifications::Resources</i>	99
8.1.8 <i>View Specifications::Security</i>	120
8.1.9 <i>View Specifications::Projects</i>	135
8.1.10 <i>View Specifications::Standards</i>	142
8.1.11 <i>View Specifications::Actual Resources</i>	146
8.1.12 <i>View Specifications::Motivation</i>	151
8.1.13 <i>View Specifications::Information</i>	152
8.1.14 <i>View Specifications::Parameters</i>	154
8.1.15 <i>View Specifications::Other</i>	159
9. DOMAIN METAMODEL (DMM) ELEMENTS	164
9.1 DOMAIN METAMODEL	164

9.1.1	Domain MetaModel::Architecture Management	164
9.1.2	Domain MetaModel::Summary & Overview	187
9.1.3	Domain MetaModel::Strategic	195
9.1.4	Domain MetaModel::Operational	222
9.1.5	Domain MetaModel::Services	238
9.1.6	Domain MetaModel::Personnel	253
9.1.7	Domain MetaModel::Resources	261
9.1.8	Domain MetaModel::Security	283
9.1.9	Domain MetaModel::Projects	303
9.1.10	Domain MetaModel::Standards	309
9.1.11	Domain MetaModel::Actual Resources	311
9.1.12	Domain MetaModel::Information	324
9.1.13	Domain MetaModel::Parameters	325
PREFACE		1
1 SCOPE		3
1.1	INTRODUCTION	3
1.2	UAF BACKGROUND	3
1.3	INTENDED USAGE	4
1.4	RELATED DOCUMENTS	4
2 CONFORMANCE		5
3 REFERENCES		6
3.1	NORMATIVE REFERENCES	6
3.2	OMG DOCUMENTS (NORMATIVE REFERENCES)	6
3.3	OTHER NORMATIVE REFERENCES	6
3.4	INFORMATIVE REFERENCES	6
4 TERMS AND DEFINITIONS		8
5 SYMBOLS		9
6 ADDITIONAL INFORMATION		11
6.1	CHANGES TO ADOPTED OMG SPECIFICATIONS	11
6.2	LANGUAGE ARCHITECTURE	11
6.3	PHILOSOPHY	11
6.4	CORE PRINCIPLES	11
7 UAF GRID		12
7.1	DESCRIPTIONS OF DOMAINS AND MODEL KINDS	14
7.2	DOMAIN INTERRELATIONSHIPS	16
8 DOMAIN METAMODEL DIAGRAM LEGEND		17
9 DOMAIN METAMODEL DIAGRAMS		18
9.1	VIEW SPECIFICATIONS	18
9.1.1	View Specifications::Metadata	18
9.1.2	View Specifications::Strategic	19
9.1.3	View Specifications::Operational	26
9.1.4	View Specifications::Services	36
9.1.5	View Specifications::Personnel	45
9.1.6	View Specifications::Resources	59
9.1.7	View Specifications::Security	71

Formatted: Default Paragraph Font, Check spelling and grammar

Formatted: Default Paragraph Font, Check spelling and grammar

Formatted: Default Paragraph Font, Check spelling and grammar

Formatted: Default Paragraph Font, Check spelling and grammar

Formatted: Default Paragraph Font, Check spelling and grammar

Formatted: Default Paragraph Font, Check spelling and grammar

Formatted: Default Paragraph Font, Check spelling and grammar

Formatted: Default Paragraph Font, Check spelling and grammar

Formatted: Default Paragraph Font, Check spelling and grammar

Formatted: Default Paragraph Font, Check spelling and grammar

Formatted: Default Paragraph Font, Check spelling and grammar

Formatted: Default Paragraph Font, Check spelling and grammar

Formatted: Default Paragraph Font, Check spelling and grammar

Formatted: Default Paragraph Font, Check spelling and grammar

Formatted: Default Paragraph Font, Check spelling and grammar

Formatted: Default Paragraph Font, Check spelling and grammar

Formatted: Default Paragraph Font, Check spelling and grammar

Formatted: Default Paragraph Font, Check spelling and grammar

Formatted

Formatted

Formatted

Formatted

Formatted

Formatted

Formatted

Formatted

Formatted

Formatted

Formatted

Formatted

Formatted

Formatted

TABLE OF FIGURES

Figure 7:1- UAF Grid	14
Figure 7:2 – Viewpoint Interrelationships	19
Figure 7:3 - Legend of color codes for element types defined in UAF.....	20
Figure 8:72 - Summary & Overview	29
Figure 8:2 - Strategic Structure.....	33
Figure 8:3 - Strategic Connectivity.....	34
Figure 8:4 - Strategic States.....	37
Figure 8:5 - Strategic Constraints	40
Figure 8:6 - Strategic Roadmap: Deployment	41
Figure 8:7 - Strategic Roadmap: Phasing	43
Figure 8:8 - Strategic Traceability	44
Figure 8:9 - Operational Taxonomy	45
Figure 8:10 - Operational Structure	47
Figure 8:11 - Operational Connectivity	49
Figure 8:12 - Operational Processes	53
Figure 8:13 - Operational Processes BPMN Semantics	56
Figure 8:14 - Operational States	58
Figure 8:15 - Operational Sequences.....	59
Figure 8:16 - Operational Constraints.....	61
Figure 8:17 - Operational Traceability	62
Figure 8:18 - Services Taxonomy.....	63
Figure 8:19 - Services Structure	66
Figure 8:20 - Services Connectivity	68
Figure 8:21 - Services Processes.....	70
Figure 8:22 - Services Processes BPMN Semantics.....	72
Figure 8:23 - Services States.....	74
Figure 8:24 - Services Sequences	75
Figure 8:25 - Services Constraints.....	76
Figure 8:26 - Services Roadmap.....	78
Figure 8:27 - Services Traceability.....	79
Figure 8:28 - Personnel Taxonomy.....	80
Figure 8:29 - Personnel Structure	81
Figure 8:30 - Personnel Connectivity	83
Figure 8:31 - Personnel Processes	87
Figure 8:32 - Personnel States	89
Figure 8:33 - Personnel Sequences	90
Figure 8:34 - Personnel Constraints: Competence.....	92
Figure 8:35 - Personnel Constraints: Drivers.....	93
Figure 8:36 - Personnel Constraints: Performance	94
Figure 8:37 - Personnel Roadmap: Availability	95
Figure 8:38 - Personnel Roadmap: Evolution.....	96
Figure 8:39 - Personnel Roadmap: Forecast.....	98
Figure 8:40 - Personnel Traceability.....	99
Figure 8:41 - Resources Taxonomy	100

Figure 8:42 - Resources Structure.....	101
Figure 8:43 - Resources Connectivity.....	104
Figure 8:44 - Resources Processes.....	106
Figure 8:45 - Resources Processes BPMN Semantics.....	110
Figure 8:46 - Resources States.....	112
Figure 8:47 - Resources Sequences.....	113
Figure 8:48 - Resources Constraints.....	115
Figure 8:49 - Resources Roadmap: Evolution.....	116
Figure 8:50 - Resources Roadmap: Forecast.....	117
Figure 8:51 - Resources Traceability.....	119
Figure 8:52 - Security Taxonomy.....	122
Figure 8:53 - Security Structure.....	124
Figure 8:54 - Security Connectivity.....	126
Figure 8:55 - Security Processes.....	129
Figure 8:56 - Security Constraints.....	131
Figure 8:57 - Security Traceability.....	134
Figure 8:58 - Project Taxonomy.....	136
Figure 8:59 - Project Structure.....	137
Figure 8:60 - Project Connectivity.....	138
Figure 8:61 - Project Processes.....	139
Figure 8:62 - Project Roadmap.....	141
Figure 8:63 - Project Traceability.....	142
Figure 8:64 - Standards Taxonomy.....	143
Figure 8:65 - Standards Structure.....	144
Figure 8:66 - Standards Roadmap.....	145
Figure 8:67 - Standards Traceability.....	146
Figure 8:68 - Actual Resources Structure.....	147
Figure 8:69 - Actual Resources Connectivity.....	148
Figure 8:70 - Actual Resources Traceability.....	148
Figure 8:73 - Requirements.....	151
Figure 8:74 - Information: Operational Information.....	153
Figure 8:75 - Parameters: Environment.....	155
Figure 8:76 - Parameters: Measurements.....	157
Figure 8:77 - BPMN.....	160
Figure 8:78 - IEPPV.....	161
Figure 8:79 - NIEM.....	163
Figure 9:223 - ActualState.....	165
Figure 9:2 - InteractionScenarioGeneralization.....	166
Figure 9:227 - ISO8601DateTime.....	166
Figure 9:4 - ProcessGeneralization.....	167
Figure 9:5 - PropertySetGeneralization.....	168
Figure 9:6 - StateDescriptionGeneralization.....	168
Figure 9:8 - Exchange.....	169
Figure 9:9 - ExchangeItem.....	170
Figure 9:10 - Resource.....	171
Figure 9:11 - ActivityPerformableUnderCondition.....	171
Figure 9:47 - CapableElement.....	172

Figure 9:12 - IsCapableToPerform	173
Figure 9:13 - PerformsInContext	174
Figure 9:14 - Process	175
Figure 9:15 - Process	176
Figure 9:16 - ProcessEdge	176
Figure 9:17 - ProcessOperation	177
Figure 9:18 - ProcessParameter	177
Figure 9:19 - ProcessUsage	178
Figure 9:20 - StateDescription	178
Figure 9:21 - InteractionRole	179
Figure 9:22 - InteractionScenario	180
Figure 9:1 - ArchitectureMetadata	181
Figure 9:23 - Information	182
Figure 9:3 - Metadata	183
Figure 9:24 - Rule	184
Figure 9:25 - ArchitecturalReference	185
Figure 9:26 - Implements	186
Figure 9:209 - ArchitecturalDescription	187
Figure 9:210 - Architecture	189
Figure 9:211 - Concern	190
Figure 9:212 - Stakeholder	191
Figure 9:213 - UAFFElement	193
Figure 9:214 - View	194
Figure 9:215 - Viewpoint	194
Figure 9:27 - Capability	199
Figure 9:28 - CapabilityGeneralization	200
Figure 9:33 - EnterpriseGoal	200
Figure 9:35 - EnterpriseVision	201
Figure 9:38 - VisionStatement	204
Figure 9:39 - WholeLifeEnterprise	205
Figure 9:31 - CapabilityRole	206
Figure 9:36 - StructuralPart	208
Figure 9:37 - TemporalPart	209
Figure 9:40 - CapabilityDependency	210
Figure 9:41 - CapabilityRoleDependency	210
Figure 9:29 - ActualEnduringTask	211
Figure 9:43 - Achiever	214
Figure 9:42 - Achieves	215
Figure 9:45 - Desirer	217
Figure 9:44 - Desires	218
Figure 9:48 - Exhibits	221
Figure 9:49 - MapsToCapability	222
Figure 9:50 - OrganizationInPhase	222
Figure 9:51 - ArbitraryConnector	223
Figure 9:52 - ConceptItem	223
Figure 9:53 - HighLevelOperationalConcept	224
Figure 9:54 - KnownResource	224

Figure 9:55 - OperationalAgent	225
Figure 9:56 - OperationalArchitecture	226
Figure 9:57 - OperationalMethod	226
Figure 9:58 - OperationalParameter	227
Figure 9:59 - OperationalPerformer	227
Figure 9:60 - OperationalRole	228
Figure 9:61 - ProblemDomain	228
Figure 9:62 - OperationalConnector	229
Figure 9:63 - OperationalExchange	230
Figure 9:64 - OperationalExchangeItem	231
Figure 9:65 - OperationalInterface	231
Figure 9:66 - OperationalPort	232
Figure 9:67 - OperationalSignal	232
Figure 9:68 - OperationalActivity	233
Figure 9:69 - OperationalActivityAction	234
Figure 9:70 - OperationalActivityEdge	234
Figure 9:71 - StandardOperationalActivity	235
Figure 9:72 - OperationalStateDescription	235
Figure 9:73 - OperationalInteractionScenario	235
Figure 9:74 - OperationalMessage	236
Figure 9:75 - InformationElement	237
Figure 9:76 - OperationalConstraint	237
Figure 9:77 - SubjectOfOperationalConstraint	238
Figure 9:78 - Service	239
Figure 9:79 - ServiceSpecificationGeneralization	240
Figure 9:81 - ServiceMethod	242
Figure 9:82 - ServiceParameter	243
Figure 9:83 - ServiceRole	244
Figure 9:84 - ServiceInterface	246
Figure 9:85 - ServicePort	247
Figure 9:86 - ServiceFunction	248
Figure 9:87 - ServiceFunctionAction	248
Figure 9:88 - ServiceFunctionEdge	249
Figure 9:89 - ServiceStateDescription	249
Figure 9:90 - ServiceInteractionScenario	250
Figure 9:91 - ServiceMessage	251
Figure 9:92 - ServicePolicy	252
Figure 9:93 - Consumes	253
Figure 9:94 - Organization	254
Figure 9:95 - OrganizationalResource	254
Figure 9:96 - Person	255
Figure 9:97 - Post	255
Figure 9:98 - Responsibility	255
Figure 9:99 - PostRole	256
Figure 9:100 - SubOrganization	256
Figure 9:101 - Command	257
Figure 9:102 - Control	258

Figure 9:103 - ResourceInteractionScenario	258
Figure 9:104 - Competence.....	259
Figure 9:105 - CompetenceForRole.....	259
Figure 9:106 - RequiresCompetence	260
Figure 9:107 - FillsPost.....	260
Figure 9:108 - CompetenceToConduct.....	261
Figure 9:109 - CapabilityConfiguration.....	261
Figure 9:110 - NaturalResource	261
Figure 9:111 - PhysicalResource	262
Figure 9:112 - ResourceArchitecture.....	262
Figure 9:113 - ResourceArtifact	263
Figure 9:114 - ResourcePerformer.....	264
Figure 9:115 - Software	265
Figure 9:116 - System.....	266
Figure 9:117 - ResourceMethod	266
Figure 9:118 - ResourceParameter.....	267
Figure 9:119 - ResourcePort	267
Figure 9:120 - ResourceRole	268
Figure 9:121 - ResourceConnector	269
Figure 9:122 - ResourceExchange.....	270
Figure 9:123 - ResourceExchangeItem.....	271
Figure 9:124 - ResourceInterface.....	272
Figure 9:125 - ResourceSignal.....	273
Figure 9:126 - Function	274
Figure 9:127 - FunctionAction.....	275
Figure 9:128 - FunctionEdge	276
Figure 9:129 - ResourceStateDescription	276
Figure 9:130 - ResourceMessage.....	277
Figure 9:131 - ResourceInformation.....	278
Figure 9:133 - ResourceConstraint	279
Figure 9:134 - SubjectOfResourceConstraint	279
Figure 9:135 - Forecast	280
Figure 9:136 - SubjectOfForecast	280
Figure 9:137 - Technology.....	281
Figure 9:138 - VersionedElement	281
Figure 9:139 - VersionOfConfiguration	282
Figure 9:140 - VersionSuccession	282
Figure 9:141 - WholeLifeConfiguration	283
Figure 9:142 - ProtocolImplementation.....	283
Figure 9:151 - EnhancedSecurityControl	284
Figure 9:152 - Enhances	284
Figure 9:153 - Protects.....	284
Figure 9:154 - ProtectsInContext.....	285
Figure 9:165 - SecurityControl	285
Figure 9:143 - Asset.....	287
Figure 9:144 - OperationalAsset.....	288
Figure 9:145 - OperationalMitigation.....	288

Figure 9:146 - ResourceAsset	289
Figure 9:147 - ResourceMitigation	289
Figure 9:148 - SecurityEnclave	290
Figure 9:149 - AssetRole	291
Figure 9:150 - OperationalInformationRole	292
Figure 9:132 - ResourceInformationRole	292
Figure 9:155 - SecurityProcess	295
Figure 9:156 - SecurityProcessAction	295
Figure 9:158 - Caveat	296
Figure 9:160 - SecurityAvailability	297
Figure 9:161 - SecurityCategory	297
Figure 9:162 - SecurityClassification	298
Figure 9:163 - SecurityClassificationKind	298
Figure 9:164 - SecurityConstraint	299
Figure 9:167 - SecurityIntegrity	300
Figure 9:168 - SecurityMeasurement	300
Figure 9:169 - SubjectOfSecurityConstraint	300
Figure 9:175 - Project	303
Figure 9:176 - ProjectMilestone	303
Figure 9:177 - ActualProjectMilestoneRole	304
Figure 9:178 - ProjectMilestoneRole	304
Figure 9:179 - ProjectStatus	305
Figure 9:180 - ProjectTheme	305
Figure 9:181 - StatusIndicators	306
Figure 9:182 - MilestoneDependency	306
Figure 9:185 - ProjectSequence	307
Figure 9:183 - ProjectActivity	307
Figure 9:184 - ProjectActivityAction	308
Figure 9:186 - ActualProject	308
Figure 9:187 - ActualProjectMilestone	309
Figure 9:188 - ResponsibleFor	309
Figure 9:189 - Protocol	310
Figure 9:190 - ProtocolStack	310
Figure 9:191 - Standard	311
Figure 9:192 - ProtocolLayer	311
Figure 9:193 - ActualOrganization	312
Figure 9:194 - ActualOrganizationalResource	313
Figure 9:195 - ActualPerson	313
Figure 9:196 - ActualPost	314
Figure 9:197 - ActualResource	314
Figure 9:198 - ActualResourceRelationship	315
Figure 9:199 - ActualResponsibility	315
Figure 9:200 - ActualResponsibleResource	316
Figure 9:201 - FieldedCapability	316
Figure 9:202 - ActualService	317
Figure 9:203 - ProvidedServiceLevel	317
Figure 9:204 - ProvidesCompetence	318

Figure 9:205 - RequiredServiceLevel.....	318
Figure 9:216 - DataModel.....	325
Figure 9:217 - ActualCondition.....	326
Figure 9:218 - ActualEnvironment.....	327
Figure 9:219 - ActualLocation.....	327
Figure 9:220 - ActualMeasurement.....	328
Figure 9:221 - ActualMeasurementSet.....	328
Figure 9:222 - ActualPropertySet.....	329
Figure 9:224 - Condition.....	332
Figure 9:225 - Environment.....	332
Figure 9:7 - EnvironmentProperty.....	333
Figure 9:226 - GeoPoliticalExtentType.....	334
Figure 9:228 - Location.....	335
Figure 9:229 - LocationHolder.....	336
Figure 9:230 - MeasurableElement.....	338
Figure 9:231 - Measurement.....	339
Figure 9:232 - MeasurementSet.....	339
Figure 9:233 - PropertySet.....	341
Figure 7:1 - UAF Grid.....	12
Figure 7:2 - Domain Interrelationships.....	16
Figure 7:3 - Legend of color codes for element types defined in UAF.....	17
Figure 8:2 - Strategic Structure.....	20
Figure 8:3 - Strategic Connectivity.....	21
Figure 8:4 - Strategic States.....	22
Figure 8:5 - Strategic Constraints.....	23
Figure 8:6 - Strategic Roadmap: Deployment.....	24
Figure 8:7 - Strategic Roadmap: Phasing.....	25
Figure 8:8 - Strategic Traceability.....	26
Figure 8:9 - Operational Taxonomy.....	27
Figure 8:10 - Operational Structure.....	28
Figure 8:11 - Operational Connectivity.....	29
Figure 8:12 - Operational Processes.....	30
Figure 8:13 - Operational Processes BPMN Semantics.....	32
Figure 8:14 - Operational States.....	33
Figure 8:15 - Operational Interaction Scenarios.....	34
Figure 8:16 - Operational Constraints.....	35
Figure 8:17 - Operational Traceability.....	36
Figure 8:18 - Services Taxonomy.....	37
Figure 8:19 - Services Structure.....	38
Figure 8:20 - Services Connectivity.....	39
Figure 8:21 - Services Processes.....	40
Figure 8:22 - Services Processes BPMN Semantics.....	41
Figure 8:23 - Services States.....	42
Figure 8:24 - Services Interaction Scenarios.....	43
Figure 8:25 - Services Constraints.....	44
Figure 8:26 - Services Roadmap.....	44
Figure 8:27 - Services Traceability.....	45

Formatted: Default Paragraph Font, Check spelling and grammar

Formatted: Default Paragraph Font, Check spelling and grammar

Formatted: Default Paragraph Font, Check spelling and grammar

Formatted: Default Paragraph Font, Check spelling and grammar

Formatted: Default Paragraph Font, Check spelling and grammar

Formatted: Default Paragraph Font, Check spelling and grammar

Formatted: Default Paragraph Font, Check spelling and grammar

Formatted: Default Paragraph Font, Check spelling and grammar

Formatted: Default Paragraph Font, Check spelling and grammar

Formatted: Default Paragraph Font, Check spelling and grammar

Formatted: Default Paragraph Font, Check spelling and grammar

Formatted: Default Paragraph Font, Check spelling and grammar

Formatted: Default Paragraph Font, Check spelling and grammar

Formatted: Default Paragraph Font, Check spelling and grammar

Formatted: Default Paragraph Font, Check spelling and grammar

Formatted: Default Paragraph Font, Check spelling and grammar

Formatted: Default Paragraph Font, Check spelling and grammar

Formatted: Default Paragraph Font, Check spelling and grammar

Formatted: Default Paragraph Font, Check spelling and grammar

Formatted: Default Paragraph Font, Check spelling and grammar

Formatted: Default Paragraph Font, Check spelling and grammar

Formatted: Default Paragraph Font, Check spelling and grammar

Formatted

Formatted

Formatted

Formatted

Formatted

Formatted

Formatted

Formatted

Formatted

Formatted

Formatted

Formatted

Formatted

Formatted

Figure 9:231 Measurement 210
Figure 9:232 MeasurementSet 210
Figure 9:233 PropertySet 211

Formatted: Default Paragraph Font, Check spelling and grammar

Formatted: Default Paragraph Font, Check spelling and grammar

Formatted: Default Paragraph Font, Check spelling and grammar

TABLE OF TABLES

Table 1:1 - Table of Related Documents4
Table 5:1 - Description of acronyms used in this specification9
Table 7:1 - Definitions for the Viewpoints16
Table 7:2 - Definitions of the Aspects17
Table 1:1 - Table of Related Documents4
Table 5:1 - Description of acronyms used in this specification9
Table 7:1 - Definitions for the Domains14
Table 7:2 - Definitions of the Model Kinds15

- Formatted: Default Paragraph Font, Check spelling and grammar
- Formatted: Default Paragraph Font, Check spelling and grammar
- Formatted: Default Paragraph Font, Check spelling and grammar
- Formatted: Default Paragraph Font, Check spelling and grammar

Preface

OMG

Founded in 1989, the Object Management Group, Inc. (OMG) is an open membership, not-for-profit computer industry standards consortium that produces and maintains computer industry specifications for interoperable, portable and reusable enterprise applications in distributed, heterogeneous environments. Membership includes Information Technology vendors, end users, government agencies and academia. OMG member companies write, adopt, and maintain its specifications following a mature, open process. OMG's specifications implement the Model Driven Architecture® (MDA®), maximizing ROI through a full-lifecycle approach to enterprise integration that covers multiple operating systems, programming languages, middleware and networking infrastructures, and software development environments. OMG's specifications include: UML® (Unified Modeling Language™); CORBA® (Common Object Request Broker Architecture); CWM™ (Common Warehouse Metamodel); and industry-specific standards for dozens of vertical markets. More information on the OMG is available at <http://www.omg.org/>.

OMG Specifications

As noted, OMG specifications address middleware, modeling and vertical domain frameworks. All OMG Specifications are available from this URL: <http://www.omg.org/spec>

Specifications are organized by the following categories:

Business Modeling Specifications^{1,2,3}

Middleware Specifications

- CORBA/IIOP
- Data Distribution Services
- Specialized CORBA IDL/Language Mapping Specifications

Modeling and Metadata Specifications

- UML, MOF, CWM, XMI
- UML Profile Specifications

Platform Independent Model (PIM) - Platform Specific Model (PSM) - Interface Specifications

- CORBAServices
- CORBAFacilities
- OMG Domain Specifications
- CORBA Embedded Intelligence Specifications
- CORBA Security Specifications

All of OMG's formal specifications may be downloaded without charge from our website. (Products implementing OMG specifications are available from individual suppliers.) Copies of specifications, available in PostScript and PDF format, may be obtained from the Specifications Catalog cited above or by contacting the Object Management Group, Inc. at: OMG Headquarters 109 Highland Avenue, Needham, MA 02494 USA Tel: +1- 781-444-0404 Fax: +1-781-444-0320 Email: pubs@omg.org

Certain OMG specifications are also available as ISO standards. Please consult <http://www.iso.org>

Typographical Conventions

The type styles shown below are used in this document to distinguish programming statements from ordinary English. However, these conventions are not used in tables or section headings where no distinction is necessary.

Times/Times New Roman - 10 pt.: Standard body text

Helvetica/Arial - 10 pt. Bold: OMG Interface Definition Language (OMG IDL) and syntax elements.

Courier - 10 pt. Bold: Programming language elements.

Helvetica/Arial - 10 pt: Exceptions

Note – Terms that appear in *italics* are defined in the glossary. Italic text also represents the name of a document, specification, or other publication.

Issues

All OMG specifications are subject to continuous review and improvement. As part of this process we encourage readers to report any ambiguities, inconsistencies, or inaccuracies they may find by completing the Issue Reporting Form listed on the main web page <http://www.omg.org>, under Documents, Report a Bug/Issue (<http://issues.omg.org/issues/create-new-issue>).

1. Scope

1.1 Introduction

There are four parts to this specification, two are normative and two informative. The normative parts are:

1. The UAF Domain Metamodel (DMM) (this document) that provides the definition of concepts, relationships and viewpoints for the framework. The UAF DMM is the basis for any implementation of UAF including non-UML/SysML implementations.
2. The UAF [Profile Modeling Language \(UAFMLP\)](#) (see document [dtc/492021-1106-0313](#)) is a UML/SysML implementation of the UAF DMM

The informative parts are:

3. The UAF Traceability, Annex A (see document [dtc/202149-1106-0714](#)), which details the mappings between the UAF and the various frameworks and languages that contribute to the UAF.
4. The UAF Example Model, Annex B (see document [dtc/202149-1106-048](#)), which illustrates a practical usage of UAF.
5. [The UAF Enterprise Architecture Guide \(EAG\), Annex C \(see document \[dtc/492021-1106-0948\]\(#\)\), which provides guidance on how to use the UAFML to model an architecture](#)

1.2 UAF Background

UAF evolved from the Unified Profile for DoDAF and MODAF (UPDM), version 2.1. UAF extends the scope of UPDM and generalizes it to make it applicable to commercial as well as military architectures. The intent of UAF is to provide a standard representation for describing enterprise architectures using a Model Based Systems Engineering (MBSE) approach.

The core concepts in the UAF are based upon the DoDAF 2.0.2 Domain Metamodel (DM2) and the MODAF ontological data exchange mechanism (MODEM), Security Views from Canada's Department of National Defense Architecture Framework (DNDADF) and the North Atlantic Treaty Organization (NATO) Architecture Framework (NAF) v 4.

UAF models describe a system¹ from a set of stakeholders' concerns such as security or information through a set of predefined viewpoints. Developed models can also reflect custom viewpoints or users can develop more formal extensions for new viewpoints.

The UAF [MLP](#) can be used to develop architectures compliant with:

- Department of Defense Architecture Framework (DoDAF) version 2.02
- Ministry of Defence Architecture Framework (MODAF) version 1.3
- North Atlantic Treaty Organization (NATO) Architecture Framework (NAF) version 3.1
- North Atlantic Treaty Organization (NATO) Architecture Framework (NAF) version 4

UAF v 1.24 supports the capability to:

- model architectures for a broad range of complex systems, which may include hardware, software, data, personnel, and facility elements;
- model consistent architectures for system-of-systems (SoS) down to lower levels of design and implementation;
- support the analysis, specification, design, and verification of complex systems; and

¹ The term system is used from: "Systems and software engineering -- Architecture description," http://www.iso.org/iso/catalogue_detail.htm?csnumber=50508

Commented [AM1]: UAF12-29

Formatted: Not Highlight

Formatted: Not Highlight

Formatted: Not Highlight

Formatted: Not Highlight

Formatted: Not Highlight

Formatted: Not Highlight

Formatted: Not Highlight

Formatted: Not Highlight

Formatted: Not Highlight

Formatted: Not Highlight

Formatted: Not Highlight

Formatted: Not Highlight

Formatted: Not Highlight

Formatted: Not Highlight

Formatted: Not Highlight

Formatted: Not Highlight

Formatted: Not Highlight

Formatted: Not Highlight

Formatted: Not Highlight

Formatted: Not Highlight

Formatted: Not Highlight

Formatted: Not Highlight

Formatted: Not Highlight

Formatted: Not Highlight

Formatted: Not Highlight

Formatted: Not Highlight

Formatted: Not Highlight

Formatted: Not Highlight

Formatted: Not Highlight

Formatted: Not Highlight

Formatted: Not Highlight

Formatted: Not Highlight

Formatted: Not Highlight

Formatted: Not Highlight

Formatted: Not Highlight

Formatted: Not Highlight

Formatted: Not Highlight

Formatted: Not Highlight

Formatted: Not Highlight

Formatted: Not Highlight

Formatted: Not Highlight

Formatted: Not Highlight

Formatted: Not Highlight

Formatted: Not Highlight

Formatted: Not Highlight

Formatted: Not Highlight

Formatted: Not Highlight

Formatted: Not Highlight

Formatted: Not Highlight

Formatted: Not Highlight

Commented [AM3]: UAF12-29

- improve the ability to exchange architecture information among related tools that are SysML based.

1.3 Intended Usage

The UAF enables the modeling of strategic capabilities, operational scenarios, services, resources, personnel, security, projects, standards, measures and requirements; which supports best practices through, separation of concerns and abstractions. In addition, the UAF enables the modeling of related architecture concepts such as:

- System of Systems (SoS),
- information exchanges consistent with the National Information Exchange Model (NIEM),
- DoD's doctrine, organization, training material, leadership & education, personnel, and facilities (DOTMLPF)
- UK Ministry of Defence Lines of Development (DLOD) elements,
- Human Computer Interfaces (HCI).

Further, The UAF conforms to terms defined in the ISO/IEC/IEEE 42010 standard for architecture description, where the terms: architecture, architecture description (AD), architecture framework, architecture view, architecture viewpoint, concern, environment, model kind, stakeholder [ISO/IEC/IEEE 42010:2011] form correspondence rules specified as constraints on UAF.

1.4 Related Documents

The specification includes a metamodel and description as separate documents. Other [appendices](#) are also provided as separate documents. The table below provides a listing of these documents:

Table 1:1 - Table of Related Documents

dtc/2021-11-01	The UAF Domain MetaModel (DMM)
dtc/2021-11-03	The UAF Profile Modeling Language (UAFMLP)
dtc/2021-11-07	Appendix A that contains a separate traceability subsection from UAFMLP to each of the frameworks listed in Section 1.2 of this specification
dtc/2021-11-08	Appendix B: An example of how the language can be used to represent a UAF UAFML architecture
dtc/2021-11-09	Appendix C: An Enterprise Architecture Guide (EAG)
dtc/2021-11-10 dtc/19-06-19	UAF XMI file
dtc/2021-11-11 dtc/19-06-20	UAF XMI Measurements library
dtc/2021-11-06 dtc/19-05-14	Attachments

Commented [AM4]: [UAF12-29](#)

Commented [AM5]: [UAF12-29](#)

Commented [KG6]: [UAF12-29](#)

Commented [AM7]: [UAF12-58](#)

Formatted: Not Highlight

2. Conformance

UAF specifies four types of conformance.

Type 1 Conformance: - *UAF View specification conformance.* A tool demonstrating view specification conformance shall implement a version of all the view specifications defined in the UAF Grid, with the exception of the view specifications in the Metadata Domain Architecture Management Viewpoint. Optionally the tool vendor can implement other donor framework viewpoints, for instance DoDAF, MODAF or NAF based upon the mapping between them and UAF provided in Appendix A ([dtc/2021-11-07](#) [\[AM8\]](#))

Commented [AM8]: [UAF12-54](#)

Commented [AM9]: [UAF12-41](#)

Type 2 Conformance: - *UAF Conceptual Syntax Conformance.* A tool demonstrating conceptual syntax conformance is consistent with the concepts, relationships and constraints defined in the UAF DMM (this document). UAF Conceptual Syntax Conformance implies Type 1 Conformance.

Formatted: French (France)

Formatted: French (France)

Type 3 Conformance: - *UAF Formal Syntax Conformance.* A tool demonstrating formal syntax conformance:

- enables instances of concrete UAFP-UAFML stereotypes defined in the UAFP-UAFML ([dtc/2021-11-03](#) [\[AM10\]](#))
- complies with the constraints defined in the UAFP-UAFML ([dtc/2021-11-03](#) [\[AM11\]](#))
- complies with the SysML version 1.5.6 Concrete Syntax Conformance ([formal/19-11-01](#) [formal/19-11-01](#) [\[AM12\]](#))
- UAF Formal Syntax Conformance implies Type 2 Conformance.

Formatted: Font: Not Italic, French (France)

Formatted: French (France)

Commented [AM10]: [UAF12-29](#)

Commented [AM11]: [UAF12-29](#)

Commented [AM12]: [UAF12-29](#)

Formatted: French (France)

Formatted: French (France)

Type 4 Conformance: - *UAF Model interchange conformance.* A tool demonstrating model interchange conformance can import and export conformant XML for all valid UAFP-UAFML models. Model interchange conformance implies Type 3 Conformance.

Commented [AM13]: [UAF12-29](#)

Formatted: French (France)

3. References

3.1 Normative References

The following normative documents contain provisions which, through reference in this text, constitute provisions of this specification. For dated references, subsequent amendments to, or revisions of, any of these publications do not apply.

3.23.1.1 ~~OMG Documents (Normative References)~~

- Unified Modeling Language (UML), 2.5.1, December 2017, <http://www.omg.org/spec/UML>
- Object Constraint Language (OCL), 2.4, February 2014, <http://www.omg.org/spec/OCL>
- System Modeling Language (SysML)-, ~~1.6, November 2019, 1.5, May 2017~~, <http://www.omg.org/spec/SysML>
- Diagram Definition (DD), 1.1, June 2015, <http://www.omg.org/spec/DD>
- ~~UML Profile for the National Information Exchange Model (NIEM UML), 3.0, April 2017, <http://www.omg.org/spec/NIEM-UML>~~
- ~~Unified Profile for DoDAF and MODAF (UPDM), 2.1, August 2013, <http://www.omg.org/spec/UPDM>~~
- ~~UML Profile for BPMN Processes, 1.0, July 2014, <http://www.omg.org/spec/BPMNProfile>~~
- ~~Ontology Definition Metamodel (ODM), 1.1, September 2014, <http://www.omg.org/spec/ODM>~~
- Information Exchange Packaging Policy Vocabulary (IEPPV) 1.0, May 2015, <http://www.omg.org/spec/IEPPV>
- XML Metadata Interchange, 2.5.1, June 2015, <https://www.omg.org/spec/XMI/2.5.1/About-XMI/>
- ~~Business Motivation Model (BMM), Version 1.3, <http://www.omg.org/spec/BMM/1.3/>~~

3.33.2 Other Normative References

- Department of Defense Architecture Framework (DoDAF), Version 2.02, August 2010, <http://dodcio.defense.gov/Library/DoDArchitectureFramework.aspx>
- ~~DM2 – DoDAF Meta-Model,~~
- The DM2 (DoDAF Meta-Model) Conceptual Data Model, http://dodcio.defense.gov/Library/DoDArchitectureFramework/dodaf20_conceptual.aspx
- DM2 Logical Data Model, http://dodcio.defense.gov/Library/DoDArchitectureFramework/dodaf20_logical.aspx
- DM2 Formal Ontology, http://dodcio.defense.gov/Library/DoDArchitectureFramework/dodaf20_ontology1.aspx
- Department National Defence and Canadian Forces (DND/ CF) Architecture Framework (DNDAF), Version 1.8.1, 25 January 2013
- International Defence Enterprise Architecture Specification for Exchange (IDEAS) Group, https://en.wikipedia.org/wiki/IDEAS_Group<http://www.ideasgroup.org/>
- ~~IDEAS Foundation, <http://www.ideasgroup.org/foundation/>~~
- ~~IDEAS Foundation v1.0 as XMI File (zipped), <http://www.ideasgroup.org/7Documents/>~~
- ISO/IEC/IEEE 42010:2011, Systems and software engineering – Architecture Description, http://www.iso.org/iso/catalogue_detail.htm?csnumber=50508
- Ministry of Defence Architecture Framework (MODAF), <https://www.gov.uk/mod-architecture-framework>
- MODAF Ontological Data Exchange Mechanism (MODEM) https://www.gov.uk/government/uploads/system/uploads/attachment_data/file/63980/20130117_MODAF_MODEM.pdf
- NATO Architecture Framework (NAF),
- Version 3, NATO C3 BOARD (AC/322-D(2007)0048), <http://www.nhqc3s.nato.int/HomePage.asp> (no longer publicly available online as of 3 November 2015)

Unified Architecture Framework (UAF) Domain Metamodel Version 1.24

Formatted: OMG Heading 3

Field Code Changed

Field Code Changed

Field Code Changed

Field Code Changed

Field Code Changed

Field Code Changed

Field Code Changed

Field Code Changed

Field Code Changed

- NATO Architecture Framework v4.0 Documentation, January 2021, https://www.nato.int/cps/en/natohq/topics_157575.htm

3.43.3 Informative References

- ~~Business Process Model & Notation (BPMN), Version 2.0.2, January 2014~~ <http://www.omg.org/spec/BPMN>
- ISO 15704:2000, Industrial Automation Systems – “Requirements for Enterprise-Reference Architectures and Methodologies,” http://www.iso.org/iso/home/store/catalogue_tc/catalogue_detail.htm?csnumber=28777
- ISO 8601:2004 Data elements and interchange formats – Information interchange – Representation of dates and times, http://www.iso.org/iso/home/store/catalogue_ics/catalogue_detail_ics.htm?ics1=01&ics2=140&ics3=30&csnumber=40874
- ISO/IEC 15288:2015, "Systems Engineering - Systems Life Cycle Processes," http://www.iso.org/iso/home/store/catalogue_tc/catalogue_detail.htm?csnumber=63711
- Object Management Group (OMG), Metamodel Extension Facility, Initial submission, ad/12-02-01, <http://www.omg.org/cgi-bin/doc?ad/12-02-01> (Requires OMG Member Access)
- OASIS SOA-RAF, Reference Architecture Foundation for Service Oriented Architecture Version 1.0, OASIS SOA Reference Model TC, 04 December 2012. <http://docs.oasis-open.org/soa-rm/soa-ra/v1.0/cs01/soa-ra-v1.0-cs01.pdf> (Authoritative)
- Object Management Group (OMG), Semantics of Business Vocabulary and Business Rules (SBVR), Version 1.3.5, ~~May-December 2019~~5, <http://www.omg.org/spec/SBVR>
- Business Motivation Model (BMM), Version 1.3, <http://www.omg.org/spec/BMM/1.3/>
- International Council On Systems Engineering (INCOSE), Systems Engineering Handbook V4, 2015, <http://www.incose.org/ProductsPublications/sehandbook>
- Unified Profile for DoDAF and MODAF (UPDM), 2.1, August 2013, <http://www.omg.org/spec/UPDM>
- Ontology Definition Metamodel (ODM), 1.1, September 2014, <http://www.omg.org/spec/ODM>

4. Terms and Definitions

No new terms and definitions have been required to create this specification. All terms are available in the normative references or bibliographic citations for detailed explanation. [The modeling concepts specified in this standard e.g., MetaModel Elements, Viewpoints, Aspects, View Specifications, etc. are defined in the appropriate section for that concept. Additional terms are defined in Appendix C: Enterprise Architecture Guide \(EAG\).](#)

Commented [AM14]: [UAF12-39](#)

5. Symbols Acronyms

For the purposes of this specification, the following List of used in this specification symbols/abbreviations apply:

Commented [AM15]: [UAF12-39](#)

Commented [AM16]: [UAF12-39](#)

Table 5:1 - Description of acronyms used in this specification

AcV-* ²	Acquisition View
AD	Architecture Description
AV-*	All View
BMM	Business Motivation Model
BPMN	Business Process Modeling Notation
C4ISR	Command, Control, Communications, Computers, Intelligence, Surveillance, and Reconnaissance
CaT	Capability Team
COI	Communities of Interest
CV-*	Capability View
DIV-*	Data and Information Views
DLOD	Defence Lines of Development
DM2	DoDAF Meta Model
DMM	Domain Meta Model
DNDAF	Department National Defence and Canadian Forces (DND/ CF) Architecture Framework
DoD	United States Department of Defense
DoDAF	Department of Defense Architecture Framework
DOTMLP	Doctrine, Organization, Training, Material, Leadership, Personnel, Facilities
EIE	Enterprise Information Environment
IDEAS	International Defense Enterprise Architecture Specification for Exchange
IDEF	Integrated DEFinition Methods
INCOSE	International Council Of Systems Engineering
JCIDS	Joint Capabilities Integration and Development System
MISIG	Model Interchange Special Interest Group
MOD	United Kingdom Ministry of Defence
MODAF	Ministry of Defence Architecture Framework
MODEM	MODAF Ontological Data Exchange Mechanism
NAF	NATO Architecture Framework
OASIS	Organization for the Advancement of Structured Information Standards
OSLC	Open Services for Lifecycle Collaboration
OV-*	Operational View
PES	DoDAF Physical Exchange Specification
POC	Proof of Concept
PV-*	Project View
RDF	Resource Description Framework
SoaML	Service orientated architecture Modeling Language
SoS	System of Systems
SOV-*	Service Oriented View

Formatted: French (France)

² * denotes a wildcard

StdV-*	Standards View in DoDAF 2.02 compare TV-* in UAF
STV-*	Strategic View
SV-*	System View
SvcV-*	Service View
TEPID OIL	Training, Equipment, Personnel, Information, Concepts and Doctrine, Organisation, Infrastructure, Logistics
TOGAF	The Open Group Architectural Framework©
TPPU	Task, Post, Process, and Use
TV-*	Technical View
UAF	Unified Architecture Framework
UAFMLP	Unified Architecture Framework Profile Modeling Language
UPDM	Unified Profile for DoDAF/MODAF

Commented [KG17]: [UAF12-29](#)

Commented [KG18]: [UAF12-29](#)

6. Additional Information

6.1 Changes to Adopted OMG Specifications

This specification completely replaces Unified Architecture Framework (UAF), version 1.0-1 <https://www.omg.org/spec/UAF/About-UAF/>

6.2 Language Architecture

The UAF specification reuses a subset of UML 2.5.1 and SysML 1.5-6 and provides additional extensions needed to address requirements in the UPDM 3.0 RFP Mandatory Requirements. Those requirements form the basis for this specification. This specification documents the language architecture in terms of UML 2.5.1 and SysML 1.5-6 and specifies how to implement UAF. This clause explains design principles and how they are applied to define the UAF language architecture.

6.3 Philosophy

The UAF development uses a model-driven approach. A simple description of the work process is:

- [A Domain Metamodel \(DMM\) uses UML Class models to represent individuals, types and tuples that maps the concepts defined in DoDAF, MODEM, NAF, and other frameworks. A Domain Metamodel \(DMM\) uses UML Class models to represent individuals, types and tuples that aggregate the concepts defined in DoDAF, MODEM, NAF, DNDAF and other frameworks.](#)
- The aligned and renamed viewpoints from the various frameworks provide a common generic name for each viewpoint. It should be noted that the term viewpoint is in the context of ISO 42010 where a viewpoint is the specification of a view. The UAF viewpoints are mapped to the corresponding viewpoint in the relevant contributing framework. It is the viewpoints described in the DMM that provides the basis for the Unified Architecture Framework (UAF).
- The UAF provides an abstraction layer that separates the underlying UAF metamodel from the presentation layer. The results of this mapping are given in Appendix A (see document [dtc/2021-11-07](#)) and an overview of the viewpoints in a grid format are given in this document.
- The intent of the UAF is to provide a Domain MetaModel usable by non-UML/SysML tool vendors who may wish to implement the UAF within their own tool and metalanguage.
- The Unified Architecture Framework [Profile Modeling Language \(UAFPUAFML\)](#) is the standard implementation of the UAF DMM. It was created by mapping the UAF concepts and relationships to corresponding stereotypes in the [UAFPUAFML Profile](#).
- The [UAFPUAFML](#) analysis and refactoring reflects language architecture, tool implementation, and reuse considerations.
- The specification is generated from the UML model used to describe the UAF DMM and [UAFPUAFML](#). This approach allows the team to concentrate on architecture issues rather than documentation production. The UML tool automatically maintains consistency. The UML tool improves maintenance and enables traceability between the UAF and the [UAFPUAFML](#) where every stereotype is linkable to the UAF element using UML Abstraction relationship.

Commented [AM19]: [UAF12-40](#)

Formatted: Font: 12 pt

Commented [AM20]: [UAF12-29](#)

Commented [AM21]: [UAF12-29](#)

Commented [KG22]: [UAF12-29](#)

Commented [KG23]: [UAF12-29](#)

Commented [KG24]: [UAF12-29](#)

6.4 Core Principles

The fundamental design principles for UAF DMM are:

- **Requirements-driven:** UAF is intended to satisfy the requirements of the UPDM 3.0 RFP Mandatory Requirements.
- **Influence from donor Frameworks:** The DMM was based upon an aggregation of concepts and relationships from the donor frameworks.
- **IDEAS Ontology driven:** The DMM was based upon a simplified version of the IDEAS ontology, see chapter 8.
- **DMM Notation:** The DMM was expressed using UML class diagram notation.

Unified Architecture Framework (UAF) Domain Metamodel Version 1.24

- **Reusability of UML Metamodel concepts:** The UAF DMM reuses a number of concepts from the UML Metamodel, such as State machines, Activities and Interactions. The explicit relationship to these concepts enables the UAF DMM to reuse UML semantics instead of reinventing its own semantics.
- **Reusability of BPMN concepts:** The UAF DMM reuses a number of concepts from BPMN, such as processes. The explicit relationship to these concepts enables the UAF DMM to reuse BPMN semantics instead of reinventing its own semantics.

7.UAF Grid

Due to the complexity of managing the multiple viewpoints with overlapping concerns and metamodels, the standard viewpoints are refactored as described in the donor frameworks into a more manageable format. This decision led to the development of the UAF grid which is described below.

The grid is a way of showing how the various viewpoints (known as view specifications (cells) in the rest of document) correspond to *viewpoints (prev. known as domains)* (horizontal rows) and the *aspects (prev. known as model kinds)* (the columns) that describe the view specification. The intent of the grid is not to be complete, but to capture the information that is present in the frameworks that contributes to the UAF, consequently, some gaps are evident.

Commented [AM25]: [UAF12-41](#)

Formatted: Font: Italic

Formatted: Font: Italic

Formatted: Font: Italic

Formatted: Font: Italic

UAF SD	Mission Mv	Taxonomy Tx	Structure Sr	Connectivity Cn	Processes Pr	States St	Sequences Sq	Information ^c If	Parameters ^d Pm	Constraints Ct	Roadmap Rm	Traceability Tr	
Architecture Management^g	Architecture Principles Am-Mv	Architecture Extensions Am-Tx ^h	Architecture Views Am-Sr	Architecture References Am-Cn	Architecture Development Method Am-Pr	Architecture Status Am-St		Dictionary Am-If	Architecture Parameters Am-Pm	Architecture Constraints Am-Ct	Architecture Roadmap Am-Rm	Architecture Traceability Am-Tr	
Summary & Overview Sm-Ov													
Strategic St	Strategic Motivation St-Mv	Strategic Taxonomy St-Tx	Strategic Structure St-Sr	Strategic Connectivity St-Cn	Strategic Processes St-Pr	Strategic States St-St		Strategic Information St-If	Environment Pm-En and Measurements Mm-Pm-Me and Risk Rm-Rs-I	Strategic Constraints St-Ct	Strategic Deployment St-Rm-D Strategic Phasing St-Rm-P	Strategic Traceability St-Tr	
Operational Op		Operational Taxonomy Op-Tx	Operational Structure Op-Sr	Operational Connectivity Op-Cn	Operational Processes Op-Pr	Operational States Op-St	Operational Sequences Op-Sq	Operational Information Op-If		Operational Constraints Op-Ct	Operational Roadmap Op-Rm	Operational Traceability Op-Tr	
Services Sv		Services Taxonomy Sv-Tx	Services Structure Sv-Sr	Services Connectivity Sv-Cn	Services Processes Sv-Pr	Services States Sv-St	Services Sequences Sv-Sq			Services Constraints Sv-Ct	Services Roadmap Sv-Rm	Services Traceability Sv-Tr	
Personnel Ps	Requirements Req-Mv	Personnel Taxonomy Ps-Tx	Personnel Structure Ps-Sr	Personnel Connectivity Ps-Cn	Personnel Processes Ps-Pr	Personnel States Ps-St	Personnel Sequences Ps-Sq	Personnel Information Ps-If		Competence, Drivers, Performance Ps-Ct	Personnel Availability Ps-Rm-A Personnel Evolution Ps-Rm-E Personnel Forecast Ps-Rm-F	Personnel Traceability Ps-Tr	
Resources Rs		Resources Taxonomy Rs-Tx	Resources Structure Rs-Sr	Resources Connectivity Rs-Cn	Resources Processes Rs-Pr	Resources States Rs-St	Resources Sequences Rs-Sq	Resources Information Rs-If		Resources Constraints Rs-Ct	Resources evolution Rs-Rm-E Resources Forecast Rs-Rm-F	Resources Traceability Rs-Tr	
Security Sc	Security Controls Sc-Mv	Security Taxonomy Sc-Tx	Security Structure Sc-Sr	Security Connectivity Sc-Cn	Security Processes Sc-Pr					Security Constraints Sc-Ct		Security Traceability Sc-Tr	
Projects Pj		Projects Taxonomy Pj-Tx	Projects Structure Pj-Sr	Projects Connectivity Pj-Cn	Projects Processes Pj-Pr						Projects Roadmap Pj-Rm	Projects Traceability Pj-Tr	
Standards Sd		Standards Taxonomy Sd-Tx	Standards Structure Sd-Sr								Standards Roadmap Sd-Rm	Standards Traceability Sd-Tr	
Actual Resources Ar			Actual Resources Structure Ar-Sr	Actual Resources Connectivity Ar-Cn	Simulation ^b					Parametric Execution/Evaluation ^b			
Dictionary Dc													
Summary & Overview Sm-Ov													
Requirements Req													
	Taxonomy Tx	Structure Sr	Connectivity Cn	Processes Pr	States St	Interaction Scenarios Is	Information ^c If	Parameters ^d Pm		Constraints Ct	Roadmap Rm	Traceability Tr	
Metadata^a	Metadata Taxonomy Md-Tx ^f	Metadata Structure Md-Sr	Metadata Connectivity Md-Cn	Metadata Processes Md-Pr	Metadata States Md-St	-			Metadata Constraints Md-Ct	Metadata Roadmap Md-Rm	Metadata Traceability Md-Tr		
Strategic St	Strategic Taxonomy St-Tx	Strategic Structure St-Sr	Strategic Connectivity St-Cn	-	Strategic States St-St	-			Strategic Constraints St-Ct	Strategic Deployment, St-Rm-D Strategic Phasing St-Rm-P	Strategic Traceability St-Tr		
Operational Op	Operational Taxonomy Op-Tx	Operational Structure Op-Sr	Operational Connectivity Op-Cn	Operational Processes Op-Pr	Operational States Op-St	Operational Interaction Scenarios Op-Is			Operational Constraints Op-Ct	-	Operational Traceability Op-Tr		
Services Sv	Service Taxonomy Sv-Tx	Service Structure Sv-Sr	Service Connectivity Sv-Cn	Service Processes Sv-Pr	Service States Sv-St	Service Interaction Scenarios Sv-Is	Conceptual Data Model,	Environment Pm-En	Service Constraints Sv-Ct	Service Roadmap Sv-Rm	Service Traceability Sv-Tr		
Personnel Pr	Personnel Taxonomy Pr-Tx	Personnel Structure Pr-Sr	Personnel Connectivity Pr-Cn	Personnel Processes Pr-Pr	Personnel States Pr-St	Personnel Interaction Scenarios Pr-Is	Logical Data Model,		Competence, Drivers, Performance Pr-Ct	Personnel Availability, Personnel Evolution, Personnel Forecast Pr-Rm	Personnel Traceability Pr-Tr		
Resources Rs	Resource Taxonomy Rs-Tx	Resource Structure Rs-Sr	Resource Connectivity Rs-Cn	Resource Processes Rs-Pr	Resource States Rs-St	Resource Interaction Scenarios Rs-Is	Physical schema ^e , real world results	Measurements Pm-Me	Resource Constraints Rs-Ct	Resource evolution, Resource forecast Rs-Rm	Resource Traceability Rs-Tr		
Security Sc	Security Taxonomy Sc-Tx	Security Structure Sc-Sr	Security Connectivity Sc-Cn	Security Processes Sc-Pr	-	-			Security Constraints Sc-Ct	-	Security Traceability Sc-Tr		
Projects Pj	Project Taxonomy Pj-Tx	Project Structure Pj-Sr	Project Connectivity Pj-Cn	Project Processes Pj-Pr	-	-			-	Project Roadmap Pj-Rm	Project Traceability Pj-Tr		
Standards Sd	Standard Taxonomy Sd-Tx	Standards Structure Sd-Sr	-	-	-	-			-	Standards Roadmap Sd-Rm	Standards Traceability Sd-Tr		
Actual Resources Ar		Actual Resources Structure Ar-Sr	Actual Resources Connectivity Ar-Cn	Simulation ^b					Parametric Execution/Evaluation ^b				

Formatted: Don't keep with next

Commented [AM26]: UAF12-59
UAF12-54

Figure 7-1- UAF Grid

Unified Architecture Framework (UAF) Domain Metamodel Version 1.24

Notes related to suffixes in the grid

- a. The view specifications in the ~~Metadata Architecture Management Domain viewpoint~~ are not modeled as part of the UAF but are architectural artifacts that contribute to the success in defining and developing an architecture.
- b. To be able to evaluate architecture behavior and constraints (i.e., non-functional requirements) it is necessary to define actual instances of the architectural elements. The expectation is that tool vendors intending to implement the UAF have capabilities native to their tools to enable behavioral simulation and the evaluation of measures and constraints through parametric diagrams or a proprietary equivalent.
- c. The information model is ~~an e-column aspect~~ across the domains and can be defined in any of its forms, i.e., Conceptual, Logical or Physical. The expectation is that most developers of the information model will use the Conceptual or Logical forms of the data model when using an abstract modeling tool.
- d. The parameters column captures the measures ~~and~~, environments, ~~and risks~~ across the architecture in ~~all~~ the different ~~domains/viewpoints~~.
- e. ~~The expectation is that the physical schema model would not be defined in the UAF. Any tool implementing the framework provides a means to import or link to representations of the physical model.~~
- f. The ~~Metadata Architecture Extensions Taxonomy~~ view specification provides a means to extend the framework to other domains.

The detailed mapping between the view specifications of the UAF shown in the grid and the viewpoints from the donor frameworks is described in [dtc/2021-11-07](#) ~~583318~~. A definition for each view specification in the grid is described in the following chapters.

Commented [AM27]: [UAF12-54](#)

Commented [AM28]: [UAF12-41](#)

Formatted: Space After: 0 pt, Line spacing: single, Hyphenate

Commented [AM29]: [UAF12-41](#)

Commented [AM30]: [UAF12-51](#)

Commented [AM31]: [UAF12-41](#)

Formatted: Space After: 0 pt, Line spacing: single, No bullets or numbering, Hyphenate

Commented [AM32]: [UAF12-54](#)

7.1 Descriptions of Domains Viewpoints and Model Kinds Aspects

Commented [AM33]: [UAF12-41](#)

Commented [AM34]: [UAF12-41](#)

Table 7:1 - Definitions for the Domains Viewpoints

Commented [AM35]: [UAF12-41](#)

Domain Viewpoint	Acronym	Description
<u>Metadata Architecture Management</u>	<u>MeAm</u>	Identifies the metadata required to develop a suitable architecture that is fit for its purpose.
Strategic	St	Capability management process. Describes the capability taxonomy, composition, dependencies and evolution.
Operational	Op	Illustrates the Logical Architecture of the enterprise. Describes the requirements, operational behavior, structure, and exchanges required to support (exhibit) capabilities. Defines all operational elements in an implementation/solution independent manner.
Services	Sv	The Service-Orientated View (SOV) is a description of services needed to directly support the operational domain as described in the Operational View. A service within MODAF is understood in its broadest sense, as a unit of work through which a provider provides a useful result to a consumer. DoDAF: The Service Views within the Services Viewpoint describe the design for service-based solutions to support operational development processes (JCIDS) and Defense Acquisition System or capability development within the Joint Capability Areas.
Personnel	<u>PePs</u>	Defines and explores organizational resource types. Shows the taxonomy of types of organizational resources as well as connections, interaction and growth over time.
Resources	Rs	Captures a solution architecture consisting of resources, e.g., organizational, software, artifacts, capability configurations, and natural resources that implement the operational requirements. Further design of a resource is typically detailed in SysML or UML.
Security	Sc	Security assets and security enclaves. Defines the hierarchy of security assets and asset owners, security constraints (policy, laws, and guidance) and details where they are located (security enclaves).

Commented [AM36]: [UAF12-41](#)

Formatted: Lithuanian

Commented [AM37]: [UAF12-54](#)

Commented [AM38]: [UAF12-96](#)

Projects	Pj	Describes projects and project milestones, how those projects deliver capabilities, the organizations contributing to the projects and dependencies between projects.
Standards	Sd	MODAF: Technical Standards Views are extended from the core DoDAF views to include non-technical standards such as operational doctrine, industry process standards, etc. DoDAF: The Standards Views within the Standards Viewpoint are the set of rules governing the arrangement, interaction, and interdependence of solution parts or elements.
Actual Resources	Ar	The analysis, e.g., evaluation of different alternatives, what-if, trade-offs, V&V on the actual resource configurations. Illustrates the expected or achieved actual resource configurations.

Table 7:2 - Definitions of the Model Kinds Aspects
UAF12-41

Model Kind Aspect	Acronym	Description
<u>Motivation</u>	<u>My</u>	<u>Captures motivational elements e.g., drivers, challenges, opportunities and concerns that pertain to enterprise transformation efforts, and different types of requirements, e.g., operational, services, personnel, resources, and security controls.</u>
Taxonomy	Tx	Presents all the elements as a standalone structure. Presents all the elements as a specialization hierarchy, provides a text definition for each one and references the source of the element
Structure	Sr	<u>Describes the break down of structural elements e.g. logical performers, systems, projects, etc. into their smaller parts</u> <u>Describes the definitions of the dependencies, connections, and relationships between the different elements.</u>
Connectivity	Cn	Describes the connections, relationships, and interactions between the different elements.
Processes	Pr	Captures activity based behavior and flows. It describes activities, their Inputs/Outputs, activity actions and flows between them.
States	St	Captures state-based behavior of an element. It is a graphical representation of states of a structural element and how it responds to various events and actions.
<u>Interaction</u> <u>Scenarios</u> <u>Sequences</u>	<u>SqIs</u>	Expresses a time ordered examination of the exchanges as a result of a particular scenario. Provides a time-ordered

Commented [AM39]: [UAF12-41](#)

Commented [AM40]: [UAF12-41](#)

Formatted: Lithuanian

Commented [AM41]: [UAF12-50](#)

Commented [AM42]: [UAF12-21](#)

Commented [AM43]: [UAF12-59](#)

Model Kind Aspect	Acronym	Description
		examination of the exchanges between participating elements as a result of a particular scenario.
Information	If	Address the information perspective on operational, service, and resource architectures. Allows analysis of an architecture's information and data definition aspect, without consideration of implementation specific issues.
Constraints	Ct	Details the measurements that set performance requirements constraining capabilities. Also defines the rules governing behavior and structure.
Roadmap	Rm	Addresses how elements in the architecture change over time. Also, how at different points in time or different periods of time.
Traceability	Tr	Describes the mapping between elements in the architecture. This can be between different viewpoints within domains as well as between domains. It can also be between structure and behaviors.

Commented [AM40]: [UAF12-41](#)

Formatted: Lithuanian

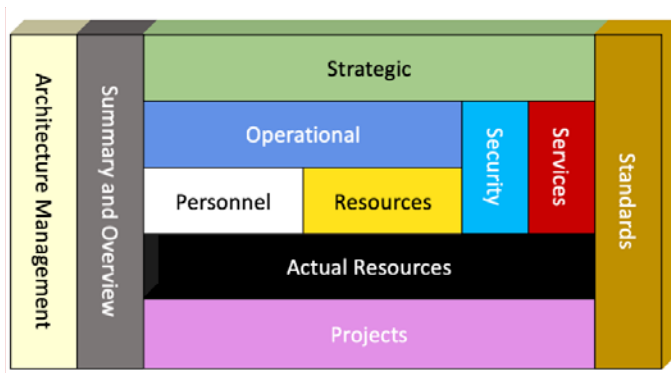
Commented [AM44]: [UAF12-22](#)

7.37.2 Domain Viewpoint Interrelationships

Although the grid is the primary means of expressing the relationship between the Domains Viewpoints, Model-Kinds Aspects and View Specifications, because of its two-dimensional nature it is not adequate to explain the abstract interrelationships that exist between the domains viewpoints. The following diagram is an indication of how the domains viewpoints are interrelated.

Commented [AM45]: UAF12-24

Commented [AM46]: UAF12-24



Commented [KG47]: UAF12-54

Formatted: Centered, Don't keep with next

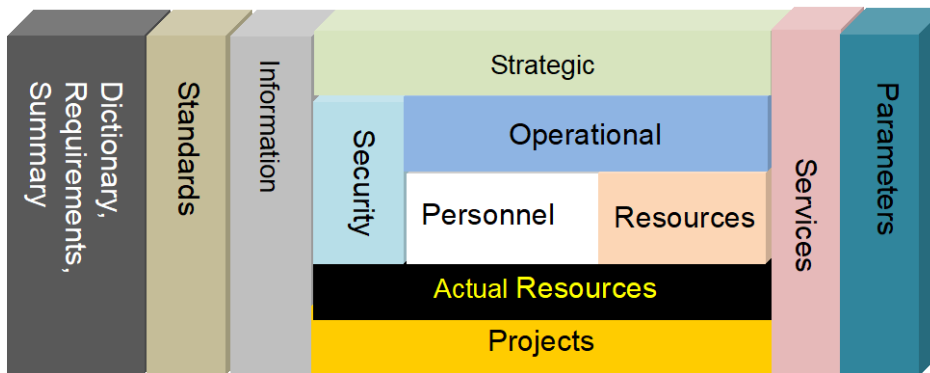


Figure 7:2 – Domain Viewpoint Interrelationships

Where a Domain Viewpoint is shown vertically the intent is to show that the Domain Viewpoint is a cross cutting concern that goes across the levels of abstraction in the architecture.

Where a Domain Viewpoint is shown horizontally the intent is to show that the Domain Viewpoint exists in a layer of abstraction between the Domains Viewpoints above and below it and there is an interrelationship with the Domains Viewpoints either side of it.

7.47.3 Domain Metamodel Diagram Legend

Note that the diagrams rely on color to aid the reader in understanding the model. Please refer to the legend below to understand the diagrams.

The following is the legend of element colors used in the DMM and what they denote.

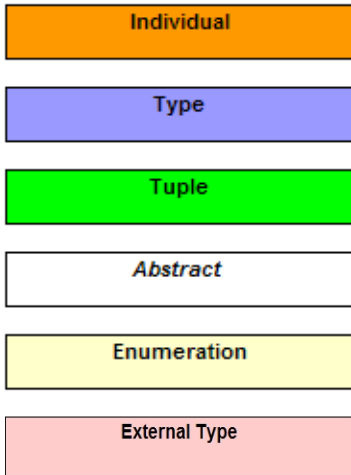


Figure 7:3 - Legend of color codes for element types defined in UAF

The meaning of the element types in the UAF are based upon concepts put forth in the International Defence Enterprise Architecture Specification (IDEAS).

- An Individual denotes a single instance of an element
- A Type denotes a set of Individuals
- A Tuple denotes a relationship that exists between elements
- An Abstract denotes that the element has no direct use but is a means of construction
- An Enumeration is a complete, ordered listing of all the items in a collection
- An External Type is an element that exists outside of the core DMM but is referenceable by elements in the DMM

Formatted: Left, Don't keep with next

Formatted: Space After: 0 pt, Line spacing: single, Hyphenate

Commented [AM48]: [UAF12-24](#)

Formatted: Indent: Left: 0.25"

8. Domain Metamodel Diagrams

Note that the diagrams rely on color to aid the reader in understanding the model. Please refer to the legend in the various diagrams to understand the specific definitions.

8.1 View Specifications

This section documents each of the view specifications of UAF.

8.1.1 View Specifications::Architecture Management

Stakeholders: Enterprise Architects, people who want to discover the architecture, Technical Managers.

Concerns: Captures meta-data relevant to the entire architecture

Definition: Provide information pertinent to the entire architecture. Present supporting information rather than architectural models.

View Specifications::Architecture Management::Motivation

Contains the diagrams that document the Architecture Management Motivation View Specification.

View Specifications::Architecture Management::Motivation::Architecture Principles

Stakeholders: Enterprise Architects, Enterprise Systems Engineers, Model Managers, System Architects.

Concerns: alignment of architecture with architecture heuristics, guidelines and principles.

Definition: identifies relevant architectural principles and other guidelines to be used in architecture development and evaluation.

Recommended Implementation: SysML Block Diagram, tabular format

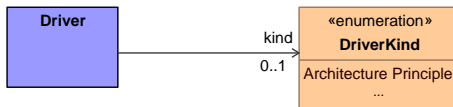


Figure 8:1 - Architecture Principles

Elements

- Driver

View Specifications::Metadata

Stakeholders: Enterprise Architects, Technical Managers.

Concerns: architecture development process, architecture traceability, metamodel and its extensions, architecture versioning.

Definition: Identifies the metadata required to develop a suitable architecture that is fit for its purpose.

View Specifications::Metadata::Taxonomy

Stakeholders: Enterprise Architects, Technical Managers.

Concerns: metamodel and its extensions.

Definition: captures user defined metamodel extensions

Recommended Implementation: UML Profile Diagram, SysML Block Definition Diagram

View Specifications::Architecture Management::Structure

Contains the diagrams that document the Architecture Management Structure View Specification.

Commented [AM49]: [UAF12-54](#)

Commented [KG50]: [UAF12-54](#)

Commented [KG51]: [UAF12-54](#)

View Specifications::Architecture Management::Structure::Architecture Views

Stakeholders: Enterprise Architects, Model Managers, Modelers, Technical Managers.
 Concerns: domains, viewpoints, aspects, model kinds, and view specifications that are used to describe the architecture.
 Definition: (i) lists predefined and custom domains, model kinds, viewpoints, aspects and view specifications (ii) and identify the key stakeholders and their perspectives and concerns.
 Recommended Implementation: SysML Block Definition Diagram, SysML Package Diagram.

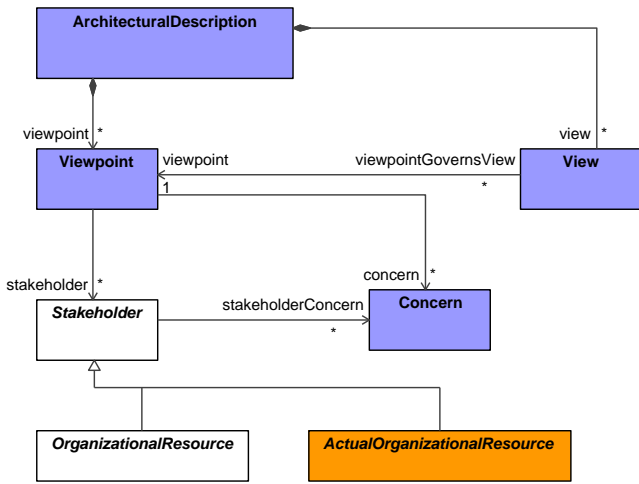


Figure 8:2 - Architecture Views

Elements

- [ActualOrganizationalResource](#)
- [ArchitecturalDescription](#)
- [Concern](#)
- [OrganizationalResource](#)
- [Stakeholder](#)
- [View](#)
- [Viewpoint](#)

View Specifications::Metadata::Structure

Stakeholders: Enterprise Architects, Technical Managers.
 Concerns: domains, model kinds, and view specifications that are used to describe the architecture.
 Definition: (i) lists predefined and custom domains, model kinds, and view specifications (ii) and identify the key stakeholders and their concerns.
 Recommended Implementation: SysML Block Definition Diagram, SysML Package Diagram.

View Specifications::Architecture Management::Connectivity

Contains the diagrams that document the Architecture Management Connectivity View Specification.

Commented [KG52]: [UAF12-54](#)

View Specifications::Architecture Management::Connectivity::Architecture References

Stakeholders: Enterprise Architects, people who want to understand relationships to related architectural descriptions, Technical Managers.

Concerns: high-level dependencies between architectural descriptions.

Definition: depicts and analyzes all relevant dependencies between architectural descriptions, e.g., reference architectures, as-is to to-be architectures, enterprise architecture to system architectures.

Recommended Implementation: SysML Block Definition Diagram, SysML Package Diagram, matrix format.

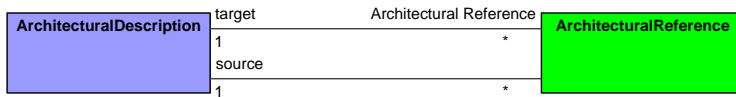


Figure 8:3 - Architecture References

Elements

- ArchitecturalDescription
- ArchitecturalReference

View Specifications::Metadata::Connectivity

Stakeholders: Enterprise Architects, people who want to understand relationships to related architectural descriptions, Technical Managers.

Concerns: high-level dependencies between architectural descriptions.

Definition: depicts and analyzes all relevant dependencies between architectural descriptions, e.g., reference architectures, as-is to to-be architectures.

Recommended Implementation: SysML Block Definition Diagram, SysML Package Diagram, matrix format.

View Specifications::Architecture Management::Processes

Contains the diagrams that document the Architecture Management Processes View Specification.

Commented [KG53]: [UAF12-54](#)

View Specifications::Architecture Management::Processes::Architecture Development Method

Stakeholders: Enterprise Architects, Model Managers, Modelers, Enterprise Systems Engineers.

Concerns: development sequence of models and views and how they are related to each other.

Definition: defines workflow or process steps used in managing the architecture development.

Recommended Implementation: SysML Activity Diagram, text.

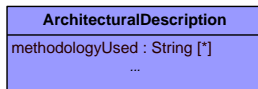


Figure 8:4 - Architecture Development Method

Elements

- ArchitecturalDescription

View Specifications::Metadata::Processes

Stakeholders: Enterprise Architects, people who want to understand the architecture development process, Technical Managers.

Concerns: methodology used.

Definition: methodology used in developing the architecture.
Recommended Implementation: SysML, Activity Diagram, text.

View Specifications::Architecture Management::States

Contains the diagrams that document the Architecture Management States View Specification.

Commented [KG54]: [UAF12-54](#)

View Specifications::Architecture Management::States::Architecture Status

Stakeholders: Enterprise Architects, people who want to understand the architecture governance, Technical Managers.

Concerns: architecture status.

Definition: captures version number and approval workflow of the architecture. Recommended Implementation: SysML, State Machine Diagram, state table, text.

ArchitecturalDescription
status : String [*] ...

Figure 8:5 - Architecture Status

Elements

- ArchitecturalDescription

View Specifications::Metadata::States

Stakeholders: Enterprise Architects, people who want to understand the architecture governance, Technical Managers.

Concerns: architecture status.

Definition: captures version number and approval workflow of the architecture.

Recommended Implementation: SysML, State Machine Diagram, state table, text.

View Specifications::Architecture Management::Information

Contains the diagrams that document the Architecture Management Information View Specification.

Commented [KG55]: [UAF12-54](#)

View Specifications::Architecture Management::Information::Dictionary

Stakeholders: Solution Providers, Systems Engineers, Software Architects, Business Architects.

Concerns: provides a central reference for a given architecture's data and metadata. It enables the set of architecture description to stand alone, with minimal reference to outside resources.

Definition: contains definitions of terms used in the given architecture. It consists of textual definitions in the form of a glossary, their taxonomies, and their metadata (i.e., data about architecture data), including metadata for any custom-tailored views. Architects should use standard terms where possible (i.e., terms from existing, approved dictionaries, glossaries, and lexicons).

Recommended Implementation: text, table format.

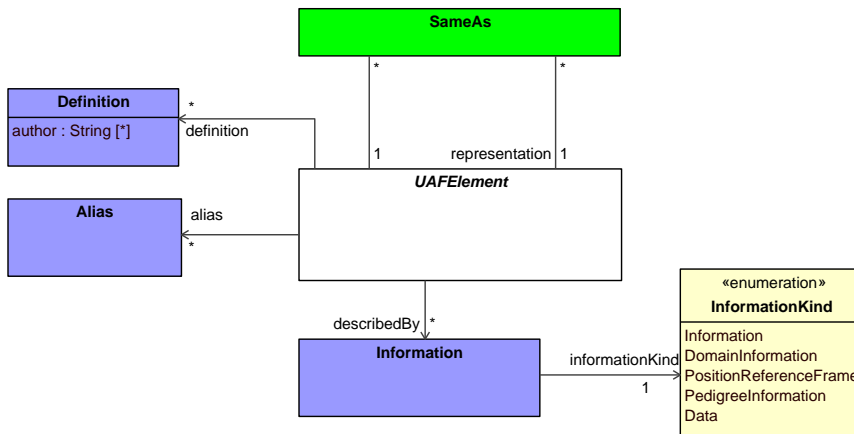


Figure 8:6 - Dictionary Elements

- [Alias](#)
- [Definition](#)
- [Information](#)
- [SameAs](#)
- [UAFEElement](#)

View Specifications::Architecture Management::Parameters

Commented [KG56]: [UAF12-54](#)

Contains the diagrams that document the Architecture Management Parameters View Specification.

View Specifications::Architecture Management::Parameters::Architecture Parameters

Stakeholders: [Enterprise Architects](#), [Enterprise Systems Engineers](#), [Model Managers](#), [System Architects](#).
 Concerns: [architecture parameters](#).
 Definition: [depicts and analyzes measures and measurements that are applicable to management of the architecture](#).
 Recommended Implementation: [SvsML Block Definiton Diagram](#), [tabular format](#).

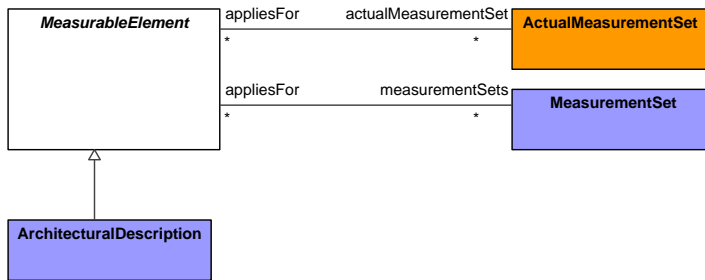


Figure 8:7 - Architecture Parameters

Elements

- [ActualMeasurementSet](#)
- [ArchitecturalDescription](#)
- [MeasurableElement](#)
- [MeasurementSet](#)

View Specifications::Architecture Management::Constraints

Contains the diagrams that document the Architecture Management Constraints View Specification.

Commented [KG57]: [UAF12-54](#)

View Specifications::Architecture Management::Constraints::Architecture Constraints

Stakeholders: Enterprise Architects, people who want to understand the architecture constraints, Technical Managers.

Concerns: architecture assumptions and constraints.

Definition: depicts and analyzes assumptions, constraints, rules, policy and guidance that are applicable to aspects of the architecture.

Recommended Implementation: SysML Package Diagram, tabular format.

ArchitecturalDescription
assumptionAndConstraint : String [*] ...

Figure 8:8 - Architecture Constraints

Elements

- [ArchitecturalDescription](#)

View Specifications::Metadata::Constraints

Stakeholders: Enterprise Architects, people who want to understand constraints for the architecture, Technical Managers.

Concerns: architectural constraints.

Definition: captures assumptions and constraints on the architecture.

Recommended Implementation: tabular format, text.

View Specifications::Architecture Management::Roadmap

Contains the diagrams that document the Architecture Management Roadmap View Specification.

Commented [KG58]: [UAF12-54](#)

View Specifications::Architecture Management::Roadmap::Architecture Roadmap

Stakeholders: Enterprise Architects, people who want to understand the architecture development plan, Technical Managers.

Concerns: architecture release schedule.

Definition: captures project timeline for the architecture. Recommended Implementation: timeline, text.

ArchitecturalDescription
toBe : Boolean [1] version : String [*] ...

Figure 8:9 - Architecture Roadmap

Elements

- [ArchitecturalDescription](#)

View Specifications::Metadata::Roadmap

Stakeholders: Enterprise Architects, people who want to understand the architecture development plan, Technical Managers.

Concerns: architecture release schedule.

Definition: captures project timeline for the architecture.

Recommended Implementation: timeline, text.

View Specifications::Architecture Management::Traceability

Commented [KG59]: [UAF12-54](#)

Contains the diagrams that document the Architecture Management Traceability View Specification.

View Specifications::Architecture Management::Traceability::Architecture Traceability

Stakeholders: Enterprise Architects, people who want to understand impact of change across the architecture supporting assets, Technical Managers.

Concerns: reuse of architectures.

Definition: shows references to operational, services, and resource architectures, asset libraries, legacy architectures, and external sources, e.g., documents. Recommended Implementation: SysML Block Definition Diagram, SysML Package Diagram, tabular format

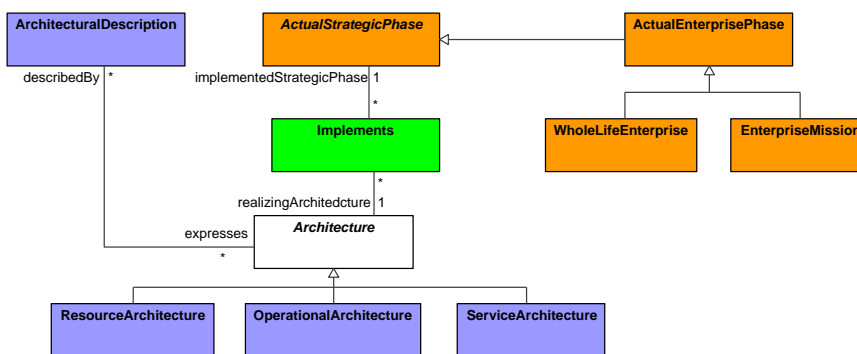


Figure 8:10 - Architecture Traceability

Elements

- [ActualEnterprisePhase](#)
- [ActualStrategicPhase](#)
- [ArchitecturalDescription](#)
- [Architecture](#)
- [EnterpriseMission](#)
- [Implements](#)
- [OperationalArchitecture](#)
- [ResourceArchitecture](#)
- [ServiceArchitecture](#)
- [WholeLifeEnterprise](#)

View Specifications::Metadata::Traceability

Stakeholders: Enterprise Architects, people who want to understand impact of change across the architecture supporting assets, Technical Managers.

Concerns: reuse of architectures.

Unified Architecture Framework (UAF) Domain Metamodel Version 1.24

~~Definition: shows references to asset libraries, legacy architectures, and external sources, e.g. documents.~~

~~Recommended Implementation: SysML Block Definition Diagram, SysML Package Diagram, tabular format.~~

8.1.78.1.2 View Specifications::Summary & Overview

Stakeholders: Executives, PMs, Enterprise Architects.

Concerns: executive-level summary information in a consistent form.

Definition: provides executive-level summary information in a consistent form that allows quick reference and comparison between architectural descriptions. Includes assumptions, constraints, and limitations that may affect high-level decisions relating to an architecture-based work programme.

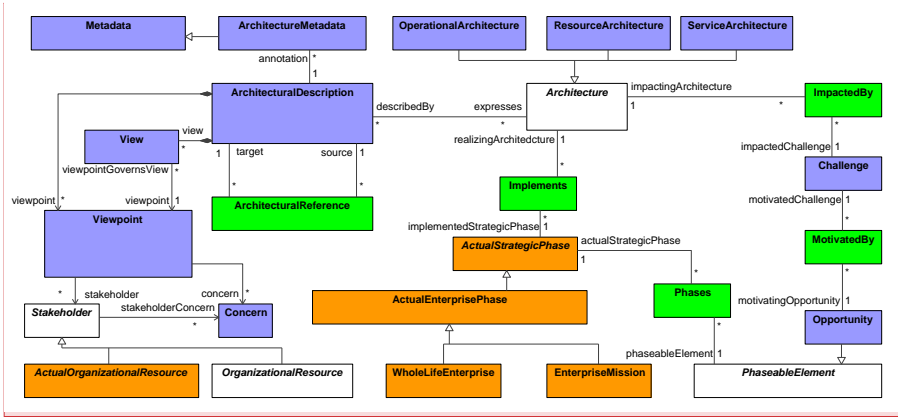
View Specifications::Summary & Overview::Summary & Overview

Stakeholders: Decision makers, Solution Providers, Systems Engineers, Software Architects, Business Architects.

Concerns: quick overview of an architecture description and summary of analysis. In the initial phases of architecture development, it serves as a planning guide. Upon completion of an architecture, it provides a summary of findings, and any conducted analysis.

Definition: provides executive-level summary information in a consistent form that allows quick reference and comparison among architectures. The Summary and Overview includes assumptions, constraints, and limitations that may affect high-level decision processes involving the architecture.

Recommended Implementation: text, free form diagram, table format.



Commented [KG60]: UAF12-54
 UAF12-50
 UAF12-49
 UAF12-33
 UAF12-15
 UAF12-48

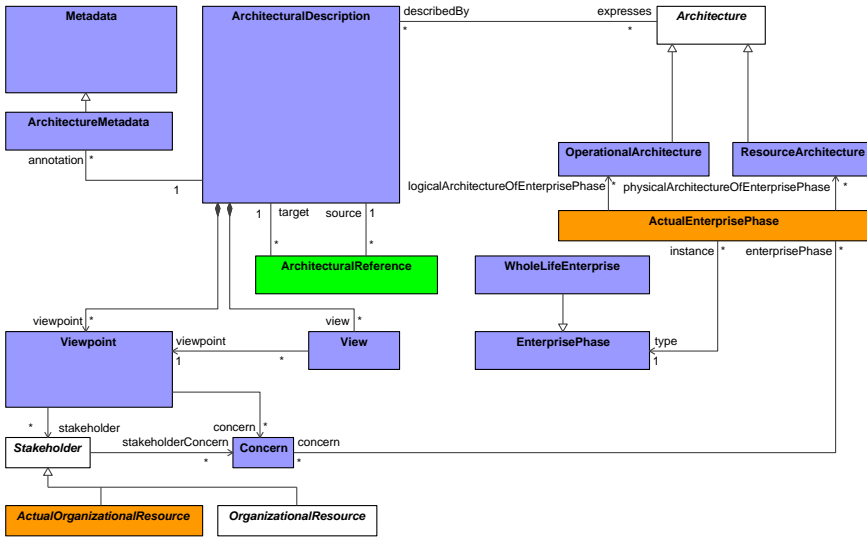


Figure 8:72 - Summary & Overview Elements

- [ActualEnterprisePhase](#)
- [ActualOrganizationalResource](#)
- [ActualStrategicPhase](#)
- [ArchitecturalDescription](#)
- [ArchitecturalReference](#)
- [Architecture](#)
- [ArchitectureMetadata](#)
- [Challenge](#)
- [Concern](#)

- EnterpriseMission
- ImpactedBy
- Implements
- Metadata
- MotivatedBy
- OperationalArchitecture
- Opportunity
- OrganizationalResource
- PhaseableElement
- Phases
- ResourceArchitecture
- ServiceArchitecture
- Stakeholder
- View
- Viewpoint
- WholeLifeEnterprise
- ActualEnterprisePhase
- ActualOrganizationalResource
- ArchitecturalDescription
- ArchitecturalReference
- Architecture
- ArchitectureMetadata
- Concern
- EnterprisePhase
- Metadata
- OperationalArchitecture
- OrganizationalResource
- ResourceArchitecture
- Stakeholder
- View
- Viewpoint
- WholeLifeEnterprise

Formatted: OMG Normal Paragraph, No bullets or numbering

Commented [KG61]: [UAF12-54](#)
[UAF12-50](#)
[UAF12-49](#)
[UAF12-33](#)
[UAF12-15](#)

8.4.88.1.3 View Specifications::Strategic

Stakeholders: Capability Portfolio Managers.

Concerns: capability management process.

Definition: describe capability taxonomy, composition, dependencies and evolution.

View Specifications::Strategic::Motivation

Contains the diagrams that document the Strategic Motivation View Specification.

View Specifications::Strategic::Motivation::Strategic Motivation

Stakeholders: Enterprise Architects, Portfolio Managers, Enterprise Systems Engineers, Program Managers.

Concerns: architecture drivers, challenges, opportunities, capabilities that address opportunities, phases and architectures that address challenges.

Definition: identifies and defines the drivers, challenges, and opportunities that are applicable to the architecture. defines the desired outcomes, goals and objectives that are motivated by the drivers, and the opportunities that enable the goals and objectives.

Recommended Implementation: SysML Block Definition Diagram, SysML Package Diagram, tabular format.



Figure 8:12 - Strategic Motivation

Elements

- ActualEnduringTask
- ActualOutcome
- ActualStrategicPhase
- Architecture
- Capability
- Challenge
- Driver
- EnterpriseGoal
- EnterpriseObjective
- ImpactedBy
- MotivatedBy
- OperationalActivity
- Opportunity

Commented [KG62]: [UAF12-50](#)

View Specifications::Strategic::Taxonomy

Contains the diagrams that document the Strategic Taxonomy [View Specification Viewpoint](#).

Commented [KG63]: [UAF12-41](#)

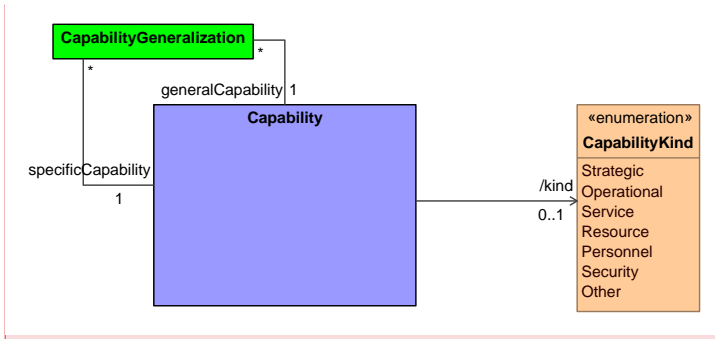
View Specifications::Strategic::Taxonomy::Strategic Taxonomy

Stakeholders: PMs, Enterprise Architects, Executives.

Concerns: capability needs.

Definition: shows the taxonomy of capabilities.

Recommended Implementation: SysML Block Definition Diagram.



Commented [KG64]: [UAF12-17](#)

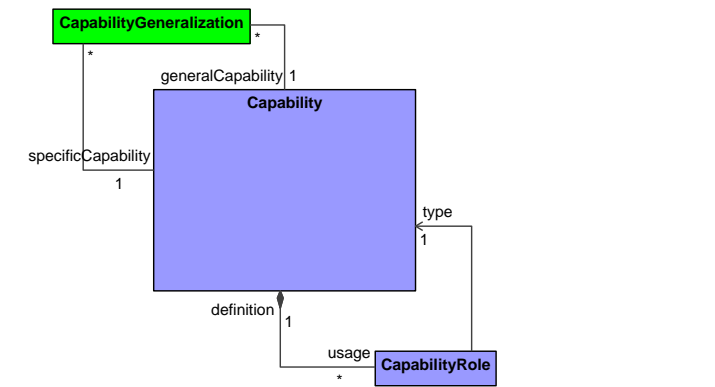


Figure 8:1 - Strategic Taxonomy

Elements

- [Capability](#)
- [CapabilityGeneralization](#)
- [Capability](#)
- [CapabilityGeneralization](#)
- [CapabilityRole](#)

Commented [KG65]: [UAF12-17](#)

View Specifications::Strategic::Structure

[Contains the diagrams that document the Strategic Structure View Specification.](#)

[Contains the diagrams that document the Strategic Structure Viewpoint.](#)

Commented [KG66]: [UAF12-15](#)
[UAF12-41](#)

View Specifications::Strategic::Structure::Strategic Structure

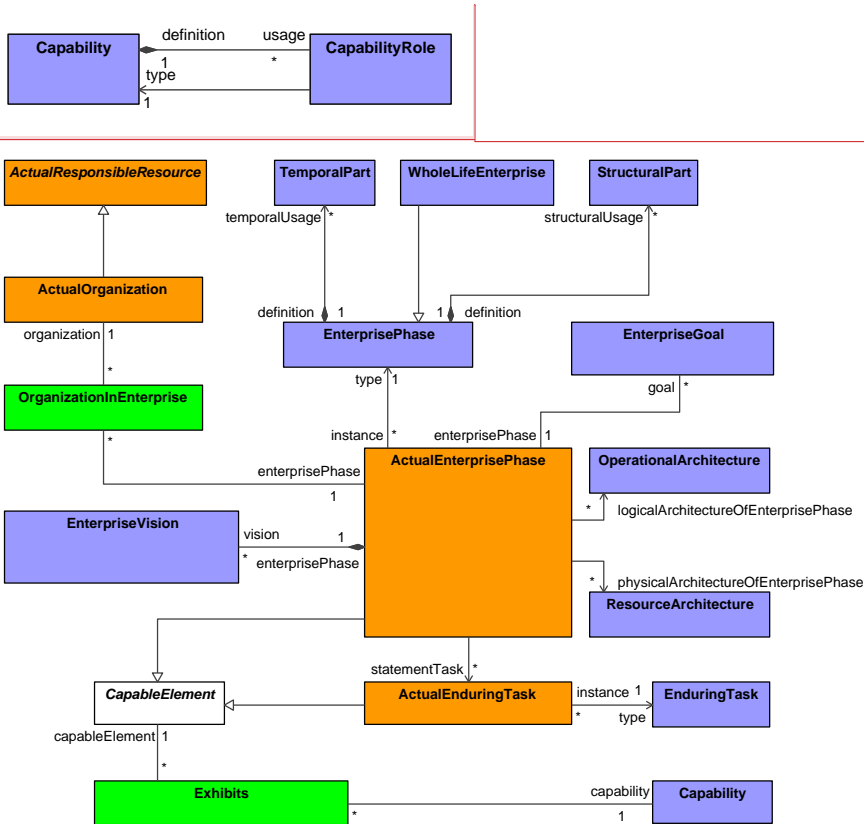
Stakeholders: PMs, Enterprise Architects, Executives.

Concerns: capability needs.

Definition: [shows the relationship between StrategicPhases and the Capabilities that are intended to be developed during the enterprise phases, and the organizations involved in the enterprise.](#)
~~[shows the relationship between EnterprisePhases and the Capabilities that are intended to be developed during the enterprise phases, and the organizations involved in the enterprise.](#)~~

Recommended Implementation: SysML Block Definition Diagram.

Commented [KG67]: [UAF12-15](#)



Commented [KG68]: [UAF12-15](#)

Figure 8:2 - Strategic Structure Elements

- [Capability](#)
- [CapabilityRole](#)
- [ActualEnduringTask](#)
- [ActualEnterprisePhase](#)
- [ActualOrganization](#)
- [ActualResponsibleResource](#)
- [Capability](#)
- [CapableElement](#)
- [EnduringTask](#)
- [EnterpriseGoal](#)
- [EnterprisePhase](#)
- [EnterpriseVision](#)
- [Exhibits](#)
- [OperationalArchitecture](#)
- [OrganizationInEnterprise](#)

Commented [KG69]: [UAF12-15](#)

- [ResourceArchitecture](#)
- [StructuralPart](#)
- [TemporalPart](#)
- [WholeLifeEnterprise](#)

View Specifications::Strategic::Connectivity

Contains the diagrams that document the Strategic Connectivity [View Specification Viewpoint](#).

Commented [KG70]: [UAF12-41](#)

View Specifications::Strategic::Connectivity::Strategic Connectivity

Stakeholders: PMs, Executives, Enterprise Architects.

Concerns: capability dependencies.

Definition: describes the dependencies between planned capabilities.

Recommended Implementation: SysML Block Definition Diagram. SysML Internal Block Diagram.

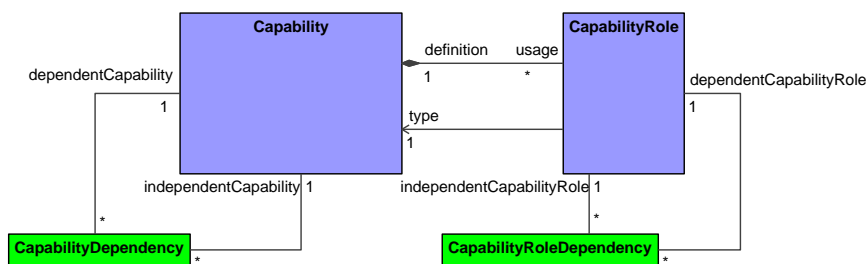


Figure 8:3 - Strategic Connectivity

Elements

- [Capability](#)
- [CapabilityDependency](#)
- [CapabilityRole](#)
- [CapabilityRoleDependency](#)

View Specifications::Strategic::Processes

Contains the diagrams that document the Strategic Processes View Specification.

Commented [KG71]: [UAF12-52](#)
[UAF12-117](#)

View Specifications::Strategic::Processes::Strategic Processes

Stakeholders: [Program/Project Managers](#), [Portfolio Managers](#), [Enterprise Architects](#), [Executives](#).

Concerns: [capability phasing](#).

Definition: [shows the relationship between strategic phases and the Capabilities that are intended to be developed during the strategic phases, and the actual organizations involved.](#)

Recommended Implementation: [SysML Block Definition Diagram](#).

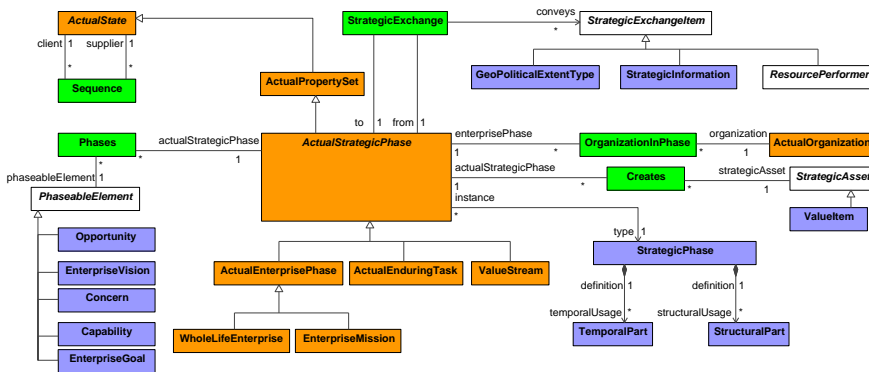


Figure 8:16 - Strategic Processes

Elements

- [ActualEnduringTask](#)
- [ActualEnterprisePhase](#)
- [ActualOrganization](#)
- [ActualPropertySet](#)
- [ActualState](#)
- [ActualStrategicPhase](#)
- [Capability](#)
- [Concern](#)
- [Creates](#)
- [EnterpriseGoal](#)
- [EnterpriseMission](#)
- [EnterpriseVision](#)
- [GeoPoliticalExtentType](#)
- [Opportunity](#)
- [OrganizationInPhase](#)
- [PhaseableElement](#)
- [Phases](#)
- [ResourcePerformer](#)
- [Sequence](#)
- [StrategicAsset](#)
- [StrategicExchange](#)
- [StrategicExchangeItem](#)
- [StrategicInformation](#)
- [StrategicPhase](#)
- [StructuralPart](#)
- [TemporalPart](#)
- [ValueItem](#)
- [ValueStream](#)
- [WholeLifeEnterprise](#)

View Specifications::Strategic::States

Contains the diagrams that document the Strategic States [Viewpoint](#)
 Unified Architecture Framework (UAF) Domain Metamodel Version 1.24

Commented [KG72]: [UAF12-41](#)

View Specifications::Strategic::States::Strategic States

Stakeholders: PMs, Enterprise Architects.

Concerns: effects that the implementation(s) of capabilities are expected to deliver.

Definition: captures the relationships between capability(ies) and desired effect(s) that implementation(s) of capability(ies) should achieve.

Recommended Implementation: SysML Block Definition Diagram.

Commented [KG73]: UAF12-48
UAF12-11

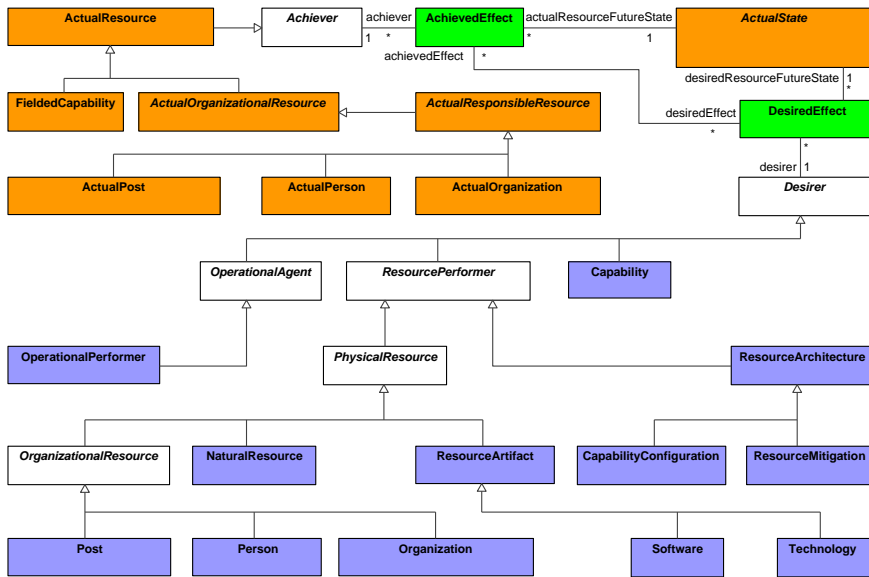
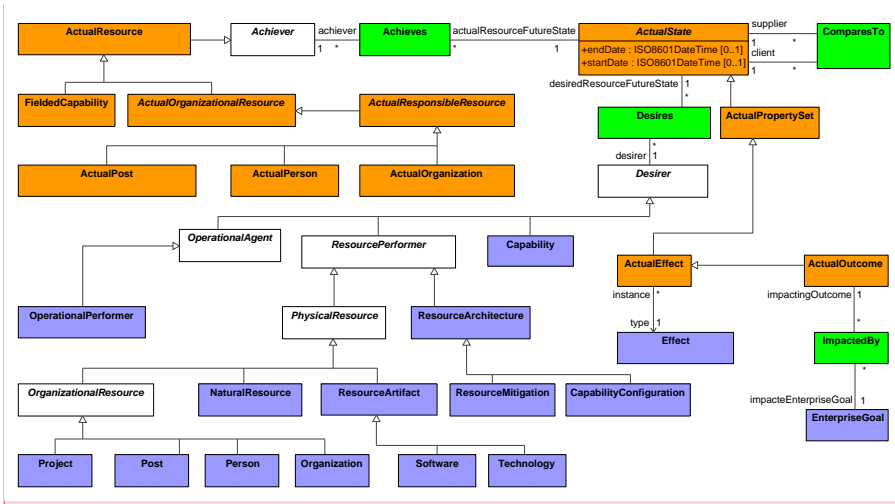


Figure 8:4 - Strategic States

Elements

- [Achiever](#)
- [Achieves](#)
- [ActualEffect](#)
- [ActualOrganization](#)

- ActualOrganizationalResource
- ActualOutcome
- ActualPerson
- ActualPost
- ActualPropertySet
- ActualResource
- ActualResponsibleResource
- ActualState
- Capability
- CapabilityConfiguration
- ComparesTo
- Desirer
- Desires
- Effect
- EnterpriseGoal
- FieldedCapability
- ImpactedBy
- NaturalResource
- OperationalAgent
- OperationalPerformer
- Organization
- OrganizationalResource
- Person
- PhysicalResource
- Post
- Project
- ResourceArchitecture
- ResourceArtifact
- ResourceMitigation
- ResourcePerformer
- Software
- Technology
- AchievedEffect
- Achiever
- ActualOrganization
- ActualOrganizationalResource
- ActualPerson
- ActualPost
- ActualResource
- ActualResponsibleResource
- ActualState
- Capability
- CapabilityConfiguration
- DesiredEffect
- Desirer
- FieldedCapability
- NaturalResource
- OperationalAgent
- OperationalPerformer
- Organization
- OrganizationalResource
- Person
- PhysicalResource

- [Post](#)
- [ResourceArchitecture](#)
- [ResourceArtifact](#)
- [ResourceMitigation](#)
- [ResourcePerformer](#)
- [Software](#)
- [Technology](#)

Commented [KG74]: [UAF12-48](#)

View Specifications::Strategic::Information

Contains the diagrams that document the Strategic Information View Specification.

Commented [KG75]: [UAF12-52](#)

View Specifications::Strategic::Information::Strategic Information

Stakeholders: Enterprise Architects, Portfolio Managers, Enterprise Systems Engineers, Business Managers.

Concerns: information that can be considered to be an enterprise strategic asset that can influence achievement of enterprise goals.

Definition: identifies and defines strategic information elements and their relationships that are applicable to the architecture.

Recommended Implementation: SysML Block Definition Diagram, tabular format.

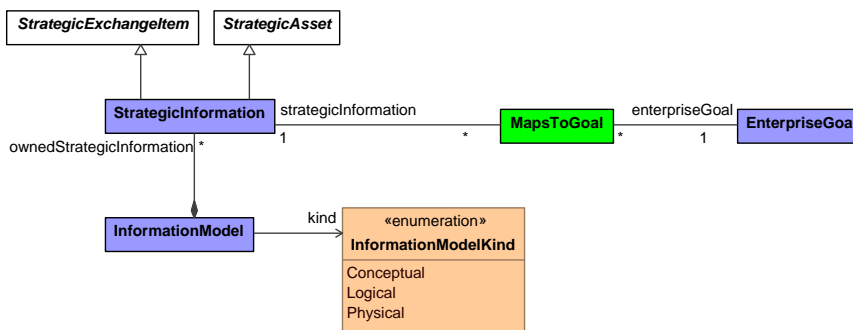


Figure 8:18 - Strategic Information

Elements

- [EnterpriseGoal](#)
- [InformationModel](#)
- [MapsToGoal](#)
- [StrategicAsset](#)
- [StrategicExchangeItem](#)
- [StrategicInformation](#)

View Specifications::Strategic::Constraints

Contains the diagrams that document the Strategic Constraints [View SpecificationViewpoint](#).

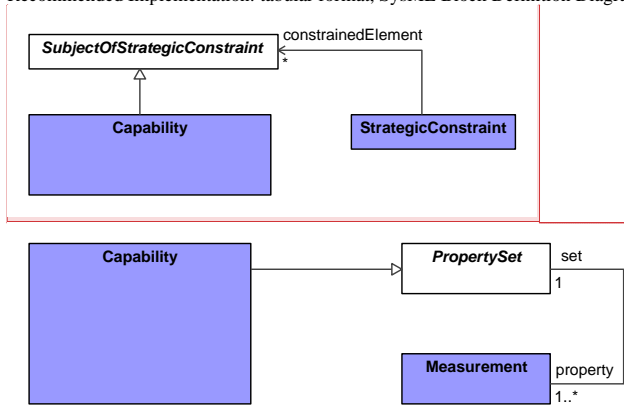
Commented [KG76]: [UAF12-41](#)

View Specifications::Strategic::Constraints::Strategic Constraints

Stakeholders: PMs, Enterprise Architects.

Concerns: capability constraints.

Definition: details the measurements that set performance requirements constraining capabilities.
 Recommended Implementation: tabular format, SysML Block Definition Diagram.



Commented [KG77]: [UAF12-118](#)

Figure 8:5 - Strategic Constraints
 Elements

- [Capability](#)
- [StrategicConstraint](#)
- [SubjectOfStrategicConstraint](#)
- [Capability](#)
- [Measurement](#)
- [PropertySet](#)

View Specifications::Strategic::Roadmap

Contains the diagrams that document the Strategic Roadmap [View SpecificationViewpoint](#).

Commented [KG78]: [UAF12-41](#)

View Specifications::Strategic::Roadmap::Deployment

View Specifications::Strategic::Roadmap::Deployment::Strategic Roadmap: Deployment

Stakeholders: PMs, Executives, Enterprise Architects.
 Concerns: capability deployment to organizations over time.
 Definition: addresses the deployment of capability(ies) to actual organizations over time.
 Recommended Implementation: timeline, tabular format, SysML Block Definition Diagram.

Commented [KG79]: UAF12-15

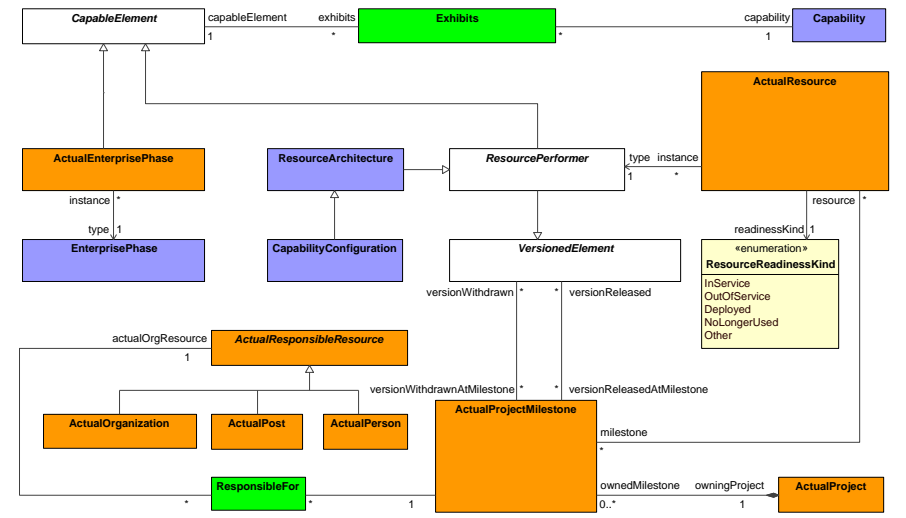
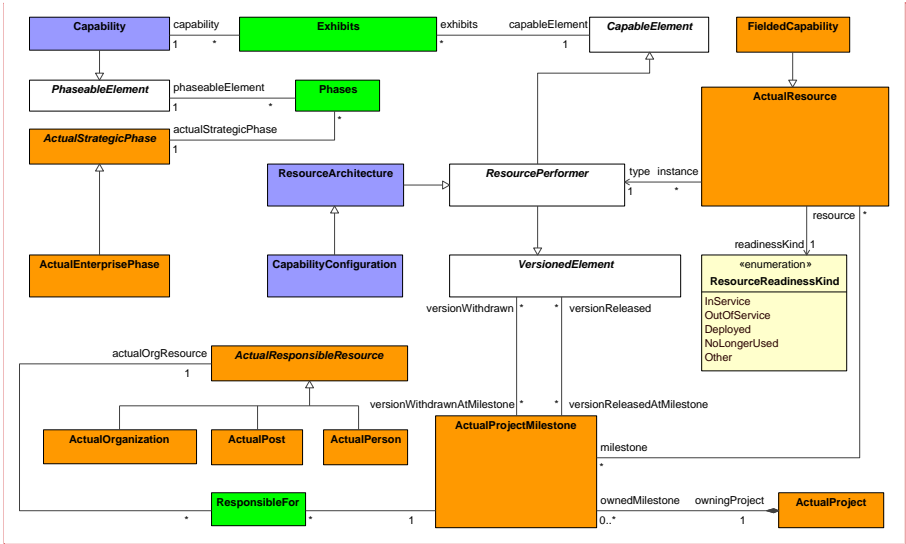


Figure 8:6 - Strategic Roadmap: Deployment Elements

- [ActualEnterprisePhase](#)
- [ActualOrganization](#)
- [ActualPerson](#)
- [ActualPost](#)
- [ActualProject](#)

- [ActualProjectMilestone](#)
- [ActualResource](#)
- [ActualResponsibleResource](#)
- [ActualStrategicPhase](#)
- [Capability](#)
- [CapabilityConfiguration](#)
- [CapableElement](#)
- [Exhibits](#)
- [FieldedCapability](#)
- [PhaseableElement](#)
- [Phases](#)
- [ResourceArchitecture](#)
- [ResourcePerformer](#)
- [ResponsibleFor](#)
- [VersionedElement](#)
- ~~[ActualEnterprisePhase](#)~~
- ~~[ActualOrganization](#)~~
- ~~[ActualPerson](#)~~
- ~~[ActualPost](#)~~
- ~~[ActualProject](#)~~
- ~~[ActualProjectMilestone](#)~~
- ~~[ActualResource](#)~~
- ~~[ActualResponsibleResource](#)~~
- ~~[Capability](#)~~
- ~~[CapabilityConfiguration](#)~~
- ~~[CapableElement](#)~~
- ~~[EnterprisePhase](#)~~
- ~~[Exhibits](#)~~
- ~~[ResourceArchitecture](#)~~
- ~~[ResourcePerformer](#)~~
- ~~[ResponsibleFor](#)~~
- ~~[VersionedElement](#)~~

View Specifications::Strategic::Roadmap::Phasing

View Specifications::Strategic::Roadmap::Phasing::Strategic Roadmap: Phasing

Stakeholders: PMs, Executives, Enterprise Architects.

Concerns: capability(ies) achievement over time.

Definition: the planned achievement of capability(ies) at different points in time or during specific periods of time.

Recommended Implementation: timeline, tabular format, SysML Block Definition Diagram.

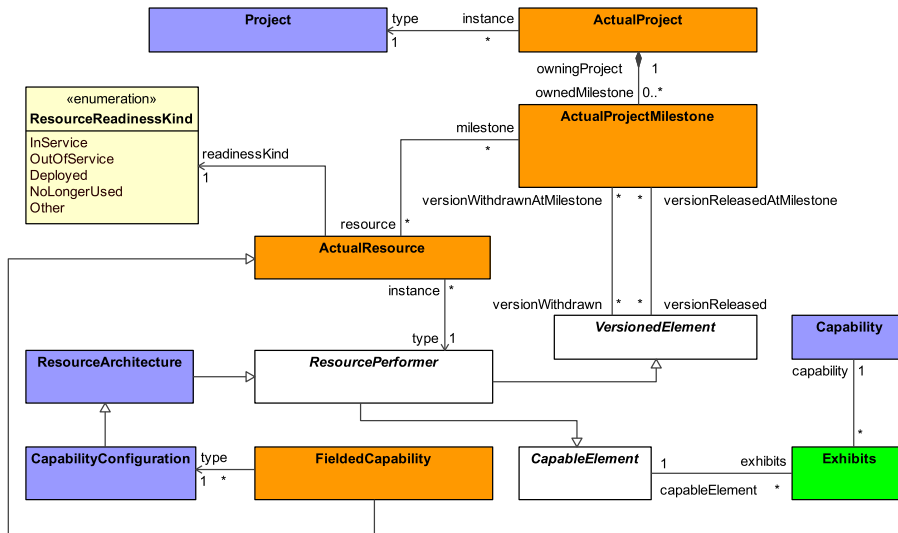


Figure 8:7 - Strategic Roadmap: Phasing
Elements

- [ActualProject](#)
- [ActualProjectMilestone](#)
- [ActualResource](#)
- [Capability](#)
- [CapabilityConfiguration](#)
- [CapableElement](#)
- [Exhibits](#)
- [FieldedCapability](#)
- [Project](#)
- [ResourceArchitecture](#)
- [ResourcePerformer](#)
- [VersionedElement](#)

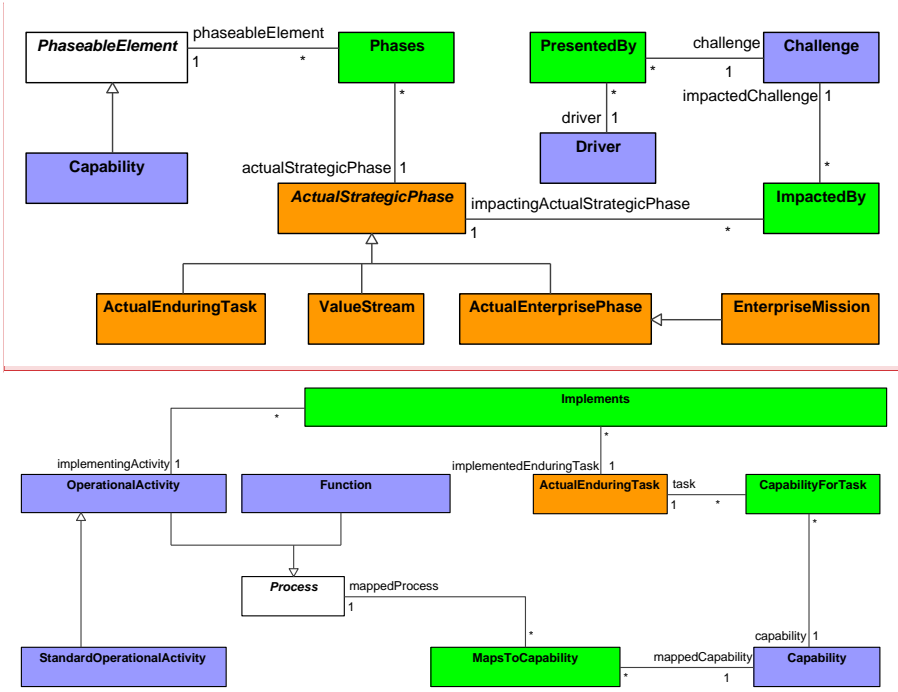
View Specifications::Strategic::Traceability

Contains the diagrams that document the Strategic Traceability [View Specification Viewpoint](#).

Commented [KG80]: [UAF12-41](#)

View Specifications::Strategic::Traceability::Strategic Traceability

Stakeholders: PMs, Enterprise Architects, Business Architects.
 Concerns: traceability between capabilities and operational activities.
 Definition: describes the mapping between the capabilities required by an Enterprise and the supporting operational activities.
 Recommended Implementation: matrix format, SysML Block Definition Diagram.



Commented [KG81]: [UAF12-50](#)
[UAF12-117](#)

Figure 8-8 - Strategic Traceability Elements

- [ActualEnduringTask](#)
- [ActualEnterprisePhase](#)
- [ActualStrategicPhase](#)
- [Capability](#)
- [Challenge](#)
- [Driver](#)
- [EnterpriseMission](#)
- [ImpactedBy](#)
- [PhaseableElement](#)
- [Phases](#)
- [PresentedBy](#)
- [ValueStream](#)
- [ActualEnduringTask](#)
- [Capability](#)
- [CapabilityForTask](#)
- [Function](#)
- [Implements](#)
- [MapsToCapability](#)
- [OperationalActivity](#)
- [Process](#)
- [StandardOperationalActivity](#)

8.4.188.1.4 View Specifications::Operational

Stakeholders: Business Architects, Executives.

Concerns: illustrate the Logical Architecture of the enterprise.

Definition: describe the requirements, operational behavior, structure, and exchanges required to support (exhibit) capabilities. Defines all operational elements in an implementation/solution independent manner.

View Specifications::Operational::Taxonomy

Contains the diagrams that document the Operational Taxonomy [View Specification Viewpoint](#).

Commented [KG82]: [UAF12-41](#)

View Specifications::Operational::Taxonomy::Operational Taxonomy

Stakeholders: Business Architects, Systems Engineers, Enterprise Architects, Owners responsible for Operational Agents.

Concerns: OperationalAgent types.

Definition: shows the taxonomy of types of OperationalAgents.

Recommended Implementation: SysML Block Definition Diagram, [SysML Internal Block Diagram](#).

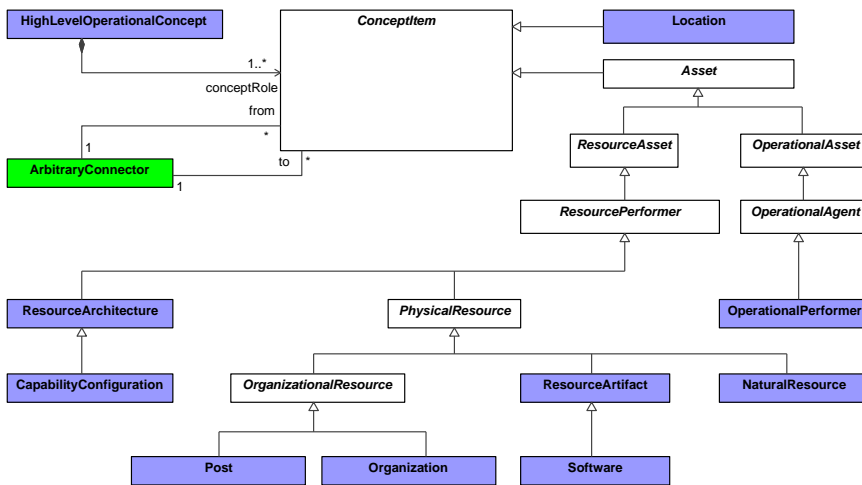


Figure 8:9 - Operational Taxonomy

Elements

- [ArbitraryConnector](#)
- [Asset](#)
- [CapabilityConfiguration](#)
- [ConceptItem](#)
- [HighLevelOperationalConcept](#)
- [Location](#)
- [NaturalResource](#)
- [OperationalAgent](#)
- [OperationalAsset](#)
- [OperationalPerformer](#)
- [Organization](#)
- [OrganizationalResource](#)
- [PhysicalResource](#)

- [Post](#)
- [ResourceArchitecture](#)
- [ResourceArtifact](#)
- [ResourceAsset](#)
- [ResourcePerformer](#)
- [Software](#)

View Specifications::Operational::Structure

Contains the diagrams that document the Operational Structure [View Specification](#)~~[Viewpoint](#)~~.

Commented [KG83]: [UAF12-41](#)

View Specifications::Operational::Structure::Operational Structure

Stakeholders: Business Architects, Systems Engineers, Enterprise Architects, Owners responsible for Operational Agents.

Concerns: identifies the operational exchange requirements between nodes.

Definition: defines operational architecture and exchange requirements necessary to support a specific set of Capability(ies).

Recommended Implementation: SysML Block Definition Diagram, SysML Internal Block Diagram.

- [ActualEnvironment](#)
- [ActualLocation](#)
- [Asset](#)
- [Capability](#)
- [CapableElement](#)
- [Exhibits](#)
- [IsCapableToPerform](#)
- [KnownResource](#)
- [LocationHolder](#)
- [OperationalActivity](#)
- [OperationalAgent](#)
- [OperationalArchitecture](#)
- [OperationalAsset](#)
- [OperationalPerformer](#)
- [OperationalRole](#)
- [ProblemDomain](#)

View Specifications::Operational::Connectivity

Contains the diagrams that document the Operational Connectivity [View Specification Viewpoint](#).

Commented [KG85]: [UAF12-41](#)

View Specifications::Operational::Connectivity::Operational Connectivity

Stakeholders: Systems Engineers, Architects, Solution Providers.

Concerns: capture the interfaces between OperationalPerformers.

Definition: summarizes logical exchanges between OperationalPerformers of information, systems, personnel, energy etc. and the logical activities that produce and consume them. Measurements can optionally be included.

Recommended Implementation: SysML Internal Block Diagram, tabular [format](#).

Commented [KG86]: [UAF12-33](#)

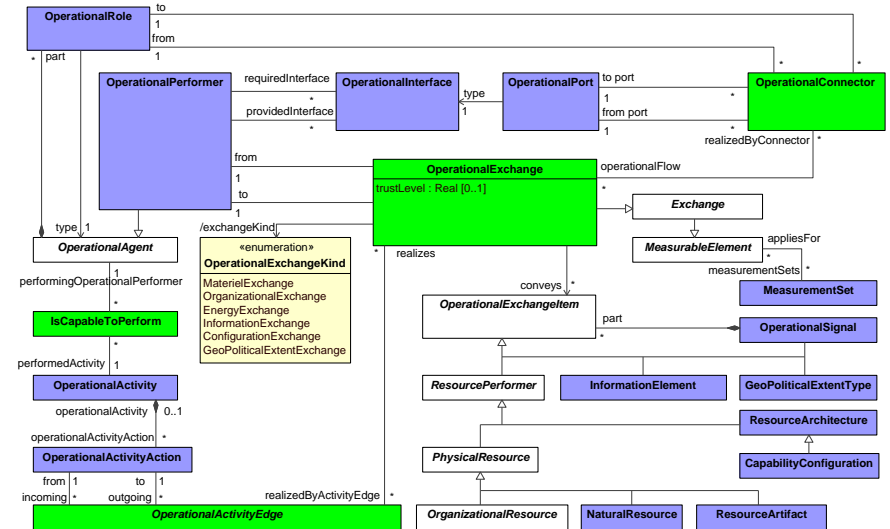
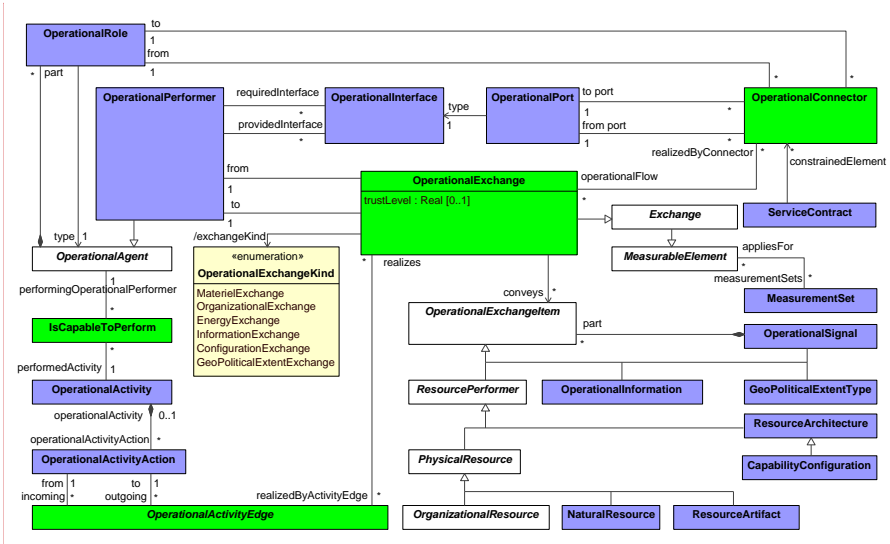


Figure 8-11 - Operational Connectivity Elements

- [CapabilityConfiguration](#)
- [Exchange](#)
- [GeoPoliticalExtentType](#)
- [IsCapableToPerform](#)

- [MeasurableElement](#)
- [MeasurementSet](#)
- [NaturalResource](#)
- [OperationalActivity](#)
- [OperationalActivityAction](#)
- [OperationalActivityEdge](#)
- [OperationalAgent](#)
- [OperationalConnector](#)
- [OperationalExchange](#)
- [OperationalExchangeItem](#)
- [OperationalInformation](#)
- [OperationalInterface](#)
- [OperationalPerformer](#)
- [OperationalPort](#)
- [OperationalRole](#)
- [OperationalSignal](#)
- [OrganizationalResource](#)
- [PhysicalResource](#)
- [ResourceArchitecture](#)
- [ResourceArtifact](#)
- [ResourcePerformer](#)
- [ServiceContract](#)
- [CapabilityConfiguration](#)
- [Exchange](#)
- [GeoPoliticalExtentType](#)
- [InformationElement](#)
- [IsCapableToPerform](#)
- [MeasurableElement](#)
- [MeasurementSet](#)
- [NaturalResource](#)
- [OperationalActivity](#)
- [OperationalActivityAction](#)
- [OperationalActivityEdge](#)
- [OperationalAgent](#)
- [OperationalConnector](#)
- [OperationalExchange](#)
- [OperationalExchangeItem](#)
- [OperationalInterface](#)
- [OperationalPerformer](#)
- [OperationalPort](#)
- [OperationalRole](#)
- [OperationalSignal](#)
- [OrganizationalResource](#)
- [PhysicalResource](#)
- [ResourceArchitecture](#)
- [ResourceArtifact](#)
- [ResourcePerformer](#)

View Specifications::Operational::Processes

Contains the diagrams that document the Operational Processes [View Specification Viewpoint](#)

Commented [KG88]: [UAF12-41](#)

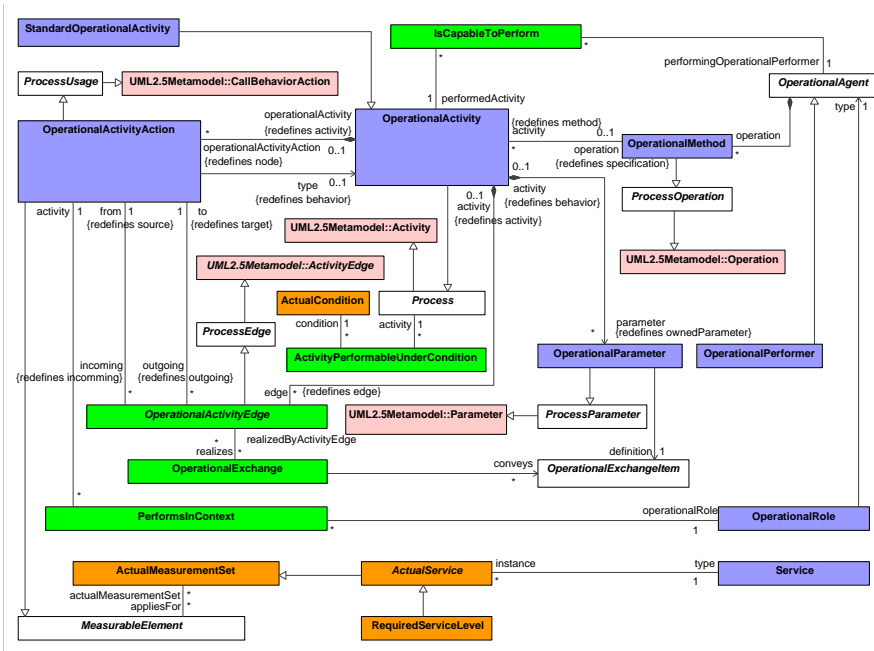
View Specifications::Operational::Processes::Operational Processes

Stakeholders: Business Architect, Systems Engineers, Enterprise Architects

Concerns: captures activity based behavior and flows.

Definition: describes the activities that are normally conducted in the course of achieving business goals that support a capability. It describes operational activities, their Inputs/Outputs, operational activity actions and flows between them.

Recommended Implementation: SysML Activity Diagram, SysML Block Definition Diagram.



Commented [KG89]: UAF12-33
UAF12-15

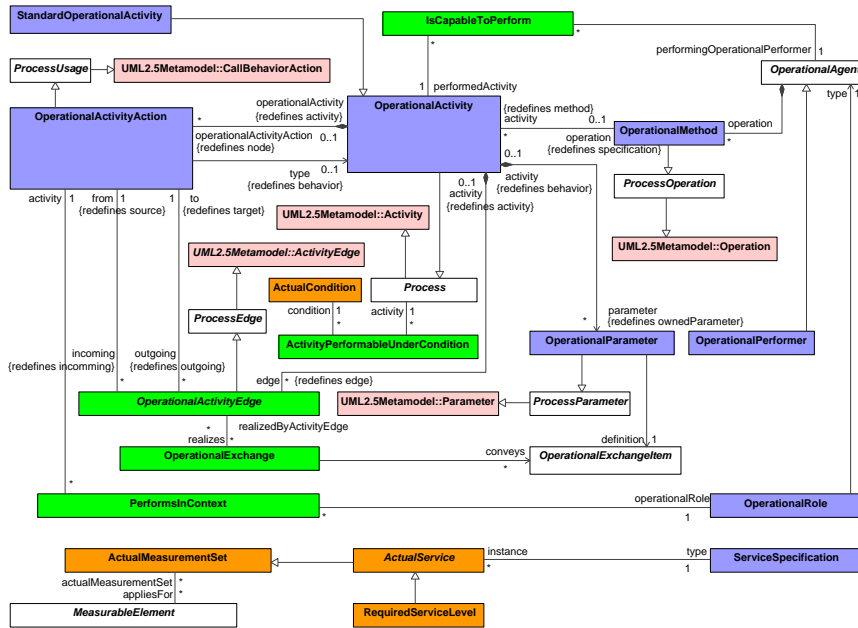


Figure 8:12 - Operational Processes

Elements

- [ActivityPerformableUnderCondition](#)
- [ActualCondition](#)
- [ActualMeasurementSet](#)
- [ActualService](#)
- [IsCapableToPerform](#)
- [MeasurableElement](#)
- [OperationalActivity](#)
- [OperationalActivityAction](#)
- [OperationalActivityEdge](#)
- [OperationalAgent](#)
- [OperationalExchange](#)
- [OperationalExchangeItem](#)
- [OperationalMethod](#)
- [OperationalParameter](#)
- [OperationalPerformer](#)
- [OperationalRole](#)
- [PerformsInContext](#)
- [Process](#)
- [ProcessEdge](#)
- [ProcessOperation](#)
- [ProcessParameter](#)
- [ProcessUsage](#)
- [RequiredServiceLevel](#)

- [ServiceSpecification](#)
- [StandardOperationalActivity](#)
- UML2.5Metamodel::Activity
- UML2.5Metamodel::ActivityEdge
- UML2.5Metamodel::CallBehaviorAction
- UML2.5Metamodel::Operation
- UML2.5Metamodel::Parameter

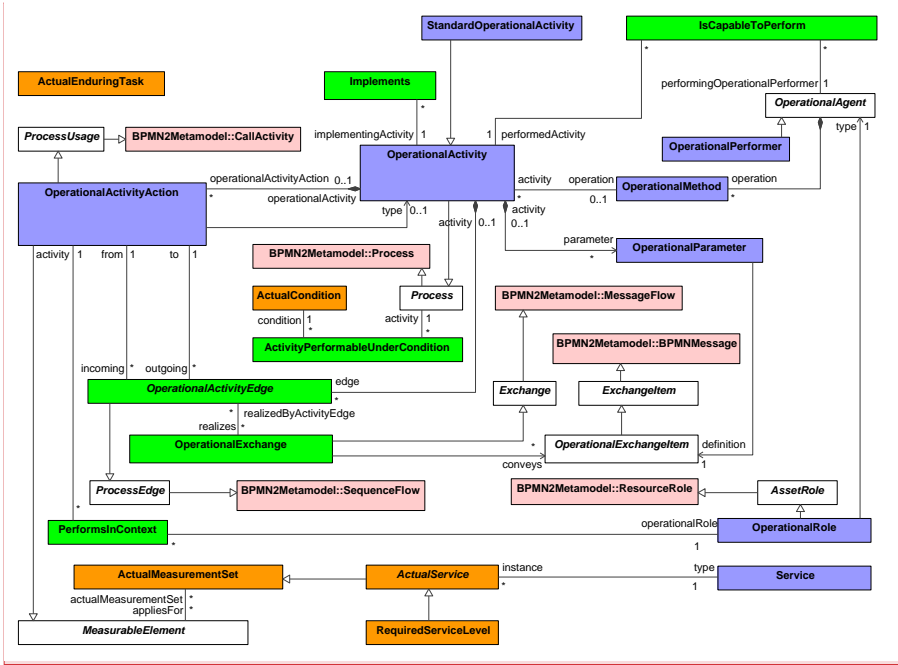
View Specifications::Operational::Processes::Operational Processes BPMN Semantics

Stakeholders: Business Architect, Enterprise Architects.

Concerns: captures activity based behavior and flows using BPMN notation.

Definition: describes the BPMN processes that are normally conducted in the course of achieving business goals that support a capability. It describes operational activities, their Inputs/Outputs, operational activity actions and flows between them using BPMN notation.

Recommended Implementation: BPMN Process Diagram.



Commented [KG90]: [UAF12-15](#)

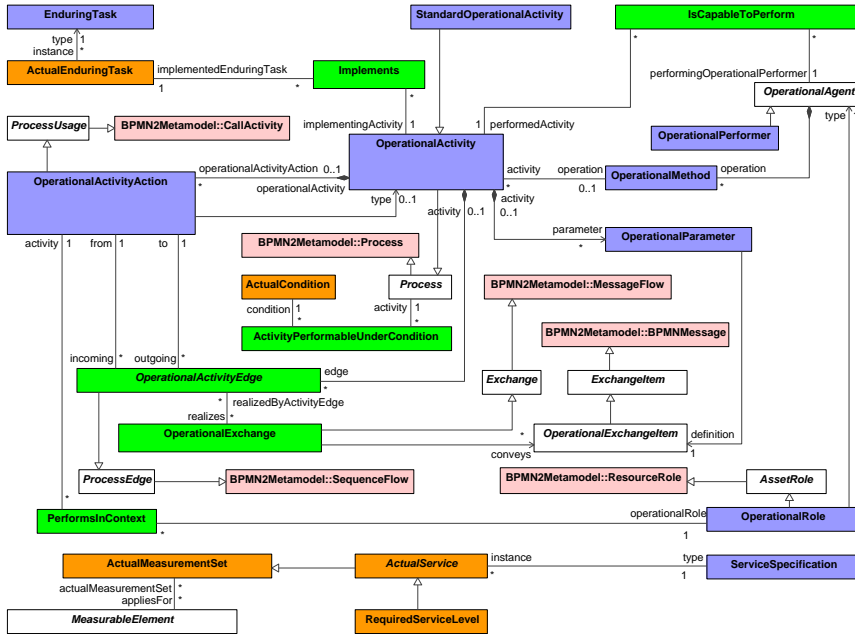


Figure 8:13 - Operational Processes BPMN Semantics Elements

- [ActivityPerformableUnderCondition](#)
- [ActualCondition](#)
- [ActualEnduringTask](#)
- [ActualMeasurementSet](#)
- [ActualService](#)
- [AssetRole](#)
- [BPMN2Metamodel::BPMNMessage](#)
- [BPMN2Metamodel::CallActivity](#)
- [BPMN2Metamodel::MessageFlow](#)
- [BPMN2Metamodel::Process](#)
- [BPMN2Metamodel::ResourceRole](#)
- [BPMN2Metamodel::SequenceFlow](#)
- [Exchange](#)
- [ExchangeItem](#)
- [Implements](#)
- [IsCapableToPerform](#)
- [MeasurableElement](#)
- [OperationalActivity](#)
- [OperationalActivityAction](#)
- [OperationalActivityEdge](#)
- [OperationalAgent](#)
- [OperationalExchange](#)
- [OperationalExchangeItem](#)

- [OperationalMethod](#)
- [OperationalParameter](#)
- [OperationalPerformer](#)
- [OperationalRole](#)
- [PerformsInContext](#)
- [Process](#)
- [ProcessEdge](#)
- [ProcessUsage](#)
- [RequiredServiceLevel](#)
- [Service](#)
- [StandardOperationalActivity](#)
- [ActivityPerformableUnderCondition](#)
- [ActualCondition](#)
- [ActualEnduringTask](#)
- [ActualMeasurementSet](#)
- [ActualService](#)
- [AssetRole](#)
- [BPMN2Metamodel::BPMNMessage](#)
- [BPMN2Metamodel::CallActivity](#)
- [BPMN2Metamodel::MessageFlow](#)
- [BPMN2Metamodel::Process](#)
- [BPMN2Metamodel::ResourceRole](#)
- [BPMN2Metamodel::SequenceFlow](#)
- [EnduringTask](#)
- [Exchange](#)
- [ExchangeItem](#)
- [Implements](#)
- [IsCapableToPerform](#)
- [MeasurableElement](#)
- [OperationalActivity](#)
- [OperationalActivityAction](#)
- [OperationalActivityEdge](#)
- [OperationalAgent](#)

[OperationalExchange](#)

- [OperationalExchangeItem](#)
- [OperationalMethod](#)
- [OperationalParameter](#)
- [OperationalPerformer](#)
- [OperationalRole](#)
- [PerformsInContext](#)
- [Process](#)
- [ProcessEdge](#)
- [ProcessUsage](#)
- [RequiredServiceLevel](#)
- [ServiceSpecification](#)
- [StandardOperationalActivity](#)

View Specifications::Operational::States

Contains the diagrams that document the Operational States [View Specification Viewpoint](#).

View Specifications::Operational::States::Operational States

Stakeholders: Systems Engineers, Software Engineers.

Concerns: capture state-based behavior of an operational OperationalPerformer.

Unified Architecture Framework (UAF) Domain Metamodel Version 1.24

Formatted: No bullets or numbering

Commented [KG91]: [UAF12-41](#)

Definition: it is a graphical representation of states of an operational OperationalPerformer and how that operational OperationalPerformer responds to various events and actions.
 Recommended Implementation: SysML State Machine Diagram.

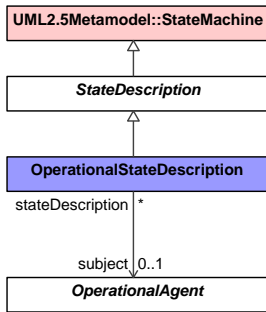


Figure 8:14 - Operational States
 Elements

- [OperationalAgent](#)
- [OperationalStateDescription](#)
- [StateDescription](#)
- UML2.5Metamodel::StateMachine

View Specifications::Operational::Interaction Sequences Scenarios

Contains the diagrams that document the Operational Sequences, Interaction Scenarios, View Specification, Viewpoint.

View Specifications::Operational:: Sequences::Operational Sequences Interaction Scenarios::Operational Interaction Scenarios

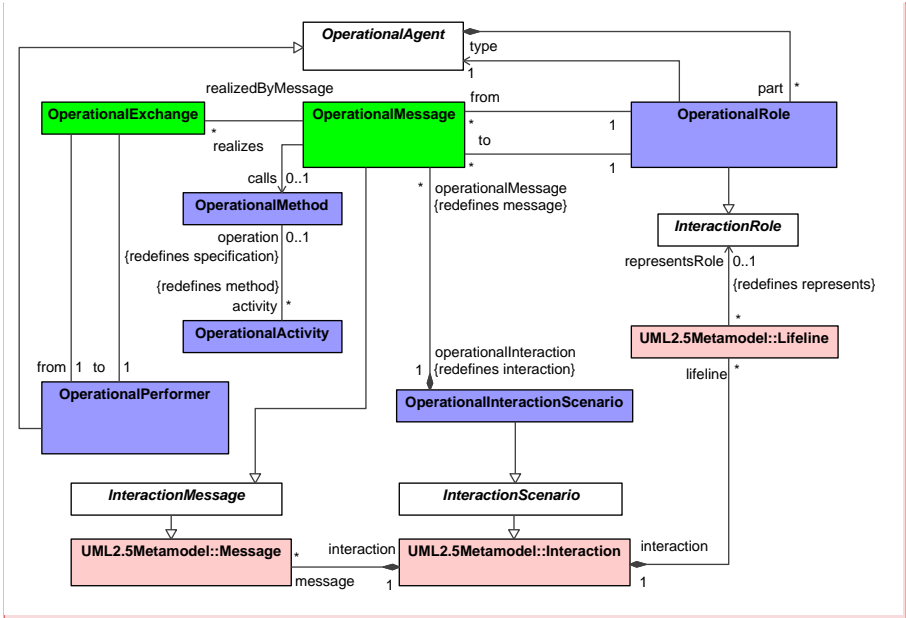
Stakeholders: Systems Engineers, Business Architects.

Concerns: express a time ordered examination of the operational exchanges as a result of a particular operational scenario.

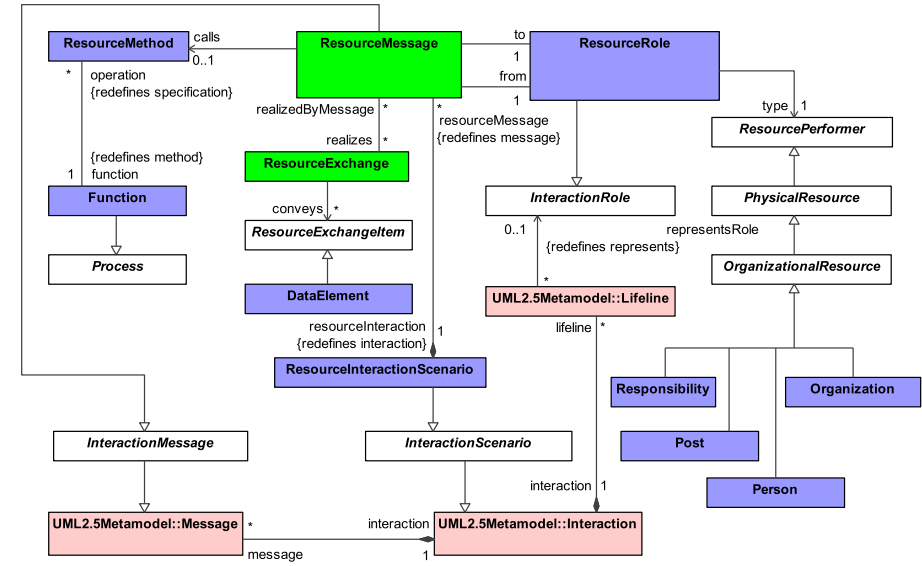
Definition: provides a time-ordered examination of the operational exchanges between participating nodes (OperationalPerformer roles) as a result of a particular operational scenario.

Recommended Implementation: SysML Sequence Diagram, BPMN Collaboration Diagram.

- Commented [KG92]: [UAF12-59](#)
- Commented [KG93]: [UAF12-59](#)
- Commented [KG94]: [UAF12-41](#)
- Commented [KG95]: [UAF12-59](#)



Commented [KG96]: [UAF12-47](#)



Commented [KG97]: [UAF12-59](#)

Figure 8-15 - Operational Sequences/Interaction Scenarios
 Unified Architecture Framework (UAF) Domain Metamodel Version 1.24

Elements

- [InteractionMessage](#)
- [InteractionRole](#)
- [InteractionScenario](#)
- [OperationalActivity](#)
- [OperationalAgent](#)
- [OperationalExchange](#)
- [OperationalInteractionScenario](#)
- [OperationalMessage](#)
- [OperationalMethod](#)
- [OperationalPerformer](#)
- [OperationalRole](#)
- UML2.5Metamodel::Interaction
- UML2.5Metamodel::Lifeline
- UML2.5Metamodel::Message

View Specifications::Operational::Constraints

Contains the diagrams that document the Operational Constraints [View SpecificationViewpoint](#)

Commented [KG98]: [UAF12-41](#)

View Specifications::Operational::Constraints::Operational Constraints

Stakeholders: Systems Engineers, Architects, Program Sponsors

Concerns: define operational limitations, constraints and performance parameters for the enterprise.

Definition: specifies traditional textual operational or business rules that are constraints on the way that business is done in the enterprise. The addition of SysML parametrics provides a computational means of defining operational constraints across the enterprise or within a specific operational context.

Recommended Implementation: tabular format, SysML Block Definition Diagram, SysML Parametric Diagram.

Commented [KG99]: UAF12-52

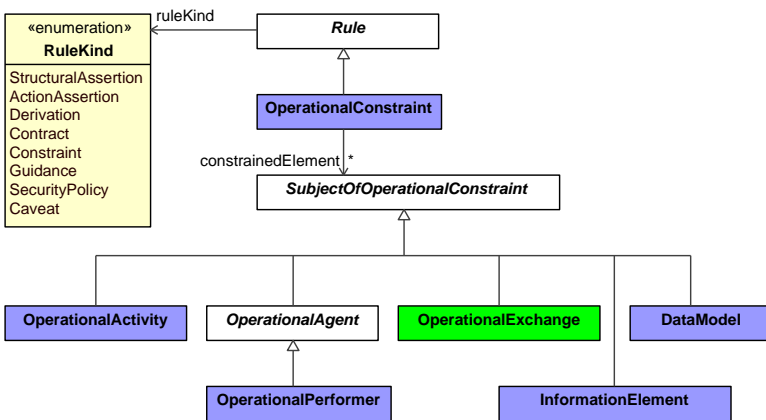
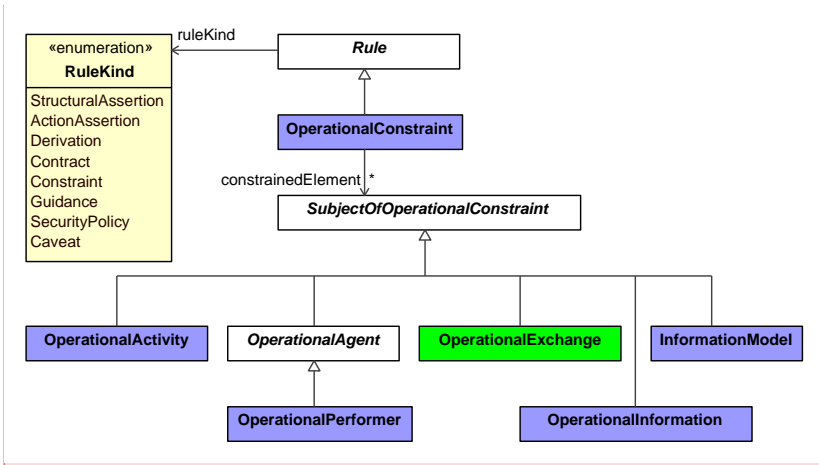


Figure 8:16 - Operational Constraints Elements

- [InformationModel](#)
- [OperationalActivity](#)
- [OperationalAgent](#)
- [OperationalConstraint](#)
- [OperationalExchange](#)
- [OperationalInformation](#)
- [OperationalPerformer](#)
- [Rule](#)
- [SubjectOfOperationalConstraint](#)
- [DataModel](#)
- [InformationElement](#)

- [OperationalActivity](#)
- [OperationalAgent](#)
- [OperationalConstraint](#)
- [OperationalExchange](#)
- [OperationalPerformer](#)
- [Rule](#)
- [SubjectOfOperationalConstraint](#)

View Specifications::Operational::Traceability

Contains the diagrams that document the Operational Traceability [View SpecificationViewpoint](#)

Commented [KG100]: [UAF12-41](#)

View Specifications::Operational::Traceability::Operational Traceability

Stakeholders: PMs, Enterprise Architects, Business Architects.

Concerns: traceability between capabilities and operational activities and capabilities and operational agents.

Definition: describes the mapping between the capabilities required by an Enterprise and the supporting operational activities and operational agents.

Recommended Implementation: matrix format, SysML Block Definition Diagram.

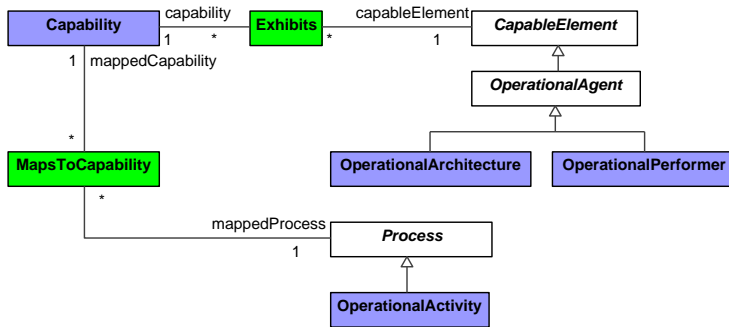


Figure 8:17 - Operational Traceability

Elements

- [Capability](#)
- [CapableElement](#)
- [Exhibits](#)
- [MapsToCapability](#)
- [OperationalActivity](#)
- [OperationalAgent](#)
- [OperationalArchitecture](#)
- [OperationalPerformer](#)
- [Process](#)

8.1.198.1.5 View Specifications::Services

Stakeholders: Enterprise Architects, Solution Providers, Systems Engineers, Software Architects, Business Architects..

Concerns: specifications of services required to exhibit a Capability.

Definition: shows Service Specifications and required and provided service levels of these specifications required to exhibit a Capability or to support an Operational Activity.

View Specifications::Services::Taxonomy

Contains the diagrams that document the Services Taxonomy [View SpecificationViewpoint](#)

Commented [KG101]: [UAF12-41](#)

Unified Architecture Framework (UAF) Domain Metamodel Version 1.24

- [Service](#)
- [ServiceArchitecture](#)
- [ServiceGeneralization](#)
- [ServicePolicy](#)
- [ActualMeasurement](#)
- [ActualMeasurementSet](#)
- [ActualService](#)
- [Measurement](#)
- [PropertySet](#)
- [ProvidedServiceLevel](#)
- [RequiredServiceLevel](#)
- [ServicePolicy](#)
- [ServiceSpecification](#)
- [ServiceSpecificationGeneralization](#)

Commented [KG103]: [UAF12-33](#)

View Specifications::Services::Structure

Contains the diagrams that document the Services Structure [View Specification Viewpoint](#).

Commented [KG104]: [UAF12-41](#)

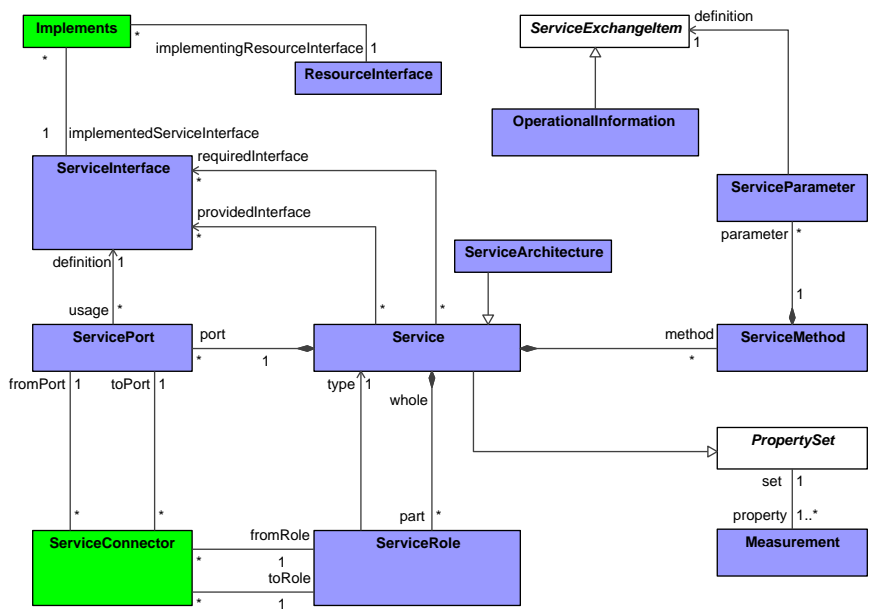
View Specifications::Services::Structure::Services Structure

Stakeholders: Solution Providers, Systems Engineers, Software Architects, Business Architects.

Concerns: combination of services required to exhibit a capability.

Definition: shows the composition of services and how services are combined into a higher level service required to exhibit a capability or support an operational activity.

Recommended Implementation: SysML Block Definition Diagram, SysML Internal Block Diagram.



Commented [KG105]: [UAF12-33](#)
[UAF12-31](#)

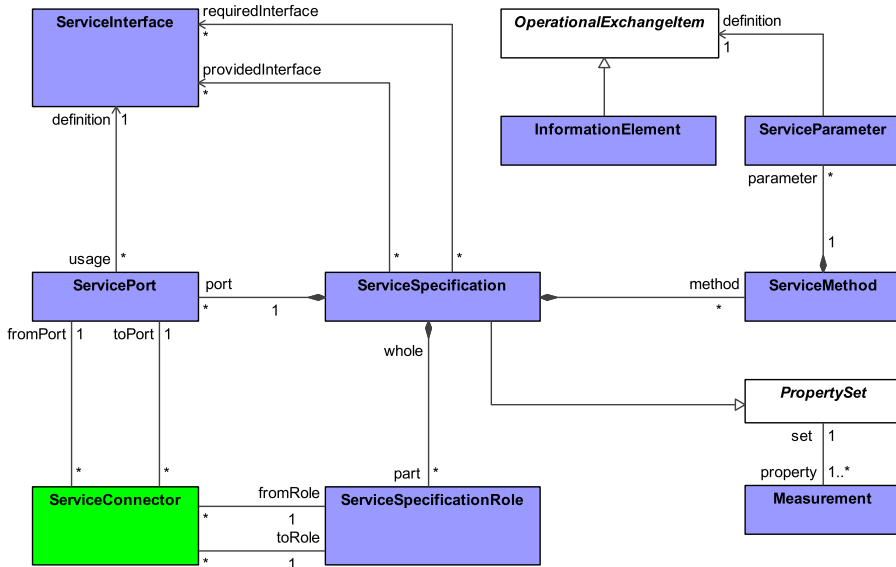


Figure 8:19 - Services Structure Elements

- ~~Implements~~
- ~~Measurement~~
- ~~OperationalInformation~~
- ~~PropertySet~~
- ~~ResourceInterface~~
- ~~Service~~
- ~~ServiceArchitecture~~
- ~~ServiceConnector~~
- ~~ServiceExchangeItem~~
- ~~ServiceInterface~~
- ~~ServiceMethod~~
- ~~ServiceParameter~~
- ~~ServicePort~~
- ~~ServiceRole~~
- ~~InformationElement~~
- ~~Measurement~~
- ~~OperationalExchangeItem~~
- ~~PropertySet~~
- ~~ServiceConnector~~
- ~~ServiceInterface~~
- ~~ServiceMethod~~
- ~~ServiceParameter~~
- ~~ServicePort~~
- ~~ServiceSpecification~~
- ~~ServiceSpecificationRole~~

Commented [KG106]: [UAF12-33](#)

View Specifications::Services::Connectivity

Contains the diagrams that document the Services Connectivity ~~View Specification~~ ~~Viewpoint~~.

Commented [KG107]: [UAF12-41](#)

View Specifications::Services::Connectivity::Services Connectivity

Stakeholders: Solution Providers, Systems Engineers, Software Architects, Business Architects.

Concerns: interoperability among services

Definition: specifies service interfaces, e.g. provided and required service operations, to ensure compatibility and reusability of services.

Recommended Implementation: SysML Block Definition Diagram, SysML Internal Block Diagram, tabular format.

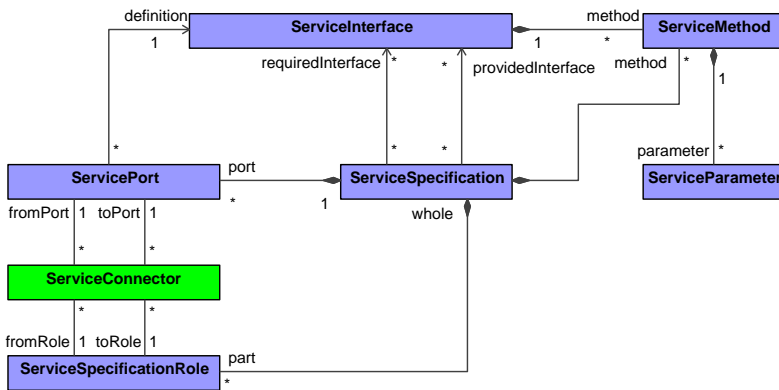
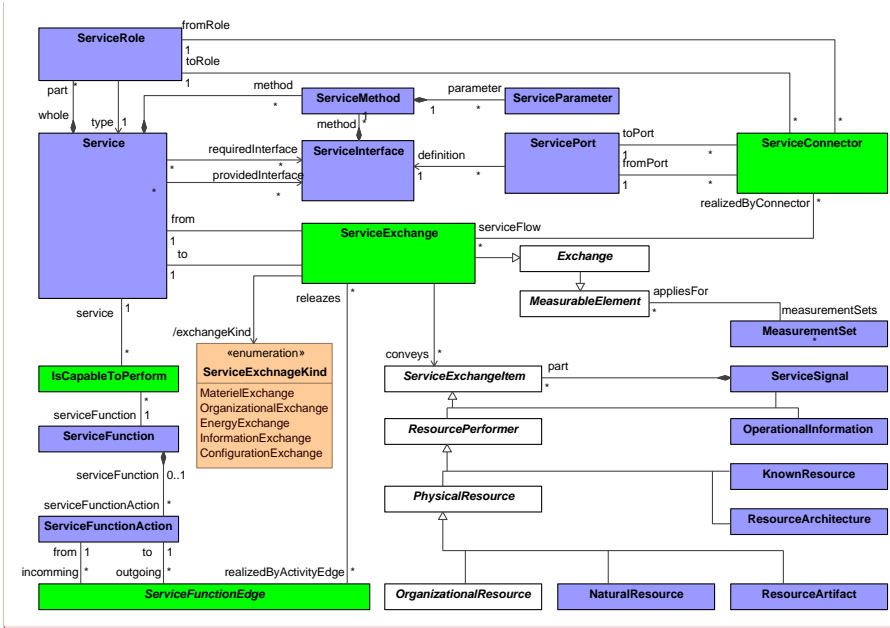


Figure 8:20 - Services Connectivity Elements

- [Exchange](#)
- [IsCapableToPerform](#)
- [KnownResource](#)
- [MeasurableElement](#)
- [MeasurementSet](#)
- [NaturalResource](#)

- [OperationalInformation](#)
- [OrganizationalResource](#)
- [PhysicalResource](#)
- [ResourceArchitecture](#)
- [ResourceArtifact](#)
- [ResourcePerformer](#)
- [Service](#)
- [ServiceConnector](#)
- [ServiceExchange](#)
- [ServiceExchangeItem](#)
- [ServiceFunction](#)
- [ServiceFunctionAction](#)
- [ServiceFunctionEdge](#)
- [ServiceInterface](#)
- [ServiceMethod](#)
- [ServiceParameter](#)
- [ServicePort](#)
- [ServiceRole](#)
- [ServiceSignal](#)
- ~~[ServiceConnector](#)~~
- ~~[ServiceInterface](#)~~
- ~~[ServiceMethod](#)~~
- ~~[ServiceParameter](#)~~
- ~~[ServicePort](#)~~
- ~~[ServiceSpecification](#)~~
- ~~[ServiceSpecificationRole](#)~~

Commented [KG109]: [UAF12-33](#)

View Specifications::Services::Processes

Contains the diagrams that document the Services Processes [View SpecificationViewpoint](#).

Commented [KG110]: [UAF12-41](#)

View Specifications::Services::Processes::Services Processes

Stakeholders: Solution Providers, Systems Engineers, Software Architects, Business Architects.

Concerns: the behavior of a service in terms of the operational activities it is expected to support.

Definition: provides detailed information regarding the allocation of service functions to service [specifications](#), and data flows between service functions.

Recommended Implementation: SysML Activity Diagram, SysML Block Definition Diagram.

Commented [KG111]: [UAF12-33](#)

- [ProcessEdge](#)
- [ProcessOperation](#)
- [ProcessParameter](#)
- [ProcessUsage](#)
- [ResourcePerformer](#)
- [Service](#)
- [ServiceExchange](#)
- [ServiceExchangeItem](#)
- [ServiceFunction](#)
- [ServiceFunctionAction](#)
- [ServiceFunctionEdge](#)
- [ServiceMethod](#)
- [ServiceParameter](#)
- [ServiceRole](#)
- [ServiceSignal](#)
- [UML2.5Metamodel::Activity](#)
- [UML2.5Metamodel::ActivityEdge](#)
- [UML2.5Metamodel::CallBehaviorAction](#)
- [UML2.5Metamodel::Operation](#)
- [UML2.5Metamodel::Parameter](#)
- ~~[IsCapableToPerform](#)~~
- ~~[Process](#)~~
- ~~[ProcessEdge](#)~~
- ~~[ProcessOperation](#)~~
- ~~[ProcessParameter](#)~~
- ~~[ProcessUsage](#)~~
- ~~[ServiceFunction](#)~~
- ~~[ServiceFunctionAction](#)~~
- ~~[ServiceFunctionEdge](#)~~
- ~~[ServiceMethod](#)~~
- ~~[ServiceParameter](#)~~
- ~~[ServiceSpecification](#)~~
- ~~[UML2.5Metamodel::Activity](#)~~
- ~~[UML2.5Metamodel::ActivityEdge](#)~~
- ~~[UML2.5Metamodel::CallBehaviorAction](#)~~
- ~~[UML2.5Metamodel::Operation](#)~~
- ~~[UML2.5Metamodel::Parameter](#)~~

Commented [KG113]: [UAF12-33](#)
[UAF12-10](#)

View Specifications::Services::Processes::Services Processes BPMN Semantics

Stakeholders: Solution Providers, Software Architects, Business Architects.

Concerns: the behavior of a service in terms of the operational activities it is expected to support.

Definition: provides detailed information regarding the allocation of service functions to ~~services~~ [specifications](#), and data flows between service functions using BPMN.

Recommended Implementation: BPMN Process Diagram, SysML Block Definition Diagram.

Commented [KG114]: [UAF12-33](#)

- [OperationalActivity](#)
- [OperationalInformation](#)
- [PerformsInContext](#)
- [Process](#)
- [ProcessEdge](#)
- [ProcessOperation](#)
- [ProcessParameter](#)
- [ProcessUsage](#)
- [ResourcePerformer](#)
- [Service](#)
- [ServiceExchange](#)
- [ServiceExchangeItem](#)
- [ServiceFunction](#)
- [ServiceFunctionAction](#)
- [ServiceFunctionEdge](#)
- [ServiceMethod](#)
- [ServiceParameter](#)
- [ServiceRole](#)
- [ServiceSignal](#)
- [UML2.5Metamodel::Parameter](#)
- ~~[BPMN2Metamodel::CallActivity](#)~~
- ~~[BPMN2Metamodel::Process](#)~~
- ~~[BPMN2Metamodel::ResourceRole](#)~~
- ~~[BPMN2Metamodel::SequenceFlow](#)~~
- ~~[InteractionRole](#)~~
- ~~[IsCapableToPerform](#)~~
- ~~[PerformsInContext](#)~~
- ~~[Process](#)~~
- ~~[ProcessEdge](#)~~
- ~~[ProcessOperation](#)~~
- ~~[ProcessUsage](#)~~
- ~~[ServiceFunction](#)~~
- ~~[ServiceFunctionAction](#)~~
- ~~[ServiceFunctionEdge](#)~~
- ~~[ServiceMethod](#)~~
- ~~[ServiceParameter](#)~~
- ~~[ServiceSpecification](#)~~
- ~~[ServiceSpecificationRole](#)~~

Commented [KG116]: [UAF12-33](#)

View Specifications::Services::States

Contains the diagrams that document the Services States [View Specification Viewpoint](#).

Commented [KG117]: [UAF12-41](#)

View Specifications::Services::States::Services States

Stakeholders: Solution Providers, Systems Engineers, Software Architects, Business Architects.

Concerns: the behavior of a service specification in terms of states and events causing transitions between states.

Definition: specifies the possible states a service specification may have, and the possible transitions between those states.

Recommended Implementation: SysML State Machine Diagram.

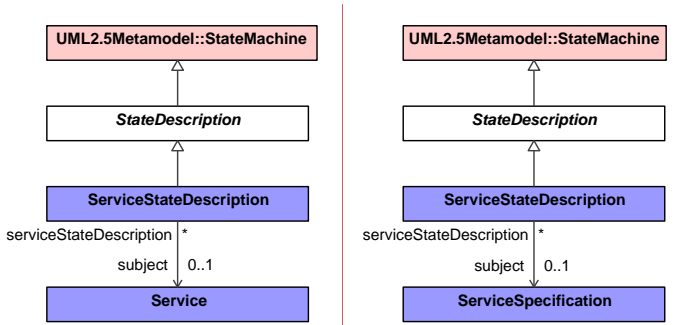


Figure 8:23 - Services States

Elements

- [Service](#)
- [ServiceStateDescription](#)
- [StateDescription](#)
- [UML2.5Metamodel::StateMachine](#)
- [ServiceSpecification](#)
- [ServiceStateDescription](#)
- [StateDescription](#)
- [UML2.5Metamodel::StateMachine](#)

View Specifications::Services::~~Sequences~~~~Interaction~~~~Scenarios~~

Contains the diagrams that document the Services ~~Sequences~~ ~~Interaction Scenarios~~ ~~View Specification~~ ~~Viewpoint~~

View Specifications::Services::~~Interaction Scenarios~~~~Sequences~~::Services
~~Sequences~~~~Interaction~~~~Scenarios~~

Stakeholders: Solution Providers, Systems Engineers, Software Architects, Business Architects.

Concerns: the behavior of a service specification in terms of expected time-ordered examination of the interactions between service roles.

Definition: specifies how a service roles interact with each other, service providers and consumers, and the sequence and dependencies of those interactions.

Recommended Implementation: SysML Sequence Diagram.

Commented [KG118]: [UAF12-33](#)

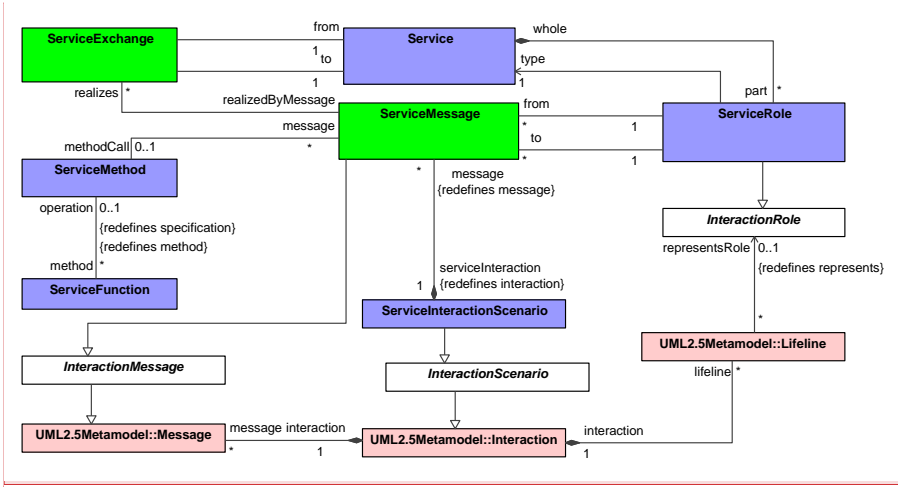
Commented [KG119]: [UAF12-33](#)

Commented [KG120]: [UAF12-59](#)

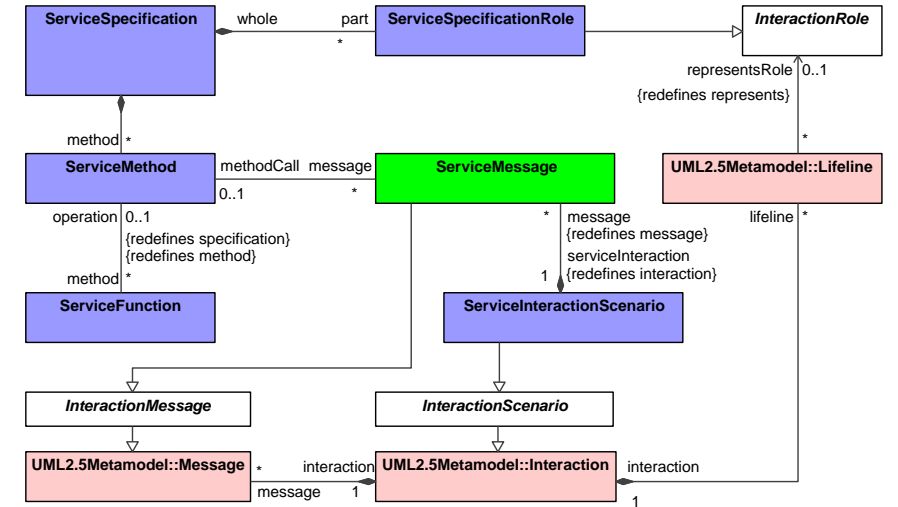
Commented [KG121]: [UAF12-59](#)

Commented [KG122]: [UAF12-41](#)

Commented [KG123]: [UAF12-59](#)



Commented [KG124]: [UAF12-33](#)



Commented [KG125]: [UAF12-59](#)

Figure 8-24 - Services Sequences Interaction Scenarios Elements

- [InteractionMessage](#)
- [InteractionRole](#)
- [InteractionScenario](#)
- [Service](#)
- [ServiceExchange](#)
- [ServiceFunction](#)
- [ServiceInteractionScenario](#)

- [ServiceMessage](#)
- [ServiceMethod](#)
- [ServiceRole](#)
- [UML2.5Metamodel::Interaction](#)
- [UML2.5Metamodel::Lifeline](#)
- [UML2.5Metamodel::Message](#)
- [InteractionMessage](#)
- [InteractionRole](#)
- [InteractionScenario](#)
- [ServiceFunction](#)
- [ServiceInteractionScenario](#)
- [ServiceMessage](#)
- [ServiceMethod](#)
- [ServiceSpecification](#)
- [ServiceSpecificationRole](#)
- [UML2.5Metamodel::Interaction](#)
- [UML2.5Metamodel::Lifeline](#)
- [UML2.5Metamodel::Message](#)

Commented [KG126]: [UAF12-33](#)

View Specifications::Services::Constraints

Contains the diagrams that document the Services Constraints [View SpecificationViewpoint](#)

Commented [KG127]: [UAF12-41](#)

View Specifications::Services::Constraints::Services Constraints

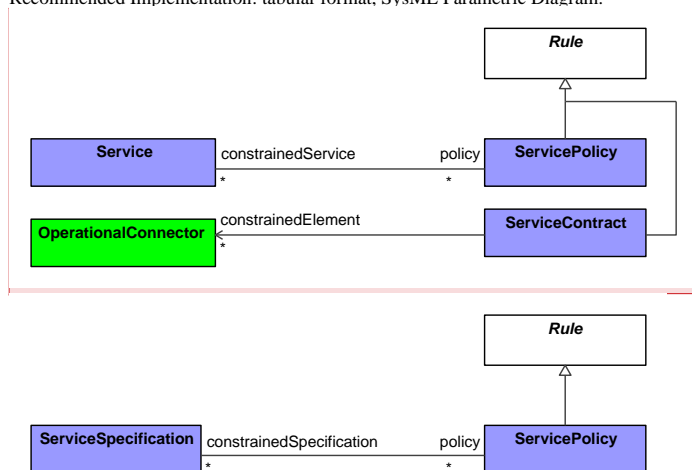
Stakeholders: Solution Providers, Systems Engineers, Software Architects, Business Architects.

Concerns: service policies that apply to implementations of [services specifications](#).

Definition: specifies traditional textual service policies that are constraints on the way that service specifications are implemented within resources. The addition of SysML parametrics provide a computational means of defining service policies across the enterprise or within a specific service configuration.

Recommended Implementation: tabular format, SysML Parametric Diagram.

Commented [KG128]: [UAF12-33](#)



Commented [KG129]: [UAF12-33](#)

Figure 8:25 - Services Constraints

Elements

- [OperationalConnector](#)

- [Rule](#)
- [Service](#)
- [ServiceContract](#)
- [ServicePolicy](#)
- [Rule](#)
- [ServicePolicy](#)
- [ServiceSpecification](#)

Commented [KG130]: [UAF12-33](#)

View Specifications::Services::Roadmap

Contains the diagrams that document the Services Roadmap [View Specification Viewpoint](#).

Commented [KG131]: [UAF12-41](#)

View Specifications::Services::Roadmap::Services Roadmap

Stakeholders: Solution Providers, Systems Engineers, Software Architects, Business Architects.

Concerns: service [specification](#) changes over time.

Definition: provides an overview of how a service [specification](#) changes over time. It shows the combination of several services [specifications](#) mapped against a timeline.

Recommended Implementation: timeline, SysML Block Definition Diagram, SysML Internal Block Diagram.

Commented [KG132]: [UAF12-33](#)

Commented [KG133]: UAF12-33

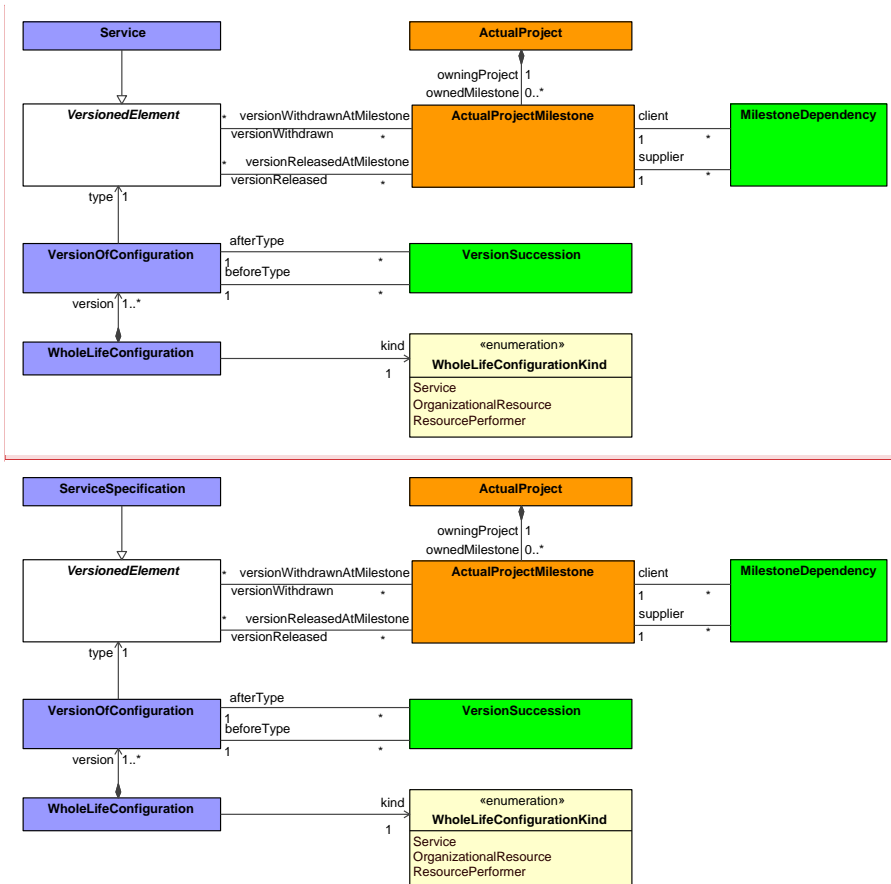


Figure 8:26 - Services Roadmap Elements

- [ActualProject](#)
- [ActualProjectMilestone](#)
- [MilestoneDependency](#)
- [Service](#)
- [VersionedElement](#)
- [VersionOfConfiguration](#)
- [VersionSuccession](#)
- [WholeLifeConfiguration](#)
- ~~[ActualProject](#)~~
- ~~[ActualProjectMilestone](#)~~
- ~~[MilestoneDependency](#)~~
- ~~[ServiceSpecification](#)~~

- [VersionedElement](#)
- [VersionOfConfiguration](#)
- [VersionSuccession](#)
- [WholeLifeConfiguration](#)

View Specifications::Services::Traceability

Contains the diagrams that document the Services Traceability [View Specification Viewpoint](#).

Commented [KG134]: [UAF12-41](#)

View Specifications::Services::Traceability::Services Traceability

Stakeholders: Solution Providers, Systems Engineers, Software Architects, Business Architects.

Concerns: traceability between operational activities and services specifications that support them.

Definition: depicts the mapping of [services specifications](#) to operational activities and how [services specifications](#) contribute to the achievement of a capability.

Recommended Implementation: tabular or matrix format.

Commented [KG135]: [UAF12-33](#)

Commented [KG136]: [UAF12-33](#)

Commented [KG137]: [UAF12-33](#)

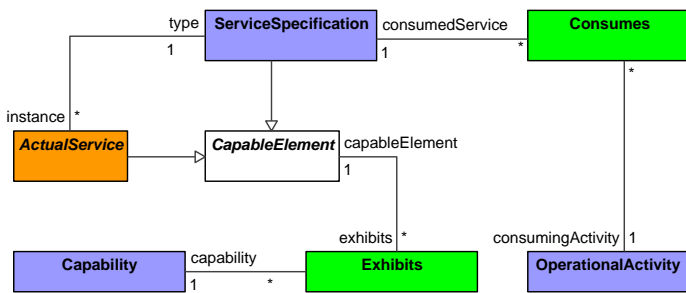
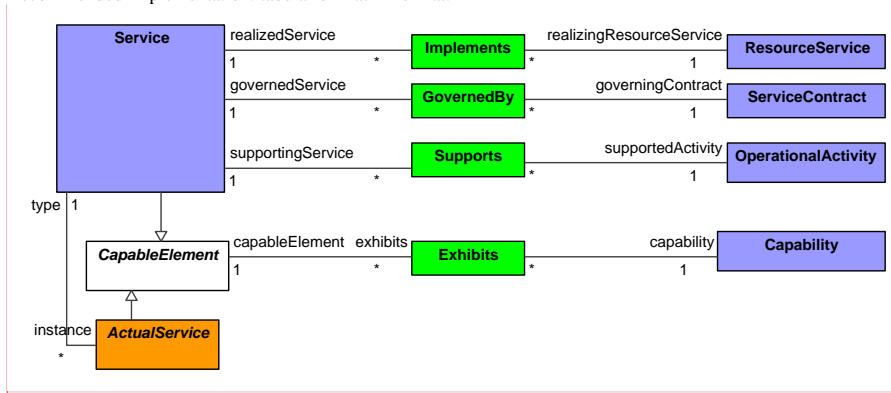


Figure 8:27 - Services Traceability

Elements

- [ActualService](#)
- [Capability](#)
- [CapableElement](#)
- [Exhibits](#)
- [GovernedBy](#)
- [Implements](#)

- [OperationalActivity](#)
- [ResourceService](#)
- [Service](#)
- [ServiceContract](#)
- [Supports](#)
- [ActualService](#)
- [Capability](#)
- [CapableElement](#)
- [Consumes](#)
- [Exhibits](#)
- [OperationalActivity](#)
- [ServiceSpecification](#)

Commented [KG138]: [UAF12-33](#)

8.1.278.1.6 View Specifications::Personnel

Stakeholders: Human resources, Solution Providers, PMs.

Concerns: human factors.

Definition: aims to clarify the role of Human Factors (HF) when creating architectures in order to facilitate both Human Factors Integration (HFI) and systems engineering (SE).

View Specifications::Personnel::Taxonomy

Contains the diagrams that document the Personnel Taxonomy [View Specification Viewpoint](#).

Commented [KG139]: [UAF12-41](#)

View Specifications::Personnel::Taxonomy::Personnel Taxonomy

Stakeholders: Human resources, Solution Providers, PMs.

Concerns: organizational resource types.

Definition: shows the taxonomy of types of organizational resources.

Recommended Implementation: SysML Block Definition Diagram.

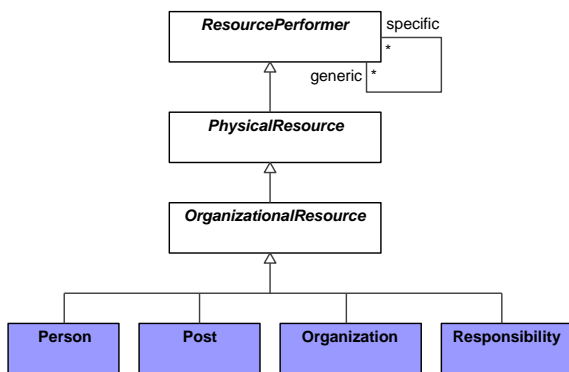


Figure 8:28 - Personnel Taxonomy

Elements

- [Organization](#)
- [OrganizationalResource](#)
- [Person](#)
- [PhysicalResource](#)
- [Post](#)
- [ResourcePerformer](#)

- [Responsibility](#)

View Specifications::Personnel::Structure

Contains the diagrams that document the Personnel Structure [View Specification](#)[Viewpoint](#).

Commented [KG140]: [UAF12-41](#)

View Specifications::Personnel::Structure::Personnel Structure

Stakeholders: Human resources, Solution Providers, PMs.

Concerns: typical organizational structure used to support a capability(ies).

Definition: shows organizational structures and possible interactions between organizational resources.

Recommended Implementation: SysML Block Definition Diagram, SysML Internal Block Diagram.

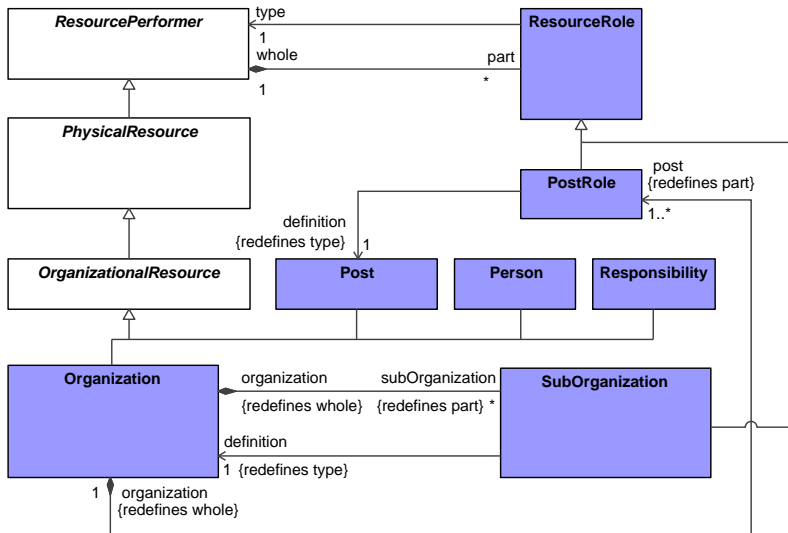


Figure 8:29 - Personnel Structure

Elements

- [Organization](#)
- [OrganizationalResource](#)
- [Person](#)
- [PhysicalResource](#)
- [Post](#)
- [PostRole](#)
- [ResourcePerformer](#)
- [ResourceRole](#)
- [Responsibility](#)
- [SubOrganization](#)

View Specifications::Personnel::Connectivity

Contains the diagrams that document the Personnel Connectivity [View Specification](#)[Viewpoint](#).

Commented [KG141]: [UAF12-41](#)

View Specifications::Personnel::Connectivity::Personnel Connectivity

Stakeholders: Solution providers.

Concerns: interaction of organizational resources.

Definition: captures the possible interactions between organizational resources, including command and control relationships. Interactions typically illustrate the fundamental roles and management responsibilities.

Recommended Implementation: tabular format.

- [Environment](#)
- [Exchange](#)
- [Function](#)
- [IsCapableToPerform](#)
- [MeasurableElement](#)
- [Measurement](#)
- [MeasurementSet](#)
- [Organization](#)
- [OrganizationalResource](#)
- [Person](#)
- [PhysicalResource](#)
- [Post](#)
- [PropertySet](#)
- [Resource](#)
- [ResourceConnector](#)
- [ResourceExchange](#)
- [ResourceExchangeItem](#)
- [ResourceInformation](#)
- [ResourceInterface](#)
- [ResourcePerformer](#)
- [ResourcePort](#)
- [ResourceRole](#)
- [Responsibility](#)
- ~~[Command](#)~~
- ~~[Control](#)~~
- ~~[DataElement](#)~~
- ~~[Environment](#)~~
- ~~[Exchange](#)~~
- ~~[Function](#)~~
- ~~[IsCapableToPerform](#)~~
- ~~[MeasurableElement](#)~~
- ~~[Measurement](#)~~
- ~~[MeasurementSet](#)~~
- ~~[Organization](#)~~
- ~~[OrganizationalResource](#)~~
- ~~[Person](#)~~
- ~~[PhysicalResource](#)~~
- ~~[Post](#)~~
- ~~[PropertySet](#)~~
- ~~[Resource](#)~~
- ~~[ResourceConnector](#)~~
- ~~[ResourceExchange](#)~~
- ~~[ResourceExchangeItem](#)~~
- ~~[ResourceInterface](#)~~
- ~~[ResourcePerformer](#)~~
- ~~[ResourcePort](#)~~
- ~~[ResourceRole](#)~~
- ~~[Responsibility](#)~~

Commented [KG143]: [UAF12-33](#)

View Specifications::Personnel::Processes

Contains the diagrams that document the Personnel Processes [View Specification Viewpoint](#).

Commented [KG144]: [UAF12-41](#)

View Specifications::Personnel::Processes::Personnel Processes

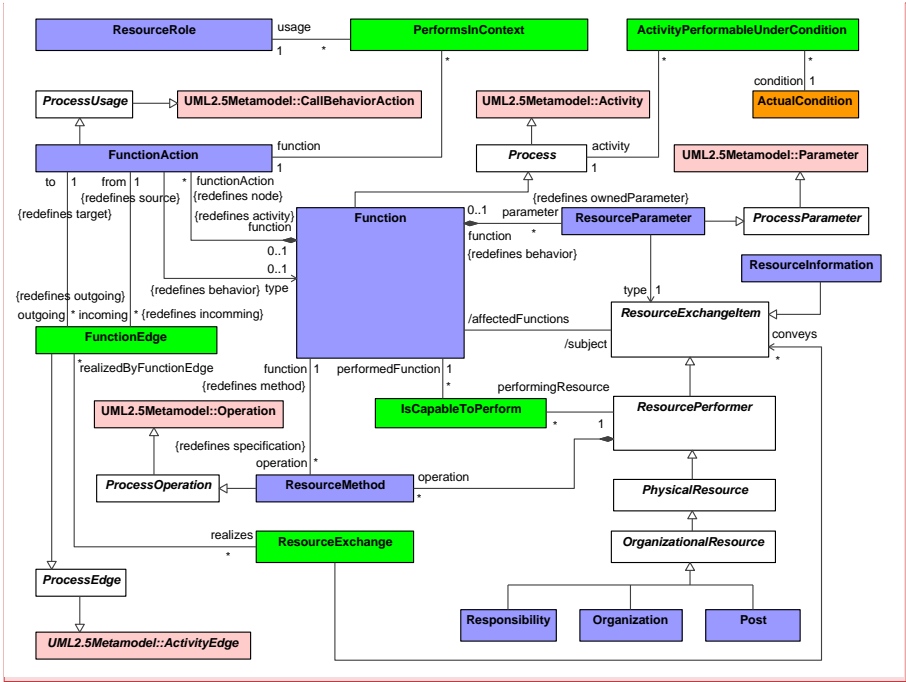
Stakeholders: Systems engineers, Solution providers.

Concerns: functions that have to be carried out by organizational resources.

Definition: specifies organizational resource functions in relation to resource definitions.

Recommended Implementation: SysML Activity Diagram, SysML Block Definition Diagram, BPMN Process Diagram as described in the Resources Processes section.

Commented [KG145]: [UAF12-33](#)



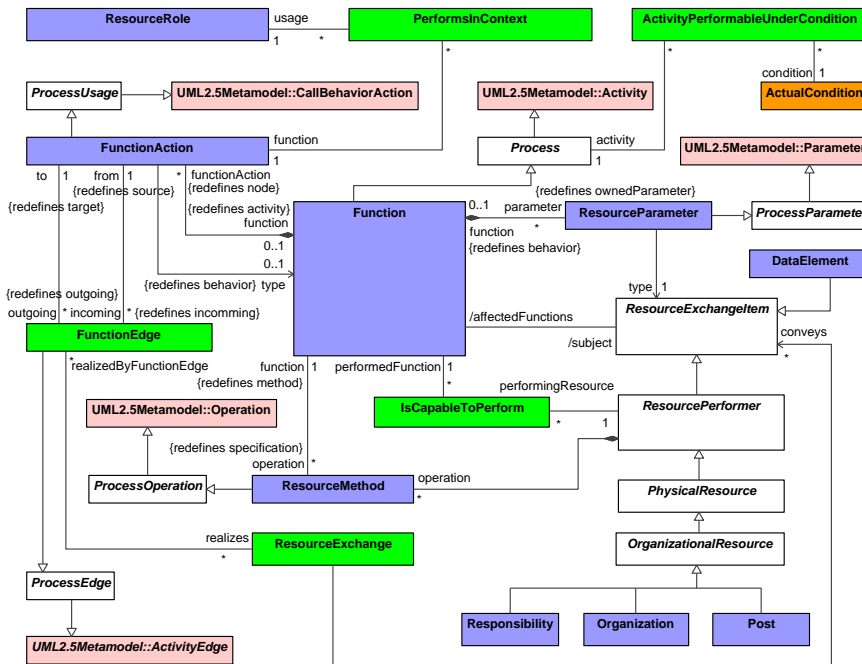


Figure 8:31 - Personnel Processes Elements

- [ActivityPerformableUnderCondition](#)
- [ActualCondition](#)
- [Function](#)
- [FunctionAction](#)
- [FunctionEdge](#)
- [IsCapableToPerform](#)
- [Organization](#)
- [OrganizationalResource](#)
- [PerformsInContext](#)
- [PhysicalResource](#)
- [Post](#)
- [Process](#)
- [ProcessEdge](#)
- [ProcessOperation](#)
- [ProcessParameter](#)
- [ProcessUsage](#)
- [ResourceExchange](#)
- [ResourceExchangeItem](#)
- [ResourceInformation](#)
- [ResourceMethod](#)
- [ResourceParameter](#)

- ~~ResourcePerformer~~
- ~~ResourceRole~~
- ~~Responsibility~~
- ~~UML2.5Metamodel::Activity~~
- ~~UML2.5Metamodel::ActivityEdge~~
- ~~UML2.5Metamodel::CallBehaviorAction~~
- ~~UML2.5Metamodel::Operation~~
- ~~UML2.5Metamodel::Parameter~~
- ~~ActivityPerformableUnderCondition~~
- ~~ActualCondition~~
- ~~DataElement~~
- ~~Function~~
- ~~FunctionAction~~
- ~~FunctionEdge~~
- ~~IsCapableToPerform~~
- ~~Organization~~
- ~~OrganizationalResource~~
- ~~PerformsInContext~~
- ~~PhysicalResource~~
- ~~Post~~
- ~~Process~~
- ~~ProcessEdge~~
- ~~ProcessOperation~~
- ~~ProcessParameter~~
- ~~ProcessUsage~~
- ~~ResourceExchange~~
- ~~ResourceExchangeItem~~
- ~~ResourceMethod~~
- ~~ResourceParameter~~
- ~~ResourcePerformer~~
- ~~ResourceRole~~
- ~~Responsibility~~
- ~~UML2.5Metamodel::Activity~~
- ~~UML2.5Metamodel::ActivityEdge~~
- ~~UML2.5Metamodel::CallBehaviorAction~~
- ~~UML2.5Metamodel::Operation~~
- ~~UML2.5Metamodel::Parameter~~

Commented [KG146]: [UAF12-33](#)

View Specifications::Personnel::States

Contains the diagrams that document the Personnel States [View Specification Viewpoint](#)

Commented [KG147]: [UAF12-41](#)

View Specifications::Personnel::States::Personnel States

Stakeholders: Systems Engineers, Software Engineers.

Concerns: capture state-based behavior of an organizational resource.

Definition: it is a graphical representation of states of an organizational resource and how that organizational resource responds to various events and actions.

Recommended Implementation: SysML State Machine Diagram.

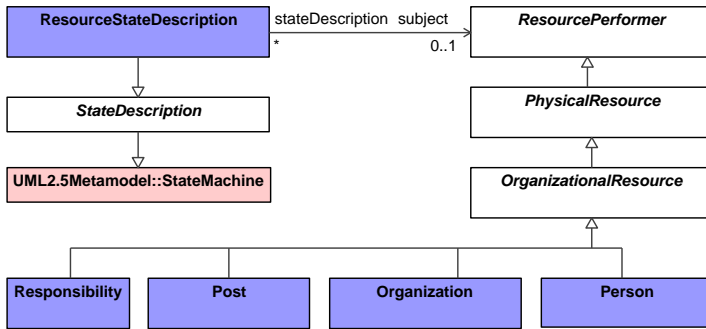


Figure 8:32 - Personnel States

Elements

- [Organization](#)
- [OrganizationalResource](#)
- [Person](#)
- [PhysicalResource](#)
- [Post](#)
- [ResourcePerformer](#)
- [ResourceStateDescription](#)
- [Responsibility](#)
- [StateDescription](#)
- UML2.5Metamodel::StateMachine

View Specifications::Personnel:: ~~SequencesInteraction Scenarios~~

Contains the diagrams that document the Personnel ~~Sequences Interaction Scenarios-View SpecificationViewpoint~~.

View Specifications::Personnel:: ~~Sequences::Personnel SequencesInteraction Scenarios::PersonnelInteraction Scenarios~~

Stakeholders: Software Engineers, Systems Engineers.

Concerns: interactions between organizational resources (roles).

Definition: provides a time-ordered examination of the interactions between organizational resources.

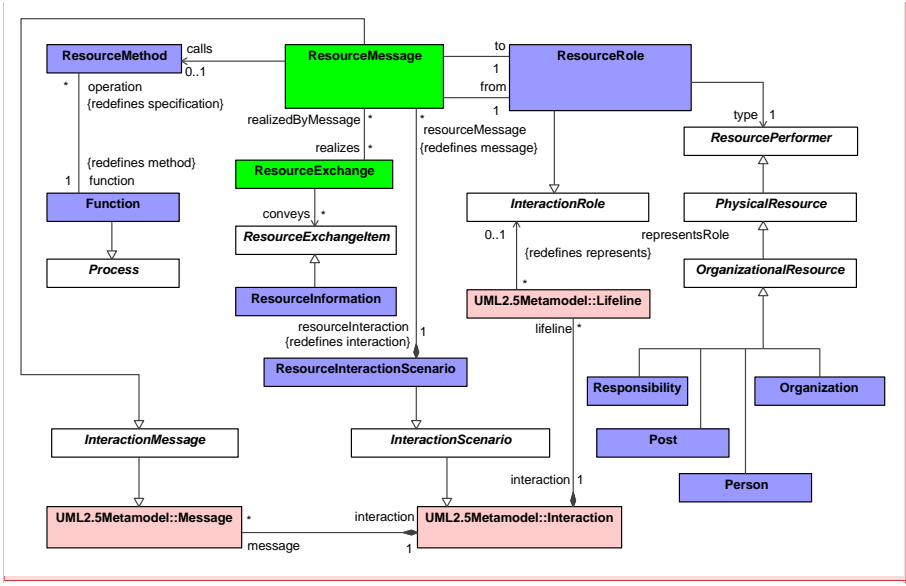
Recommended Implementation: SysML Sequence Diagram, BPMN Collaboration Diagram.

Commented [KG148]: [UAF12-59](#)

Commented [KG149]: [UAF12-59](#)

Commented [KG150]: [UAF12-41](#)

Commented [KG151]: [UAF12-59](#)



Commented [KG152]: UAF12-33

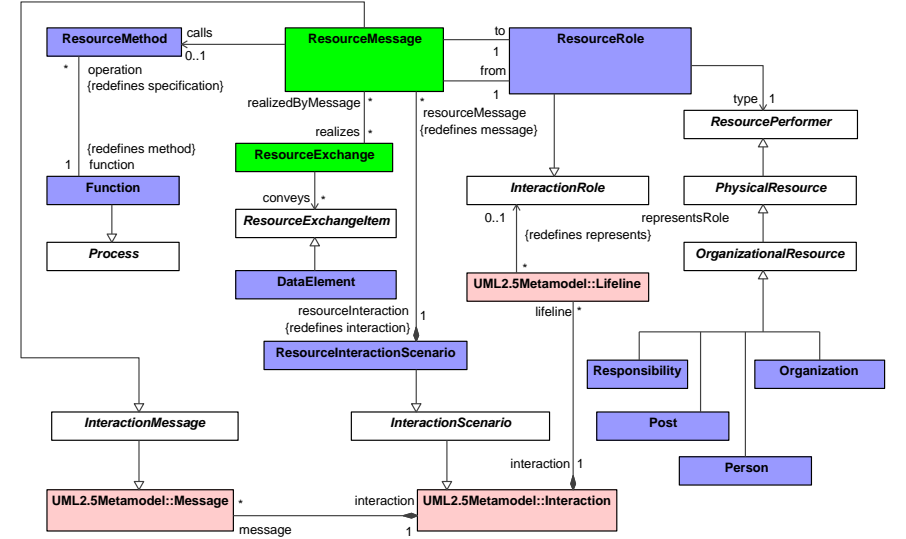


Figure 8:33 - Personnel Sequences Interaction Scenarios

- Elements
- **Function**
 - **InteractionMessage**

Commented [KG153]: UAF12-59

Formatted: French (France)

- [InteractionRole](#)
- [InteractionScenario](#)
- [Organization](#)
- [OrganizationalResource](#)
- [Person](#)
- [PhysicalResource](#)
- [Post](#)
- [Process](#)
- [ResourceExchange](#)
- [ResourceExchangeItem](#)
- [ResourceInformation](#)
- [ResourceInteractionScenario](#)
- [ResourceMessage](#)
- [ResourceMethod](#)
- [ResourcePerformer](#)
- [ResourceRole](#)
- [Responsibility](#)
- [UML2.5Metamodel::Interaction](#)
- [UML2.5Metamodel::Lifeline](#)
- [UML2.5Metamodel::Message](#)
- ~~[DataElement](#)~~
- ~~[Function](#)~~
- ~~[InteractionMessage](#)~~
- ~~[InteractionRole](#)~~
- ~~[InteractionScenario](#)~~
- ~~[Organization](#)~~
- ~~[OrganizationalResource](#)~~
- ~~[Person](#)~~
- ~~[PhysicalResource](#)~~
- ~~[Post](#)~~
- ~~[Process](#)~~
- ~~[ResourceExchange](#)~~
- ~~[ResourceExchangeItem](#)~~
- ~~[ResourceInteractionScenario](#)~~
- ~~[ResourceMessage](#)~~
- ~~[ResourceMethod](#)~~
- ~~[ResourcePerformer](#)~~
- ~~[ResourceRole](#)~~
- ~~[Responsibility](#)~~
- ~~[UML2.5Metamodel::Interaction](#)~~
- ~~[UML2.5Metamodel::Lifeline](#)~~
- ~~[UML2.5Metamodel::Message](#)~~

Commented [KG154]: [UAF12-33](#)

View Specifications::Personnel::Constraints

Contains the diagrams that document the Personnel Constraints [View SpecificationViewpoint](#).

Commented [KG155]: [UAF12-41](#)

View Specifications::Personnel::Constraints::Personnel Constraints: Competence

Stakeholders: Systems engineers, Solution providers.

Concerns: allocation of competencies to actual posts.

Definition: specifies requirements for actual organizational resources – by linking competencies and actual posts.

Recommended Implementation: SysML Block Definition Diagram.

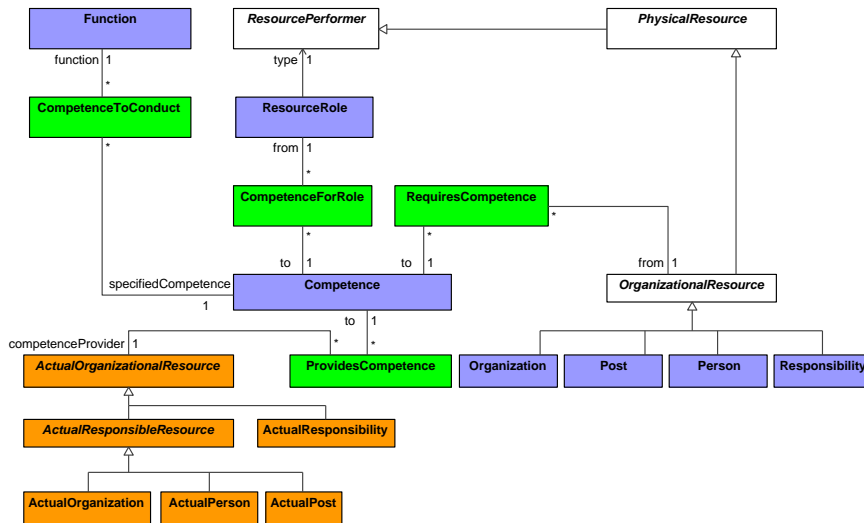


Figure 8:34 - Personnel Constraints: Competence
Elements

- [ActualOrganization](#)
- [ActualOrganizationalResource](#)
- [ActualPerson](#)
- [ActualPost](#)
- [ActualResponsibility](#)
- [ActualResponsibleResource](#)
- [Competence](#)
- [CompetenceForRole](#)
- [CompetenceToConduct](#)
- [Function](#)
- [Organization](#)
- [OrganizationalResource](#)
- [Person](#)
- [PhysicalResource](#)
- [Post](#)
- [ProvidesCompetence](#)
- [RequiresCompetence](#)
- [ResourcePerformer](#)
- [ResourceRole](#)
- [Responsibility](#)

View Specifications::Personnel::Constraints::Personnel Constraints: Drivers

Stakeholders: Systems engineers, Solution providers, Human resources.

Concerns: optimization of organizational resource behavior.

Definition: captures the factors that affect, constrain and characterize organizational resource behavior as the basis for performance predictions at the level of actual persons and actual organizations. It creates a bridge between static

architectural definitions and behavior predictions through executable models.
 Recommended Implementation: tabular format, SysML Parametric Diagram, SysML Block Definition Diagram.

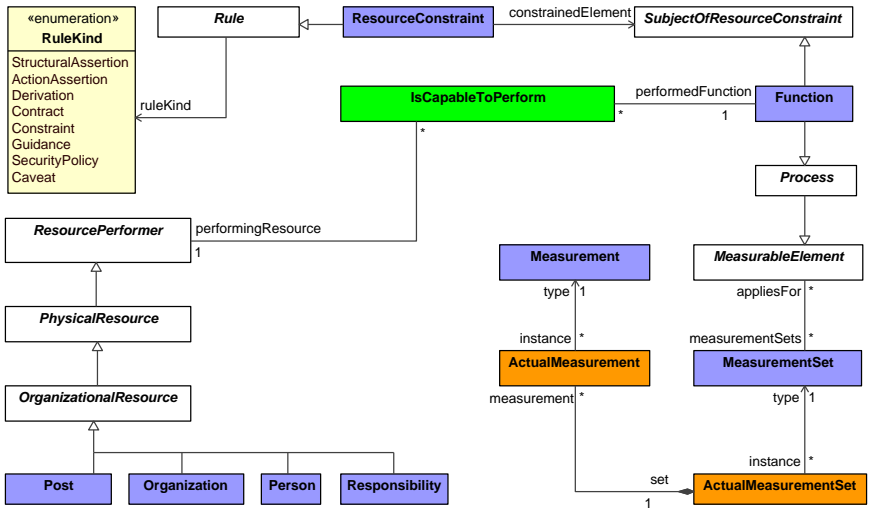


Figure 8:35 - Personnel Constraints: Drivers

Elements

- [ActualMeasurement](#)
- [ActualMeasurementSet](#)
- [Function](#)
- [IsCapableToPerform](#)
- [MeasurableElement](#)
- [Measurement](#)
- [MeasurementSet](#)
- [Organization](#)
- [OrganizationalResource](#)
- [Person](#)
- [PhysicalResource](#)
- [Post](#)
- [Process](#)
- [ResourceConstraint](#)
- [ResourcePerformer](#)
- [Responsibility](#)
- [Rule](#)
- [SubjectOfResourceConstraint](#)

View Specifications::Personnel::Constraints::Personnel Constraints: Performance

Stakeholders: Human resources, solution providers.

Concerns: how well an actual organizational resource matches the needs of the actual organization.

Definition: provides a repository for human-related measures (i.e. quality objectives and performance criteria (HFI values)), targets and competences.

Recommended Implementation: SysML Block Definition Diagram.

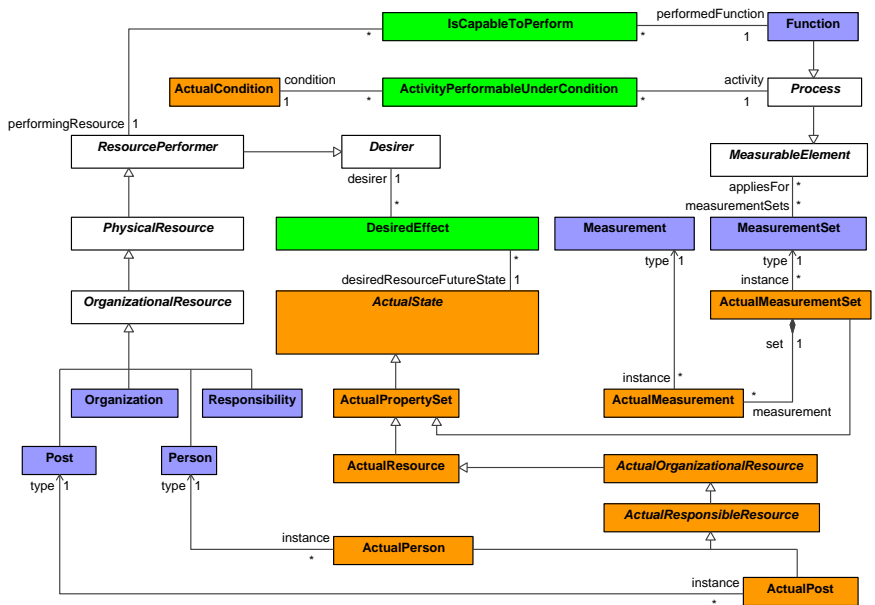


Figure 8:36 - Personnel Constraints: Performance

Elements

- [ActivityPerformableUnderCondition](#)
- [ActualCondition](#)
- [ActualMeasurement](#)
- [ActualMeasurementSet](#)
- [ActualOrganizationalResource](#)
- [ActualPerson](#)
- [ActualPost](#)
- [ActualPropertySet](#)
- [ActualResource](#)
- [ActualResponsibleResource](#)
- [ActualState](#)
- [DesiredEffect](#)
- [Desirer](#)
- [Function](#)
- [IsCapableToPerform](#)
- [MeasurableElement](#)
- [Measurement](#)
- [MeasurementSet](#)
- [Organization](#)
- [OrganizationalResource](#)
- [Person](#)
- [PhysicalResource](#)
- [Post](#)

- [ActualPerson](#)
- [ActualPost](#)
- [ActualProject](#)
- [ActualProjectMilestone](#)
- [ActualPropertySet](#)
- [ActualResource](#)
- [ActualResponsibleResource](#)
- [ActualState](#)
- [Asset](#)
- [FillsPost](#)
- [Measurement](#)
- [OrganizationalResource](#)
- [Person](#)
- [PhysicalResource](#)
- [Post](#)
- [Project](#)
- [ProjectMilestone](#)
- [PropertySet](#)
- [ResourceAsset](#)
- [ResourcePerformer](#)

View Specifications::Personnel::Roadmap::Personnel Roadmap: Evolution

Stakeholders: Human resources, Solution Providers.

Concerns: organizational structure changes over time.

Definition: provides an overview of how an organizational structure changes over time. It shows the structure of several organizational structures mapped against a timeline.

Recommended Implementation: timeline, SysML Block Definition Diagram, SysML Internal Block Diagram.

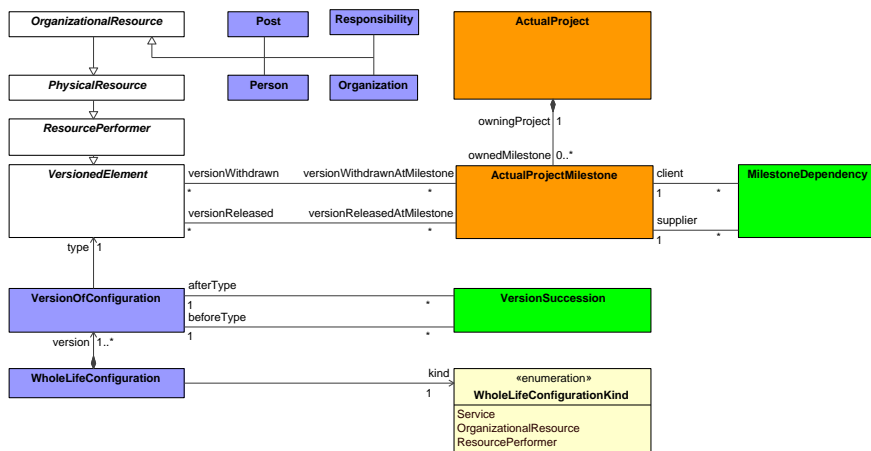


Figure 8:38 - Personnel Roadmap: Evolution

Elements

- [ActualProject](#)
- [ActualProjectMilestone](#)
- [MilestoneDependency](#)
- [Organization](#)

- [OrganizationalResource](#)
- [Person](#)
- [PhysicalResource](#)
- [Post](#)
- [ResourcePerformer](#)
- [Responsibility](#)
- [VersionedElement](#)
- [VersionOfConfiguration](#)
- [VersionSuccession](#)
- [WholeLifeConfiguration](#)

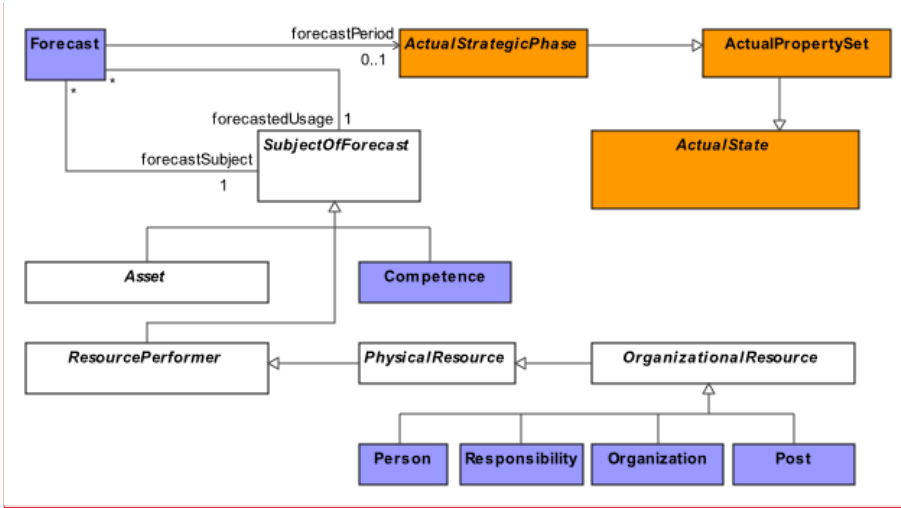
View Specifications::Personnel::Roadmap::Personnel Roadmap: Forecast

Stakeholders: Human resources, Logisticians, Solution Providers.

Concerns: competencies and skills forecast.

Definition: defines the underlying current and expected supporting competencies and skills of organizational resources.

Recommended Implementation: timeline, tabular format, SysML Block Definition Diagram.



Commented [KG157]: [UAF12-15](#)

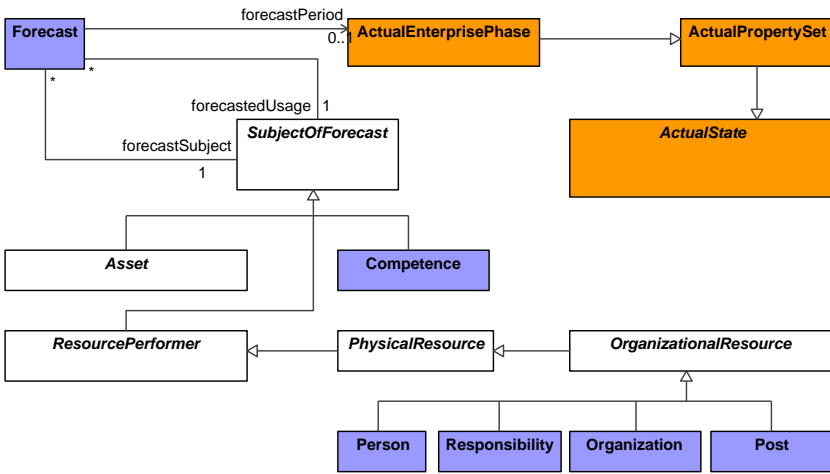


Figure 8:39 - Personnel Roadmap: Forecast Elements

- [ActualEnterprisePhase](#)[ActualStrategicPhase](#)
- [ActualPropertySet](#)
- [ActualState](#)
- [Asset](#)
- [Competence](#)
- [Forecast](#)
- [Organization](#)
- [OrganizationalResource](#)

Commented [KG158]: [UAF12-15](#)

- [Person](#)
- [PhysicalResource](#)
- [Post](#)
- [ResourcePerformer](#)
- [Responsibility](#)
- [SubjectOfForecast](#)

View Specifications::Personnel::Traceability

Contains the diagrams that document the Personnel Traceability [View SpecificationViewpoint](#).

Commented [KG159]: [UAF12-41](#)

View Specifications::Personnel::Traceability::Personnel Traceability

Stakeholders: Systems Engineers, Enterprise Architects, Solution Providers, Business Architects.

Concerns: traceability between operational activities and functions that implements them.

Definition: depicts the mapping of functions (performed by organizational resources) to operational activities and thus identifies the transformation of an operational need into a purposeful function performed by an organizational resource or solution.

Recommended Implementation: Matrix format, SysML Block Definition Diagram.

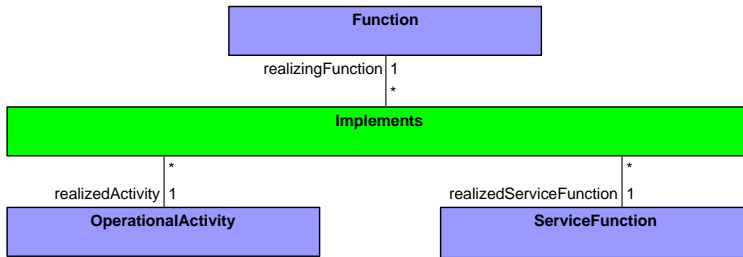


Figure 8:40 - Personnel Traceability

Elements

- [Function](#)
- [Implements](#)
- [OperationalActivity](#)
- [ServiceFunction](#)

8.1.288.1.7 View Specifications::Resources

Stakeholders: Systems Engineers, Resource Owners, Implementers, Solution Providers, IT Architects.

Concerns: definition of solution architectures to implement operational requirements.

Definition: captures a solution architecture consisting of resources, e.g. organizational, software, artifacts, capability configurations, natural resources that implement the operational requirements. Further design of a resource is typically detailed in SysML or UML.

View Specifications::Resources::Taxonomy

Contains the diagrams that document the Resources Taxonomy [View SpecificationViewpoint](#).

Commented [KG160]: [UAF12-41](#)

View Specifications::Resources::Taxonomy::Resources Taxonomy

Stakeholders: Solution Providers, Systems Engineers, IT Architects, Implementers.

Concerns: resource types.

Definition: shows the taxonomy of types of resources.

Recommended Implementation: SysML Block Definition Diagram.

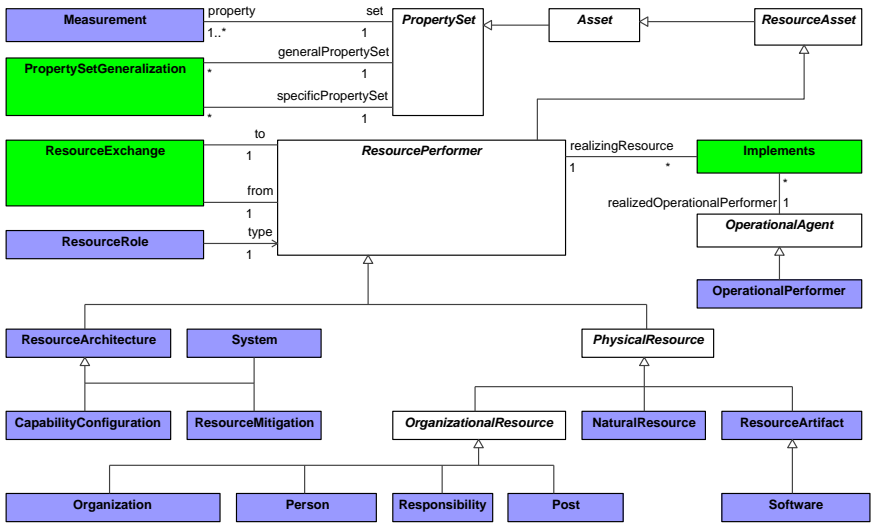


Figure 8:41 - Resources Taxonomy Elements

- [Asset](#)
- [CapabilityConfiguration](#)
- [Implements](#)
- [Measurement](#)
- [NaturalResource](#)
- [OperationalAgent](#)
- [OperationalPerformer](#)
- [Organization](#)
- [OrganizationalResource](#)
- [Person](#)
- [PhysicalResource](#)
- [Post](#)
- [PropertySet](#)
- [PropertySetGeneralization](#)
- [ResourceArchitecture](#)
- [ResourceArtifact](#)
- [ResourceAsset](#)
- [ResourceExchange](#)
- [ResourceMitigation](#)
- [ResourcePerformer](#)
- [ResourceRole](#)
- [Responsibility](#)
- [Software](#)
- [System](#)

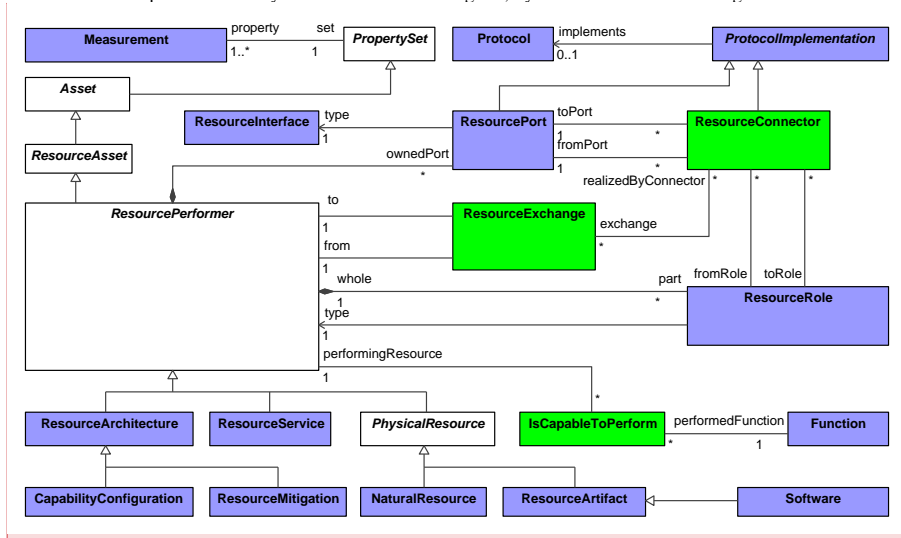
View Specifications::Resources::Structure

Contains the diagrams that document the Resources Structure [View Specification Viewpoint](#).

Commented [KG161]: [UAF12-41](#)

View Specifications::Resources::Structure::Resources Structure

Stakeholders: Systems Engineers, Resource Owners, Implementers, Solution Providers.
 Concerns: reference the resource structure, connectors and interfaces in a specific context.
 Definition: defines the physical resources, e.g. capability configuration(s)/system(s) and interactions necessary to implement a specific set of OperationalPerformer(s). Can be used to represent communications networks and pathways that link communications resources and provides details regarding their configuration.
 Recommended Implementation: SysML Internal Block Diagram, SysML Block Definition Diagram.



Commented [KG162]: [UAF12-33](#)
[UAF12-16](#)

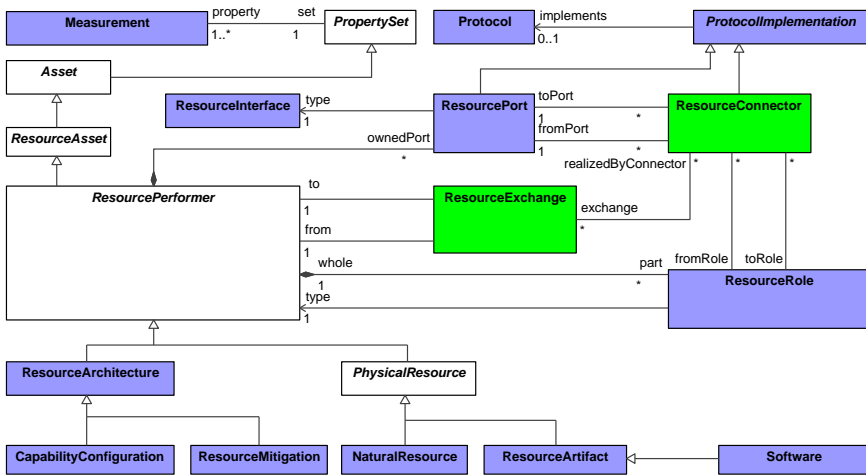


Figure 8:42 - Resources Structure

Elements

- [Asset](#)
- [CapabilityConfiguration](#)
- [Function](#)
- [IsCapableToPerform](#)
- [Measurement](#)
- [NaturalResource](#)
- [PhysicalResource](#)
- [PropertySet](#)
- [Protocol](#)
- [ProtocolImplementation](#)
- [ResourceArchitecture](#)
- [ResourceArtifact](#)
- [ResourceAsset](#)
- [ResourceConnector](#)
- [ResourceExchange](#)
- [ResourceInterface](#)
- [ResourceMitigation](#)
- [ResourcePerformer](#)
- [ResourcePort](#)
- [ResourceRole](#)
- [ResourceService](#)
- [Software](#)
- ~~[Asset](#)~~
- ~~[CapabilityConfiguration](#)~~
- ~~[Measurement](#)~~
- ~~[NaturalResource](#)~~
- ~~[PhysicalResource](#)~~
- ~~[PropertySet](#)~~
- ~~[Protocol](#)~~
- ~~[ProtocolImplementation](#)~~
- ~~[ResourceArchitecture](#)~~
- ~~[ResourceArtifact](#)~~
- ~~[ResourceAsset](#)~~
- ~~[ResourceConnector](#)~~
- ~~[ResourceExchange](#)~~
- ~~[ResourceInterface](#)~~
- ~~[ResourceMitigation](#)~~
- ~~[ResourcePerformer](#)~~
- ~~[ResourcePort](#)~~
- ~~[ResourceRole](#)~~
- ~~[Software](#)~~

Commented [KG163]: [UAF12-33](#)
[UAF12-16](#)

View Specifications::Resources::Connectivity

Contains the diagrams that document the Resources Connectivity [View SpecificationViewpoint](#).

Commented [KG164]: [UAF12-41](#)

View Specifications::Resources::Connectivity::Resources Connectivity

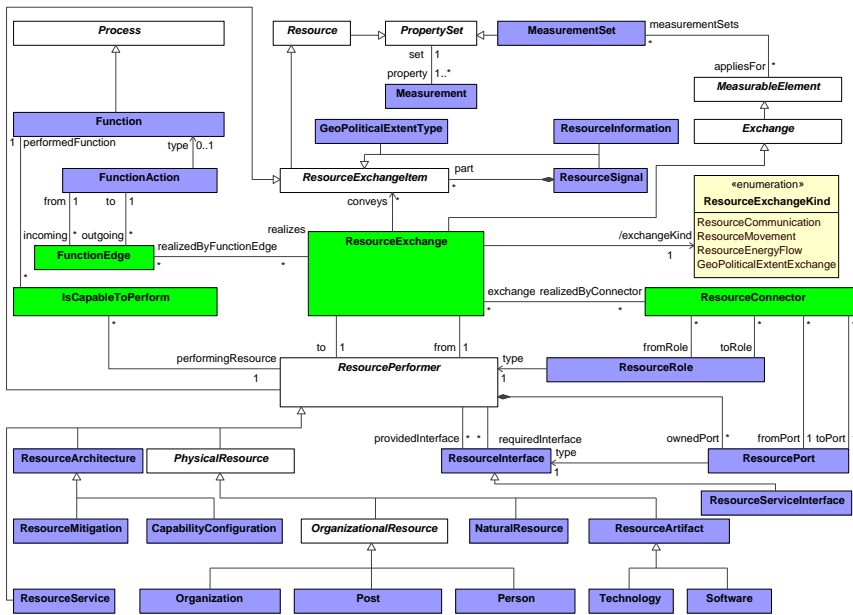
Stakeholders: Systems Engineers, IT Architects, Solution Providers, Implementers.

Concerns: capture the interactions between resources.

Definition: summarizes interactions between resources of information, systems, personnel, natural resources etc. and the functions that produce and consume them. Measurements can optionally be included.

Recommended Implementation: SysML Internal Block Diagram, tabular format.

Commented [KG165]: UAF12-33



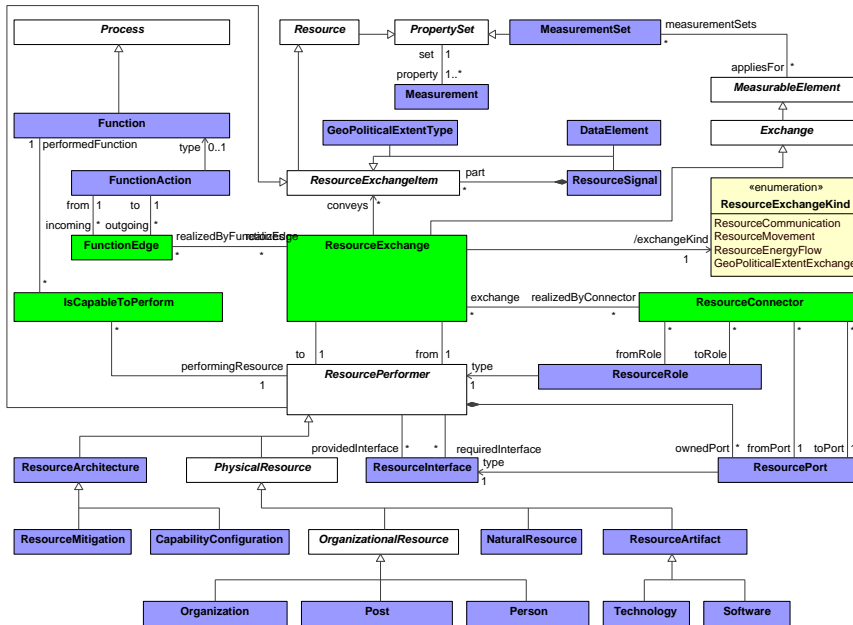


Figure 8:43 - Resources Connectivity

Elements

- [CapabilityConfiguration](#)
- [Exchange](#)
- [Function](#)
- [FunctionAction](#)
- [FunctionEdge](#)
- [GeoPoliticalExtentType](#)
- [IsCapableToPerform](#)
- [MeasurableElement](#)
- [Measurement](#)
- [MeasurementSet](#)
- [NaturalResource](#)
- [Organization](#)
- [OrganizationalResource](#)
- [Person](#)
- [PhysicalResource](#)
- [Post](#)
- [Process](#)
- [PropertySet](#)
- [Resource](#)
- [ResourceArchitecture](#)
- [ResourceArtifact](#)
- [ResourceConnector](#)
- [ResourceExchange](#)

- [ResourceExchangeItem](#)
- [ResourceInformation](#)
- [ResourceInterface](#)
- [ResourceMitigation](#)
- [ResourcePerformer](#)
- [ResourcePort](#)
- [ResourceRole](#)
- [ResourceService](#)
- [ResourceServiceInterface](#)
- [ResourceSignal](#)
- [Software](#)
- [Technology](#)
- [CapabilityConfiguration](#)
- [DataElement](#)
- [Exchange](#)
- [Function](#)
- [FunctionAction](#)
- [FunctionEdge](#)
- [GeoPoliticalExtentType](#)
- [IsCapableToPerform](#)
- [MeasurableElement](#)
- [Measurement](#)
- [MeasurementSet](#)
- [NaturalResourcee](#)
- [Organization](#)
- [OrganizationalResource](#)
- [Person](#)
- [PhysicalResource](#)
- [Post](#)
- [Process](#)
- [PropertySet](#)
- [Resource](#)
- [ResourceArchitecture](#)
- [ResourceArtifact](#)
- [ResourceConnector](#)
- [ResourceExchange](#)
- [ResourceExchangeItem](#)
- [ResourceInterface](#)
- [ResourceMitigation](#)
- [ResourcePerformer](#)
- [ResourcePort](#)
- [ResourceRole](#)
- [ResourceSignal](#)
- [Software](#)
- [Technology](#)

Commented [KG166]: [UAF12-33](#)

View Specifications::Resources::Processes

Contains the diagrams that document the Resources Processes [View SpecificationViewpoint](#)

Commented [KG167]: [UAF12-41](#)

View Specifications::Resources::Processes::Resources Processes

Stakeholders: Solution Providers, Systems Engineers, IT Architects.

Concerns: captures activity based behavior and flows.

Definition: describes the functions that are normally conducted in the course of implementing operational activity(ies) in Unified Architecture Framework (UAF) Domain Metamodel Version 1.24

support of capability(ies). It describes the functions, their Inputs/Outputs, function actions and flows between them.
 Recommended Implementation: SysML Activity Diagram, SysML Block Definition Diagram.

Commented [KG168]: [UAF12-33](#)

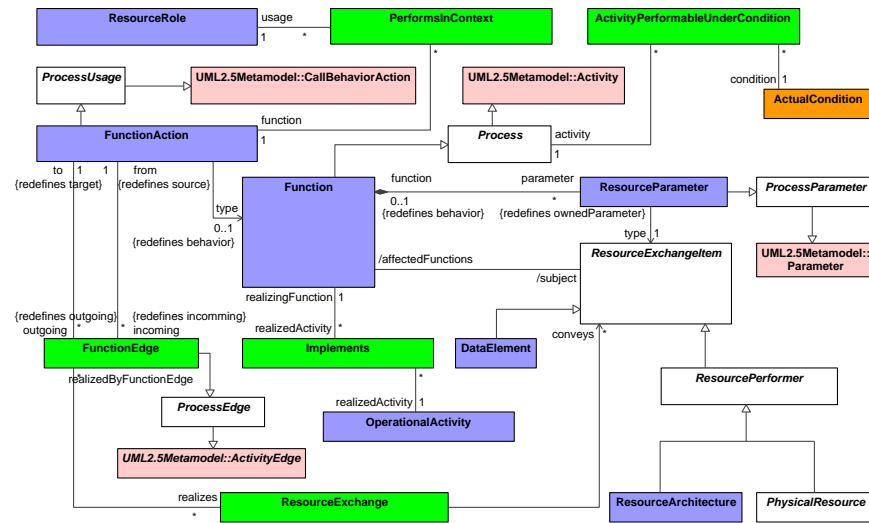
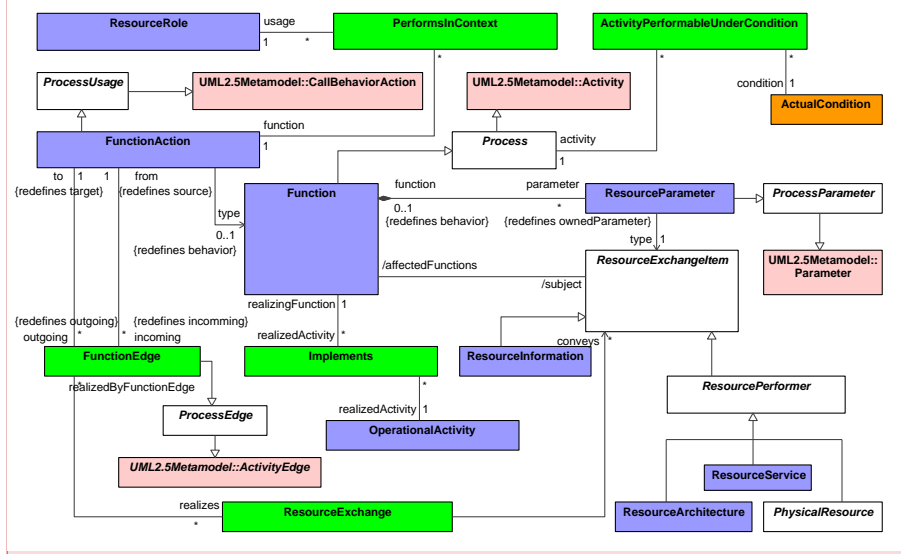


Figure 8:44 - Resources Processes

Elements

- [ActivityPerformableUnderCondition](#)
- [ActualCondition](#)

Unified Architecture Framework (UAF) Domain Metamodel Version 1.24

- [Function](#)
- [FunctionAction](#)
- [FunctionEdge](#)
- [Implements](#)
- [OperationalActivity](#)
- [PerformsInContext](#)
- [PhysicalResource](#)
- [Process](#)
- [ProcessEdge](#)
- [ProcessParameter](#)
- [ProcessUsage](#)
- [ResourceArchitecture](#)
- [ResourceExchange](#)
- [ResourceExchangeItem](#)
- [ResourceInformation](#)
- [ResourceParameter](#)
- [ResourcePerformer](#)
- [ResourceRole](#)
- [ResourceService](#)
- [UML2.5Metamodel::Activity](#)
- [UML2.5Metamodel::ActivityEdge](#)
- [UML2.5Metamodel::CallBehaviorAction](#)
- [UML2.5Metamodel::Parameter](#)
- ~~[ActivityPerformableUnderCondition](#)~~
- ~~[ActualCondition](#)~~
- ~~[DataElement](#)~~
- ~~[Function](#)~~
- ~~[FunctionAction](#)~~
- ~~[FunctionEdge](#)~~
- ~~[Implements](#)~~
- ~~[OperationalActivity](#)~~
- ~~[PerformsInContext](#)~~
- ~~[PhysicalResource](#)~~
- ~~[Process](#)~~
- ~~[ProcessEdge](#)~~
- ~~[ProcessParameter](#)~~
- ~~[ProcessUsage](#)~~
- ~~[ResourceArchitecture](#)~~
- ~~[ResourceExchange](#)~~
- ~~[ResourceExchangeItem](#)~~
- ~~[ResourceParameter](#)~~
- ~~[ResourcePerformer](#)~~
- ~~[ResourceRole](#)~~
- ~~[UML2.5Metamodel::Activity](#)~~
- ~~[UML2.5Metamodel::ActivityEdge](#)~~
- ~~[UML2.5Metamodel::CallBehaviorAction](#)~~
- ~~[UML2.5Metamodel::Parameter](#)~~

Commented [KG169]: [UAF12-33](#)

View Specifications::Resources::Processes::Resources Processes BPMN Semantics

Stakeholders: Solution Providers, IT Architects.

Concerns: captures activity based behavior and flows using BPMN.

Definition: describes the functions that are normally conducted in the course of implementing operational activity(ies) in support of capability(ies). It describes the functions, their Inputs/Outputs, function actions and flows between them using Unified Architecture Framework (UAF) Domain Metamodel Version 1.24 -

BPMN.
Recommended Implementation: BPMN Process Diagram.

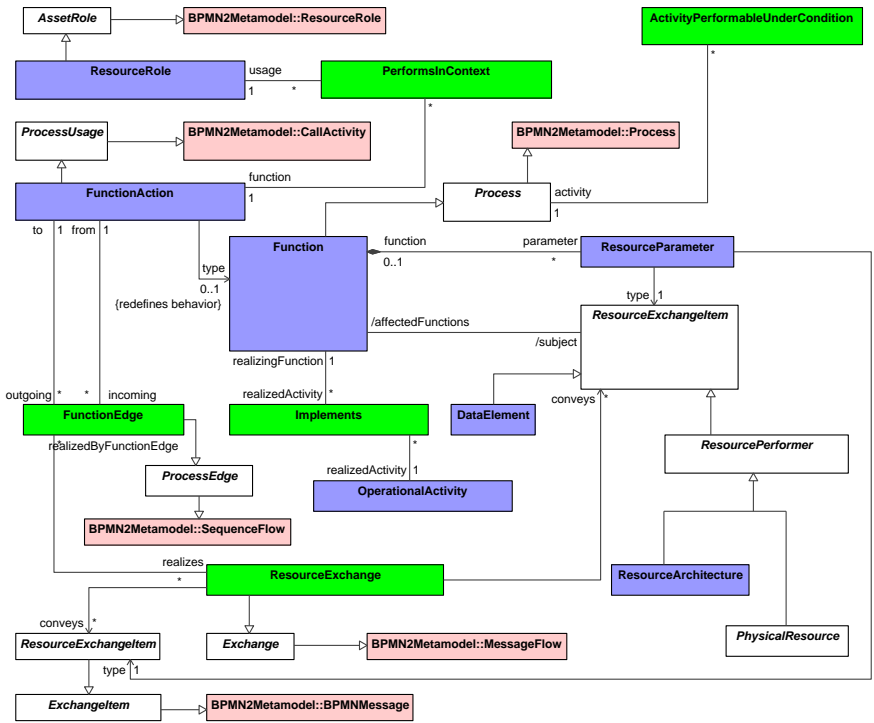


Figure 8:45 - Resources Processes BPMN Semantics Elements

- [ActivityPerformableUnderCondition](#)
- [AssetRole](#)
- [BPMN2Metamodel::BPMNMessage](#)
- [BPMN2Metamodel::CallActivity](#)
- [BPMN2Metamodel::MessageFlow](#)
- [BPMN2Metamodel::Process](#)
- [BPMN2Metamodel::ResourceRole](#)
- [BPMN2Metamodel::SequenceFlow](#)
- [Exchange](#)
- [ExchangeItem](#)
- [Function](#)
- [FunctionAction](#)
- [FunctionEdge](#)
- [Implements](#)
- [OperationalActivity](#)
- [PerformsInContext](#)
- [PhysicalResource](#)
- [Process](#)
- [ProcessEdge](#)

- [ProcessUsage](#)
- [ResourceArchitecture](#)
- [ResourceExchange](#)
- [ResourceExchangeItem](#)
- [ResourceInformation](#)
- [ResourceParameter](#)
- [ResourcePerformer](#)
- [ResourceRole](#)
- [ActivityPerformableUnderCondition](#)
- [AssetRole](#)
- [BPMN2Metamodel::BPMNMessage](#)
- [BPMN2Metamodel::CallActivity](#)
- [BPMN2Metamodel::MessageFlow](#)
- [BPMN2Metamodel::Process](#)
- [BPMN2Metamodel::ResourceRole](#)
- [BPMN2Metamodel::SequenceFlow](#)
- [DataElement](#)
- [Exchange](#)
- [ExchangeItem](#)
- [Function](#)
- [FunctionAction](#)
- [FunctionEdge](#)
- [Implements](#)
- [OperationalActivity](#)
- [PerformsInContext](#)
- [PhysicalResource](#)
- [Process](#)
- [ProcessEdge](#)
- [ProcessUsage](#)
- [ResourceArchitecture](#)
- [ResourceExchange](#)
- [ResourceExchangeItem](#)
- [ResourceParameter](#)
- [ResourcePerformer](#)
- [ResourceRole](#)

Commented [KG171]: [UAF12-33](#)

View Specifications::Resources::States

Contains the diagrams that document the Resources States [View SpecificationViewpoint](#)

Commented [KG172]: [UAF12-41](#)

View Specifications::Resources::States::Resources States

Stakeholders: Systems Engineers, Software Engineers.

Concerns: capture state-based behavior of a resource.

Definition: it is a graphical representation of states of a resource and how that resource responds to various events and actions.

Recommended Implementation: SysML State Machine Diagram.

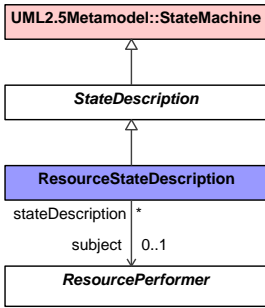


Figure 8:46 - Resources States

Elements

- [ResourcePerformer](#)
- [ResourceStateDescription](#)
- [StateDescription](#)
- UML2.5Metamodel::StateMachine

View Specifications::Resources:: ~~Sequences~~ ~~Interaction~~ ~~Scenarios~~

Contains the diagrams that document the Resources ~~Sequences~~ ~~Interaction~~ ~~Scenarios~~ ~~View Specification~~ ~~Viewpoint~~

View Specifications::Resources:: ~~Interaction~~ ~~Scenarios~~ ~~Sequences~~::Resources ~~Sequences~~ ~~Interaction~~ ~~Scenarios~~

Stakeholders: Software Engineers, Systems Engineers.

Concerns: interactions between resources (roles).

Definition: provides a time-ordered examination of the interactions between resources.

Recommended Implementation: SysML Sequence Diagram.

Commented [KG173]: [UAF12-59](#)

Commented [KG174]: [UAF12-59](#)

Commented [KG175]: [UAF12-41](#)

Commented [KG176]: [UAF12-59](#)

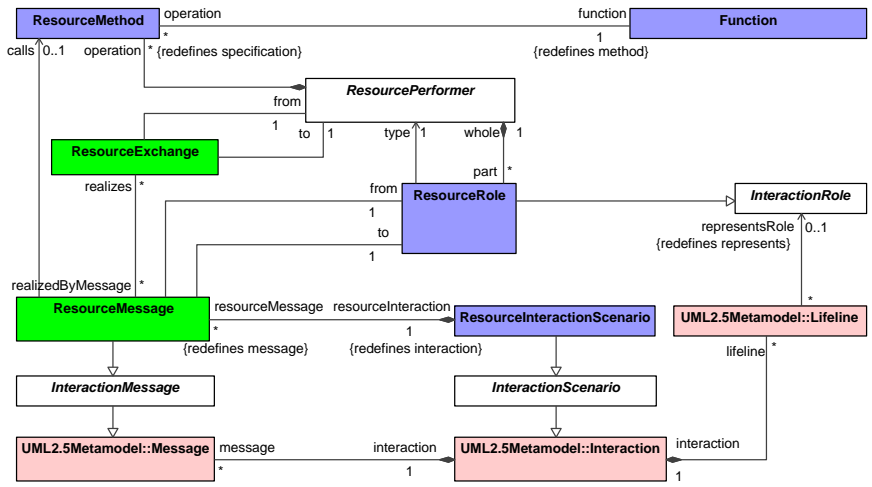


Figure 8:47 - Resources Sequences Interaction Scenarios Elements

Commented [KG177]: UAF12-59

- [Function](#)
- [InteractionMessage](#)
- [InteractionRole](#)
- [InteractionScenario](#)
- [ResourceExchange](#)
- [ResourceInteractionScenario](#)
- [ResourceMessage](#)
- [ResourceMethod](#)
- [ResourcePerformer](#)
- [ResourceRole](#)
- UML2.5Metamodel::Interaction
- UML2.5Metamodel::Lifeline
- UML2.5Metamodel::Message

View Specifications::Resources::Constraints

Contains the diagrams that document the Resources Constraints [View Specification Viewpoint](#)

Commented [KG178]: UAF12-41

View Specifications::Resources::Constraints::Resources Constraints

Stakeholders: Systems Engineers, IT Architects, Solution Providers, Implementers.
 Concerns: define limitations, constraints and performance parameters for resources, their interactions, performed functions, and data.
 Definition: specifies traditional textual rules/non-functional requirements that are constraints on resources, their interactions, performed functions, and data. The addition of SysML parametrics provide a computational means of defining resource constraints within a specific context.
 Recommended Implementation: tabular format, SysML Block Definition Diagram, SysML Parametric Diagram, OCL.

Commented [KG179]: [UAF12-33](#)

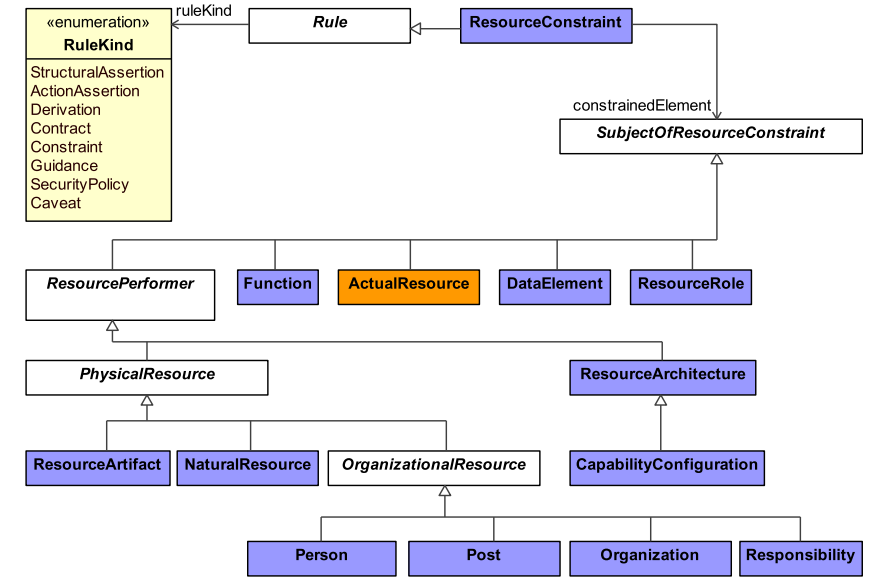
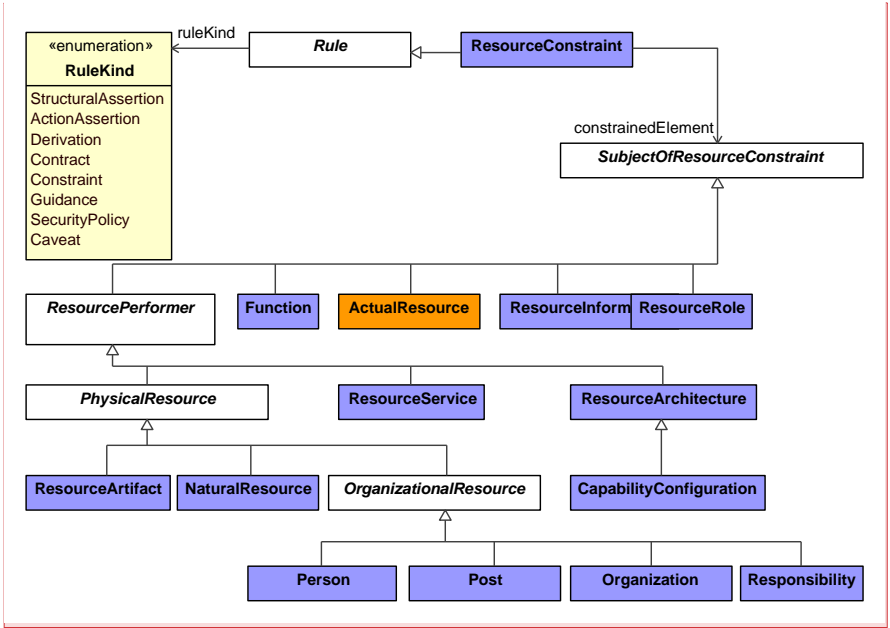


Figure 8:48 - Resources Constraints

Elements

- [ActualResource](#)
- [CapabilityConfiguration](#)
- [Function](#)
- [NaturalResource](#)
- [Organization](#)
- [OrganizationalResource](#)
- [Person](#)
- [PhysicalResource](#)
- [Post](#)
- [ResourceArchitecture](#)
- [ResourceArtifact](#)
- [ResourceConstraint](#)
- [ResourceInformation](#)
- [ResourcePerformer](#)
- [ResourceRole](#)
- [ResourceService](#)
- [Responsibility](#)
- [Rule](#)
- [SubjectOfResourceConstraint](#)
- ~~[ActualResource](#)~~
- ~~[CapabilityConfiguration](#)~~
- ~~[DataElement](#)~~
- ~~[Function](#)~~
- ~~[NaturalResource](#)~~
- ~~[Organization](#)~~
- ~~[OrganizationalResource](#)~~
- ~~[Person](#)~~
- ~~[PhysicalResource](#)~~
- ~~[Post](#)~~
- ~~[ResourceArchitecture](#)~~
- ~~[ResourceArtifact](#)~~
- ~~[ResourceConstraint](#)~~
- ~~[ResourcePerformer](#)~~
- ~~[ResourceRole](#)~~
- ~~[Responsibility](#)~~
- ~~[Rule](#)~~
- ~~[SubjectOfResourceConstraint](#)~~

Commented [KG180]: [UAF12-33](#)

View Specifications::Resources::Roadmap

Contains the diagrams that document the Resources Roadmap [View ~~SpecificationViewpoint~~](#)

Commented [KG181]: [UAF12-41](#)

View Specifications::Resources::Roadmap::Resources Roadmap: Evolution

Stakeholders: Systems Engineers, IT Architects, Solution Providers, Implements.

Concerns: resource structure changes over time.

Definition: provides an overview of how a resource structure changes over time. It shows the structure of several resources mapped against a timeline.

Recommended Implementation: timeline, SysML Block Definition Diagram, SysML Internal Block Diagram.

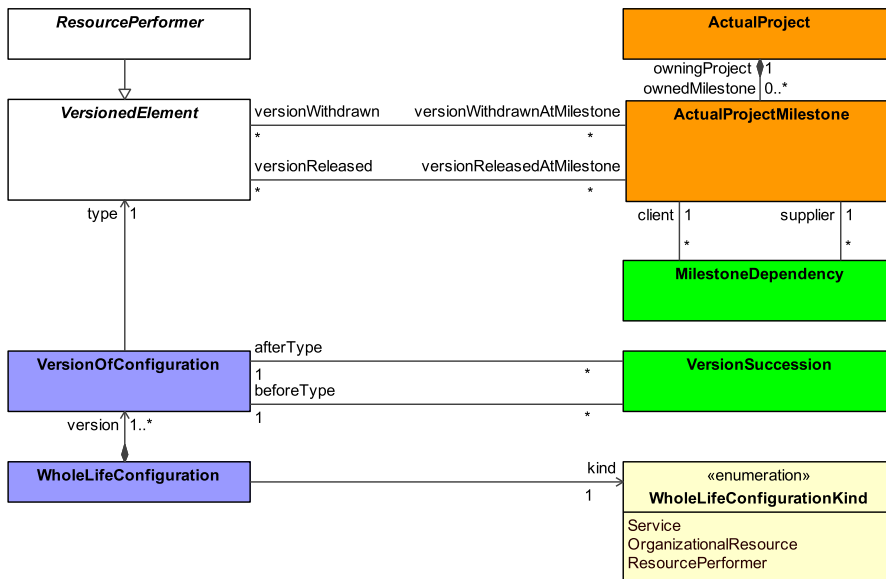


Figure 8:49 - Resources Roadmap: Evolution

Elements

- [ActualProject](#)
- [ActualProjectMilestone](#)
- [MilestoneDependency](#)
- [ResourcePerformer](#)
- [VersionedElement](#)
- [VersionOfConfiguration](#)
- [VersionSuccession](#)
- [WholeLifeConfiguration](#)

View Specifications::Resources::Roadmap::Resources Roadmap: Forecast

Stakeholders: Solution Providers, Systems Engineers, IT Architects.

Concerns: technology forecast.

Definition: defines the underlying current and expected supporting technologies. Expected supporting technologies are those that can be reasonably forecast given the current state of technology, and expected improvements / trends.

Recommended Implementation: timeline, tabular format, SysML Block Definition Diagram.

Commented [KG182]: UAF12-15

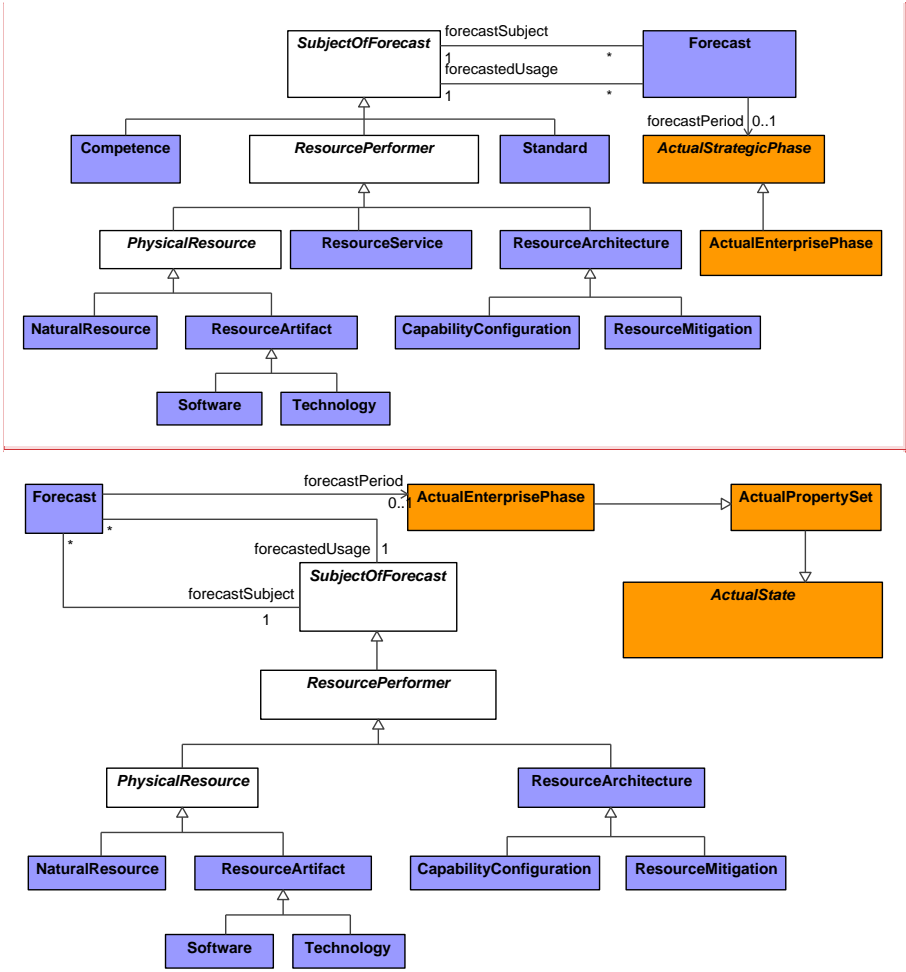


Figure 8:50 - Resources Roadmap: Forecast Elements

- [ActualEnterprisePhase](#)
- [ActualStrategicPhase](#)
- [CapabilityConfiguration](#)
- [Competence](#)
- [Forecast](#)
- [NaturalResource](#)
- [PhysicalResource](#)
- [ResourceArchitecture](#)
- [ResourceArtifact](#)

- [ResourceMitigation](#)
- [ResourcePerformer](#)
- [ResourceService](#)
- [Software](#)
- [Standard](#)
- [SubjectOfForecast](#)
- [Technology](#)
- [ActualEnterprisePhase](#)
- [ActualPropertySet](#)
- [ActualState](#)
- [CapabilityConfiguration](#)
- [Forecast](#)
- [NaturalResource](#)
- [PhysicalResource](#)
- [ResourceArchitecture](#)
- [ResourceArtifact](#)
- [ResourceMitigation](#)
- [ResourcePerformer](#)
- [Software](#)
- [SubjectOfForecast](#)
- [Technology](#)

Commented [KG183]: [UAF12-15](#)

View Specifications::Resources::Traceability

Contains the diagrams that document the Resources Traceability [View SpecificationViewpoint](#).

Commented [KG184]: [UAF12-41](#)

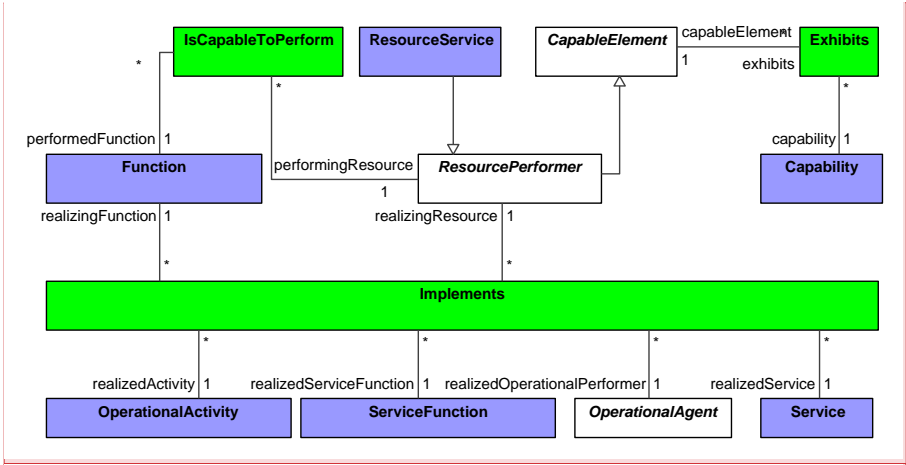
View Specifications::Resources::Traceability::Resources Traceability

Stakeholders: Systems Engineers, Enterprise Architects, Solution Providers, Business Architects.

Concerns: traceability between operational activities and functions that implements them.

Definition: depicts the mapping of functions to operational activities and thus identifies the transformation of an operational need into a purposeful function performed by a resource or solution.

Recommended Implementation: Matrix format, SysML Block Definition Diagram.



Commented [KG185]: UAF12-15

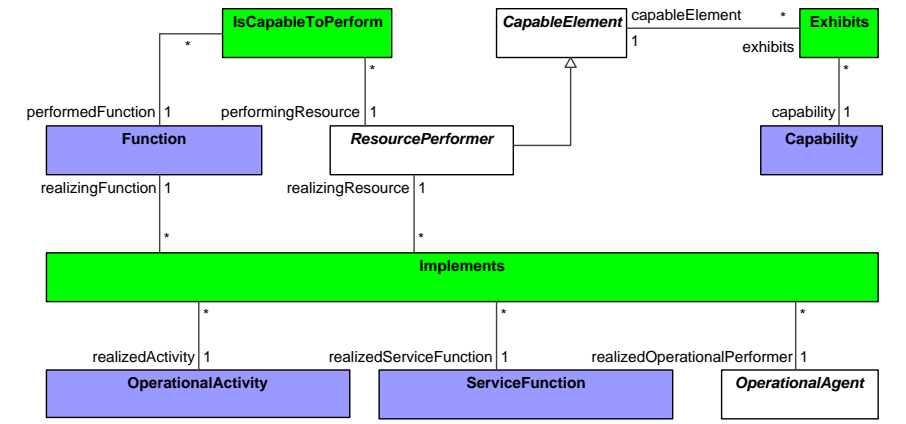


Figure 8:51 - Resources Traceability Elements

- [Capability](#)
- [CapableElement](#)
- [Exhibits](#)
- [Function](#)
- [Implements](#)
- [IsCapableToPerform](#)
- [OperationalActivity](#)
- [OperationalAgent](#)
- [ResourcePerformer](#)
- [ResourceService](#)
- [Service](#)
- [ServiceFunction](#)

Commented [KG186]: UAF12-15

- [Capability](#)
- [CapableElement](#)
- [Exhibits](#)
- [Function](#)
- [Implements](#)
- [IsCapableToPerform](#)
- [OperationalActivity](#)
- [OperationalAgent](#)
- [ResourcePerformer](#)
- [ServiceFunction](#)

8.1.398.1.8 View Specifications::Security

Stakeholders: Security Architects, Security Engineers, Systems Engineers, Operational Architects.
 Concerns: addresses the security constraints and information assurance attributes that exist on exchanges between resources and OperationalPerformers
 Definition: illustrates the security assets, security constraints, security controls, families, and measures required to address specific security concerns.

View Specifications::Security::Motivation

Contains the diagrams that document the Security Motivation View Specification.

Commented [KG187]: UAF12-33

View Specifications::Security::Motivation::Security Controls

Stakeholders: Security Architects, Security Engineers, Risk Analysts.

Concerns: security controls, security control families, and overlays.

Definition: identifies security controls to mitigate against the security risks.

Recommended Implementation: tabular or Matrix format, SysML Block Definition Diagram.

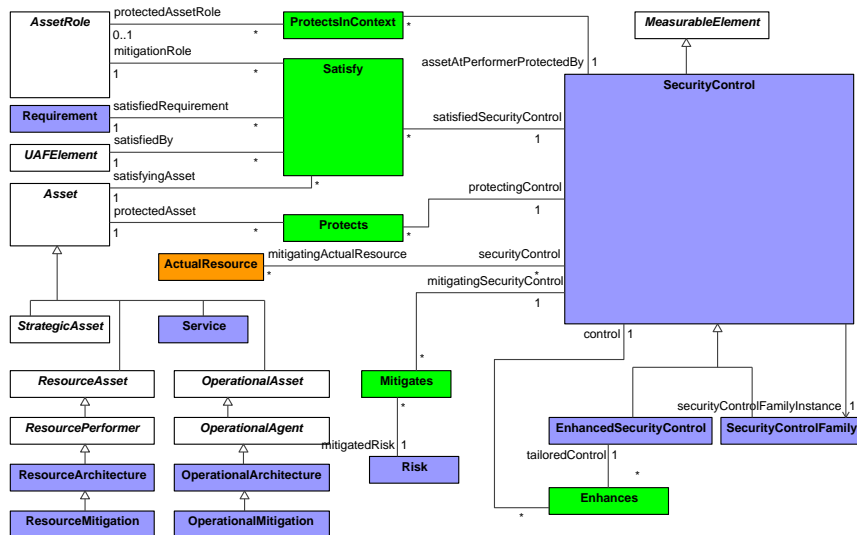


Figure 8:66 - Security Controls

Elements

Unified Architecture Framework (UAF) Domain Metamodel Version 1.24

- [ActualResource](#)
- [Asset](#)
- [AssetRole](#)
- [EnhancedSecurityControl](#)
- [Enhances](#)
- [MeasurableElement](#)
- [Mitigates](#)
- [OperationalAgent](#)
- [OperationalArchitecture](#)
- [OperationalAsset](#)
- [OperationalMitigation](#)
- [Protects](#)
- [ProtectsInContext](#)
- [Requirement](#)
- [ResourceArchitecture](#)
- [ResourceAsset](#)
- [ResourceMitigation](#)
- [ResourcePerformer](#)
- [Risk](#)
- [Satisfy](#)
- [SecurityControl](#)
- [SecurityControlFamily](#)
- [Service](#)
- [StrategicAsset](#)
- [UAFElement](#)

View Specifications::Security::Taxonomy

Contains the diagrams that document the Security Taxonomy [View](#) [SpecificationViewpoint](#).

Commented [KG188]: [UAF12-41](#)

View Specifications::Security::Taxonomy::Security Taxonomy

Stakeholders: Security Architects, Security Engineers.

Concerns: Security assets and security enclaves.

Definition: Defines the hierarchy of security assets and asset owners that are available to implement security, security constraints (policy, guidance, laws and regulations) and details where they are located (security enclaves).

Recommended Implementation: tabular format, SysML Block Definition Diagram.

Commented [KG189]: [UAF12-33](#)

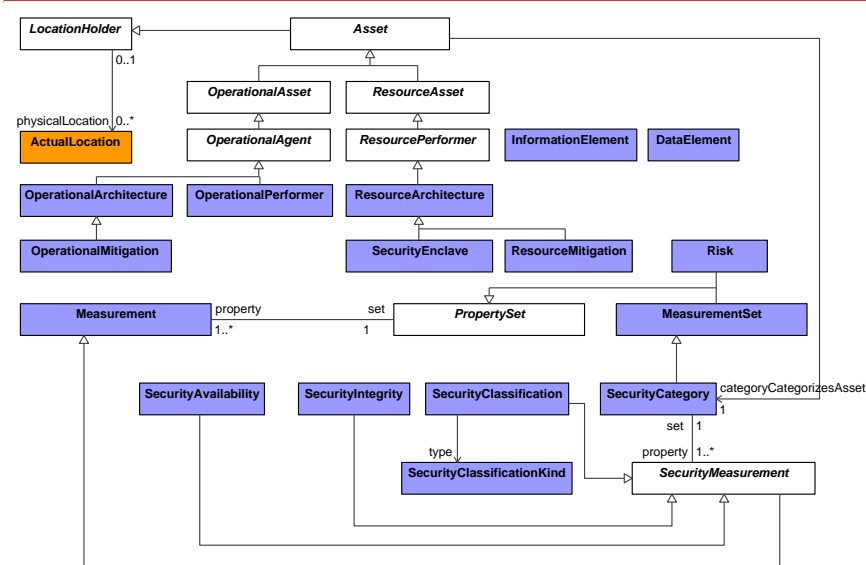
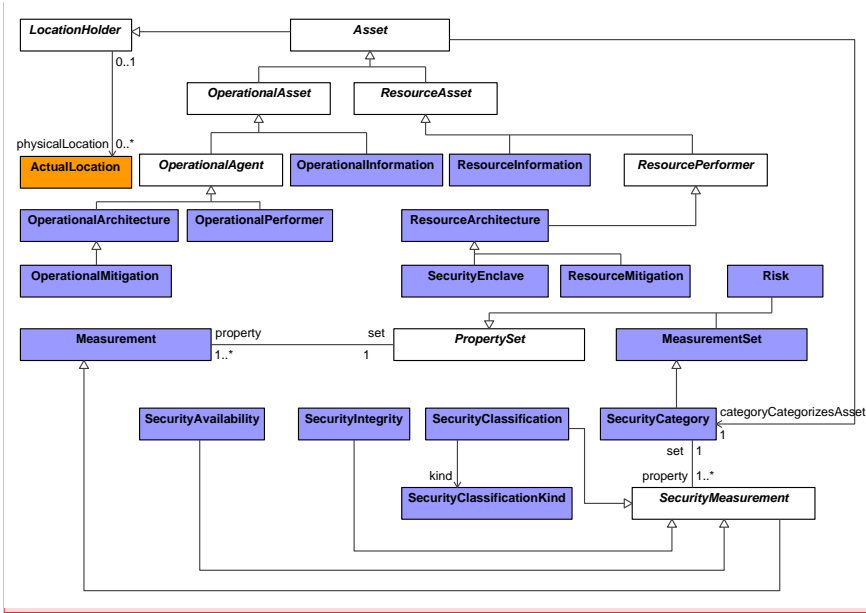


Figure 8:52 - Security Taxonomy Elements

- [ActualLocation](#)
- [Asset](#)
- [LocationHolder](#)
- [Measurement](#)
- [MeasurementSet](#)
- [OperationalAgent](#)
- [OperationalArchitecture](#)
- [OperationalAsset](#)
- [OperationalInformation](#)
- [OperationalMitigation](#)
- [OperationalPerformer](#)
- [PropertySet](#)
- [ResourceArchitecture](#)
- [ResourceAsset](#)
- [ResourceInformation](#)
- [ResourceMitigation](#)
- [ResourcePerformer](#)
- [Risk](#)
- [SecurityAvailability](#)
- [SecurityCategory](#)
- [SecurityClassification](#)
- [SecurityClassificationKind](#)
- [SecurityEnclave](#)
- [SecurityIntegrity](#)
- [SecurityMeasurement](#)

Commented [KG190]: [UAF12-33](#)

- ~~[ActualLocation](#)~~
- ~~[Asset](#)~~
- ~~[DataElement](#)~~
- ~~[InformationElement](#)~~
- ~~[LocationHolder](#)~~
- ~~[Measurement](#)~~
- ~~[MeasurementSet](#)~~
- ~~[OperationalAgent](#)~~
- ~~[OperationalArchitecture](#)~~
- ~~[OperationalAsset](#)~~
- ~~[OperationalMitigation](#)~~
- ~~[OperationalPerformer](#)~~
- ~~[PropertySet](#)~~
- ~~[ResourceArchitecture](#)~~
- ~~[ResourceAsset](#)~~
- ~~[ResourceMitigation](#)~~
- ~~[ResourcePerformer](#)~~
- ~~[Risk](#)~~
- ~~[SecurityAvailability](#)~~
- ~~[SecurityCategory](#)~~
- ~~[SecurityClassification](#)~~
- ~~[SecurityClassificationKind](#)~~
- ~~[SecurityEnclave](#)~~
- ~~[SecurityIntegrity](#)~~
- ~~[SecurityMeasurement](#)~~

View Specifications::Security::Structure

Contains the diagrams that document the Security Structure [View Specification Viewpoint](#).
 Unified Architecture Framework (UAF) Domain Metamodel Version 1.24 -

Commented [KG191]: [UAF12-41](#)

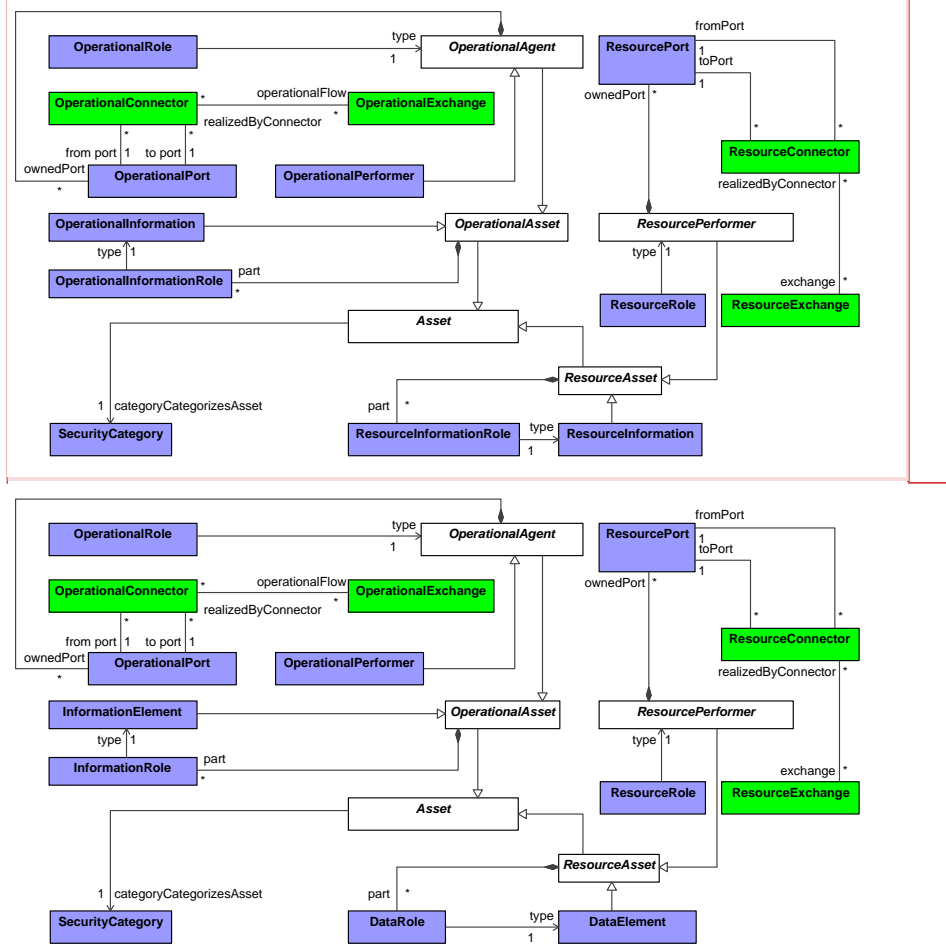
View Specifications::Security::Structure::Security Structure

Stakeholders: Security Architects, Security Engineers.

Concerns: The structure of security information and where it is used at the operational and resource level.

Definition: Captures the allocation of assets (operational and resource, information and data) across the security enclaves, shows applicable security controls necessary to protect organizations, systems and information during processing, while in storage (bdd), and during transmission (flows on an ibd). This view also captures Asset Aggregation and allocates the usage of the aggregated information at a location through the use of the SecurityProperty.

Recommended Implementation: SysML Internal Block Diagram, SysML Block Definition Diagram.



Commented [KG192]: [UAF12-33](#)

Figure 8:53 - Security Structure

Elements

- [Asset](#)
- [OperationalAgent](#)

- [OperationalAsset](#)
- [OperationalConnector](#)
- [OperationalExchange](#)
- [OperationalInformation](#)
- [OperationalInformationRole](#)
- [OperationalPerformer](#)
- [OperationalPort](#)
- [OperationalRole](#)
- [ResourceAsset](#)
- [ResourceConnector](#)
- [ResourceExchange](#)
- [ResourceInformation](#)
- [ResourceInformationRole](#)
- [ResourcePerformer](#)
- [ResourcePort](#)
- [ResourceRole](#)
- [SecurityCategory](#)
- ~~[Asset](#)~~
- ~~[DataElement](#)~~
- ~~[DataRole](#)~~
- ~~[InformationElement](#)~~
- ~~[InformationRole](#)~~
- ~~[OperationalAgent](#)~~
- ~~[OperationalAsset](#)~~
- ~~[OperationalConnector](#)~~
- ~~[OperationalExchange](#)~~
- ~~[OperationalPerformer](#)~~
- ~~[OperationalPort](#)~~
- ~~[OperationalRole](#)~~
- ~~[ResourceAsset](#)~~
- ~~[ResourceConnector](#)~~
- ~~[ResourceExchange](#)~~
- ~~[ResourcePerformer](#)~~
- ~~[ResourcePort](#)~~
- ~~[ResourceRole](#)~~
- ~~[SecurityCategory](#)~~

Commented [KG193]: [UAF12-33](#)

View Specifications::Security::Connectivity

Contains the diagrams that document the Security Connectivity [View Specification](#)~~[Viewpoint](#)~~.

Commented [KG194]: [UAF12-41](#)

View Specifications::Security::Connectivity::Security Connectivity

Stakeholders: Security Architects, Security Engineers.

Concerns: Addresses the security constraints and information assurance attributes that exist on exchanges across resources and across performers.

Definition: Lists security exchanges across security assets; the applicable security controls; and the security enclaves that house the producers and consumers of the exchanges. Measurements can optionally be included.

Recommended Implementation: SysML Internal Block Diagram, tabular format.

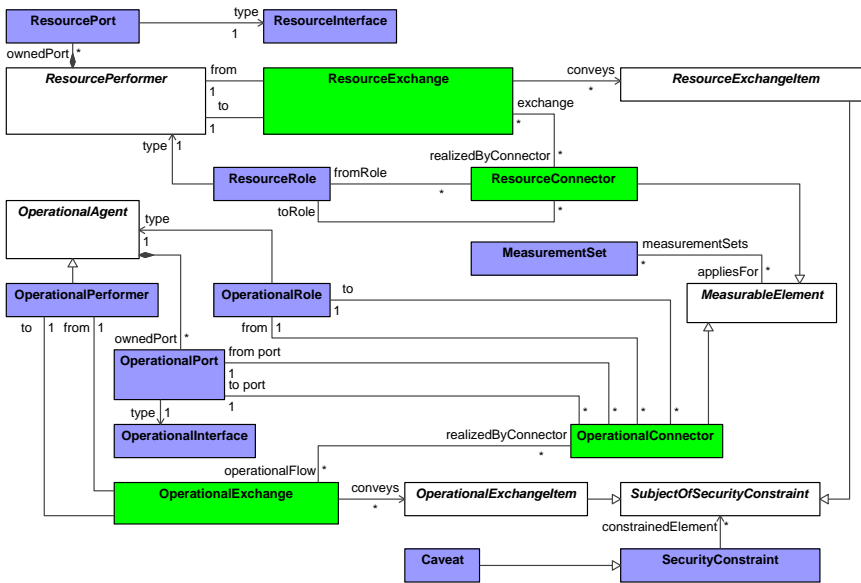


Figure 8:54 - Security Connectivity Elements

- [Caveat](#)
- [MeasurableElement](#)
- [MeasurementSet](#)
- [OperationalAgent](#)
- [OperationalConnector](#)
- [OperationalExchange](#)
- [OperationalExchangeItem](#)
- [OperationalInterface](#)
- [OperationalPerformer](#)
- [OperationalPort](#)
- [OperationalRole](#)
- [ResourceConnector](#)
- [ResourceExchange](#)
- [ResourceExchangeItem](#)
- [ResourceInterface](#)
- [ResourcePerformer](#)
- [ResourcePort](#)
- [ResourceRole](#)
- [SecurityConstraint](#)
- [SubjectOfSecurityConstraint](#)

View Specifications::Security::Processes

Contains the diagrams that document the Security Processes [View SpecificationViewpoint](#).

Commented [KG195]: [UAF12-41](#)

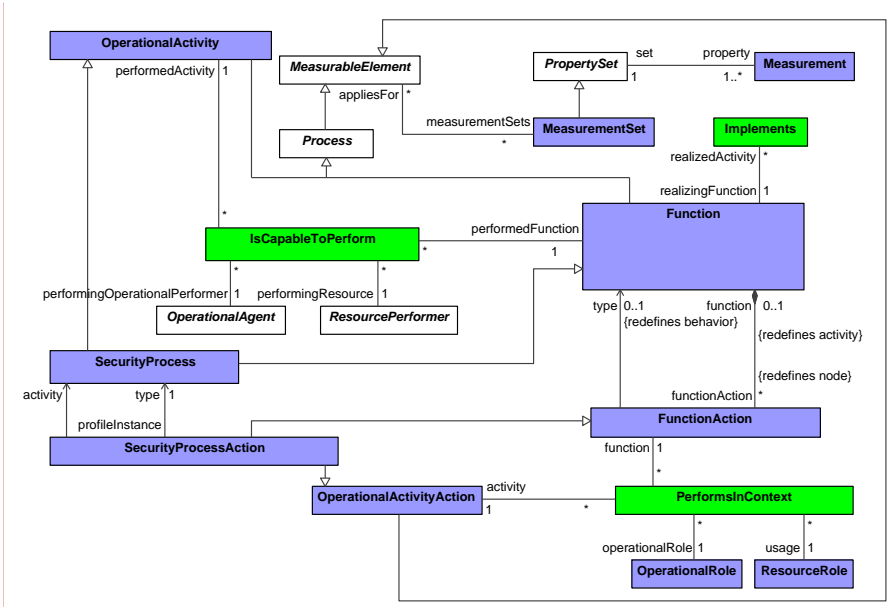
View Specifications::Security::Processes::Security Processes

Stakeholders: Security Architects, Security Engineers.

Concerns: The specification of the Security Control families, security controls, and measures required to address a specific security baseline.

Definition: Provides a set of Security Controls and any possible enhancements as applicable to assets. The activity diagram describes operational or resource level processes that apply (operational level) or implement (resource level) security controls/enhancements to assets located in enclaves and across enclaves. This Security Process view can be instantiated either as a variant of an activity/flow diagram or as a hierarchical work breakdown structure.

Recommended Implementation: SysML Activity Diagram, SysML Block Definition Diagram, BPMN Process Diagram as described in Operational Processes and Resources Processes sections.



Commented [KG196]: [UAF12-33](#)

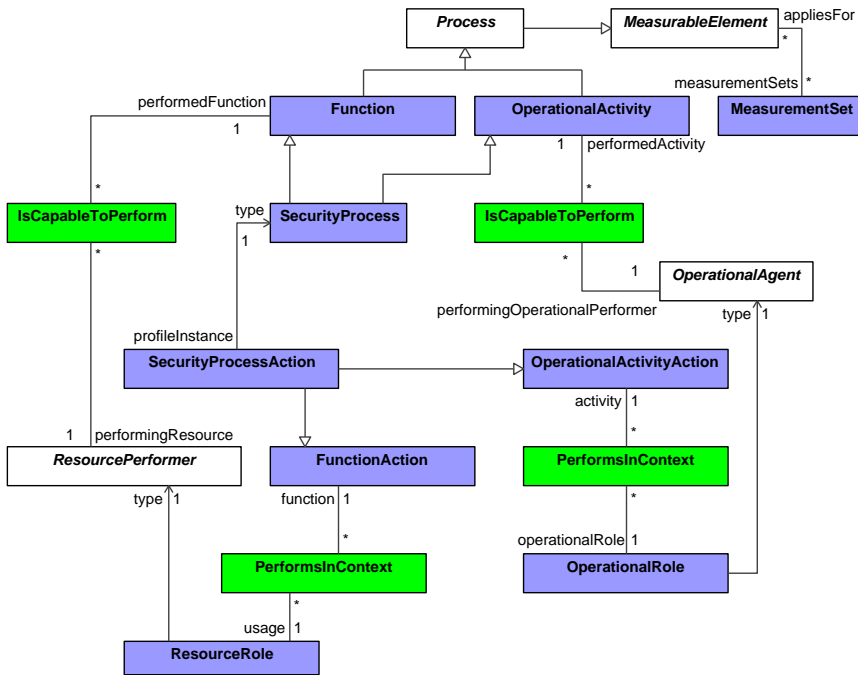


Figure 8:55 - Security Processes
Elements

- [Function](#)
- [FunctionAction](#)
- [Implements](#)
- [IsCapableToPerform](#)
- [MeasurableElement](#)
- [Measurement](#)
- [MeasurementSet](#)
- [OperationalActivity](#)
- [OperationalActivityAction](#)
- [OperationalAgent](#)
- [OperationalRole](#)
- [PerformsInContext](#)
- [Process](#)
- [PropertySet](#)
- [ResourcePerformer](#)
- [ResourceRole](#)
- [SecurityProcess](#)
- [SecurityProcessAction](#)
- [Function](#)
- [FunctionAction](#)

Commented [KG197]: [UAF12-33](#)

- [IsCapableToPerform](#)
- [MeasurableElement](#)
- [MeasurementSet](#)
- [OperationalActivity](#)
- [OperationalActivityAction](#)
- [OperationalAgent](#)
- [OperationalRole](#)
- [PerformsInContext](#)
- [Process](#)
- [ResourcePerformer](#)
- [ResourceRole](#)
- [SecurityProcess](#)
- [SecurityProcessAction](#)

View Specifications::Security::Constraints

Contains the diagrams that document the Security Constraints [View SpecificationViewpoint](#).

Commented [KG198]: [UAF12-41](#)

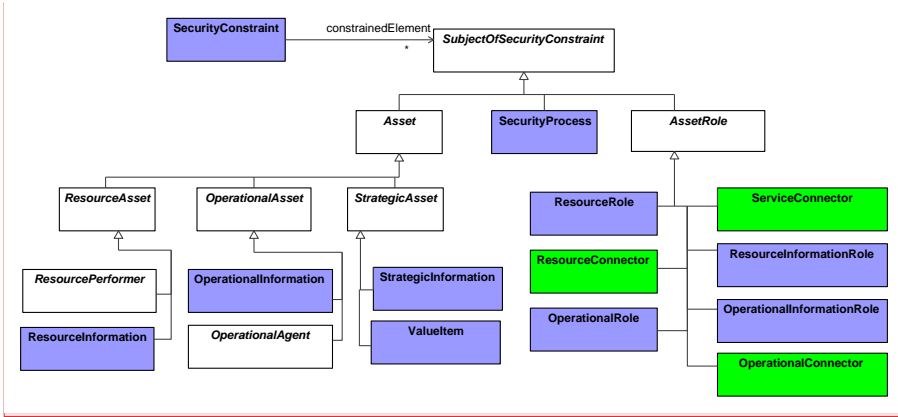
View Specifications::Security::Constraints::Security Constraints

Stakeholders: Security Architects, Security Engineers, Risk Analysts.

Concerns: (i) Security-related policy, guidance, laws and regulations as applicable to assets, (ii) threats, vulnerabilities, and risk assessments as applicable to assets.

Definition: (i) Specifies textual rules/non-functional requirements that are security constraints on resources, information and data (e.g. security-related in the form of rules (e.g. access control policy). A common way of representing access control policy is through the use of XACML (eXtensible Access Control Markup Language), it is expected that implementations of UAF allow users to link security constraints to external files represented in XACML. (ii) Identifies risks, specifies risk likelihood, impact, asset criticality, other measurements and enables risk assessment.

Recommended Implementation: tabular or Matrix format, SysML Block Definition Diagram, SysML Parametric Diagram, or OCL.



Commented [KG199]: [UAF12-51](#)
[UAF12-33](#)
[UAF12-5](#)

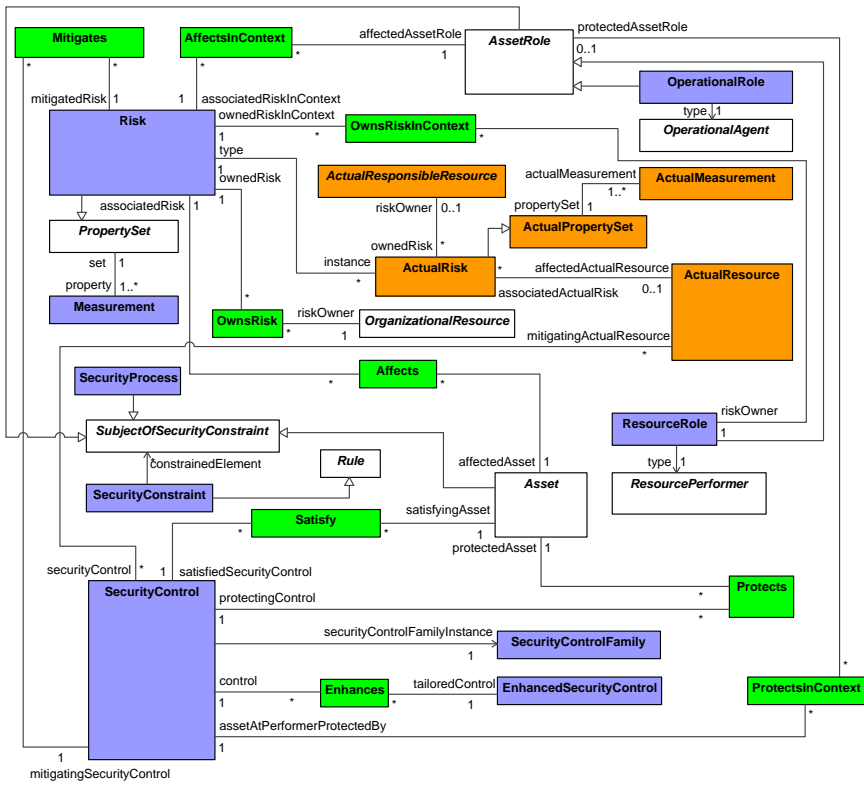


Figure 8:56 - Security Constraints

Unified Architecture Framework (UAF) Domain Metamodel Version 1.24

Elements

- ~~Asset~~
- ~~AssetRole~~
- ~~OperationalAgent~~
- ~~OperationalAsset~~
- ~~OperationalConnector~~
- ~~OperationalInformation~~
- ~~OperationalInformationRole~~
- ~~OperationalRole~~
- ~~ResourceAsset~~
- ~~ResourceConnector~~
- ~~ResourceInformation~~
- ~~ResourceInformationRole~~
- ~~ResourcePerformer~~
- ~~ResourceRole~~
- ~~SecurityConstraint~~
- ~~SecurityProcess~~
- ~~ServiceConnector~~
- ~~StrategicAsset~~
- ~~StrategicInformation~~
- ~~SubjectOfSecurityConstraint~~
- ~~ValueItem~~
- ~~ActualMeasurement~~
- ~~ActualPropertySet~~
- ~~ActualResource~~
- ~~ActualResponsibleResource~~
- ~~ActualRisk~~
- ~~Affects~~
- ~~AffectsInContext~~
- ~~Asset~~
- ~~AssetRole~~
- ~~EnhancedSecurityControl~~
- ~~Enhances~~
- ~~Measurement~~
- ~~Mitigates~~
- ~~OperationalAgent~~
- ~~OperationalRole~~
- ~~OrganizationalResource~~
- ~~OwnsRisk~~
- ~~OwnsRiskInContext~~
- ~~PropertySet~~
- ~~Protects~~
- ~~ProtectsInContext~~
- ~~ResourcePerformer~~
- ~~ResourceRole~~
- ~~Risk~~
- ~~Rule~~
- ~~Satisfy~~
- ~~SecurityConstraint~~
- ~~SecurityControl~~
- ~~SecurityControlFamily~~
- ~~SecurityProcess~~
- ~~SubjectOfSecurityConstraint~~

Commented [KG200]: [UAF12-51](#)
[UAF12-33](#)

View Specifications::Security::Traceability

Contains the diagrams that document the Security Traceability [View Specification Viewpoint](#).

Commented [KG201]: [UAF12-41](#)

View Specifications::Security::Traceability::Security Traceability

Stakeholders: Security Architects, Security Engineers, Risk Analysts.

Concerns: traceability between risk and risk owner, risk mitigations, and affected asset roles.

Definition: depicts the mapping of a risk to each of the following: risk owner, risk mitigations, and affected asset roles.

Recommended Implementation: Matrix format, SysML Block Definition Diagram.

Commented [KG202]: UAF12-51

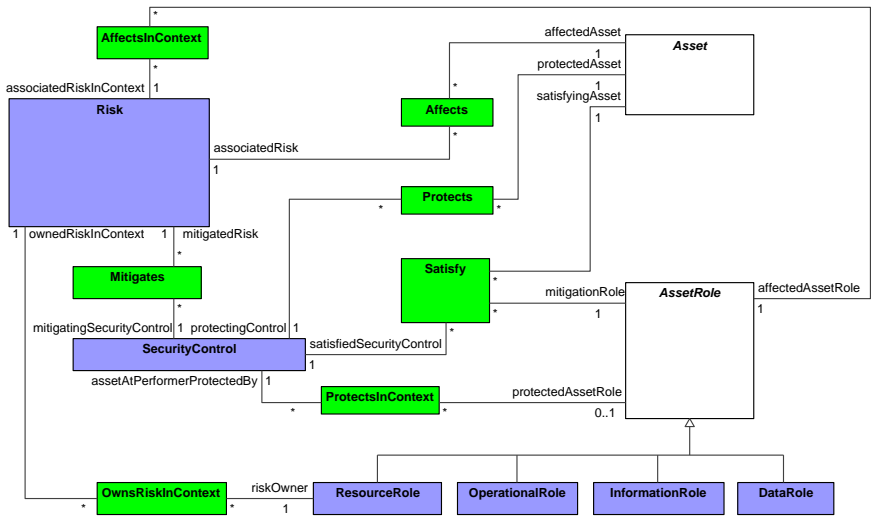
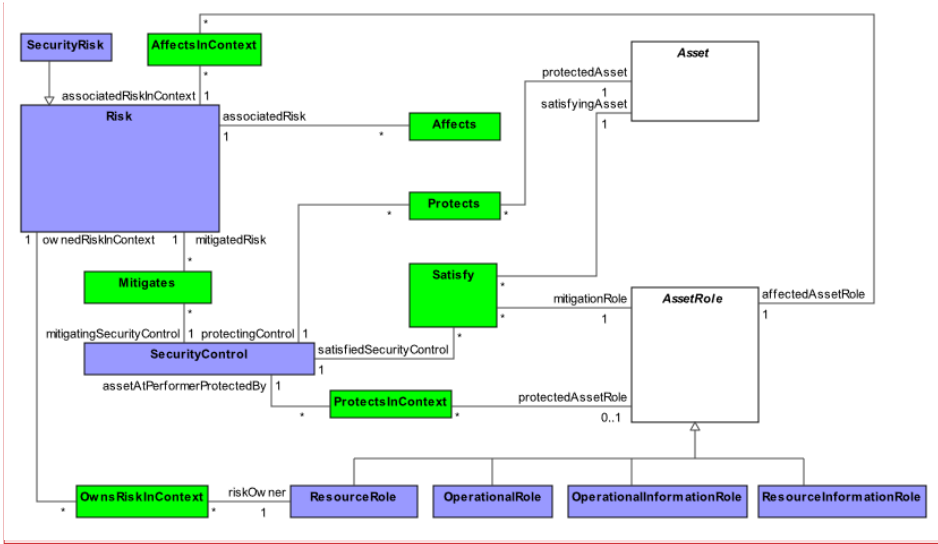


Figure 8:57 - Security Traceability Elements

- [Affects](#)
- [AffectsInContext](#)
- [Asset](#)
- [AssetRole](#)
- [Mitigates](#)

- ~~OperationalInformationRole~~
- ~~OperationalRole~~
- ~~OwnsRiskInContext~~
- ~~Protects~~
- ~~ProtectsInContext~~
- ~~ResourceInformationRole~~
- ~~ResourceRole~~
- ~~Risk~~
- ~~Satisfy~~
- ~~SecurityControl~~
- ~~Affects~~
- ~~AffectsInContext~~
- ~~Asset~~
- ~~AssetRole~~
- ~~DataRole~~
- ~~InformationRole~~
- ~~Mitigates~~
- ~~OperationalRole~~
- ~~OwnsRiskInContext~~
- ~~Protects~~
- ~~ProtectsInContext~~
- ~~ResourceRole~~
- ~~Risk~~
- ~~Satisfy~~
- ~~SecurityControl~~

Commented [KG203]: [UAF12-51](#)

8.1.558.1.9 View Specifications::Projects

Stakeholders: PMs, Project Portfolio Managers, Enterprise Architects.

Concerns: project portfolio, projects and project milestones.

Definition: describes projects and project milestones, how those projects deliver capabilities, the organizations contributing to the projects and dependencies between projects.

View Specifications::Projects::Taxonomy

Contains the diagrams that document the Project Taxonomy [View Specification Viewpoint](#).

Commented [KG204]: [UAF12-41](#)

View Specifications::Projects::Taxonomy::Project Taxonomy

Stakeholders: PMs, Project Portfolio Managers, Enterprise Architects. Concerns: types of projects and project milestones. Definition: shows the taxonomy of types of projects and project milestones. Recommended Implementation: SysML Block Definition Diagram.

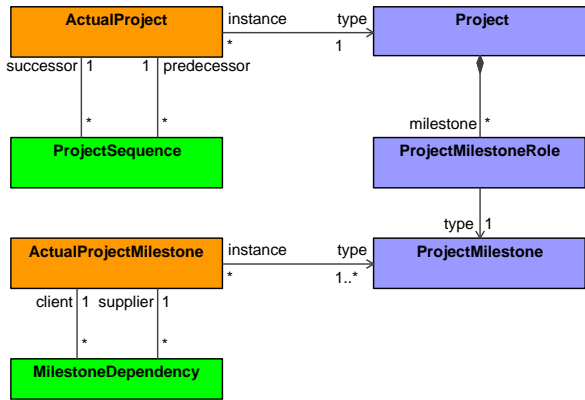


Figure 8:58 - Project Taxonomy
Elements

- [ActualProject](#)
- [ActualProjectMilestone](#)
- [MilestoneDependency](#)
- [Project](#)
- [ProjectMilestone](#)
- [ProjectMilestoneRole](#)
- [ProjectSequence](#)

View Specifications::Projects::Structure

Contains the diagrams that document the Project Structure [View Specification](#) [Viewpoint](#)

Commented [KG205]: [UAF12-41](#)

View Specifications::Projects::Structure::Project Structure

Stakeholders: PMs.
Concerns: relationships between types of projects and project milestones.
Definition: provides a template for an actual project(s) road map(s) to be implemented.
Recommended Implementation: SysML Block Definition Diagram.

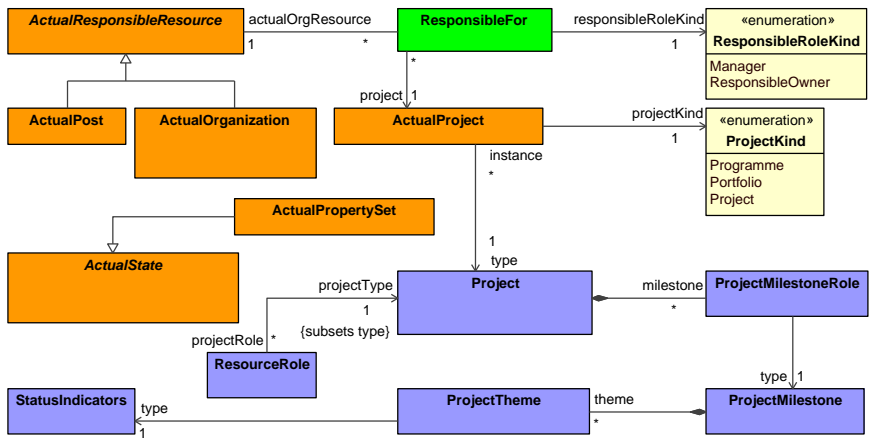


Figure 8:59 - Project Structure

Elements

- [ActualOrganization](#)
- [ActualPost](#)
- [ActualProject](#)
- [ActualPropertySet](#)
- [ActualResponsibleResource](#)
- [ActualState](#)
- [Project](#)
- [ProjectMilestone](#)
- [ProjectMilestoneRole](#)
- [ProjectTheme](#)
- [ResourceRole](#)
- [ResponsibleFor](#)
- [StatusIndicators](#)

View Specifications::Projects::Connectivity

Contains the diagrams that document the Project Connectivity [View Specification Viewpoint](#).

Commented [KG206]: [UAF12-41](#)

View Specifications::Projects::Connectivity::Project Connectivity

Stakeholders: PMs.

Concerns: relationships between projects and project milestones.

Definition: shows how projects and project milestones are related in sequence.

Recommended Implementation: SysML Block Definition Diagram.

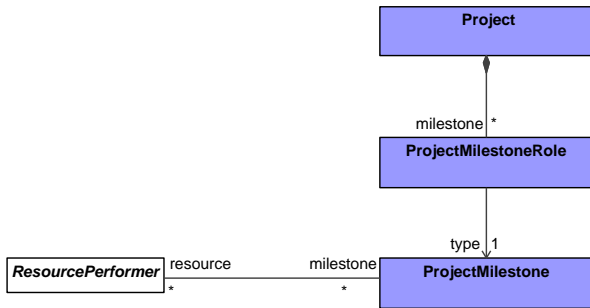


Figure 8:60 - Project Connectivity

Elements

- [Project](#)
- [ProjectMilestone](#)
- [ProjectMilestoneRole](#)
- [ResourcePerformer](#)

View Specifications::Projects::Processes

Contains the diagrams that document the Project Processes [View Specification](#) [Viewpoint](#).

Commented [KG207]: [UAF12-41](#)

View Specifications::Projects::Processes::Project Processes

Stakeholders: PMs.

Concerns: captures project tasks (ProjectActivities) and flows between them.

Definition: describes the ProjectActivities that are normally conducted in the course of projects to support capability(ies) and implement resources. It describes the ProjectActivities, their Inputs/Outputs, ProjectActivityActions and flows between them.

Recommended Implementation: SysML Activity Diagram, SysML Block Definition Diagram, BPMN Process Diagram as described in Resources Processes section.

Commented [KG208]: UAF12-33

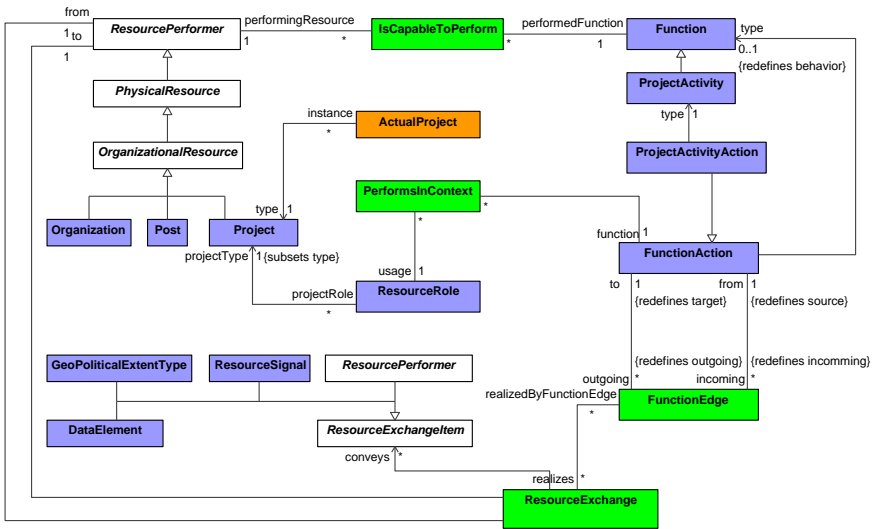
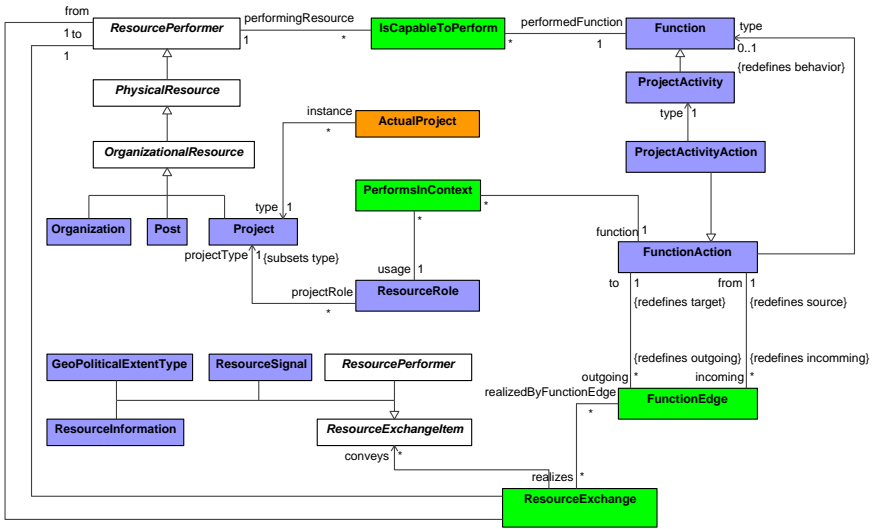


Figure 8:61 - Project Processes

Elements

- ActualProject
- Function
- FunctionAction

- [FunctionEdge](#)
- [GeoPoliticalExtentType](#)
- [IsCapableToPerform](#)
- [Organization](#)
- [OrganizationalResource](#)
- [PerformsInContext](#)
- [PhysicalResource](#)
- [Post](#)
- [Project](#)
- [ProjectActivity](#)
- [ProjectActivityAction](#)
- [ResourceExchange](#)
- [ResourceExchangeItem](#)
- [ResourceInformation](#)
- [ResourcePerformer](#)
- [ResourceRole](#)
- [ResourceSignal](#)
- ~~[ActualProject](#)~~
- ~~[DataElement](#)~~
- ~~[Function](#)~~
- ~~[FunctionAction](#)~~
- ~~[FunctionEdge](#)~~
- ~~[GeoPoliticalExtentType](#)~~
- ~~[IsCapableToPerform](#)~~
- ~~[Organization](#)~~
- ~~[OrganizationalResource](#)~~
- ~~[PerformsInContext](#)~~
- ~~[PhysicalResource](#)~~
- ~~[Post](#)~~
- ~~[Project](#)~~
- ~~[ProjectActivity](#)~~
- ~~[ProjectActivityAction](#)~~
- ~~[ResourceExchange](#)~~
- ~~[ResourceExchangeItem](#)~~
- ~~[ResourcePerformer](#)~~
- ~~[ResourceRole](#)~~
- ~~[ResourceSignal](#)~~

Commented [KG209]: [UAF12-33](#)

View Specifications::Projects::Roadmap

Contains the diagrams that document the Project Roadmap [View Specification](#)[Viewpoint](#).

Commented [KG210]: [UAF12-41](#)

View Specifications::Projects::Roadmap::Project Roadmap

Stakeholders: PMs, Capability Owners, Solution Providers, Enterprise Architects.

Concerns: the product portfolio management; a planning of capability delivery.

Definition: provides a timeline perspective on programs or projects

Recommended Implementation: timeline, tabular format, SysML Block Definition Diagram.

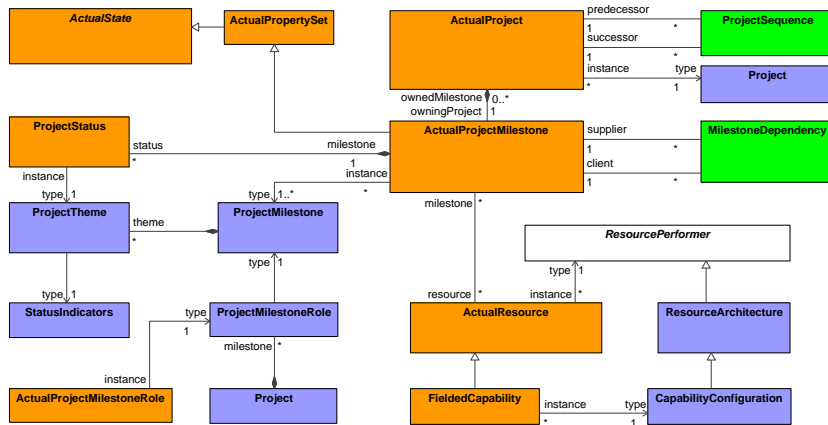


Figure 8:62 - Project Roadmap Elements

- [ActualProject](#)
- [ActualProjectMilestone](#)
- [ActualProjectMilestoneRole](#)
- [ActualPropertySet](#)
- [ActualResource](#)
- [ActualState](#)
- [CapabilityConfiguration](#)
- [FieldedCapability](#)
- [MilestoneDependency](#)
- [Project](#)
- [ProjectMilestone](#)
- [ProjectMilestoneRole](#)
- [ProjectSequence](#)
- [ProjectStatus](#)
- [ProjectTheme](#)
- [ResourceArchitecture](#)
- [ResourcePerformer](#)
- [StatusIndicators](#)

View Specifications::Projects::Traceability

Contains the diagrams that document the Project Traceability Viewpoint.

View Specifications::Projects::Traceability::Project Traceability

Stakeholders: PMs, Project Portfolio Managers, Enterprise Architects.
 Concerns: traceability between capabilities and projects that deliver them.
 Definition: depicts the mapping of projects to capabilities and thus identifies the transformation of a capability(ies) into a purposeful implementation via projects.
 Recommended Implementation: Matrix format, SysML Block Definition Diagram.

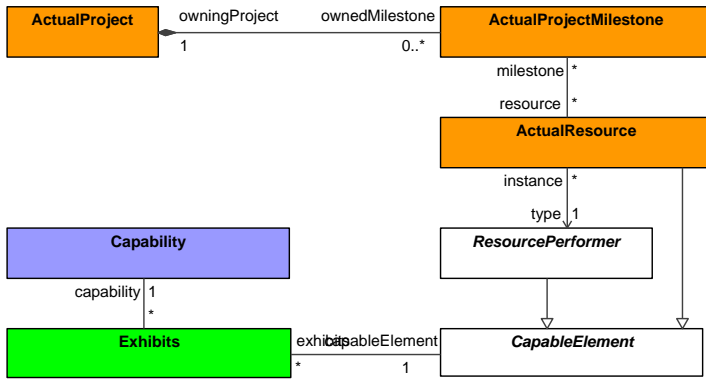


Figure 8:63 - Project Traceability

Elements

- [ActualProject](#)
- [ActualProjectMilestone](#)
- [ActualResource](#)
- [Capability](#)
- [CapableElement](#)
- [Exhibits](#)
- [ResourcePerformer](#)

8.1.568.1.10 View Specifications::Standards

Stakeholders: Solution Providers, Systems Engineers, Software Engineers, Systems Architects, Business Architects.
 Concerns: technical and non-technical Standards applicable to the architecture.
 Definition: shows the technical, operational, and business Standards applicable to the architecture. Defines the underlying current and expected Standards.

View Specifications::Standards::Taxonomy

Contains the diagrams that document the Standards Taxonomy [View Specification](#)[Viewpoint](#).

Commented [KG211]: [UAF12-41](#)

View Specifications::Standards::Taxonomy::Standards Taxonomy

Stakeholders: Solution Providers, Systems Engineers, Software Engineers, Systems Architects, Business Architects.
 Concerns: technical and non-technical standards, guidance and policy applicable to the architecture.
 Definition: shows the taxonomy of types of technical, operational, and business standards, guidance and policy applicable to the architecture.
 Recommended Implementation: SysML Block Definition Diagram.

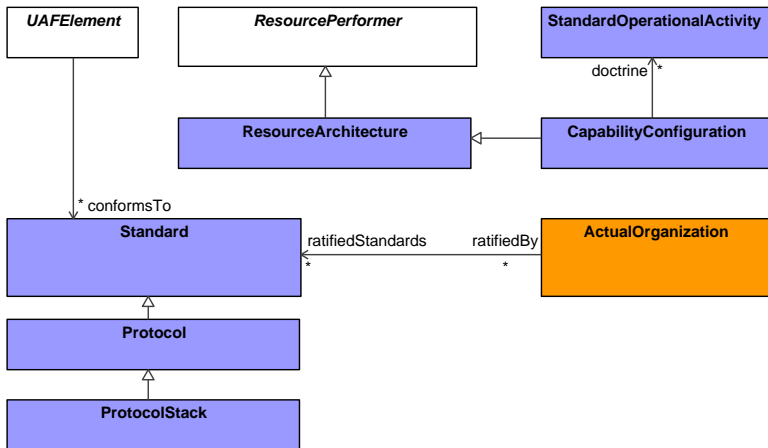


Figure 8:64 - Standards Taxonomy

Elements

- [ActualOrganization](#)
- [CapabilityConfiguration](#)
- [Protocol](#)
- [ProtocolStack](#)
- [ResourceArchitecture](#)
- [ResourcePerformer](#)
- [Standard](#)
- [StandardOperationalActivity](#)
- [UAFEElement](#)

View Specifications::Standards::Structure

Contains the diagrams that document the Standards Structure [View](#) [SpecificationViewpoint](#).

Commented [KG212]: [UAF12-41](#)

View Specifications::Standards::Structure::Standards Structure

Stakeholders: Solution Providers, Systems Engineers, Software Engineers, Systems Architects.
 Concerns: the specification of the protocol stack used in the architecture.
 Definition: shows the composition of standards required to achieve the architecture's objectives.
 Recommended Implementation: SysML Internal Block Diagram.

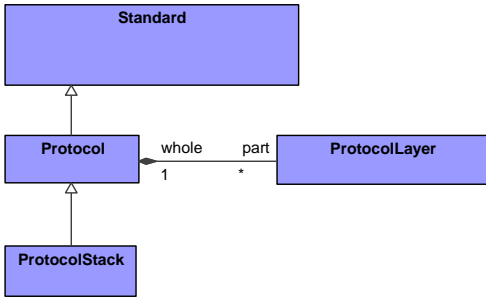


Figure 8:65 - Standards Structure

Elements

- [Protocol](#)
- [ProtocolLayer](#)
- [ProtocolStack](#)
- [Standard](#)

View Specifications::Standards::Roadmap

Contains the diagrams that document the Standards Roadmap [View Specification](#) [Viewpoint](#).

Commented [KG213]: [UAF12-41](#)

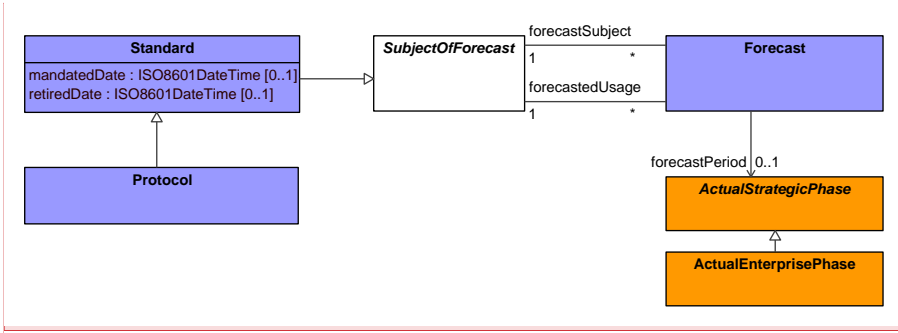
View Specifications::Standards::Roadmap::Standards Roadmap

Stakeholders: Solution Providers, Systems Engineers, Systems Architects, Software Engineers, Business Architects.

Concerns: expected changes in technology-related standards and conventions, operational standards, or business standards and conventions.

Definition: defines the underlying current and expected standards. Expected standards are those that can be reasonably forecast given the current state of technology, and expected improvements / trends.

Recommended Implementation: timeline, tabular format, SysML Block Definition Diagram.



Commented [KG214]: [UAF12-15](#)

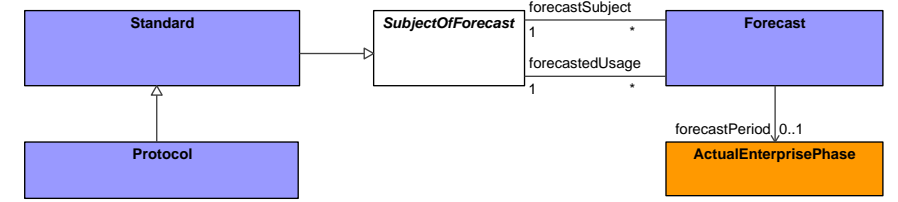


Figure 8:66 - Standards Roadmap Elements

- [ActualEnterprisePhase](#)
- [ActualStrategicPhase](#)
- [Forecast](#)
- [Protocol](#)
- [Standard](#)
- [SubjectOfForecast](#)
- ~~[ActualEnterprisePhase](#)~~
- ~~[Forecast](#)~~
- ~~[Protocol](#)~~
- ~~[Standard](#)~~
- ~~[SubjectOfForecast](#)~~

View Specifications::Standards::Traceability

Contains the diagrams that document the Standards Traceability [View SpecificationViewpoint](#).

Commented [KG215]: [UAF12-41](#)

View Specifications::Standards::Traceability::Standards Traceability

Stakeholders: Solution Providers, Systems Engineers, Software Engineers, Systems Architects, Business Architects.
 Concerns: standards that need to be taken in account to ensure the interoperability of the implementation of architectural elements.
 Definition: shows the applicability of standards to specific elements in the architecture.
 Recommended Implementation: tabular format, matrix format, SysML Block Definition Diagram.

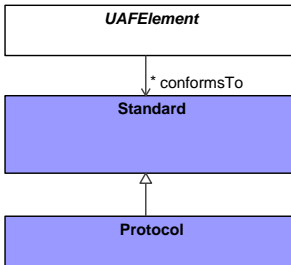


Figure 8:67 - Standards Traceability Elements

- [Protocol](#)
- [Standard](#)
- [UAFElement](#)

8.1.578.1.11 View Specifications::Actual Resources

Stakeholders: Solution Providers, Systems Engineers, Business Architects, Human Resources.

Concerns: the analysis.e.g. evaluation of different alternatives, what-if, trade-offs, V&V on the actual resource configurations.

Definition: illustrates the expected or achieved actual resource configurations and actual relationships between them.

View Specifications::Actual Resources::Structure

Contains the diagrams that document the Actual Resources Structure [View \[SpecificationViewpoint\]](#)

Commented [KG216]: [UAF12-41](#)

View Specifications::Actual Resources::Structure::Actual Resources Structure

Stakeholders: Solution Providers, Systems Engineers, Business Architects.

Concerns: the analysis, e.g. evaluation of different alternatives, what-if, trade-offs, V&V on the actual resource configurations as it provides a means to capture different solution architectures. The detailed analysis (trade-off, what-if etc.) is carried out using the Resource Constraints view.

Definition: illustrates the expected or achieved actual resource configurations required to meet an operational need.

Recommended Implementation: SysML Block Definition Diagram.

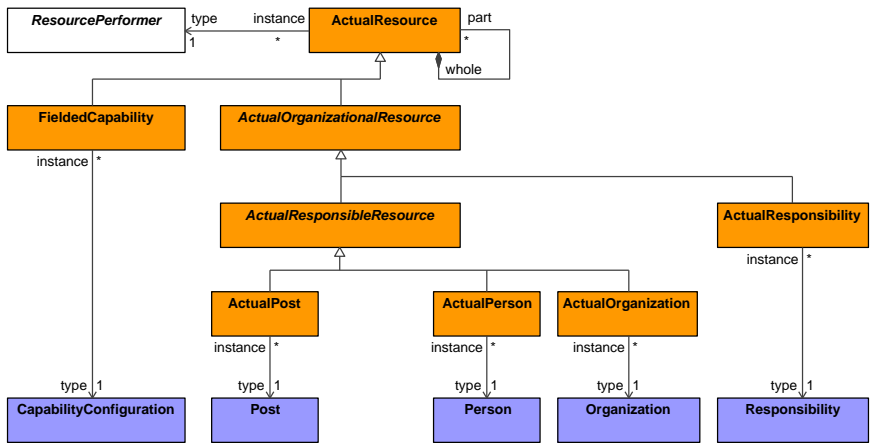


Figure 8:68 - Actual Resources Structure Elements

- [ActualOrganization](#)
- [ActualOrganizationalResource](#)
- [ActualPerson](#)
- [ActualPost](#)
- [ActualResource](#)
- [ActualResponsibility](#)
- [ActualResponsibleResource](#)
- [CapabilityConfiguration](#)
- [FieldedCapability](#)
- [Organization](#)
- [Person](#)
- [Post](#)
- [ResourcePerformer](#)
- [Responsibility](#)

View Specifications::Actual Resources::Connectivity

Contains the diagrams that document the Actual Resources Connectivity [View Specification](#) [Viewpoint](#).

Commented [KG217]: [UAF12-41](#)

View Specifications::Actual Resources::Connectivity::Actual Resources Connectivity

Stakeholders: Solution Providers, Systems Engineers, Business Architects.
 Concerns: the communication of actual resource.
 Definition: illustrates the actual resource configurations and actual relationships between them.
 Recommended Implementation: tabular format, SysML Block Definition Diagram, SysML Internal Block Diagram, SysML Sequence Diagram.

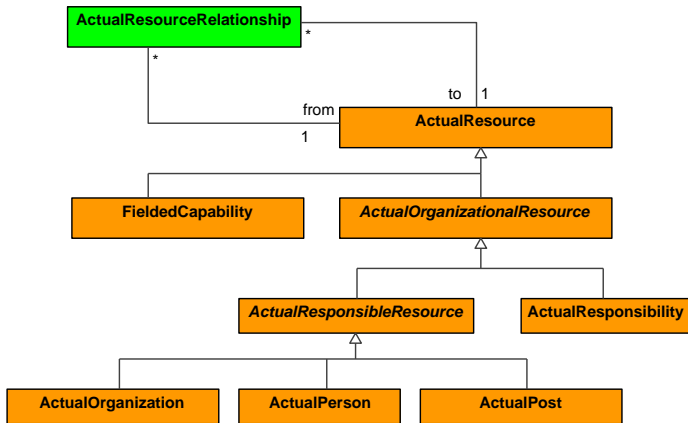


Figure 8:69 - Actual Resources Connectivity

Elements

- [ActualOrganization](#)
- [ActualOrganizationalResource](#)
- [ActualPerson](#)
- [ActualPost](#)
- [ActualResource](#)
- [ActualResourceRelationship](#)
- [ActualResponsibility](#)
- [ActualResponsibleResource](#)
- [FieldedCapability](#)

View Specifications::Actual Resources::Traceability

Contains the diagrams that document the Actual Resources Traceability [View Specification Viewpoint](#).

Commented [KG218]: [UAF12-41](#)

View Specifications::Actual Resources::Traceability::Actual Resources Traceability

Stakeholders: Systems Engineers, Enterprise Architects, Solution Providers, Business Architects.

Concerns: traceability between operational activities and functions that implements them.

Definition: depicts the mapping of functions to operational activities and thus identifies the transformation of an operational need into a purposeful function performed by a resource or solution.

Recommended Implementation: Matrix format, SysML Block Definition Diagram.

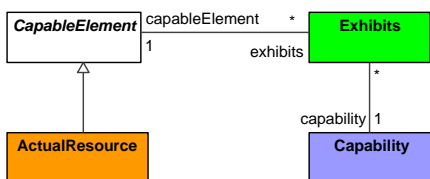


Figure 8:70 - Actual Resources Traceability

Elements

- [ActualResource](#)

- [Capability](#)
- [CapableElement](#)
- [Exhibits](#)

425.0.0 — View Specifications::Dictionary

Stakeholders: Architects, users of the architecture, Capability Owners, Systems Engineers, Solution Providers.

Concerns: Definitions for all the elements in the architecture, libraries of environments and measurements.

Definition: Presents all the elements used in an architecture. Can be used specifically to capture:

- a. elements and relationships that are involved in defining the environments applicable to capability, operational concept or set of systems.
- b. measurable properties that can be used to support analysis such as KPIs, MoEs, TPIs etc.

View Specifications::Dictionary::Dictionary

Stakeholders: Solution Providers, Systems Engineers, Software Architects, Business Architects.

Concerns: provides a central reference for a given architecture's data and metadata. It enables the set of architecture description to stand alone, with minimal reference to outside resources.

Definition: contains definitions of terms used in the given architecture. It consists of textual definitions in the form of a glossary, their taxonomies, and their metadata (i.e., data about architecture data), including metadata for any custom-tailored views. Architects should use standard terms where possible (i.e., terms from existing, approved dictionaries, glossaries, and lexicons).

Recommended Implementation: text, table format.

Commented [KG219]: [UAF12-54](#)

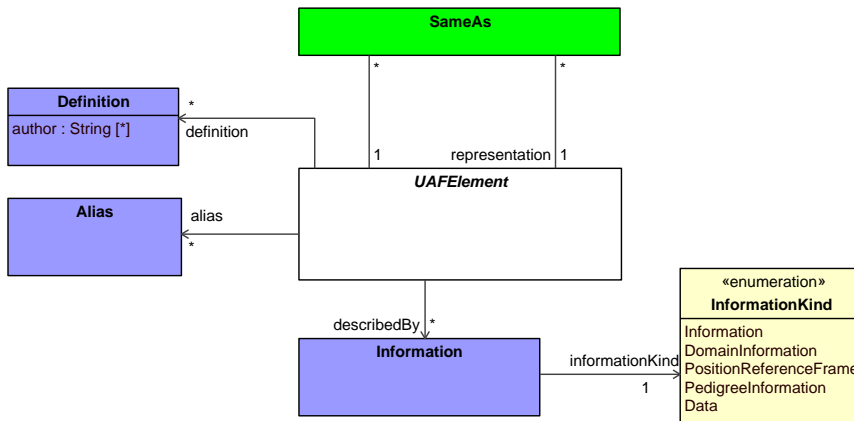


Figure 8:71 – Dictionary Elements

- [Alias](#)
- [Definition](#)
- [Information](#)
- [SameAs](#)
- [UAFElement](#)

425.0.12 — View Specifications::Summary & Overview

Stakeholders: Executives, PMs, Enterprise Architects.

Concerns: executive level summary information in a consistent form.

Definition: provides executive level summary information in a consistent form that allows quick reference and

comparison between architectural descriptions. Includes assumptions, constraints, and limitations that may affect high-level decisions relating to an architecture-based work programme.

View Specifications::Summary & Overview::Summary & Overview

Stakeholders: Decision-makers, Solution Providers, Systems Engineers, Software Architects, Business Architects.

Concerns: quick overview of an architecture description and summary of analysis. In the initial phases of architecture development, it serves as a planning guide. Upon completion of an architecture, it provides a summary of findings, and any conducted analysis.

Definition: provides executive level summary information in a consistent form that allows quick reference and comparison among architectures. The Summary and Overview includes assumptions, constraints, and limitations that may affect high-level decision processes involving the architecture.

Recommended Implementation: text, free-form diagram, table-format.

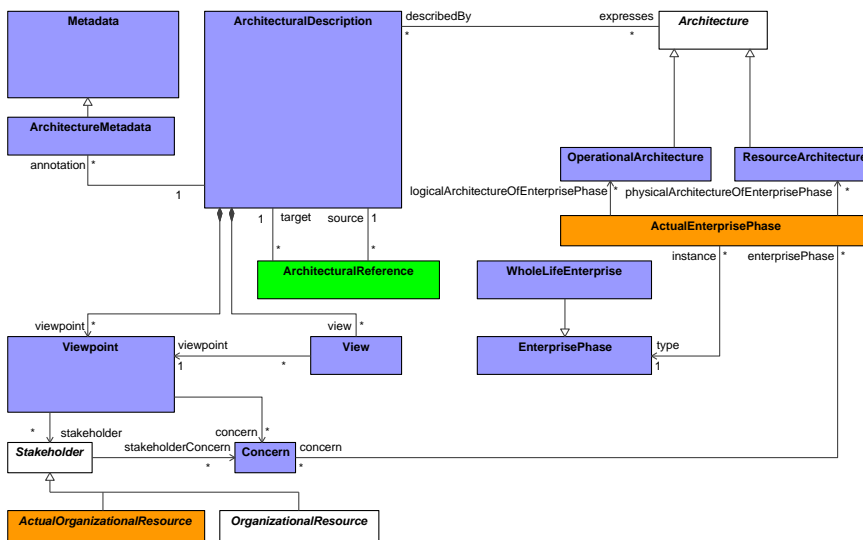


Figure 8:72 – Summary & Overview Elements

- [ActualEnterprisePhase](#)
- [ActualOrganizationalResource](#)
- [ArchitecturalDescription](#)
- [ArchitecturalReference](#)
- [Architecture](#)
- [ArchitectureMetadata](#)
- [Concern](#)
- [EnterprisePhase](#)
- [Metadata](#)
- [OperationalArchitecture](#)
- [OrganizationalResource](#)
- [ResourceArchitecture](#)
- [Stakeholder](#)
- [View](#)

- Viewpoint
- WholeLifeEnterprise

8.1.12 View Specifications::Motivation

Stakeholders: Enterprise Architects, Enterprise Systems Engineers, Model Managers, System Architects, Requirement Engineers, Solution Providers, Systems Engineers, Software Engineers, Business Architects, Portfolio Managers, Program Managers, Security Architects, Security Engineers, Risk Analysts.

Concerns: (i) architecture drivers, challenges, opportunities, capabilities that address opportunities, phases and architectures that address challenges; (ii) requirements, their relationship (via traceability) to more detailed requirements and the solution described by the architecture that will meet those requirements; (iii) security controls, security control families, and overlays.

Definition: Identifies and defines motivational elements e.g., challenges, opportunities, and concerns, that pertain to enterprise transformation efforts, and different types of requirements, e.g., operational, services, personnel, resources, or security controls.

Recommended Implementation: SysML Block Definition Diagram, SysML Package Diagram, tabular format.

Commented [KG220]: UAF12-50

Formatted: Outline numbered + Level: 3 + Numbering Style: 1, 2, 3, ... + Start at: 1 + Alignment: Left + Aligned at: 0" + Indent at: 0.25"

8.1.58 View Specifications::Requirements

Stakeholders: Requirement Engineers, Solution Providers, Systems Engineers, Software Engineers, Systems Architects, Business Architects.

Concerns: requirements traceability.

Definition: used to represent requirements, their properties, and relationships (trace, verify, satisfy, refine) to UAF architectural elements.

Formatted: Font: Not Bold

Commented [KG221]: UAF12-50

View Specifications::Requirements::Requirements

View Specifications::Requirements::Requirements

Stakeholders: Requirement Engineers, Solution Providers, Systems Engineers, Software Engineers, Systems Architects, Business Architects.

Concerns: provides a central reference for a set of stakeholder needs expressed as requirements, their relationship (via traceability) to more detailed requirements and the solution described by the architecture that will meet those requirements.

Definition: used to represent requirements, their properties, and relationships (trace, verify, satisfy, refine) between each other and to UAF architectural elements.

Recommended Implementation: SysML Requirement Diagram, tabular format, matrix format.

Commented [KG222]: UAF12-50

Formatted: OMG Normal Paragraph

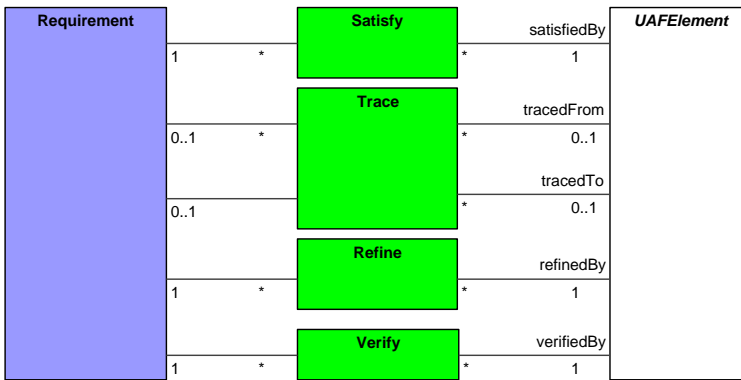


Figure 8-73 - Requirements

Elements

- Refine
- Requirement
- Satisfy
- Trace
- [UAFElement](#)
- Verify

~~8.1.598.1.13~~ **View Specifications::Information**

Stakeholders: Data Modelers, Software Engineers, Systems Engineers

Concerns: address the information perspective on operational, service, and resource architectures.

Definition: allows analysis of an architecture's information and data definition aspect, without consideration of implementation specific issues.

Recommended Implementation: SysML Block Definition Diagram.

View Specifications::Information:: ~~Information: Operational Information~~ ~~Information Model~~

Commented [KG223]: [UAF12-33](#)

~~Stakeholders: Data Modelers, Software Engineers, Systems Engineers, Operators and Users, Service Managers and Providers~~

~~Concerns: address the information perspective on operational and service architectures.~~

~~Definition: allows analysis of an architecture's information and data definition aspect, without consideration of implementation specific issues.~~

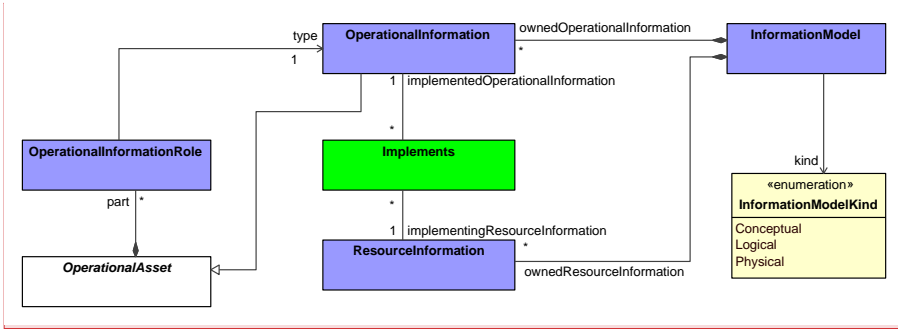
~~Stakeholders: Data Modelers, Software Engineers, Systems Engineers~~

~~Concerns: address the information perspective on operational, service, and resource architectures.~~

~~Definition: allows analysis of an architecture's information and data definition aspect, without consideration of implementation specific issues.~~

Commented [KG224]: [UAF12-33](#)

Recommended Implementation: SysML Block Definition Diagram.



Commented [KG225]: [UAF12-33](#)

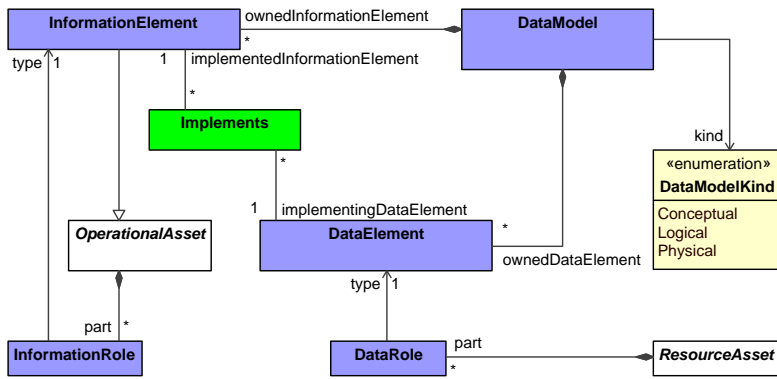


Figure 8:74 - **Information: Operational Information Information Model** Elements

Commented [KG226]: [UAF12-33](#)

- [Implements](#)
- [InformationModel](#)
- [OperationalAsset](#)
- [OperationalInformation](#)
- [OperationalInformationRole](#)
- [ResourceInformation](#)

Commented [KG227]: [UAF12-33](#)

- [DataElement](#)
- [DataModel](#)
- [DataRole](#)
- [Implements](#)
- [InformationElement](#)
- [InformationRole](#)
- [OperationalAsset](#)
- [ResourceAsset](#)

Formatted: OMG Normal Paragraph, No bullets or numbering

View Specifications::Information::Information: Resources Information

Stakeholders: Data Modelers, Software Engineers, Systems Engineers

Concerns: address the information perspective on operational, service, and resource architectures.

Definition: allows analysis of an architecture's information and data definition aspect, without consideration of implementation specific issues.

Recommended Implementation: SysML Block Definition Diagram.

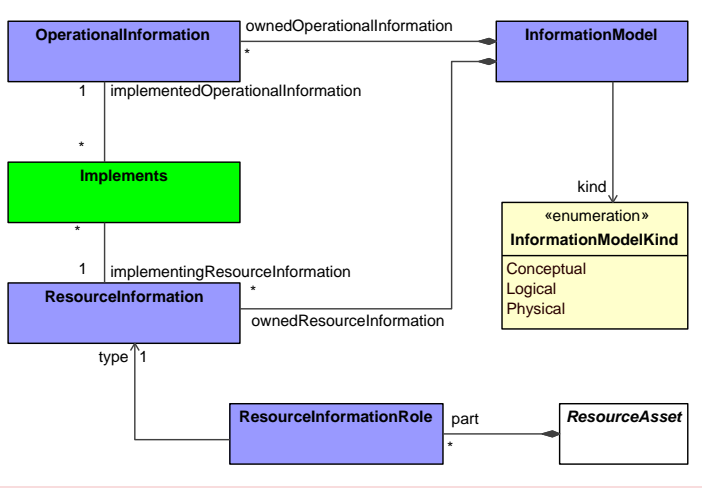


Figure 8:88 - Information: Resources Information

Elements

- [Implements](#)
- [InformationModel](#)
- [OperationalInformation](#)
- [ResourceAsset](#)
- [ResourceInformation](#)
- [ResourceInformationRole](#)

Commented [KG228]: [UAF12-33](#)

Formatted: Font: Not Bold

8.1.608.1.14 View Specifications::Parameters

Stakeholders: Capability owners, Systems Engineers, Solution Providers.

Concerns: identifies measurable properties that can be used to support engineering analysis and environment for the Capabilities

Definition: Shows the measurable properties of something in the physical world and elements and relationships that are involved in defining the environments applicable to capability, operational concept or set of systems.

View Specifications::Parameters::Parameters: Environment

Stakeholders: Capability owners, Systems Engineers, Solution Providers.

Concerns: defines the environment for the capabilities.

Definition: shows the elements and relationships that are involved in defining the environments applicable to capability, operational concept or set of systems.

Recommended Implementation: SysML Block Definition Diagram.

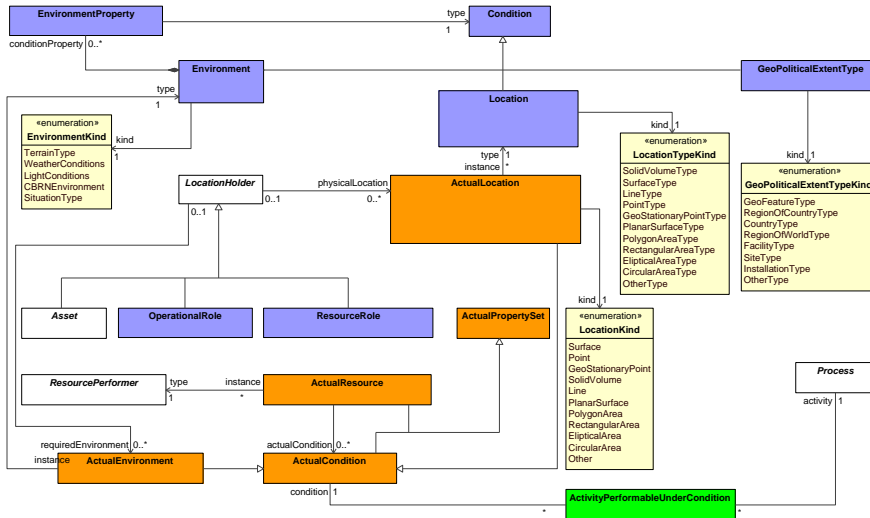


Figure 8:75 - Parameters: Environment Elements

- [ActivityPerformableUnderCondition](#)
- [ActualCondition](#)
- [ActualEnvironment](#)
- [ActualLocation](#)
- [ActualPropertySet](#)
- [ActualResource](#)
- [Asset](#)
- [Condition](#)
- [Environment](#)
- [EnvironmentProperty](#)
- [GeoPoliticalExtentType](#)
- [Location](#)
- [LocationHolder](#)
- [OperationalRole](#)
- [Process](#)
- [ResourcePerformer](#)
- [ResourceRole](#)

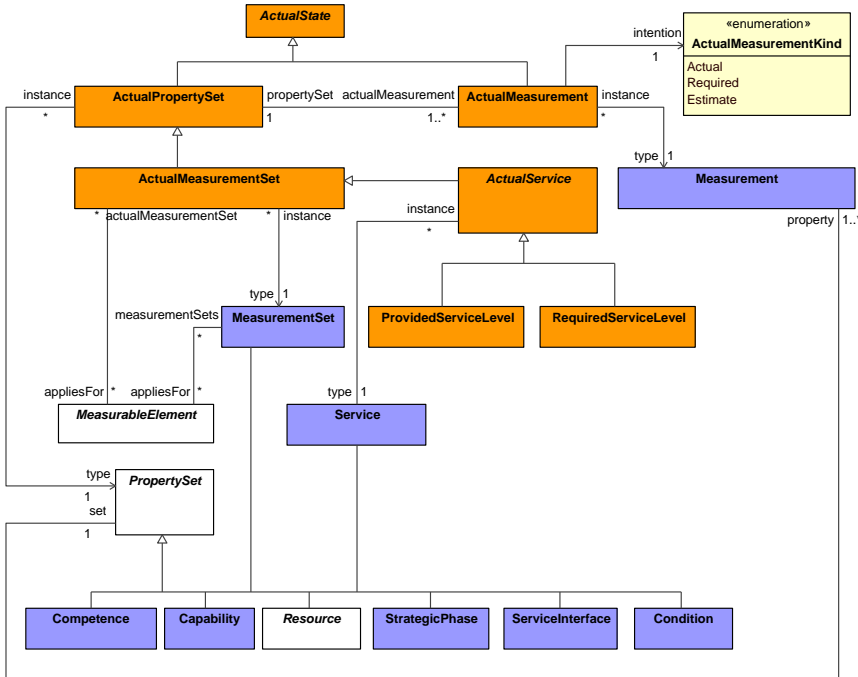
View Specifications::Parameters::Parameters: Measurements

Stakeholders: Capability owners, Systems Engineers, Solution Providers.

Concerns: identifies measurable properties that can be used to support analysis such as KPIs, MoEs, TPIs etc.

Definition: Shows the measurable properties of something in the physical world, expressed in amounts of a unit of measure that can be associated with any element in the architecture.

Recommended Implementation: SysML Block Definition Diagram.



Commented [KG229]: [UAF12-33](#)
[UAF12-15](#)

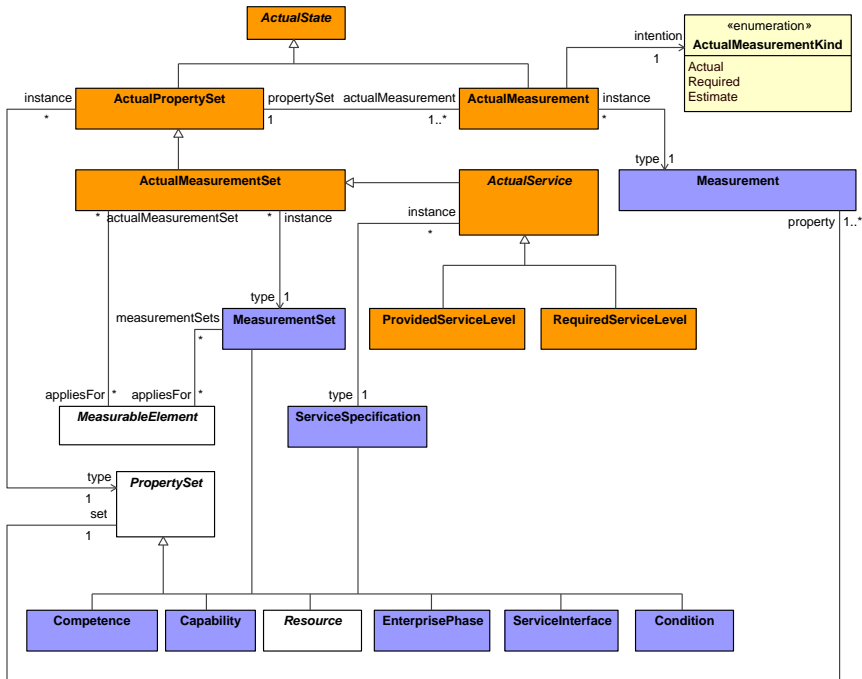


Figure 8:76 - Parameters: Measurements
Elements

- [ActualMeasurement](#)
- [ActualMeasurementSet](#)
- [ActualPropertySet](#)
- [ActualService](#)
- [ActualState](#)
- [Capability](#)
- [Competence](#)
- [Condition](#)
- [MeasurableElement](#)
- [Measurement](#)
- [MeasurementSet](#)
- [PropertySet](#)
- [ProvidedServiceLevel](#)
- [RequiredServiceLevel](#)
- [Resource](#)
- [Service](#)
- [ServiceInterface](#)
- [StrategicPhase](#)
- [ActualMeasurement](#)
- [ActualMeasurementSet](#)
- [ActualPropertySet](#)

Commented [KG230]: [UAF12-33](#)
[UAF12-15](#)

- [ActualService](#)
- [ActualState](#)
- [Capability](#)
- [Competence](#)
- [Condition](#)
- [EnterprisePhase](#)
- [MeasurableElement](#)
- [Measurement](#)
- [MeasurementSet](#)
- [PropertySet](#)
- [ProvidedServiceLevel](#)
- [RequiredServiceLevel](#)
- [Resource](#)
- [ServiceInterface](#)
- [ServiceSpecification](#)

View Specifications::Parameters::Parameters: Risk

Stakeholders: Capability Owners, Systems Engineers, Solution Providers, Program Managers.

Concerns: identifies potential adverse conditions and situations that can inhibit achievement of goals.

Definition: Shows the relevant risks along with associated measures like likelihood of occurrence and potential negative consequences.

Recommended Implementation: SysML Block Definition Diagram, matrix format.

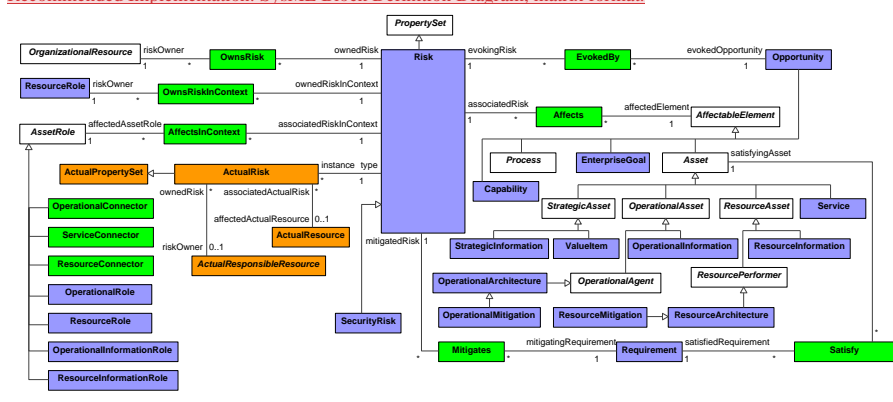


Figure 8:91 - Parameters: Risk

Elements

- [ActualPropertySet](#)
- [ActualResource](#)
- [ActualResponsibleResource](#)
- [ActualRisk](#)
- [AffectableElement](#)
- [Affects](#)
- [AffectsInContext](#)
- [Asset](#)
- [AssetRole](#)
- [Capability](#)
- [EnterpriseGoal](#)

- [EvokedBy](#)
- [Mitigates](#)
- [OperationalAgent](#)
- [OperationalArchitecture](#)
- [OperationalAsset](#)
- [OperationalConnector](#)
- [OperationalInformation](#)
- [OperationalInformationRole](#)
- [OperationalMitigation](#)
- [OperationalRole](#)
- [Opportunity](#)
- [OrganizationalResource](#)
- [OwnsRisk](#)
- [OwnsRiskInContext](#)
- [Process](#)
- [PropertySet](#)
- [Requirement](#)
- [ResourceArchitecture](#)
- [ResourceAsset](#)
- [ResourceConnector](#)
- [ResourceInformation](#)
- [ResourceInformationRole](#)
- [ResourceMitigation](#)
- [ResourcePerformer](#)
- [ResourceRole](#)
- [Risk](#)
- [Satisfy](#)
- [SecurityRisk](#)
- [Service](#)
- [ServiceConnector](#)
- [StrategicAsset](#)
- [StrategicInformation](#)
- [ValueItem](#)

Commented [KG231]: [UAF12-51](#)

Formatted: Font: Not Bold

8.4.648.1.15 **View Specifications::Other**

Contains the diagrams that document the use of BPMN, NIEM, IEPPV in the context of UAF.

View Specifications::Other::BPMN

Stakeholders: Business Architects, Enterprise Architects

Concerns: captures activity based behavior and flows.

Definition: describes the activities that are normally conducted in the course of achieving business goals that support a capability. It describes operational activities, their Inputs/Outputs, operational activity actions and flows between them using BPMN.

Recommended Implementation: BPMN Process Diagram.

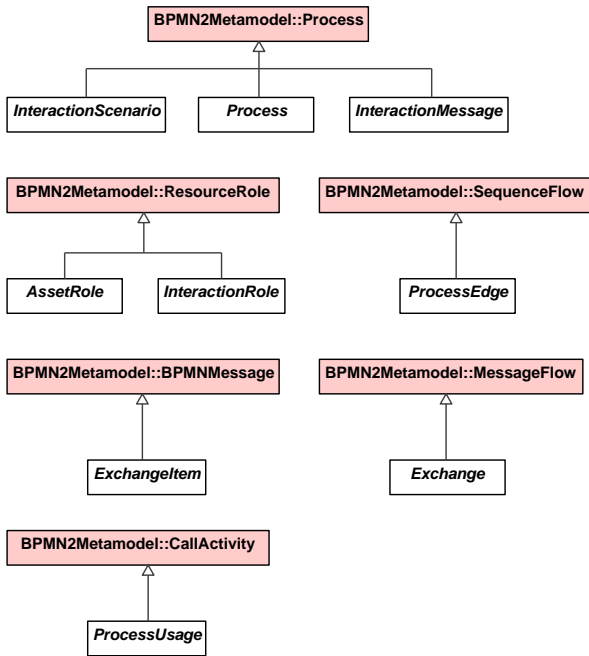


Figure 8:77 - BPMN Elements

- [AssetRole](#)
- BPMN2Metamodel::BPMNMessage
- BPMN2Metamodel::CallActivity
- BPMN2Metamodel::MessageFlow
- BPMN2Metamodel::Process
- BPMN2Metamodel::ResourceRole
- BPMN2Metamodel::SequenceFlow
- [Exchange](#)
- [ExchangeItem](#)
- [InteractionMessage](#)
- [InteractionRole](#)
- [InteractionScenario](#)
- [Process](#)
- [ProcessEdge](#)
- [ProcessUsage](#)

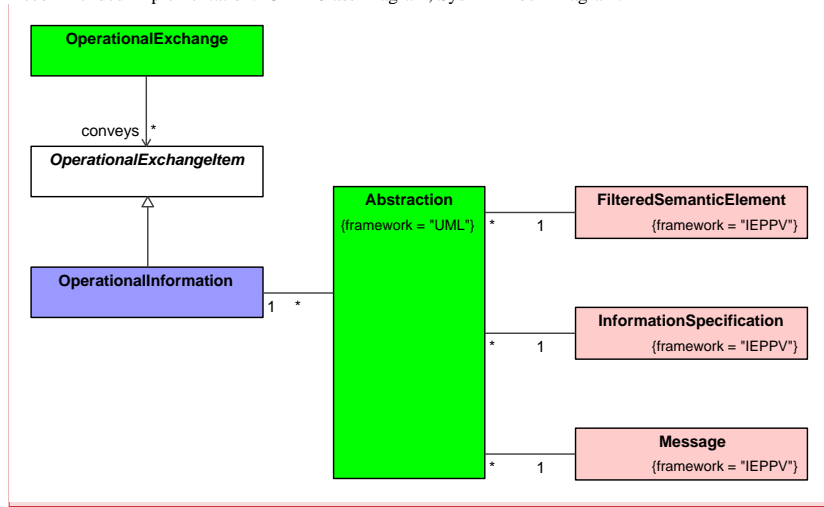
View Specifications::Other::IEPPV

Stakeholders: Data Modelers, Solution Providers, Systems Engineers, Software Engineers, Systems Architects, Business Architects, information architects.

Concerns: information exchanges, information interfaces, information interoperability, information sharing and safeguarding.

Definition: UAFP supports information modeling and traceability to IEPPV model elements using the IEPPV-defined elements: Message, SemanticElement, and FilteredSemanticElement, used to represent data, properties/attributes, structure, format, and relationships. The IEPPV profile enables the specification of the policies, rules and constraints governing the packaging (assembly, transformation, marking, redaction) of data elements conforming to information sharing and safeguarding requirements. The IEPPV profile also governs the processing (parsing, transformation, and marshalling) received information and data element.

Recommended Implementation: UML Class Diagram, SysML Block Diagram.



Commented [KG232]: [UAF12-33](#)

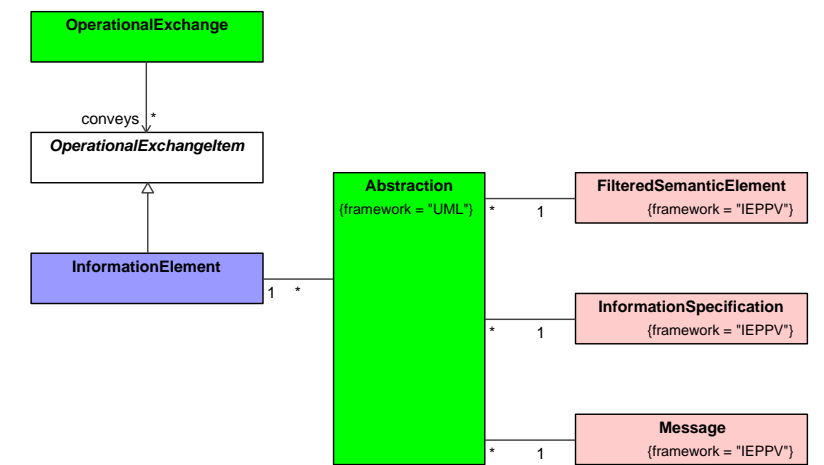


Figure 8:78 - IEPPV Elements

- [Abstraction](#)
- [FilteredSemanticElement](#)

- [InformationSpecification](#)
- [Message](#)
- [OperationalExchange](#)
- [OperationalExchangeItem](#)
- [OperationalInformation](#)
- [Abstraction](#)
- [FilteredSemanticElement](#)
- [InformationElement](#)
- [InformationSpecification](#)
- [Message](#)
- [OperationalExchange](#)
- [OperationalExchangeItem](#)

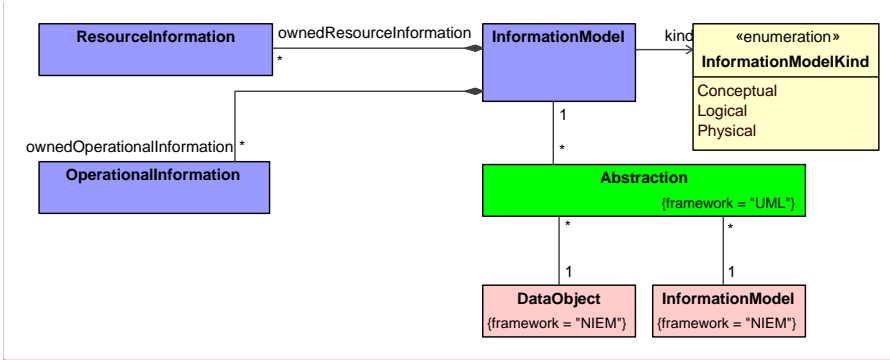
View Specifications::Other::NIEM

Stakeholders: Data Modelers, Solution Providers, Systems Engineers, Software Engineers, Systems Architects, Business Architects.

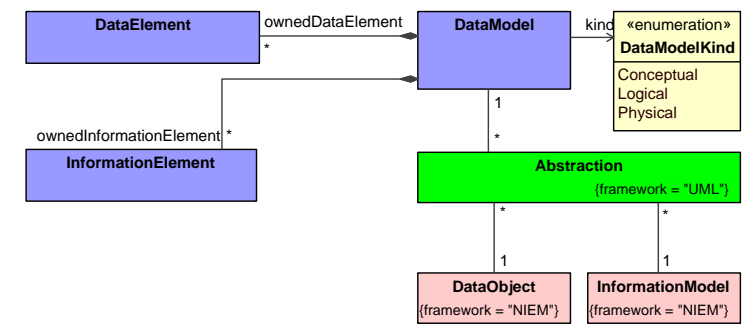
Concerns: information exchanges, information interoperability, data schema.

Definition: A specification representing the structure, semantics, and relationships of data objects that satisfy an information exchange requirement. Used for organizing and packaging Model Package Descriptions (MPDs) and Information Exchange Package Documentation (IEPD) as defined by the National Information Exchange Model (NIEM). An IEPD is a type of MPD. The NIEM MPD defines an Enterprise Information Exchange Model (EIEM) as an MPD that contains NIEM-conforming schemas that define and declare data components to be consistently reused in the IEPDs of an enterprise. An EIEM is a collection of schemas organized into a collection of subset schemas and one or more extension schemas. An information sharing enterprise creates and maintains an EIEM.

Recommended Implementation: UML Class Diagram, SysML Block Diagram.



Commented [KG233]: [UAF12-33](#)



Formatted: Lithuanian

Figure 8:79 - NIEM Elements

- [Abstraction](#)
- [DataObject](#)
- [InformationModel](#)
- [InformationModel](#)
- [OperationalInformation](#)
- [ResourceInformation](#)
- [Abstraction](#)
- [DataElement](#)
- [DataModel](#)
- [DataObject](#)
- [InformationElement](#)
- [InformationModel](#)

15.9. Domain Metamodel (DMM) Elements

15.19.1 Domain MetaModel

This package contains the elements of the DMM.

15.1.19.1.1 Domain MetaModel:: Architecture ManagementMetadata

Stakeholders: Enterprise Architects, people who want to discover the architecture, Technical Managers.

Concerns: Captures meta-data relevant to the entire architecture

Definition: Provide information pertinent to the entire architecture. Present supporting information rather than architectural models.

Domain MetaModel:: Architecture ManagementMetadata::Taxonomy

ArchitectureMetadata

Package: Taxonomy

isAbstract: No

Generalization: Metadata

Description

Information associated with an ArchitecturalDescription, that supplements the standard set of tags used to summarize the Architecture. It states things like what methodology was used, notation, etc.

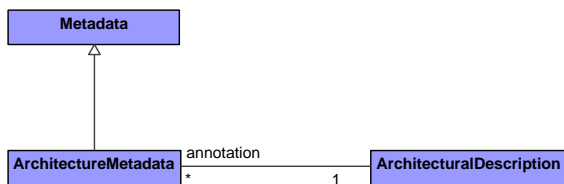


Figure 9:1 - ArchitectureMetadata

ActualState

Package: Parameters

isAbstract: Yes

Generalization: UAFElement

Description

Abstract element that applies temporal extent to a set of elements realized as Instance Specifications.

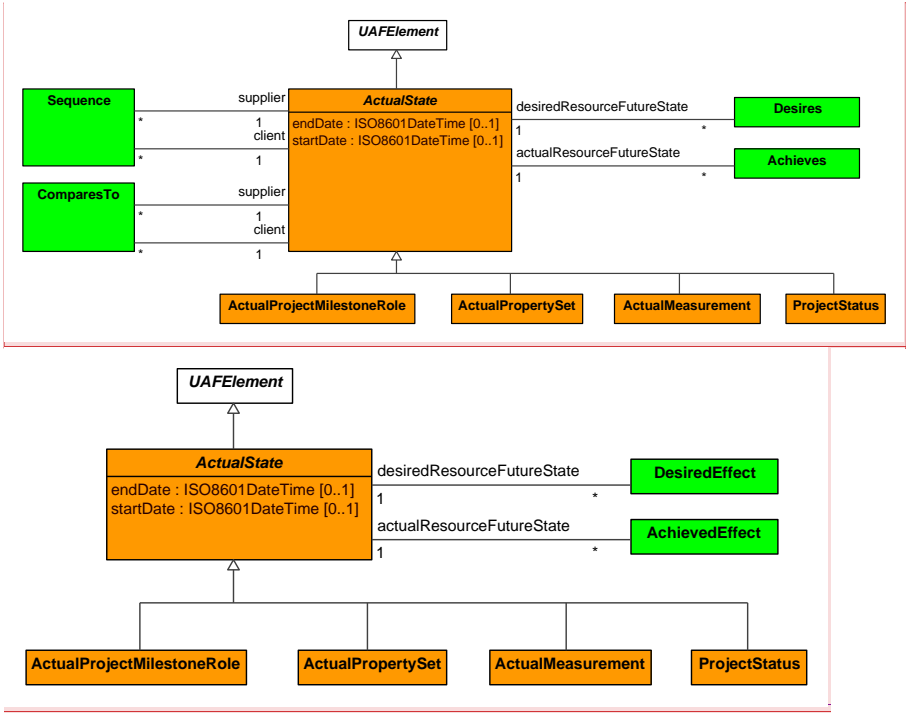
Commented [KG234]: [UAF12-54](#)

Formatted: Font: 10 pt

Commented [KG235]: [UAF12-54](#)

Commented [KG236]: [UAF12-54 moved to Architecture managements::Information subsection](#)

Commented [KG238]: [UAF12-54](#)



Commented [KG237]: [UAF12-48](#)
[UAF12-11](#)
[UAF12-117](#)

Figure 9:223 - ActualState

Attributes

- endDate : ISO8601DateTime[0..1] End time for all individual elements.
- startDate : ISO8601DateTime[0..1] Start time for all individual elements.

InteractionScenarioGeneralization

Package: Taxonomy

isAbstract: No

Generalization: UML2.5Metamodel::Generalization, [MeasurableElement](#)

Description

A InteractionScenarioGeneralization is a taxonomic relationship between a more general InteractionScenario and a more specific InteractionScenario.




Figure 9:2 - InteractionScenarioGeneralization

ISO8601DateTime

Package: Parameters

isAbstract: No

Generalization: UAFElement

Description

A date and time specified in the ISO8601 date-time format including timezone designator (TZD): YYYY-MM-DDThh:mm:ssTZD.

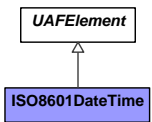


Figure 9:227 - ISO8601DateTime

Metadata

Package: Taxonomy

isAbstract: No

Generalization: MeasurableElement

Description

A comment that can be applied to any element in the architecture. The attributes associated with this element details the relationship between the element and its related dublinCoreElement, metaDataScheme, category and name. This allows the element to be referenced using the Semantic Web.

Commented [KG239]: [UAF12-54](#)
 Moved from Parameters section

Commented [KG240]: [UAF12-54](#)
 Moved to Architecture Management:Information. subsection

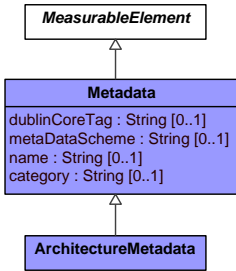


Figure 9:3 - Metadata
Attributes

- `category : String[0..1]` Defines the category of a Metadata element example: <http://purl.org/dc/terms/abstract>.
- `dublinCoreTag : String[0..1]` A metadata category that is a DublinCore tag.
- `metaDataScheme : String[0..1]` A representation scheme that defines a set of Metadata.
- `name : String[0..1]` The name of the Metadata.

ProcessGeneralization

Package: Taxonomy

isAbstract: No

Generalization: UML2.5Metamodel::Generalization, [MeasurableElement](#)

Description

A ProcessGeneralization is a taxonomic relationship between a more general Process and a more specific Process.

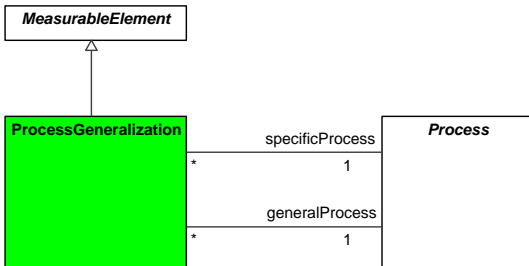


Figure 9:4 - ProcessGeneralization

PropertySetGeneralization

Package: Taxonomy

isAbstract: No

Generalization: UML2.5Metamodel::Generalization, [MeasurableElement](#)

Description

A PropertySetGeneralization is a taxonomic relationship between a more general PropertySet and a more specific PropertySet.

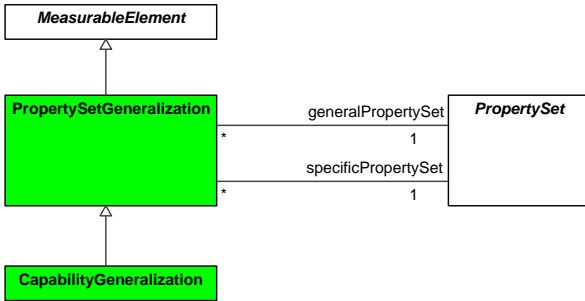


Figure 9:5 - PropertySetGeneralization

StateDescriptionGeneralization

Package: Taxonomy

isAbstract: No

Generalization: UML2.5Metamodel::Generalization, [MeasurableElement](#)
Description

A StateDescriptionGeneralization is a taxonomic relationship between a more general StateDescription and a more specific StateDescription.

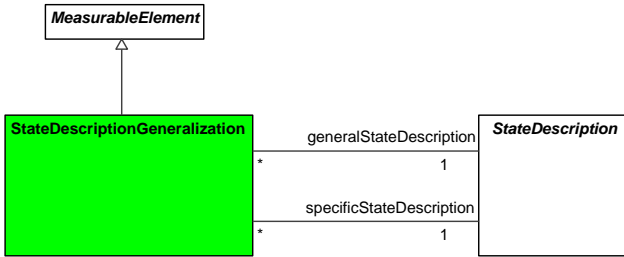


Figure 9:6 - StateDescriptionGeneralization

~~Domain MetaModel::Metadata::Structure~~

~~EnvironmentProperty~~

~~Package: Structure~~

~~isAbstract: No~~

~~Generalization: MeasurableElement~~

~~Description~~

~~A property of an Environment that is typed by a Condition. The kinds of Condition that can be represented are Location, GeoPoliticalExtentType and Environment.~~

Commented [KG241]: [UAF12-54](#)

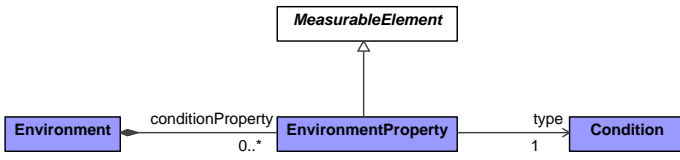


Figure 9:7 - EnvironmentProperty

Commented [KG242]: Moved to Parameters section [UAF12-54](#)

Domain MetaModel:: Architecture Management Metadata::Connectivity

Commented [KG243]: [UAF12-54](#)

Exchange

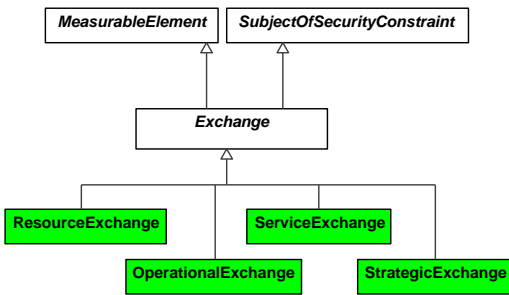
Package: Connectivity

isAbstract: Yes

Generalization: [MeasurableElement](#), BPMN2Metamodel::MessageFlow, [SubjectOfSecurityConstraint](#)

Description

Abstract tuple, grouping OperationalExchanges and ResourceExchanges that exchange Resources.



Commented [KG244]: [UAF12-33](#)
[UAF12-52](#)

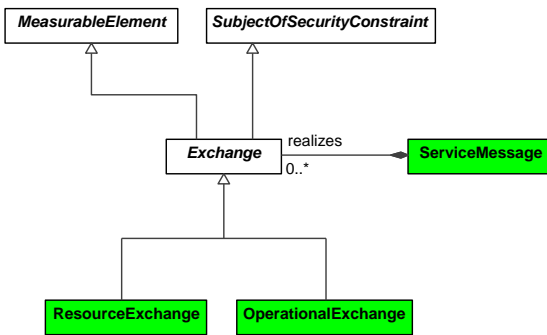


Figure 9:8 - Exchange

ExchangeItem

Package: Connectivity

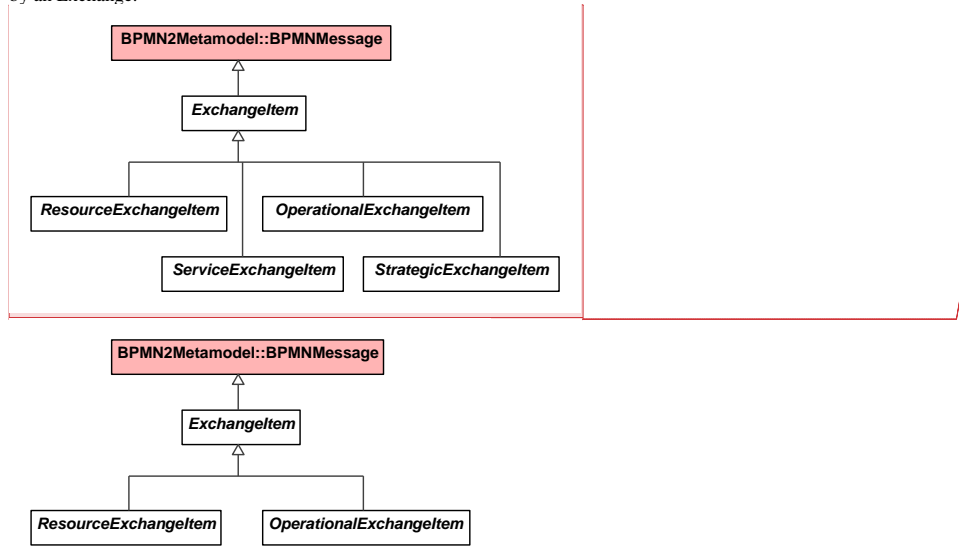
Unified Architecture Framework (UAF) Domain Metamodel Version 1.24

isAbstract: Yes

Generalization: BPMN2Metamodel::BPMNMessage

Description

An abstract grouping for elements that defines the types of elements that can be exchanged between Assets and conveyed by an Exchange.



Commented [KG245]: [UAF12-33](#)
[UAF12-52](#)

Figure 9:9 - ExchangeItem

Resource

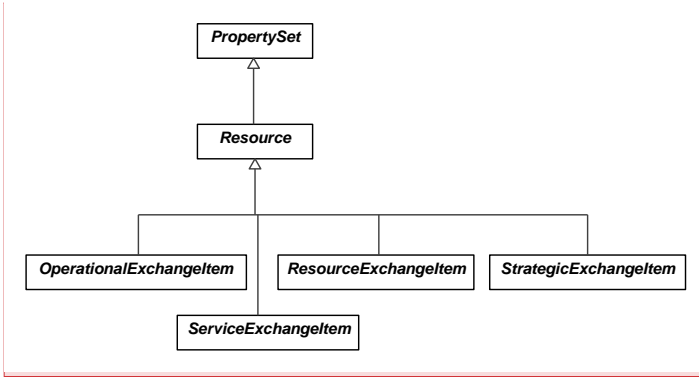
Package: Connectivity

isAbstract: Yes

Generalization: [PropertySet](#)

Description

Abstract type grouping all elements that can be conveyed by an Exchange.



Commented [KG246]: [UAF12-33](#)
[UAF12-52](#)

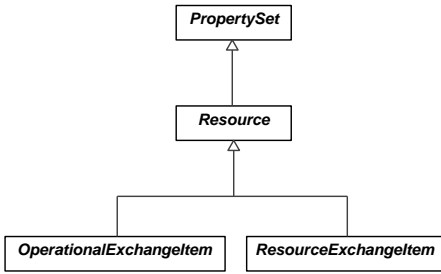


Figure 9:10 - Resource

Domain MetaModel:: **Architecture Management Metadata**::Processes

Commented [KG247]: [UAF12-54](#)

ActivityPerformableUnderCondition

Package: Processes

isAbstract: No

Generalization: [MeasurableElement](#)

Description

The ActualCondition under which an Activity is performed.

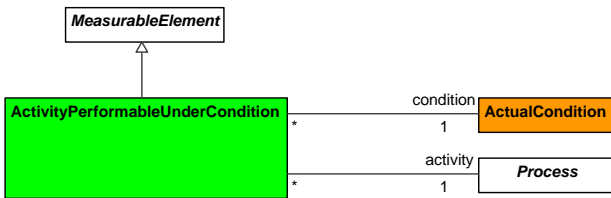


Figure 9:11 - ActivityPerformableUnderCondition

CapableElement

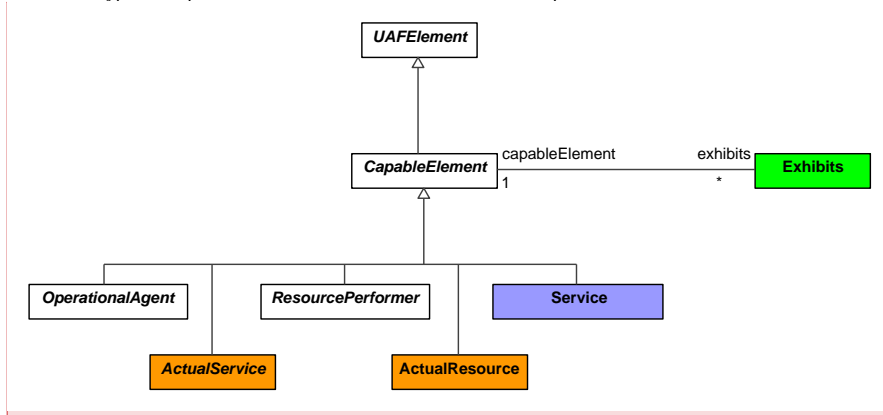
Package: Traceability

isAbstract: Yes

Generalization: [UAFElement](#)

Description

An abstract type that represents a structural element that can exhibit capabilities.



Commented [KG248]: [UAF12-15](#)
[UAF12-33](#)

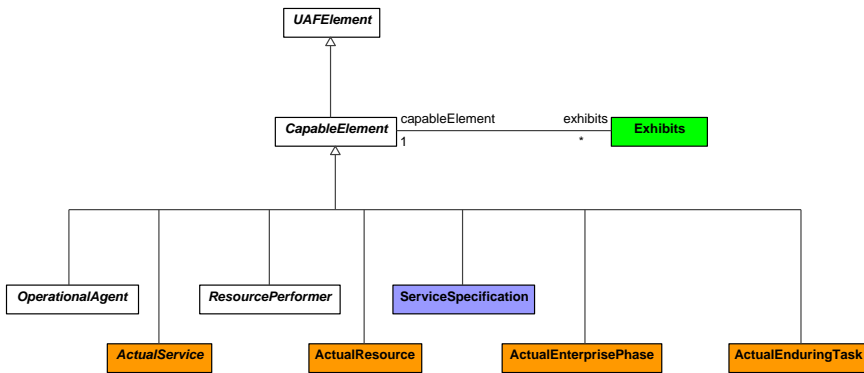


Figure 9:47 - CapableElement

IsCapableToPerform

Package: Processes

isAbstract: No

Generalization: [MeasurableElement](#)

Description

A tuple defining the traceability between the structural elements to the Activities that they can perform.

Commented [KG249]: [UAF12-33](#)

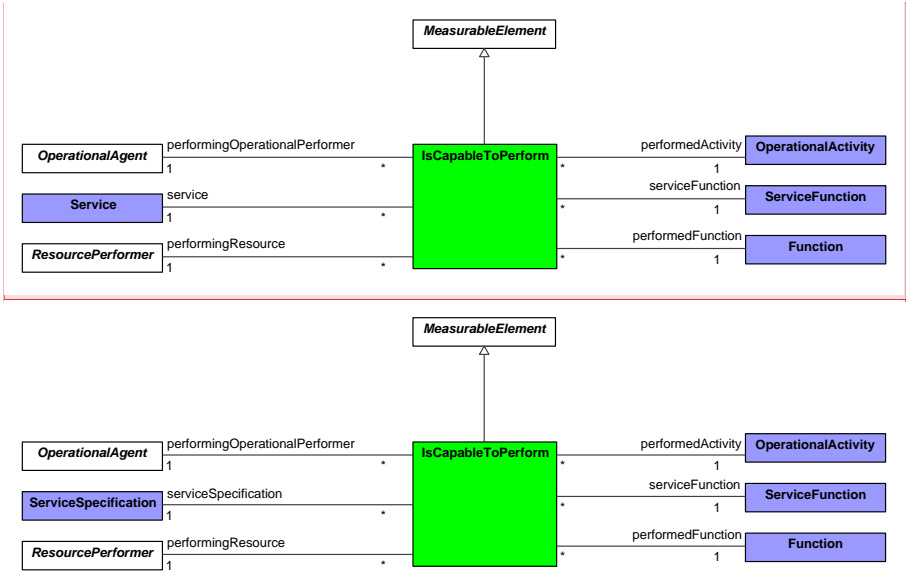


Figure 9:12 - IsCapableToPerform

PerformsInContext

Package: Processes

isAbstract: No

Generalization: [MeasurableElement](#)

Description

A tuple that relates an OperationalAction to a OperationalRole, or a FunctionAction to a ResourceRole. It indicates that the action can be carried out by the role when used in a specific context or configuration.

Commented [KG250]: [UAF12-33](#)

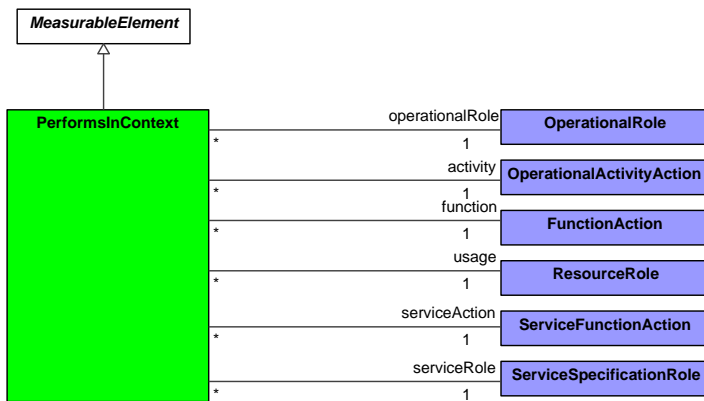
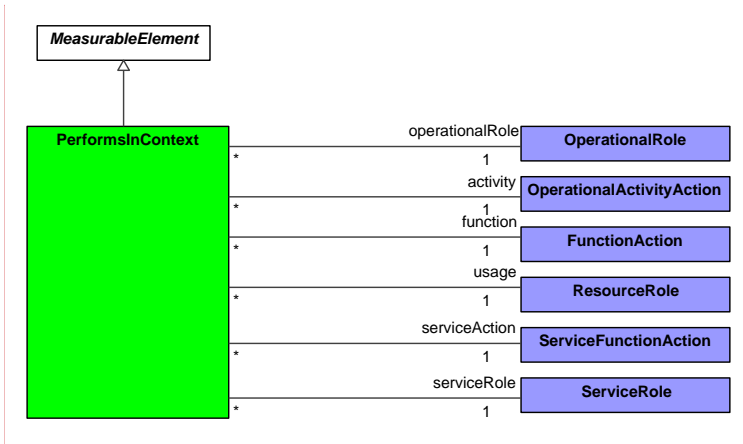


Figure 9:13 - PerformsInContext

Process

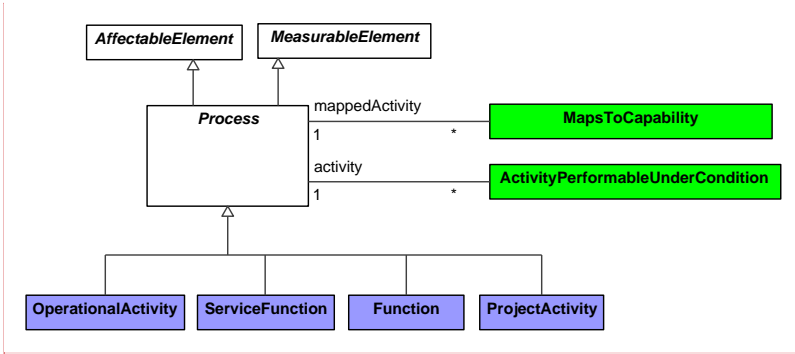
Package: Processes

isAbstract: Yes

Generalization: [MeasurableElement](#), UML2.5Metamodel::Activity, BPMN2Metamodel::Process

Description

An abstract type that represents a behavior or process (i.e. a Function or OperationalActivity) that can be performed by a Performer.



Commented [KG251]: [UAF12-51](#)

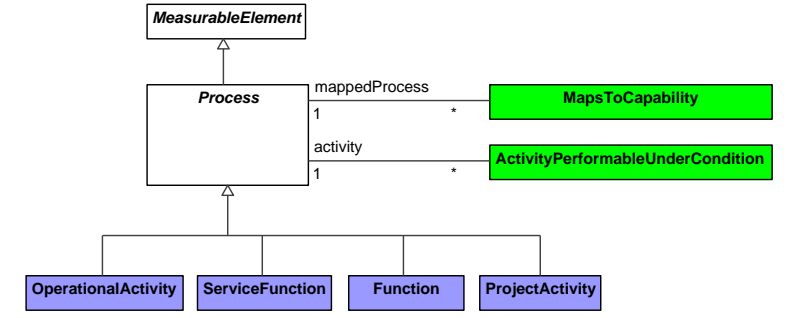


Figure 9:14 - Process

Commented [KG252]: [UAF12-51](#)

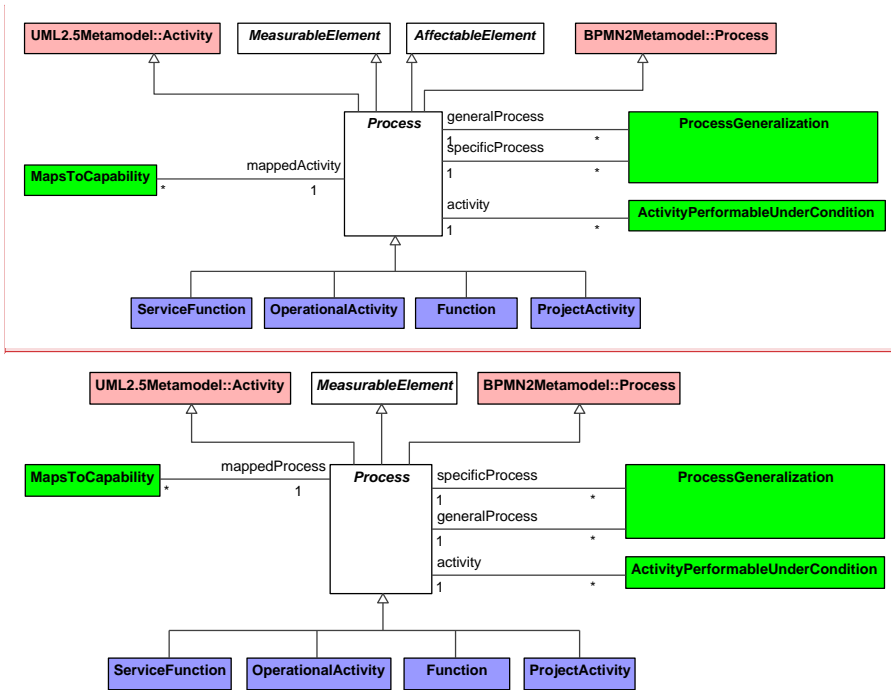


Figure 9:15 - Process

ProcessEdge

Package: Processes

isAbstract: Yes

Generalization: [MeasurableElement](#), UML2.5Metamodel::Activity, UML2.5Metamodel::ActivityEdge, BPMN2Metamodel::SequenceFlow

Description

An abstract type that represents a behavior or process (i.e. a Function or OperationalActivity) that can be performed by a Performer.

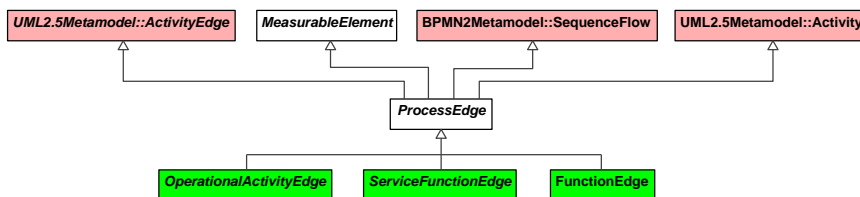


Figure 9:16 - ProcessEdge

ProcessOperation

Package: Processes

isAbstract: Yes

Generalization: [MeasurableElement](#), UML2.5Metamodel::Activity, UML2.5Metamodel::Operation

Description

An abstract type that represents a behavior or process (i.e. a Function or OperationalActivity) that can be performed by a Performer.

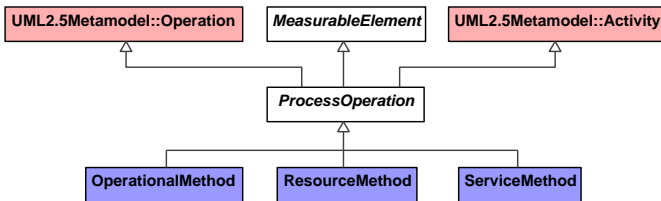


Figure 9:17 - ProcessOperation

ProcessParameter

Package: Processes

isAbstract: Yes

Generalization: [MeasurableElement](#), UML2.5Metamodel::Activity, UML2.5Metamodel::CallBehaviorAction, UML2.5Metamodel::Parameter

Description

An abstract type that represents a behavior or process (i.e. a Function or OperationalActivity) that can be performed by a Performer.

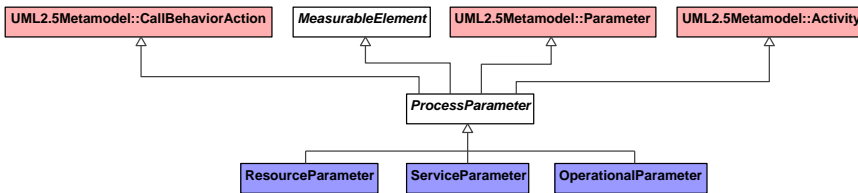


Figure 9:18 - ProcessParameter

ProcessUsage

Package: Processes

isAbstract: Yes

Generalization: [MeasurableElement](#), UML2.5Metamodel::Activity, UML2.5Metamodel::CallBehaviorAction, BPMN2Metamodel::CallActivity

Description

An abstract type that represents a behavior or process (i.e. a Function or OperationalActivity) that can be performed by a Performer.

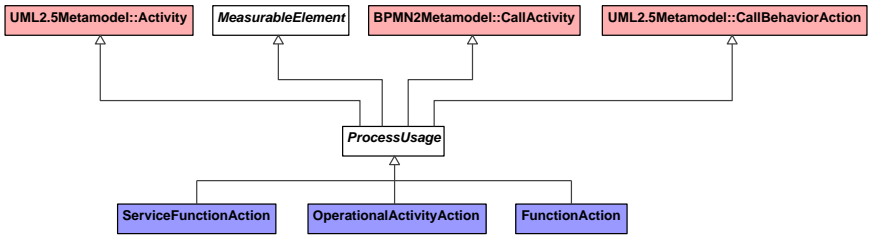


Figure 9:19 - ProcessUsage

Domain MetaModel:: **Architecture Management Metadata** :: States

Commented [KG253]: [UAF12-54](#)

StateDescription

Package: States
isAbstract: Yes

Generalization: UML2.5Metamodel::StateMachine
Description

An abstract type that represents a state machine (i.e. an OperationalStateDescription or ResourceStateDescription), depicting how the Asset responds to various events and the actions.

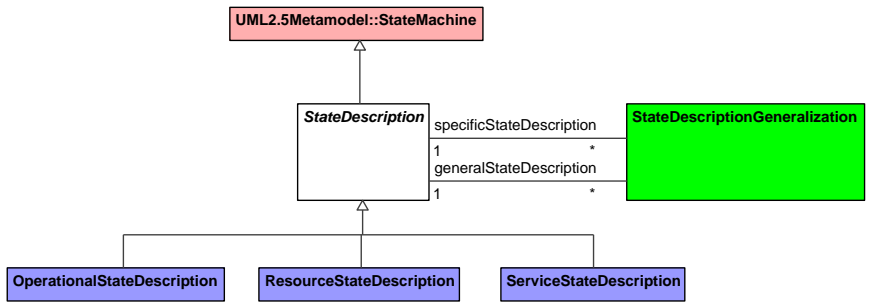


Figure 9:20 - StateDescription

Domain MetaModel:: **Architecture Management Metadata** :: Sequences Interaction Scenarios

Commented [KG254]: [UAF12-54](#)

Commented [KG255]: [UAF12-59](#)

InteractionMessage

Package: **Interaction Scenarios Sequences**
isAbstract: Yes

Generalization: [MeasurableElement](#), UML2.5Metamodel::Activity, BPMN2Metamodel::Process, UML2.5Metamodel::Interaction, UML2.5Metamodel::Message
Description

An abstract type that groups several types of messages used in the InteractionScenario.

Commented [KG256]: [UAF12-59](#)

InteractionRole

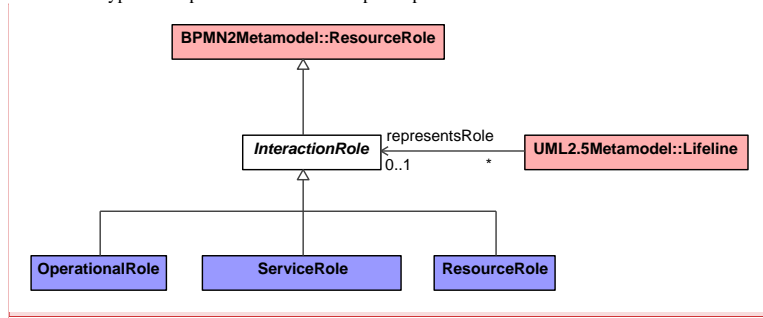
Package: Interaction Scenarios

isAbstract: Yes

Generalization: BPMN2Metamodel::ResourceRole

Description

An abstract type that represents an individual participant in the InteractionScenario.



Commented [KG257]: [UAF12-33](#)

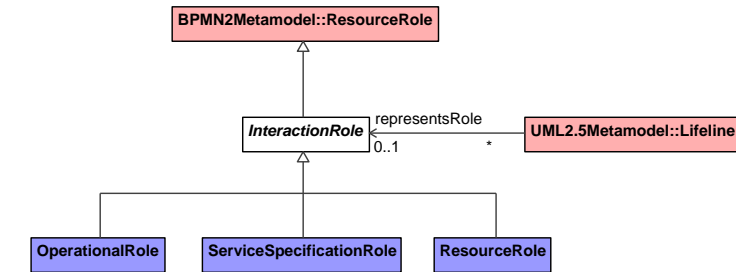


Figure 9:21 - InteractionRole

Formatted: French (France)

InteractionScenario

Package: Interaction Scenarios

isAbstract: Yes

Generalization: [MeasurableElement](#), UML2.5Metamodel::Activity, BPMN2Metamodel::Process, UML2.5Metamodel::Interaction

Description

An abstract type that specifies interactions between Assets, like ResourcePerformers, and ServiceSpecifications.

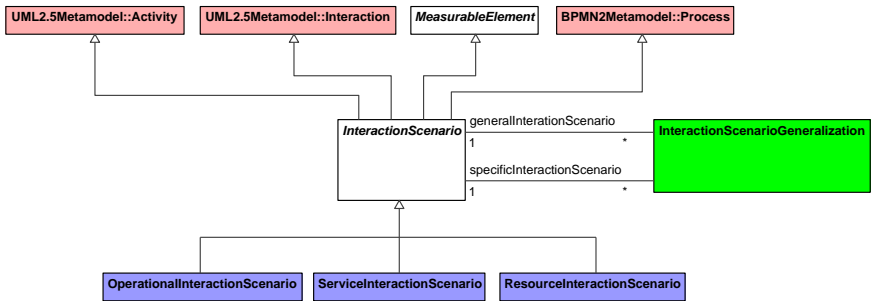


Figure 9:22 - InteractionScenario

Domain MetaModel:: Architecture ManagementMetadata::Information

Commented [KG258]: [UAF12-54](#)

Alias

Commented [KG261]: [UAF12-54](#)

Package: Dictionary-Information

Commented [KG259]: [UAF12-54](#)

isAbstract: No

Generalization: MeasurableElement

Description

A metamodel Artifact used to define an alternative name for an element.

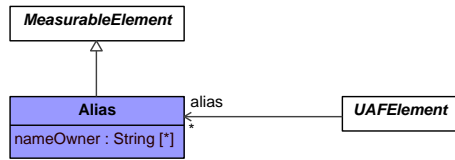


Figure 9:23 - Alias

Attributes

nameOwner : Someone or something that uses this alternative name.

ArchitectureMetadata

Package: Taxonomy

isAbstract: No

Generalization: Metadata

Description

Information associated with an ArchitecturalDescription, that supplements the standard set of tags used to summarize the Architecture. It states things like what methodology was used, notation, etc.

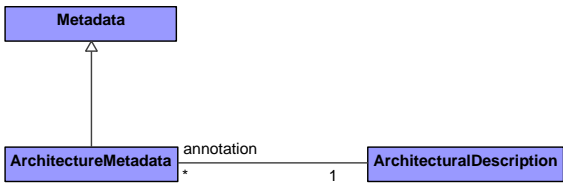


Figure 9:1 - ArchitectureMetadata

Definition

Package: DictionaryInformation

isAbstract: No

Generalization: MeasurableElement
Description

A comment containing a description of an element in the architecture.

Commented [KG260]: UAF12-54

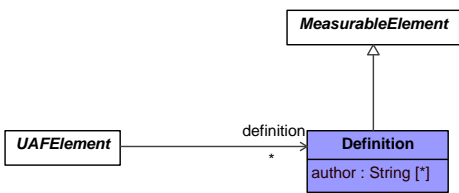


Figure 9:24 - Definition

Attributes

author : The original or current person (architect) responsible for the Definition.

Information

Package: Information

isAbstract: No

Generalization: MeasurableElement

Description

A comment that describes the state of an item of interest in any medium or form -- and is communicated or received.

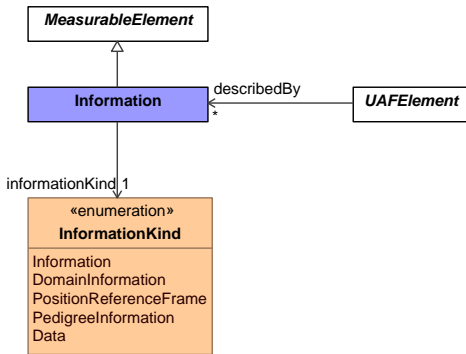


Figure 9:23 - Information

InformationModel

Package: Information

isAbstract: No

Generalization: SubjectOfOperationalConstraint, SubjectOfResourceConstraint

Description

A structural specification of data types, showing relationships between them. The type of information captured in the InformationModel is described using the enumeration InformationModelKind (Conceptual, Logical, and Physical).

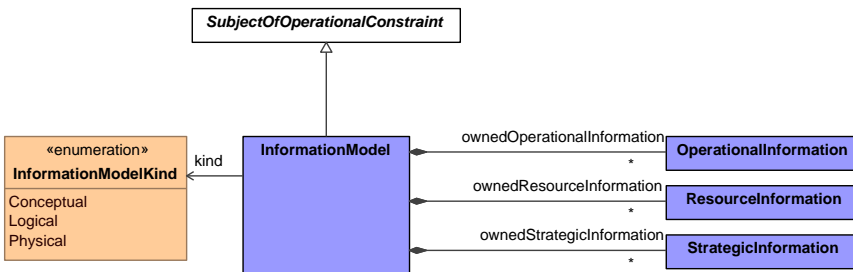


Figure 9:26 - InformationModel

Metadata

Package: Taxonomy

isAbstract: No

Generalization: MeasurableElement

Description

A comment that can be applied to any element in the architecture. The attributes associated with this element details the relationship between the element and its related `dublinCoreElement`, `metaDataScheme`, `category` and `name`. This allows the element to be referenced using the Semantic Web.

Commented [KG262]: UAF12-54
Moved from Taxonomy subsection

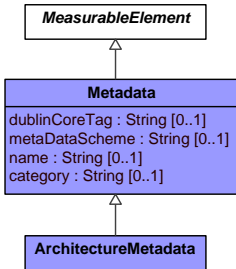


Figure 9:3 - Metadata

Attributes

<code>category : String[0..1]</code>	Defines the category of a Metadata element example: http://purl.org/dc/terms/abstract .
<code>dublinCoreTag : String[0..1]</code>	A metadata category that is a DublinCore tag.
<code>metaDataScheme : String[0..1]</code>	A representation scheme that defines a set of Metadata.
<code>name : String[0..1]</code>	The name of the Metadata.

SameAs

Package: Information

isAbstract: No

Generalization: MeasurableElement

Description

A tuple that asserts that two elements refer to the same real-world thing.

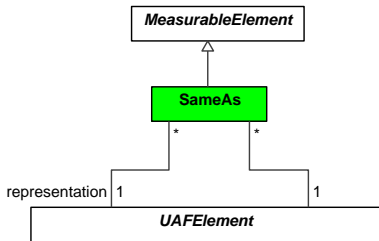


Figure 9:27 - SameAs

Commented [KG263]: [UAF12-52](#)

Formatted: Body Text

Domain MetaModel:: Architecture ManagementMetadata::Constraints

Commented [KG264]: [UAF12-54](#)

Rule

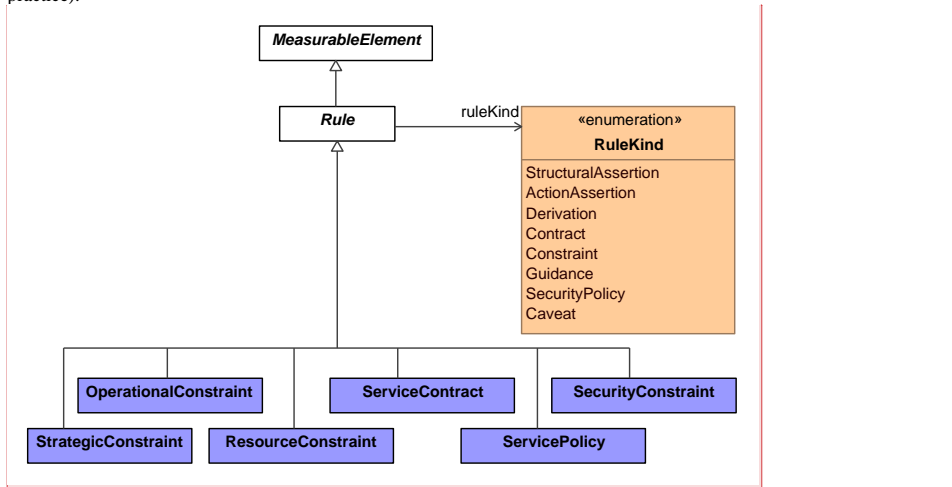
Package: Constraints

isAbstract: Yes

Generalization: [MeasurableElement](#)

Description

An abstract type for all types of constraint (i.e. an OperationalConstraint could detail the rules of accountancy best practice).



Commented [KG265]: [UAF12-33](#)
[UAF12-118](#)

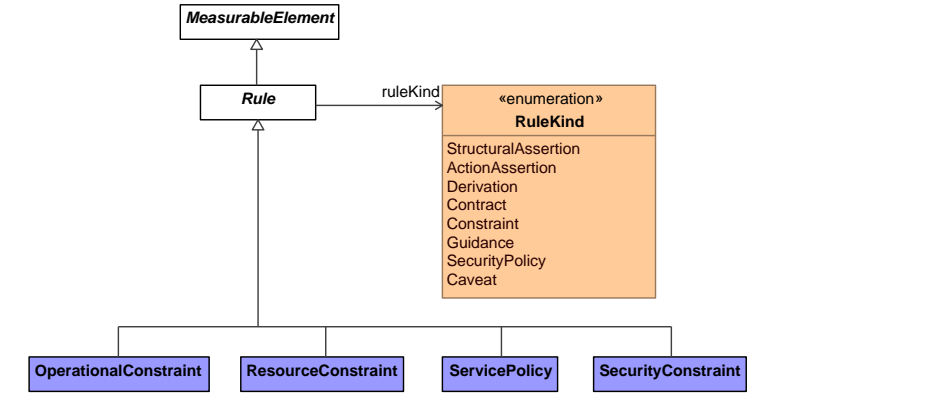


Figure 9:24 - Rule

Domain MetaModel:: **Architecture Management Metadata**::Traceability

Commented [KG266]: [UAF12-54](#)

ArchitecturalReference

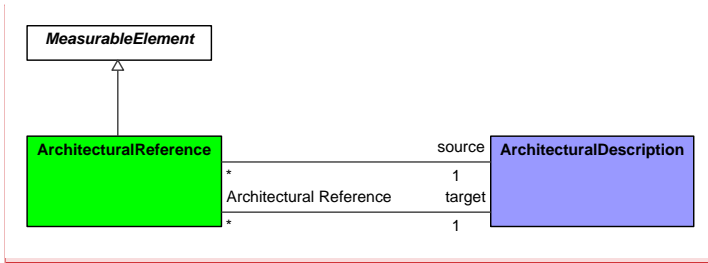
Package: Traceability

isAbstract: No

Generalization: [MeasurableElement](#)

Description

A tuple that specifies that one architectural description refers to another.



Commented [KG267]: [UAF12-54](#)

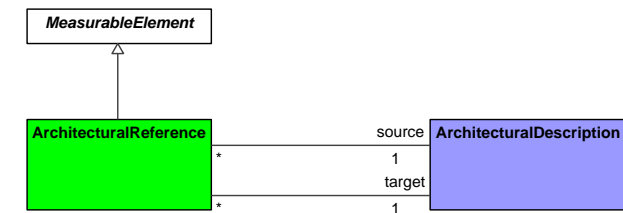


Figure 9:25 - ArchitecturalReference

ComparesTo

Package: Traceability

isAbstract: No

Generalization: MeasurableElement

Description

A tuple used to relate the effect that is achieved with the originally expected DesiredEffect. Providing a means of comparison, between the expectation of the desirer and the actual result.

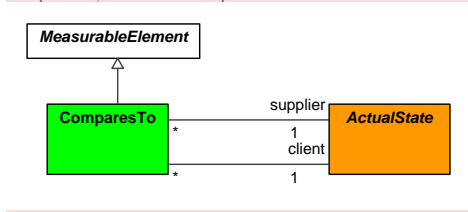


Figure 9:30 - ComparesTo

Commented [KG268]: [UAF12-48](#)
[UAF12-11](#)

Implements

Package: Traceability

isAbstract: No

Generalization: MeasurableElement

Description

A tuple that defines how an element in the upper layer of abstraction is implemented by a semantically equivalent element (for example tracing the Functions to the OperationalActivities) in the lower level of abstraction.

Commented [KG269]: [UAF12-52](#)
[UAF12-33](#)
[UAF12-15](#)





Figure 9:26 — Implements

Sequence

Package: Traceability

isAbstract: No

Generalization: [MeasurableElement](#)

Description

A tuple that asserts one Individual's temporal extent is completely before the temporal extent of another.

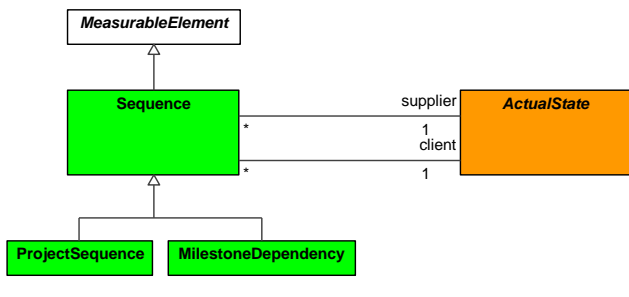


Figure 9:32 - Sequence

Commented [KG270]: [UAF12-117](#)

45.1.29.1.2 Domain MetaModel::Summary & Overview

Commented [KG271]: [UAF12-50](#)
Moved from 9.1.12 section

ArchitecturalDescription

Package: Summary & Overview

isAbstract: No

Generalization: [MeasurableElement](#)

Description

An Architecture Description is a work product used to express the Architecture of some System Of Interest.

It provides executive-level summary information about the architecture description in a consistent form to allow quick reference and comparison between architecture descriptions -- It includes assumptions, constraints, and limitations that may affect high-level decisions relating to an architecture-based work program.

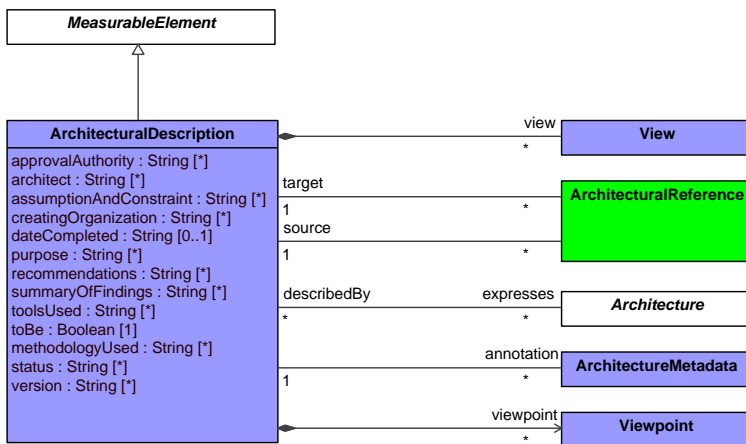


Figure 9:209 - ArchitecturalDescription

Attributes

approvalAuthority : String[*]	Someone or something that has the authority to approve the ArchitecturalDescription.
architect : String[*]	Someone responsible for the creation of ArchitecturalDescription.
assumptionAndConstraint : String[*]	Any assumptions, constraints, and limitations contained in the ArchitecturalDescription, including those affecting deployment, communications performance, information assurance environments, etc.
creatingOrganization : String[*]	The organization responsible for creating the ArchitecturalDescription.
dateCompleted : String[0..1]	Date that the ArchitecturalDescription was completed.
methodologyUsed : String[*]	Name of the documented methodology that will be or has been used in describing the architecture. The methodology used in developing the architecture.
purpose : String[*]	Explains the need for the Architecture, what it will demonstrate, the types of analyses that will be applied to it, who is expected to perform the analyses, what decisions are expected to be made on the basis of each form of analysis, who is expected to make those decisions, and what actions are expected to result.
recommendations : String[*]	States the recommendations that have been developed based on the architecture effort. Examples include recommended system implementations, and opportunities for technology insertion.
status : String[*]	State of the architecture description in terms of its development, baselining, activity (e.g., active or inactive), or some other factor of importance. Approval status of the architecture.
summaryOfFindings : String[*]	Summarizes the findings that have been developed so far. This may be updated several times during the development of the ArchitecturalDescription.
toBe : Boolean[1]	Indicates whether the ArchitecturalDescription represents an Architecture that exists or will exist in the future.
toolsUsed : String[*]	Identifies any tools used to develop the ArchitecturalDescription as well as file names and formats if appropriate.
version : String[*]	Identifier that indicates the particular edition or revision of the architecture description. Version number of the architecture.

Commented [KG272]: [UAF12-54](#)

Commented [KG273]: [UAF12-54](#)

Commented [KG274]: [UAF12-54](#)

Architecture

Package: Summary & Overview

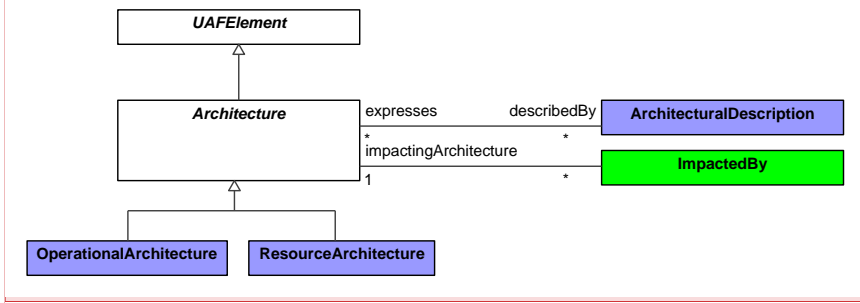
isAbstract: Yes

Generalization: [UAFElement](#)

Description

[An abstract type that represents a generic architecture. Subtypes are OperationalArchitecture, Service Architecture, and ResourceArchitecture.](#)

An abstract type that represents a generic architecture. Subtypes are OperationalArchitecture and PhysicalArchitecture.



Commented [KG275]: [UAF12-33](#)

Formatted: OMG Normal Centered Image Anchor Paragraph

Commented [KG276]: [UAF12-50](#)
[UAF12-33](#)

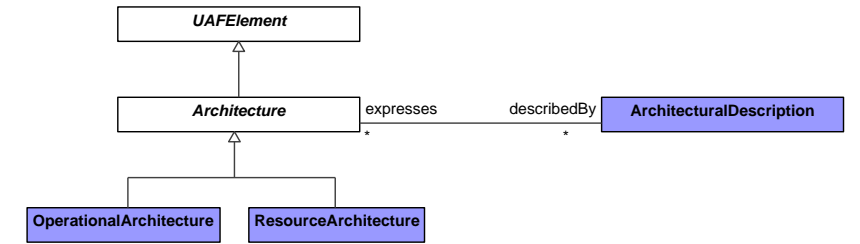


Figure 9:210 - Architecture

Concern

Package: Summary & Overview

isAbstract: No

Generalization: [PropertySet](#), [PhaseableElementPropertySet](#)

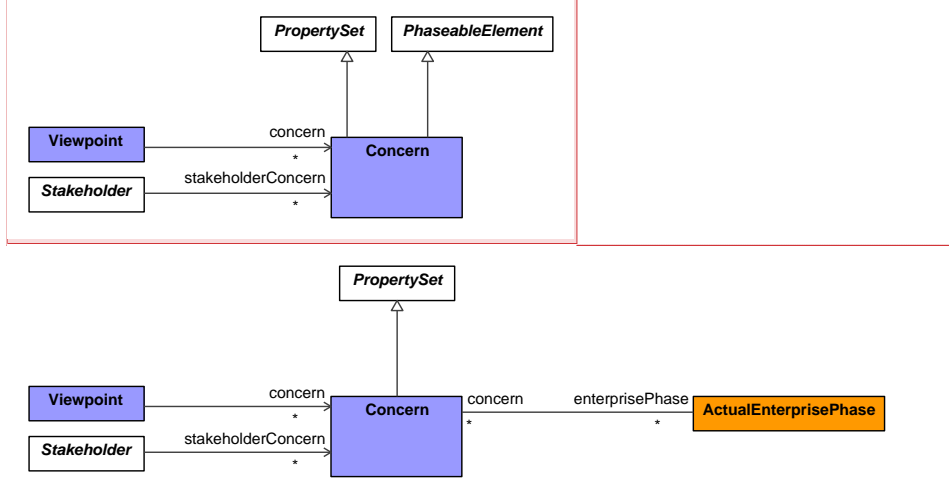
Description

[A matter of relevance or importance to a stakeholder regarding an entity of interest.](#)

Commented [KG277]: [UAF12-15](#)

Commented [AM278]: [UAF12-15](#)

Interest in an EnterprisePhase (EnterprisePhase is synonym for System in ISO 42010) relevant to one or more of its stakeholders.



Formatted: OMG Normal Centered Image Anchor Paragraph

Commented [KG279]: UAF12-15

Figure 9:211 - Concern

Phases

Package: Summary & Overview

isAbstract: No

Generalization: MeasurableElement

Description

A tuple that exists between a PhaseableElement and an ActualStrategicPhase that it is assigned to.

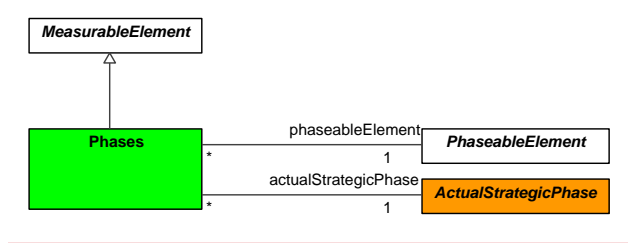


Figure 9:36 - Phases

Commented [KG280]: UAF12-15

Stakeholder

Package: Summary & Overview

isAbstract: Yes

Generalization: UAFElement

Description

An individual organizational resource, or a type of organizational resource (both internal and external to the enterprise) who has an interest in, or is affected by, outcomes or intermediate effects generated or influenced by the

Formatted: OMG Normal Centered Image Anchor Paragraph

enterpriseIndividual, team, organization, or classes thereof, having an interest in an EnterprisePhase [ISO/IEC/IEEE 42010:2011].

Commented [KG281]: UAF12-15

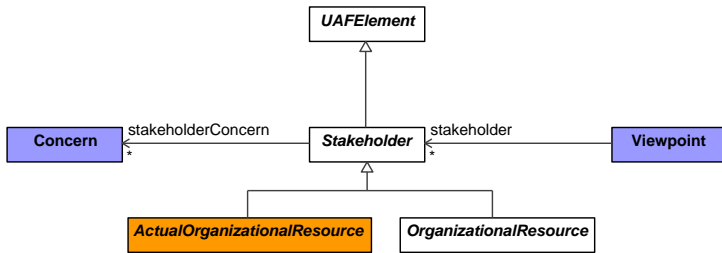


Figure 9:212 - Stakeholder

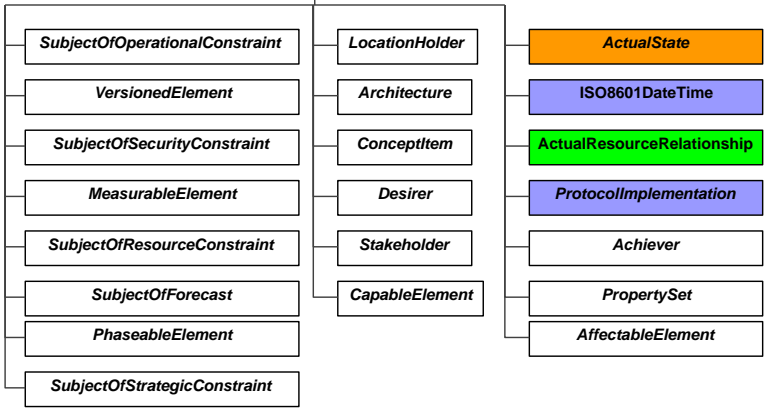
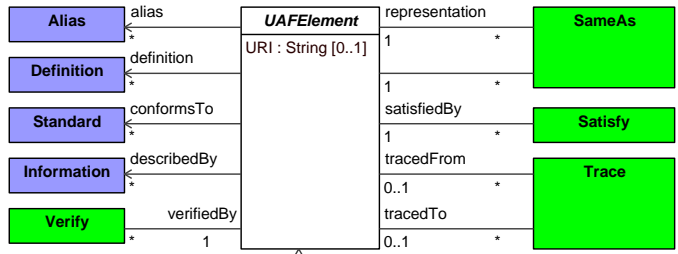
UAFElement

Package: Summary & Overview

isAbstract: Yes

Description

Abstract super type for all of the UAF elements. It provides a way for all of the UAF elements to have a common set of properties.



Commented [KG282]: [UAF12-51](#)
[UAF12-118](#)

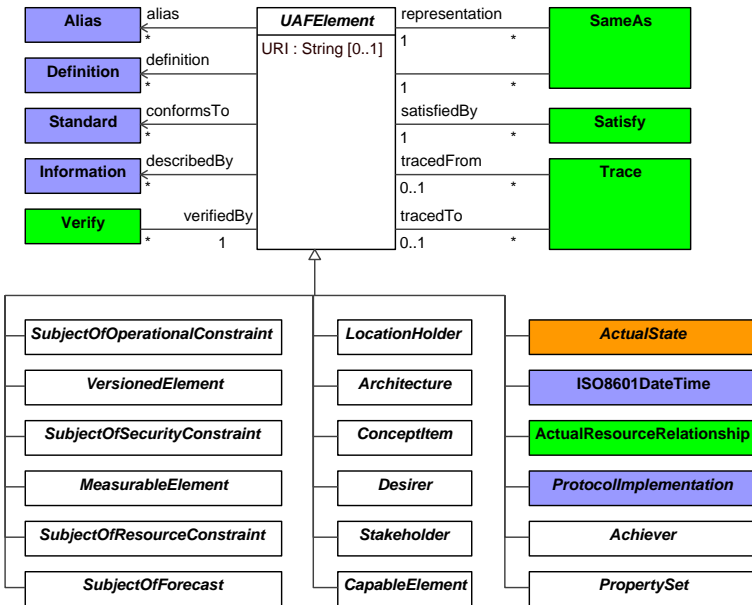


Figure 9:213 - UAFElement

Attributes

URI : String[0..1] Captures Unique identifier for the element.

View

Package: Summary & Overview

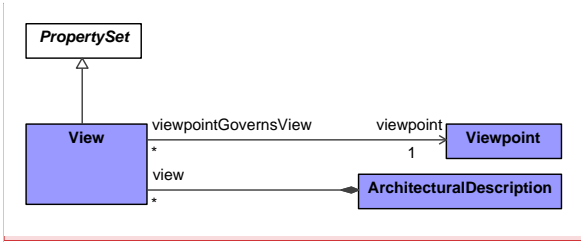
isAbstract: No

Generalization: [PropertySet](#)

Description

An information item, governed by an architecture viewpoint, comprising part of an architecture description that communicates some aspect of an architecture. An architecture view expresses the architecture of the system of interest in accordance with an architecture viewpoint (or simply, viewpoint). [ISO/IEC/IEEE 42010:2011(E)].

Commented [AM283]: [UAF12-58](#)



Commented [KG284]: [UAF12-58](#)

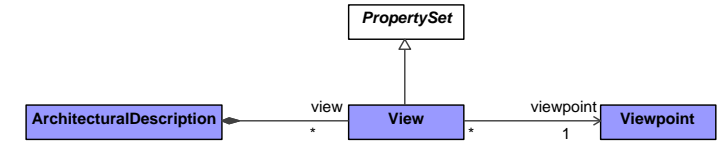


Figure 9:214 - View

Viewpoint

Package: Summary & Overview

isAbstract: No

Generalization: [PropertySet](#)

Description

Conventions for the creation, interpretation and use of an architecture view to frame one or more concerns that governs the creation of views. An architecture viewpoint frames (to formulate or construct in a particular style or language) one or more concerns. A concern can be framed by more than one viewpoint. [ISO/IEC/IEEE 42010:2011(E)].

Formatted: OMG Normal Centered Image Anchor Paragraph

Commented [KG285]: [UAF12-58](#)

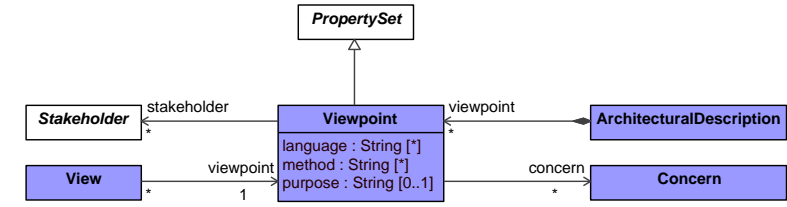


Figure 9:215 - Viewpoint

Attributes

- language : String[*] The languages used to express the Viewpoint.
- method : String[*] The methods employed in the development of the Viewpoint.
- purpose : String[0..1] The purpose of the Viewpoint.

Formatted: Body Text

15.1.39.1.3 Domain MetaModel::Strategic

Domain MetaModel::Strategic::Motivation

Commented [KG286]: [UAF12-50](#)

Challenge

Package: Motivation

isAbstract: No

Generalization: MotivationalElement

Description

An existing or potential difficulty, circumstance, or obstacle which will require effort and determination from an enterprise to overcome in achieving its goals.

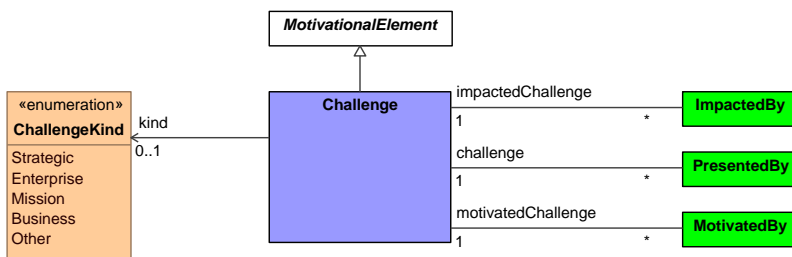


Figure 9:41 - Challenge

Commented [KG287]: [UAF12-50](#)

Driver

Package: Motivation

isAbstract: No

Generalization: MotivationalElement

Description

A factor which will have a significant impact on the activities, and goals of an enterprise

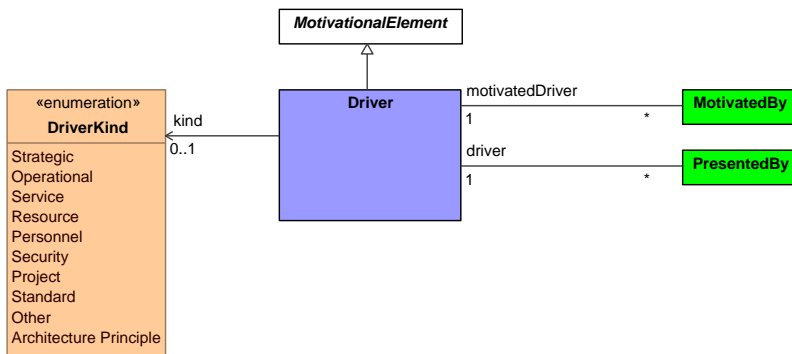


Figure 9:42 - Driver

Commented [KG288]: [UAF12-50](#)

Enables

Package: Motivation

isAbstract: No

Generalization: MeasurableElement

Description

A tuple used to denote that an Opportunity provides the means for achieving an EnterpriseGoal or Objective.

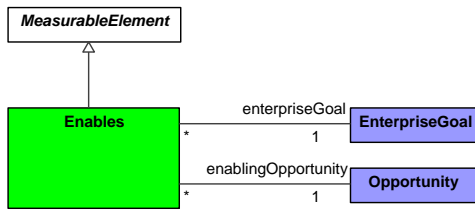


Figure 9:43 - Enables

Commented [KG289]: [UAF12-49](#)

ImpactedBy

Package: Motivation

isAbstract: No

Generalization: MeasurableElement

Description

A tuple used to denote that a Capability is affected by an Opportunity.

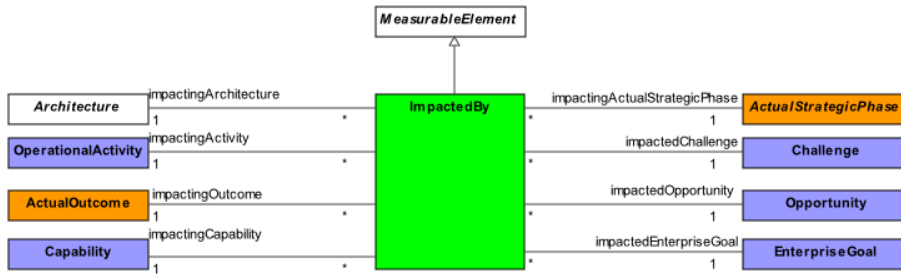


Figure 9:44 - ImpactedBy

Commented [KG290]: [UAF12-50](#)

MotivatedBy

Package: Motivation

isAbstract: No

Generalization: MeasurableElement

Description

A tuple denoting the reason or reasons one has for acting or behaving in a particular way

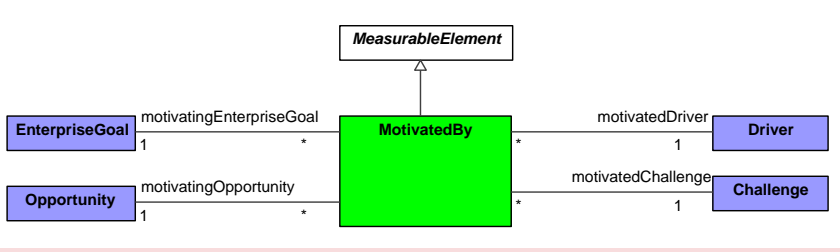


Figure 9:45 - MotivatedBy

Commented [KG291]: [UAF12-50](#)

MotivationalElement

Package: Motivation

isAbstract: Yes

Generalization: PropertySet

Description

An abstract kind of element in the model that provides the reason or reasons one has for acting or behaving in a particular way.

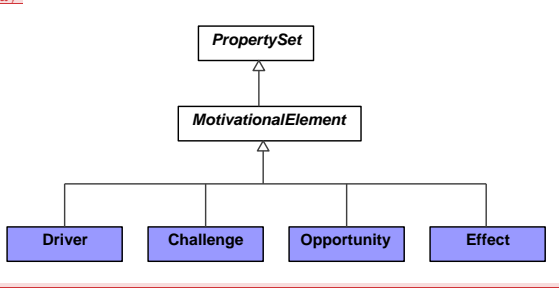


Figure 9:46 - MotivationalElement

Commented [KG292]: [UAF12-50](#)

Opportunity

Package: Motivation

isAbstract: No

Generalization: MotivationalElement, PhaseableElement, AffectableElement

Description

An existing or potential favorable circumstance or combination of circumstances which can be advantageous for addressing enterprise Challenges.

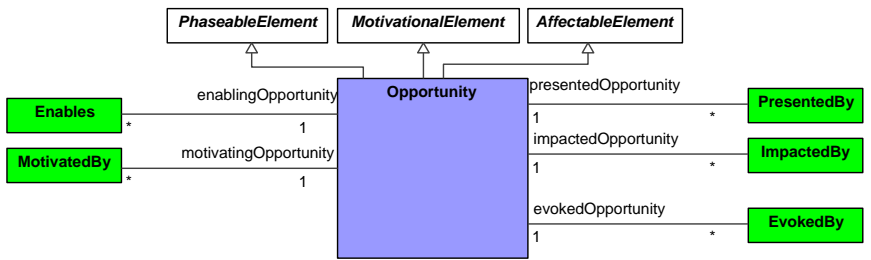


Figure 9:47 - Opportunity

Commented [KG293]: [UAF12-49](#)

PresentedBy

Package: Motivation

isAbstract: No

Generalization: MeasurableElement

Description

A tuple denoting that a Challenge must be overcome for addressing a Driver.

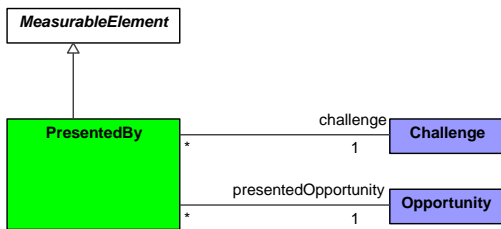


Figure 9:48 - PresentedBy

Commented [KG294]: [UAF12-50](#)

Domain MetaModel::Strategic::Taxonomy

Capability

Package: Taxonomy

isAbstract: No

Generalization: PropertySet, Desirer, PhaseableElement, AffectableElement, SubjectOfStrategicConstraint

Generalization: PropertySet, Desirer

Description

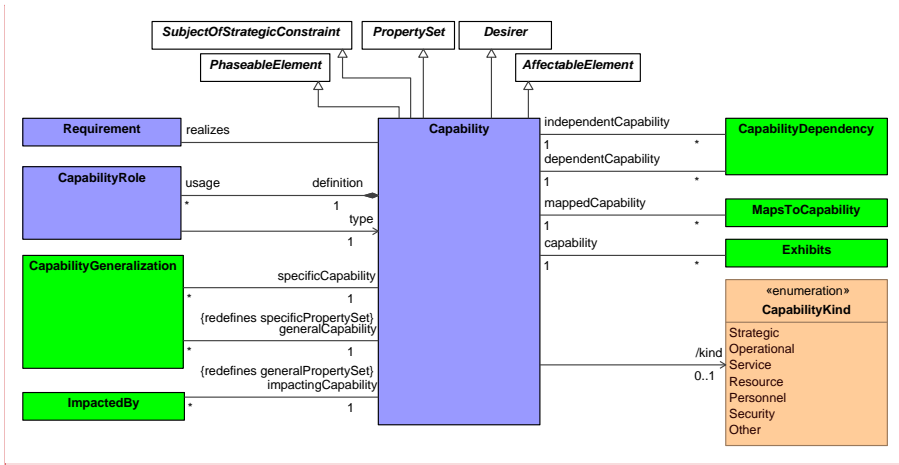
An enterprise's ability to Achieve a desired effect realized through a combination of ways and means (e.g. CapabilityConfigurations) along with specified measures.

A high-level specification of the enterprise's ability to execute a specified course of action.

Commented [KG295]: [UAF12-15](#)
[UAF12-51](#)
[UAF12-48](#)
[UAF12-118](#)

Formatted: OMG Bold Bullet KeepNext Paragraph

Commented [KG296]: [UAF12-48](#)



Commented [KG297]: [UAF12-17](#)
[UAF12-15](#)
[UAF12-50](#)
[UAF12-51](#)
[UAF12-118](#)

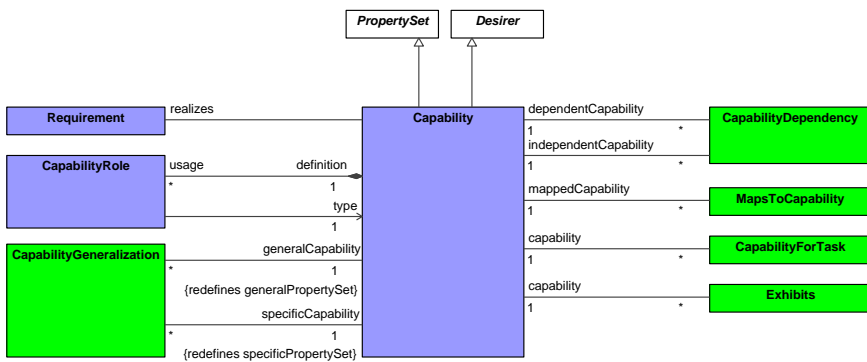


Figure 9:27 - Capability

CapabilityGeneralization

Package: Taxonomy

isAbstract: No

Generalization: [PropertySetGeneralization](#)

Description

A CapabilityGeneralization is a taxonomic relationship between a more general Capability and a more specific Capability.



Figure 9:28 - CapabilityGeneralization

EnterpriseGoal

Package: Structure

isAbstract: No

Generalization: PropertySet, PhaseableElement, AffectableElement, Requirement
Description

A statement about a state or condition of the enterprise to be brought about or sustained through appropriate Means. An EnterpriseGoal amplifies an EnterpriseVision that is, it indicates what must be satisfied on a continuing basis to effectively attain the EnterpriseVision. BMM: OMG dtc-13-08-24.

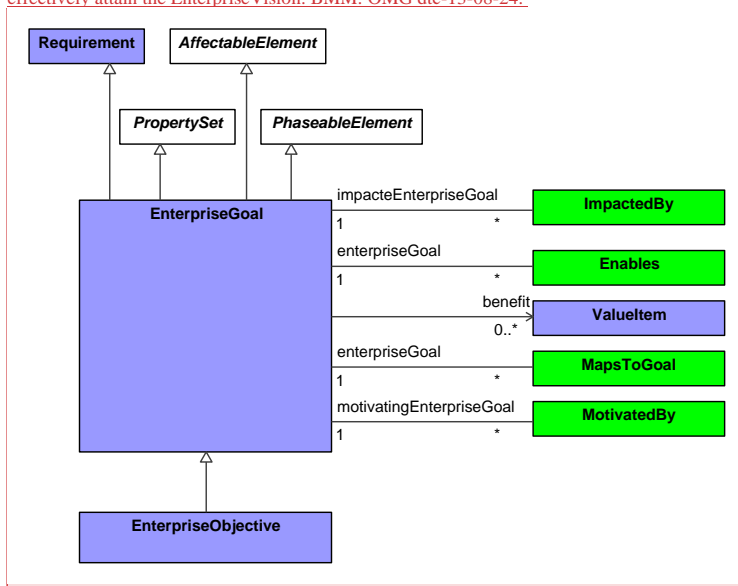


Figure 9:33 - EnterpriseGoal

EnterpriseObjective

Package: Taxonomy

Commented [KG298]: [UAF12-15](#)
[UAF12-51](#)

Commented [KG299]: [UAF12-117](#)

Commented [KG300]: [UAF12-15](#)
[UAF12-50](#)
[UAF12-49](#)
[UAF12-52](#)

isAbstract: No

Generalization: EnterpriseGoal

Description

A statement of an attainable, time-targeted, and measurable target that the enterprise seeks to meet in order to achieve its Goals. <http://www.omg.org/spec/BMM/1.3/>

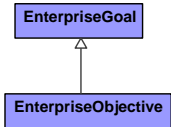


Figure 9:51 - EnterpriseObjective

EnterpriseVision

Package: Structure

isAbstract: No

Generalization: PropertySet, PhaseableElement

Description

A Vision describes the future state of the enterprise, without regard to how it is to be achieved. BMM: OMG dtc-13-08-24.

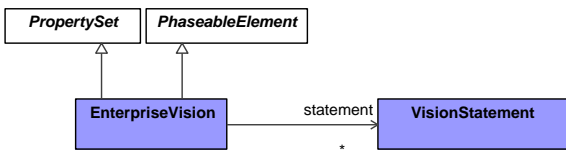


Figure 9:35 - EnterpriseVision

OwnsValue

Package: Taxonomy

isAbstract: No

Generalization: MeasurableElement

Description

An tuple denoting that an ActualOrganizationalResource owns a ValueItem.




Figure 9:52 - OwnsValue

Commented [KG301]: [UAF12-117](#)

Formatted: Body Text

Commented [KG302]: [UAF12-15](#)

Commented [KG303]: [UAF12-15](#)

Commented [KG304]: [UAF12-117](#)

PhaseableElement

Package: Taxonomy

isAbstract: Yes

Generalization: UAFElement

Description

An abstract element that indicates the types of elements that can be assigned to a specific ActualStrategicPhase.

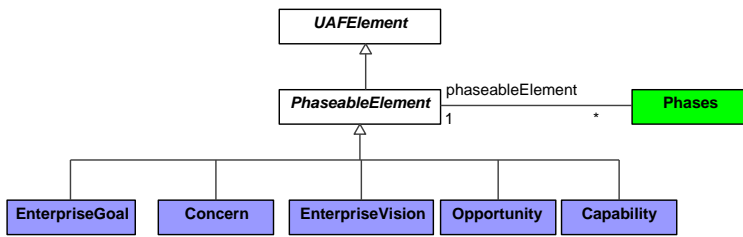


Figure 9:53 - PhaseableElement

Commented [KG305]: [UAF12-15](#)

StrategicAsset

Package: Taxonomy

isAbstract: Yes

Generalization: Asset

Description

An abstract element that indicates the types of strategic elements that can be affected by Risk.

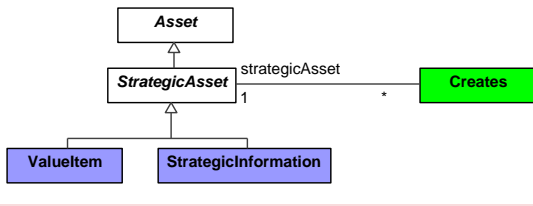


Figure 9:54 - StrategicAsset

Commented [KG306]: [UAF12-52](#)

EnterprisePhaseStrategicPhase

Package: Structure

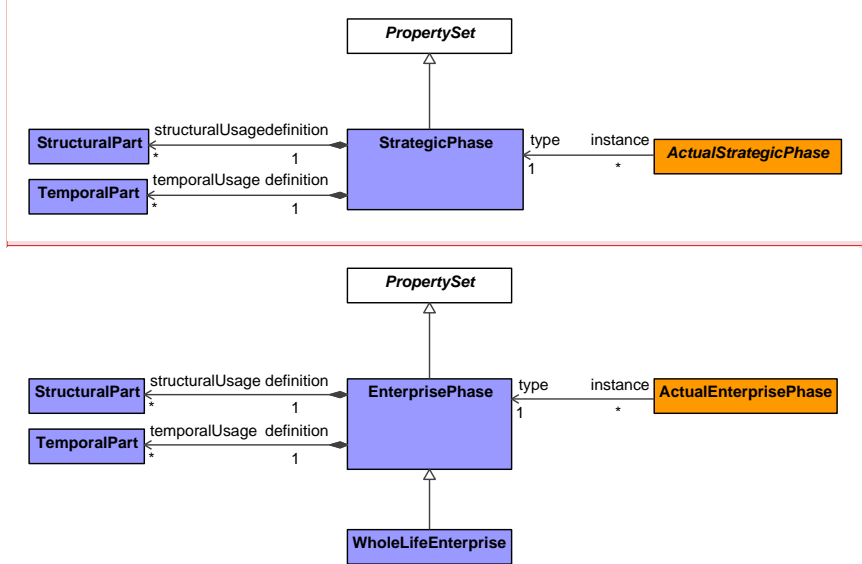
isAbstract: No

Generalization: PropertySet

Description

Commented [KG307]: 1.[UAF12-15](#)

A type of a current or future state of the enterprise, mission, ValueStream, or EnduringTask. A type of a current or future state of the enterprise.



Formatted: OMG Normal Centered Image Anchor Paragraph

Commented [KG308]: [UAF12-48](#)

Commented [KG309]: [UAF12-15](#)
[UAF12-117](#)

Figure 9:34 - EnterprisePhase StrategicPhase

Commented [KG310]: [UAF12-15](#)

Formatted: Font: 10 pt, Bold

ValueItem

Package: Taxonomy

isAbstract: No

Generalization: MeasurementSet, StrategicAsset

Description

An ideal, custom, or institution that an enterprise promotes or agrees with. It may be positive or negative, depending on point of view.

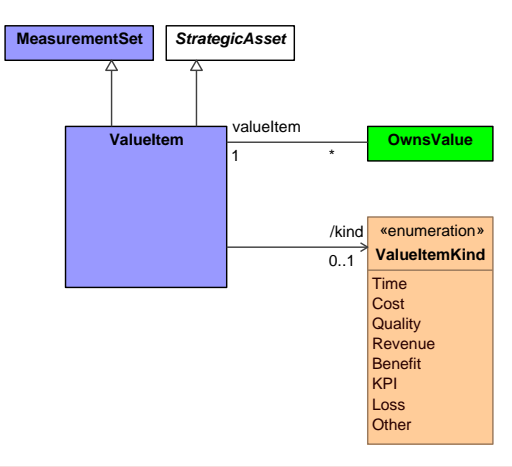


Figure 9:55 - ValueItem

Commented [KG311]: [UAF12-52](#)
Formatted: Normal

VisionStatement

Package: [StructureTaxonomy](#)

isAbstract: No

Generalization: [MeasurableElement](#)

Description

A type of comment that describes the future state of the enterprise, without regard to how it is to be achieved. BMM: OMG dtc-13-08-24.

Commented [KG312]: [UAF12-52](#)

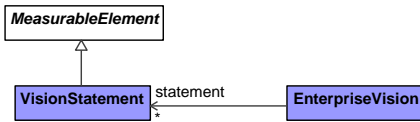


Figure 9:38 - VisionStatement

WholeLifeEnterprise

Package: [StructureTaxonomy](#)

isAbstract: No

Generalization: [EnterprisePhase](#), [ActualEnterprisePhase](#)

Description

A WholeLifeEnterprise is a purposeful endeavor of any size involving people, organizations and supporting systems. It is made up of TemporalParts and StructuralParts.

Commented [KG313]: [UAF12-52](#)

Commented [KG314]: [UAF12-117](#)

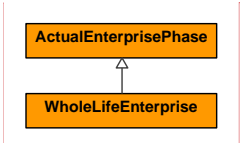


Figure 9:39 - WholeLifeEnterprise

Commented [KG315]: [UAF12-117](#)

Formatted: Caption

Formatted: Indent: Left: 0", First line: 0"

Domain MetaModel::Strategic::Structure

ActualEnduringTask

Package: Structure

isAbstract: No

Generalization: CapableElement, ActualPropertySet

Description

An actual undertaking recognized by an enterprise as being essential to achieving its goals — i.e. a strategic specification of what the enterprise does.

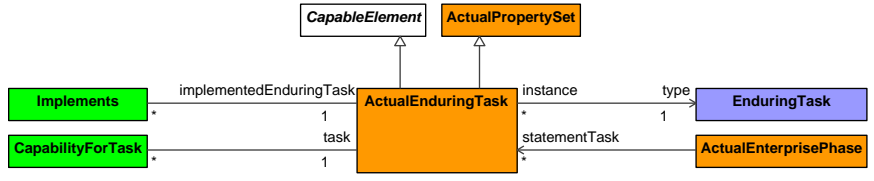


Figure 9:29 - ActualEnduringTask

Commented [KG316]: [UAF12-52](#)
Move to Processes subsection

ActualEnterprisePhase

Package: Structure

isAbstract: No

Generalization: CapableElement, ActualPropertySet, Achiever

Description

An individual that describes the phase of an actual enterprise endeavor.

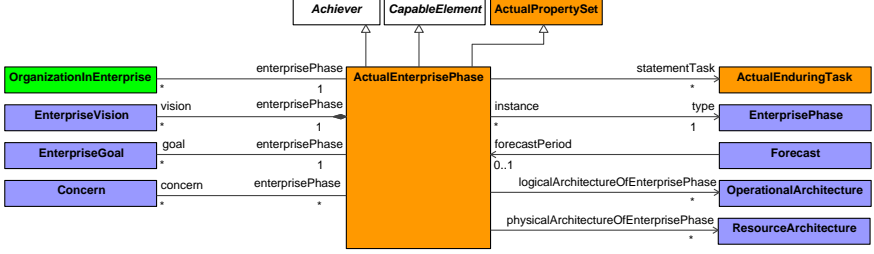


Figure 9:30 - ActualEnterprisePhase

Commented [KG317]: [UAF12-52](#)
Moved to Strategic Process

CapabilityRole

Package: Structure

isAbstract: No

Generalization: [PropertySet](#), [Desirer](#), [MeasurableElement](#)

Description

A high level specification of the enterprise's ability to execute a specified course of action.

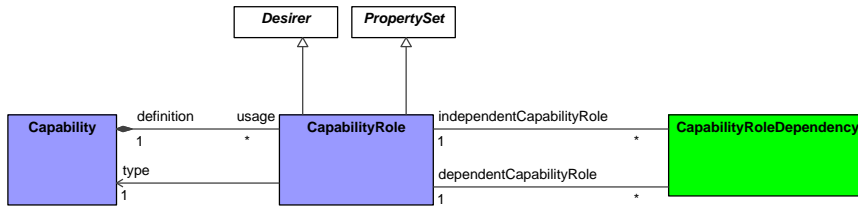


Figure 9:31 - CapabilityRole

EnduringTask

Package: Structure

isAbstract: No

Generalization: [PropertySet](#)

Description

A type of template behavior recognized by an enterprise as being essential to achieving its goals — i.e. a template for a strategic specification of what the enterprise does.

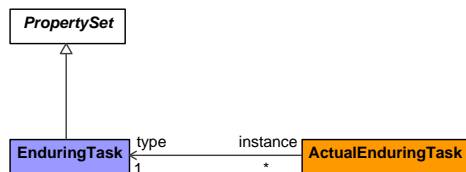


Figure 9:32 – EnduringTask

EnterpriseGoal

Package: Structure

isAbstract: No

Generalization: [PropertySet](#)

Description

A statement about a state or condition of the enterprise to be brought about or sustained through appropriate Means. An EnterpriseGoal amplifies an EnterpriseVision that is, it indicates what must be satisfied on a continuing basis to effectively attain the EnterpriseVision. BMM: OMG dtc-13-08-24.

Commented [KG318]: [UAF12-15](#)
[UAF12-117](#)

Commented [KG320]: Move to Taxonomy section

Commented [KG319]: [UAF12-15](#)
[UAF12-51](#)

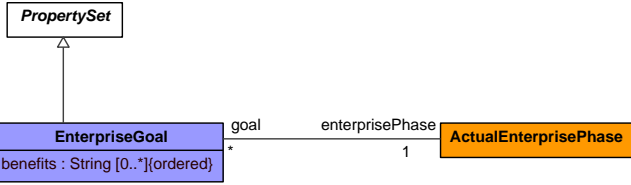


Figure 9:33 – EnterpriseGoal

Attributes

benefits : String[0..*] A description of the usefulness of the Goal in terms of why the state or condition of the Enterprise is worth attaining.

Commented [KG321]: [UAF12-52](#)

Formatted: Indent: Left: 0", First line: 0"

EnterpriseVision

Package: Structure

isAbstract: No

Generalization: [PropertySet](#)

Description

A Vision describes the future state of the enterprise, without regard to how it is to be achieved. BMM: OMG dtc-13-08-24.

Commented [KG322]: [UAF12-52](#)
Move to Taxonomy subsection

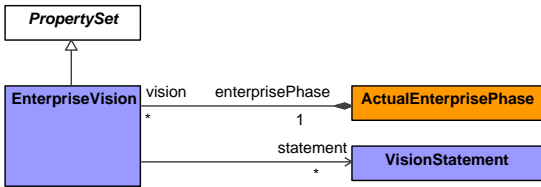


Figure 9:35 – EnterpriseVision

EnterprisePhase

Package: Structure

isAbstract: No

Generalization: [PropertySet](#)

Description

A type of a current or future state of the enterprise.

Commented [KG323]: [UAF12-52](#)
Move to Taxonomy subsection

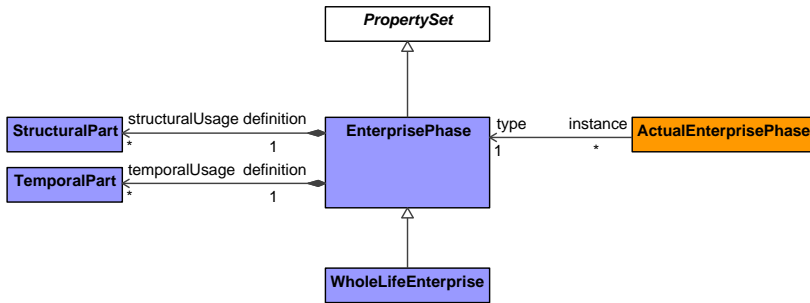


Figure 9:34 – EnterprisePhase

- Commented [KG324]: [UAF12-15](#)
- Commented [KG325]: Move to Taxonomy subsection
- Formatted: Indent: Left: 0", First line: 0"

StructuralPart

Package: Structure

isAbstract: No

Generalization: [MeasurableElement](#)

Description

Usage of a StrategicPhase in the context of another StrategicPhase. It asserts that one StrategicPhase is a spatial part of another. Creates a whole-part relationship that represents the structure of the StrategicPhase. ~~current or future state of the wholeLifeEnterprise or another EnterprisePhase.~~

- Formatted: OMG Normal Centered Image Anchor Paragraph
- Commented [KG326]: [UAF12-15](#)
- Commented [KG327]: [UAF12-15](#)

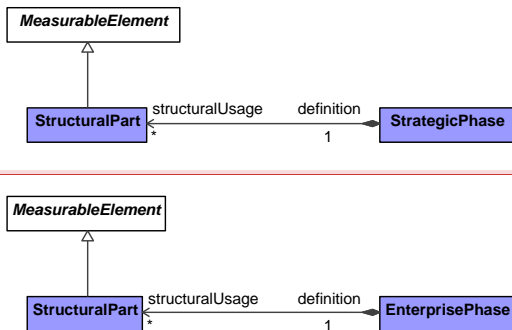


Figure 9:36 - StructuralPart

TemporalPart

Package: Structure

isAbstract: No

Generalization: [MeasurableElement](#)

Description

Usage of an StrategicPhase in the context of another StrategicPhase. It asserts that one StrategicPhase is a spatial part of another. Creates a whole-part relationship that represents the temporal structure of the StrategicPhase.

A current or future state of the wholeLifeEnterprise or another EnterprisePhase.

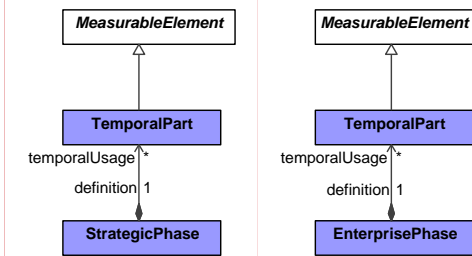


Figure 9:37 - TemporalPart

Commented [KG328]: [UAF12-15](#)

Formatted: OMG Normal Centered Image Anchor Paragraph

Commented [KG329]: [UAF12-15](#)

VisionStatement

Package: Structure

isAbstract: No

Generalization: MeasurableElement

Description

A type of comment that describes the future state of the enterprise, without regard to how it is to be achieved. BMM: OMG dtc-13-08-24.

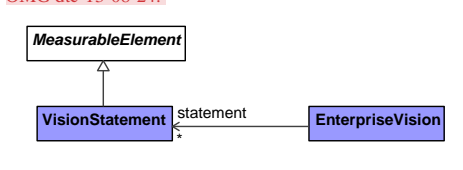


Figure 9:38 - VisionStatement

Commented [KG330]: [UAF12-52](#)
Moved to Taxonomy subsection

WholeLifeEnterprise

Package: Structure

isAbstract: No

Generalization: EnterprisePhase

Description

A WholeLifeEnterprise is a purposeful endeavor of any size involving people, organizations and supporting systems. It is made up of TemporalParts and StructuralParts.

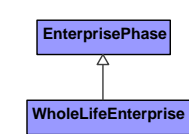


Figure 9:39 - WholeLifeEnterprise

Commented [KG332]: [UAF12-52](#)
Moved to Taxonomy subsection

Domain MetaModel::Strategic::Connectivity

CapabilityDependency

Package: Connectivity

isAbstract: No

Generalization: [MeasurableElement](#)

Description

A tuple that asserts that one CapabilityDependency is dependent from another.

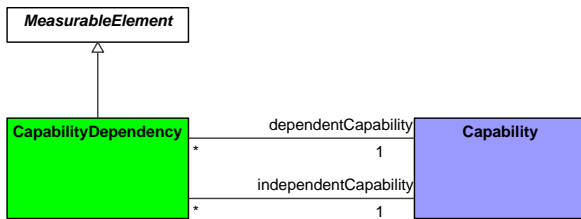


Figure 9:40 - CapabilityDependency

CapabilityRoleDependency

Package: Connectivity

isAbstract: No

Generalization: [MeasurableElement](#)

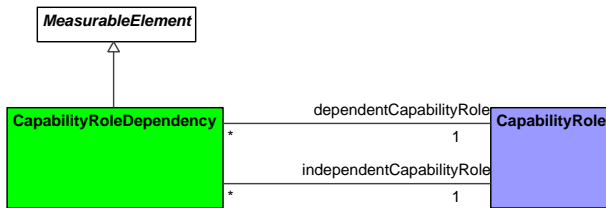


Figure 9:41 - CapabilityRoleDependency

StrategicExchange

Package: Connectivity

isAbstract: No

Generalization: Exchange

Description

Asserts that a flow can exist between ActualStrategicPhases (i.e. flows of information, people, materiel, or energy).

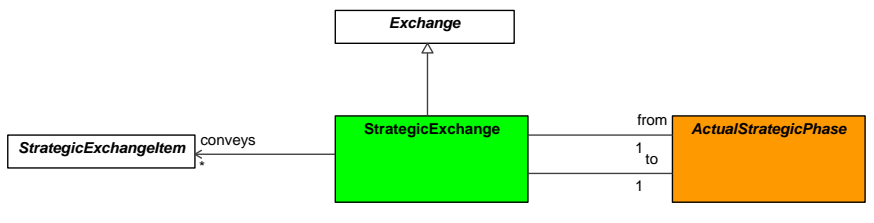


Figure 9:67 - StrategicExchange

Commented [KG333]: [UAF12-52](#)

StrategicExchangeItem

Package: Connectivity

isAbstract: Yes

Generalization: Resource, ExchangeItem

Description

An abstract grouping for elements that defines the types of elements that can be exchanged between ActualStrategicPhases and conveyed by a StrategicExchange.

Commented [KG334]: [UAF12-52](#)

Domain MetaModel::Strategic::Processes

Commented [KG335]: [UAF12-52](#)

ActualEnduringTask

Package: Processes

isAbstract: No

Generalization: ActualStrategicP

Description

An actual undertaking recognized by an enterprise as being essential to achieving its goals - i.e. a strategic specification of what the enterprise does.

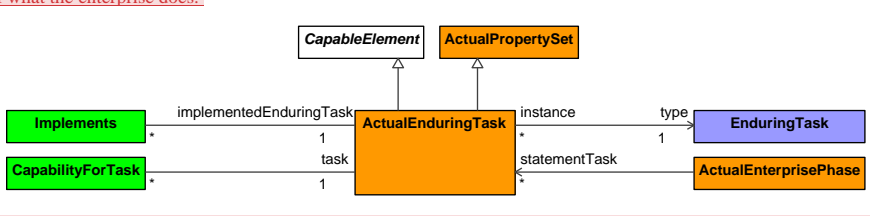


Figure 9:29 - ActualEnduringTask

Commented [KG336]: [UAF12-52](#)

ActualEnterprisePhase

Package: Processes

isAbstract: No

Generalization: ActualStrategicPhase

Description

A time period within which a set of Capabilities are deployed.

An individual that describes the phase of an actual enterprise endeavor.

Commented [AM337]: [UAF12-117](#)

Formatted: Font: (Default) Times New Roman, 10 pt, Font color: Auto, Pattern: Clear

Formatted: OMG Normal Paragraph

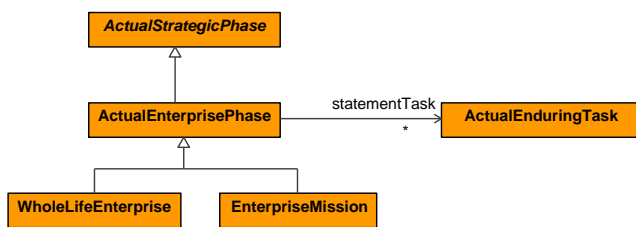


Figure 9:68 - ActualEnterprisePhase

Commented [KG338]: [UAF12-15](#)
[UAF12-117](#)

ActualStrategicPhase

Package: Processes

isAbstract: Yes

Generalization: Achiever, ActualPropertySet

Description

A phase of an actual enterprise, mission, ValueStream or EnduringTask endeavor.

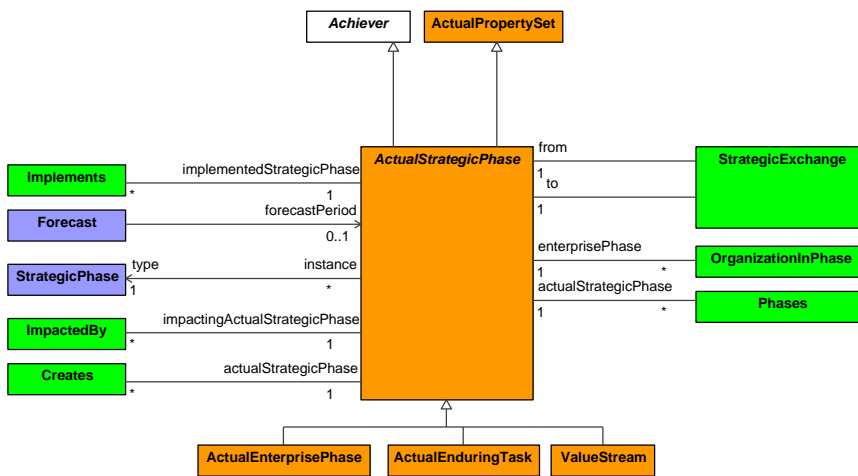


Figure 9:69 - ActualStrategicPhase

Commented [KG339]: [UAF12-15](#)
[UAF12-52](#)

Creates

Package: Processes

isAbstract: No

Generalization: MeasurableElement

Description

A tuple used to denote that an ActualStrategicPhase brings into existence a StrategicAsset.

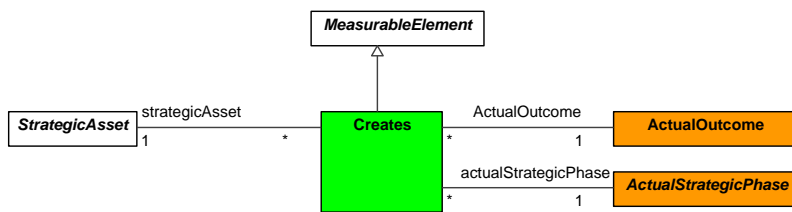


Figure 9:70 - Creates

Commented [KG340]: [UAF12-52](#)

EnterpriseMission

Package: Processes

isAbstract: No

Generalization: ActualEnterprisePhase

Description

Mission captures at a high level what you will do to realize your vision.

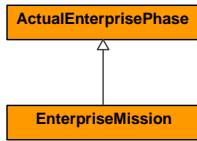


Figure 9:71 - EnterpriseMission

Commented [KG341]: [UAF12-48](#)
[UAF12-117](#)

ValueStream

Package: Processes

isAbstract: No

Generalization: ActualStrategicPhase

Description

An end-to-end collection of activities that create a result for a customer, who may be the ultimate customer or an internal end-user of the value stream. Value stream nested within another value stream may represent Value Stream Stage - a distinct, identifiable phase or step within a value stream [The Business Architecture Metamodel Guide, 2020]

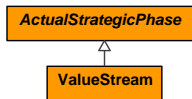


Figure 9:72 - ValueStream

Commented [KG342]: [UAF12-117](#)

Formatted: Body Text

Domain MetaModel::Strategic::States

Achiever

Package: States

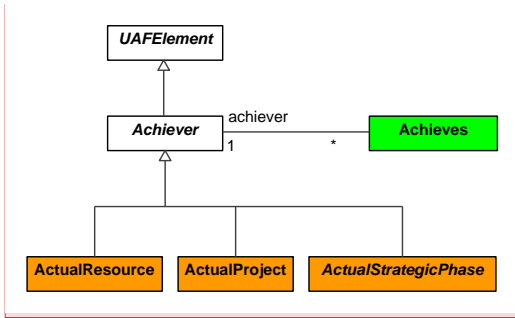
isAbstract: Yes

Generalization: [UAFElement](#)

Description

An ActualResource, ActualProject or [ActualStrategicPhase](#) [ActualEnterprisePhase](#) that can deliver a DesiredEffect.

Commented [KG343]: [UAF12-48](#)
[UAF12-15](#)



Commented [KG344]: [UAF12-48](#)

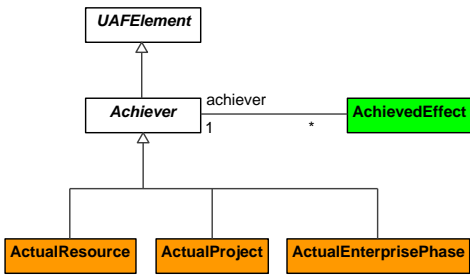


Figure 9:43 - Achiever

[Achieves](#)[AchievedEffect](#)

Package: States

isAbstract: No

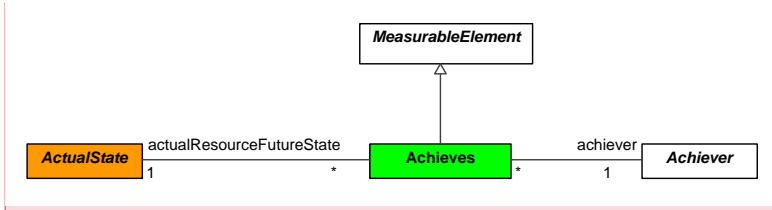
Generalization: [MeasurableElement](#)

Description

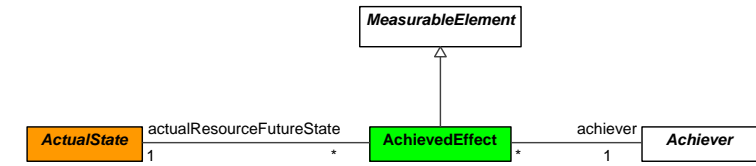
A tuple that exists between an ActualState (e.g., observed/measured during testing) of an element that attempts to achieve a DesiredEffect and an Achiever.

Commented [KG345]: [UAF12-48](#)

Formatted: OMG Normal Paragraph



Commented [KG346]: [UAF12-48](#)



Commented [KG347]: [UAF12-48](#)

Figure 9:42 - ~~Achieves~~AchievedEffect

ActualEffect

Package: States

isAbstract: No

Generalization: ActualPropertySet

Description

A real world phenomenon that follows and is caused by some previous phenomenon.

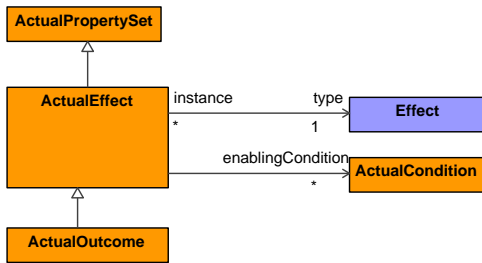


Figure 9:75 - ActualEffect

Commented [KG348]: [UAF12-48](#)

ActualOutcome

Package: States

isAbstract: No

Generalization: ActualEffect

Description

An individual that describes something that happens or is produced as the final consequence or product and is related to one of the goals for the business or enterprise. Outcome is a special kind of effect, one that is usually at the end of a chain of effects, i.e. an "end effect".

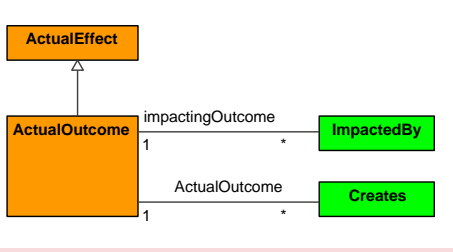


Figure 9:76 - ActualOutcome

Commented [KG349]: UAF12-48

DesiredEffect

Package: States

isAbstract: No

Generalization: MeasurableElement

Description

A tuple relating the Desirer (a Capability or OrganizationalResource) to an ActualState.

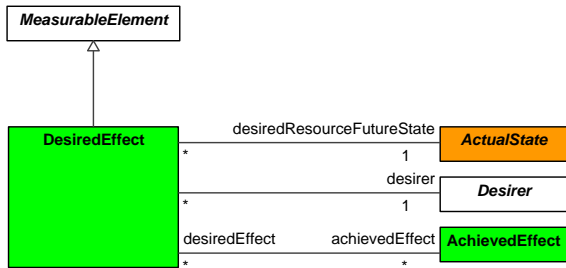


Figure 9:44 - DesiredEffect

Commented [KG350]: UAF12-48 Renamed to Desires and moved down to reflect the alphabetic ordering.

Desirer

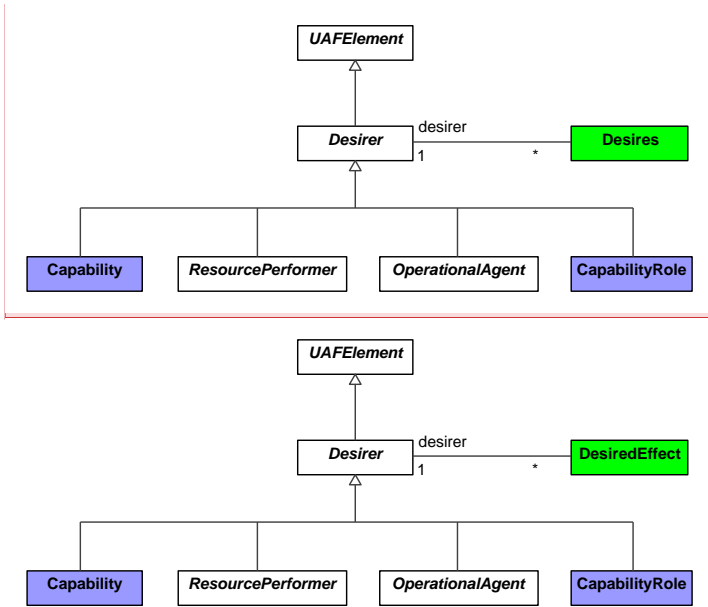
Package: States

isAbstract: Yes

Generalization: UAFElement

Description

Abstract type used to group architecture elements that might desire a particular effect.



Commented [KG351]: [UAF12-48](#)

Figure 9:45 - Desirer

[DesiresDesiredEffect](#)

Package: States

isAbstract: No

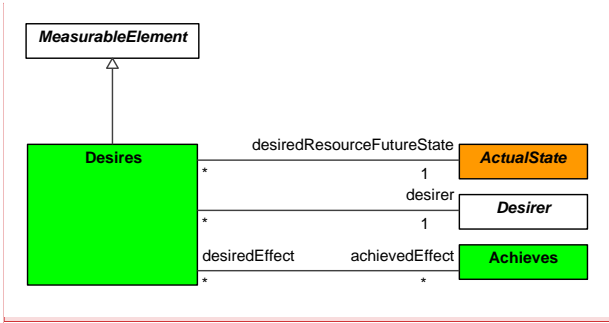
Generalization: [MeasurableElement](#)

Description

A tuple relating the Desirer (a Capability or OrganizationalResource) to an ActualState.

Commented [KG352]: [UAF12-48](#)

Formatted: OMG Normal Paragraph, Indent: Left: 0", First line: 0", Space After: 0 pt



Commented [KG353]: [UAF12-48](#)

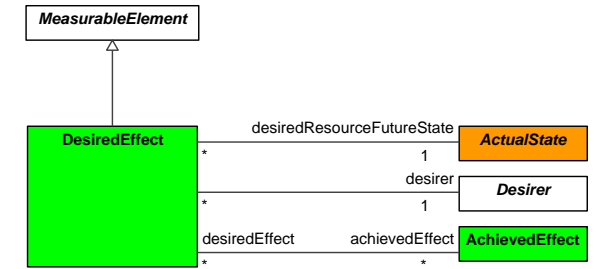


Figure 9:44 - ~~Desires~~ DesiredEffect

Commented [KG354]: [UAF12-48](#)

Effect

Package: States

isAbstract: No

Generalization: MotivationalElement

Description

A kind of phenomenon that follows and is caused by some previous phenomenon that could lead to downstream effects or to one or more desired outcomes.

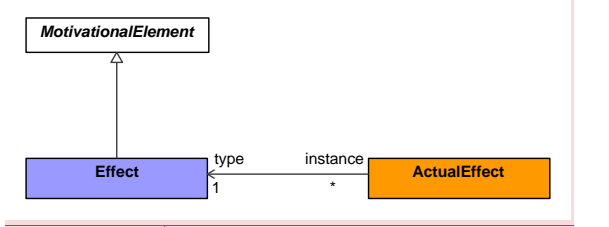


Figure 9:79 - Effect

Commented [KG355]: [UAF12-48](#)

Domain MetaModel::Strategic::Information

MapsToGoal

Package: Information

isAbstract: No

Generalization: MeasurableElement

Description

A tuple denoting that some StrategicInformation contributes to achieving an EnterpriseGoal or Objective.

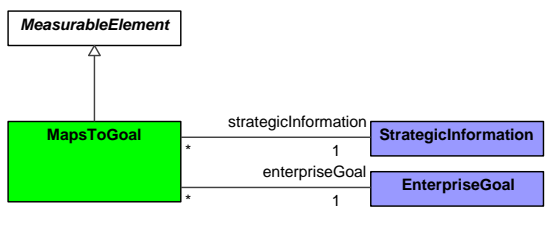


Figure 9:80 - MapsToGoal

StrategicInformation

Package: Information

isAbstract: No

Generalization: StrategicExchangeItem, StrategicAsset

Description

Knowledge communicated or received concerning a particular fact or circumstance that is strategic in nature that is important or essential in relation to a plan of action

Commented [KG356]: [UAF12-52](#)

Domain MetaModel::Strategic::Constraints

StrategicConstraint

Package: Constraints

isAbstract: No

Generalization: Rule

Description

A Rule governing a Capability.

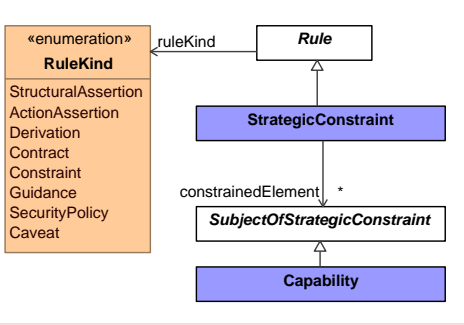


Figure 9:81 - StrategicConstraint

SubjectOfStrategicConstraint

Package: Constraints

isAbstract: Yes

Generalization: UAFElement

Description

An abstract grouping of elements that can be the subject of a StrategicConstraint.

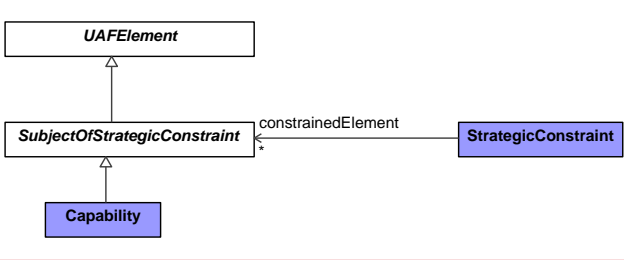


Figure 9:82 - SubjectOfStrategicConstraint

Commented [KG357]: [UAF12-118](#)

Commented [KG358]: [UAF12-118](#)

Domain MetaModel::Strategic::Traceability

EvokedBy

Package: Traceability

isAbstract: No

Generalization: MeasurableElement

Description

A tuple used to denote that a Risk is drawn out by an Opportunity.

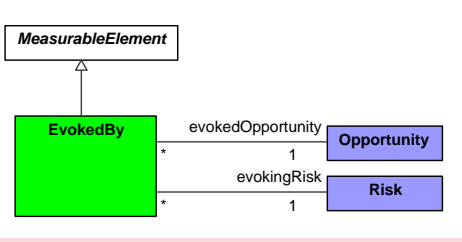


Figure 9:84 - EvokedBy

Commented [KG359]: [UAF12-49](#)

CapabilityForTask

Package: Traceability

isAbstract: No

Generalization: [MeasurableElement](#)

Description

A tuple that asserts that a Capability is required in order for an Enterprise to conduct a phase of an EnduringTask.

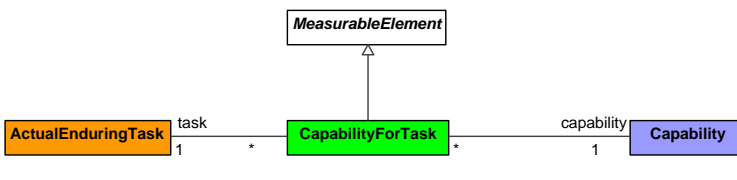


Figure 9:46 - CapabilityForTask

Commented [KG360]: [UAF12-15](#)

Formatted: Caption

Formatted: Default Paragraph Font, Font: Bold

Exhibits

Package: Traceability

isAbstract: No

Generalization: [MeasurableElement](#)

Description

A tuple that exists between a CapableElement and a Capability that it meets under specific environmental conditions.

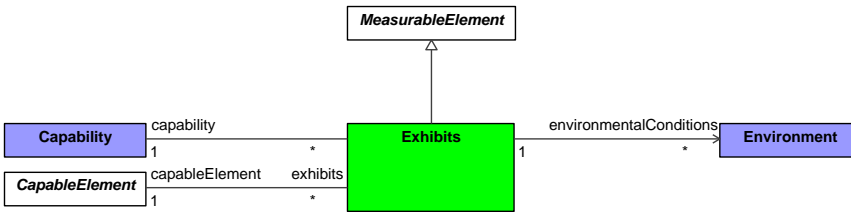


Figure 9:48 - Exhibits

MapsToCapability

Package: Traceability

isAbstract: No

Generalization: [MeasurableElement](#)

Description

A tuple denoting that an Activity contributes to providing a Capability.

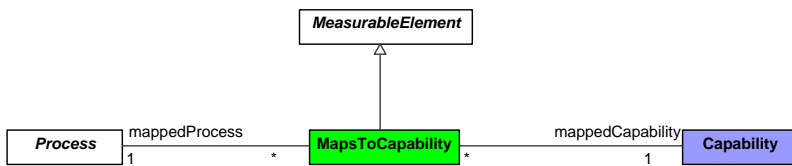


Figure 9:49 - MapsToCapability

OrganizationInPhaseOrganizationInEnterprise

Package: Traceability

isAbstract: No

Generalization: [MeasurableElement](#)

Description

A tuple relating an ActualOrganization to an ActualStrategicPhaseActualEnterprisePhase to denote that the ActualOrganization plays a role or is a stakeholder in an ActualStrategicPhaseActualEnterprisePhase.

Commented [KG361]: [UAF12-15](#)

Formatted: OMG Normal Paragraph

Commented [KG362]: [UAF12-15](#)

Commented [KG363]: [UAF12-15](#)

Commented [KG364]: [UAF12-15](#)

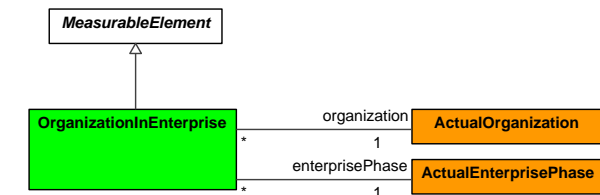
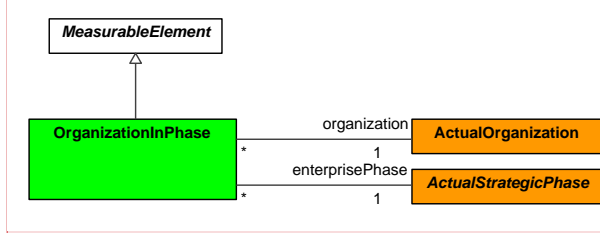


Figure 9:50 - OrganizationInPhaseOrganizationInEnterprise

Commented [KG365]: [UAF12-15](#)

15.1.49.1.4 Domain MetaModel::Operational

Domain MetaModel::Operational::Taxonomy

ArbitraryConnector

Package: Taxonomy

isAbstract: No

Generalization: [MeasurableElement](#)

Description

Represents a visual indication of a connection used in high level operational concept diagrams.

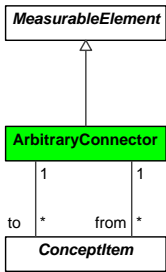


Figure 9:51 - ArbitraryConnector

ConceptItem

Package: Taxonomy

isAbstract: Yes

Generalization: [UAFElement](#)

Description

An abstract type which represents some part played by an asset or location in a HighLevelOperationalConceptAbstract, an item which may feature in a HighLevelOperationalConcept.

Commented [AM366]: [UAF12-58](#)

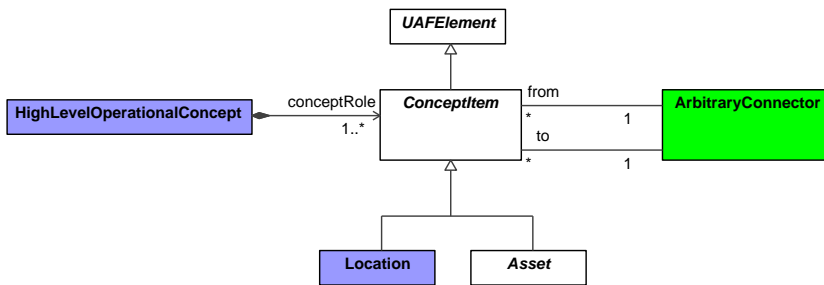


Figure 9:52 - ConceptItem

HighLevelOperationalConcept

Package: Taxonomy

isAbstract: No

Generalization: [PropertySet](#)

Description

Describes the Resources and Locations required to meet an operational scenario from an integrated systems point of view. It is used to communicate overall quantitative and qualitative system characteristics to stakeholders.

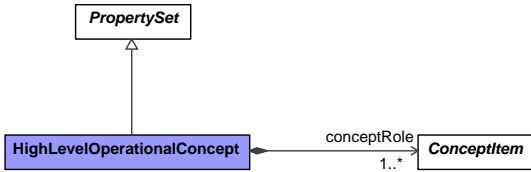


Figure 9:53 - HighLevelOperationalConcept

Domain MetaModel::Operational::Structure

KnownResource

Package: Structure

isAbstract: No

Generalization: [OperationalPerformer](#), [ResourcePerformer](#)

Description

Asserts that a known ResourcePerformer constrains the implementation of the OperationalPerformer that plays the role in the OperationalArchitecture.

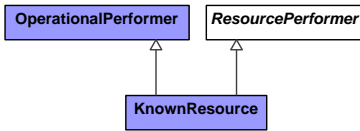


Figure 9:54 - KnownResource

OperationalAgent

Package: Structure

isAbstract: Yes

Generalization: [SubjectOfOperationalConstraint](#), [CapableElement](#), [OperationalAsset](#), [Desirer](#)

Description

An abstract type grouping OperationalArchitecture and OperationalPerformer.

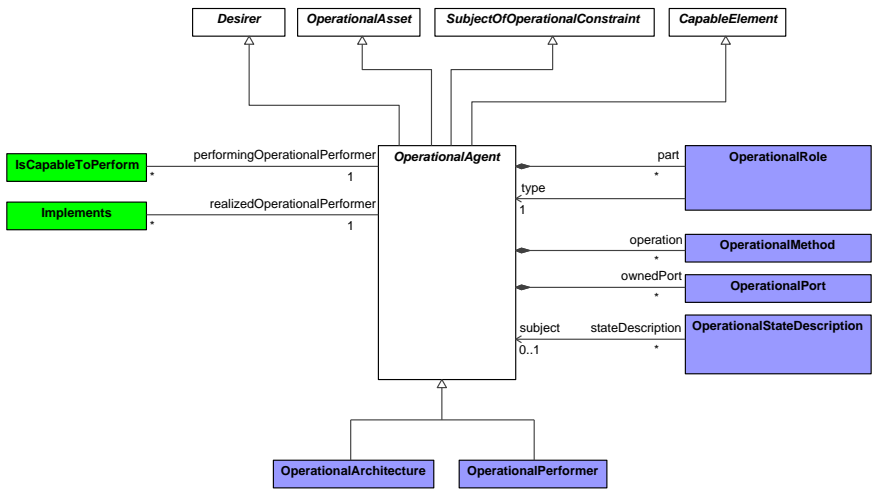


Figure 9:55 - OperationalAgent

OperationalArchitecture

Package: Structure

isAbstract: No

Generalization: [OperationalAgent](#), [Architecture](#)

Description

A type used to denote a model of the Architecture, described from the Operational perspective.

Commented [KG367]: [UAF12-15](#)

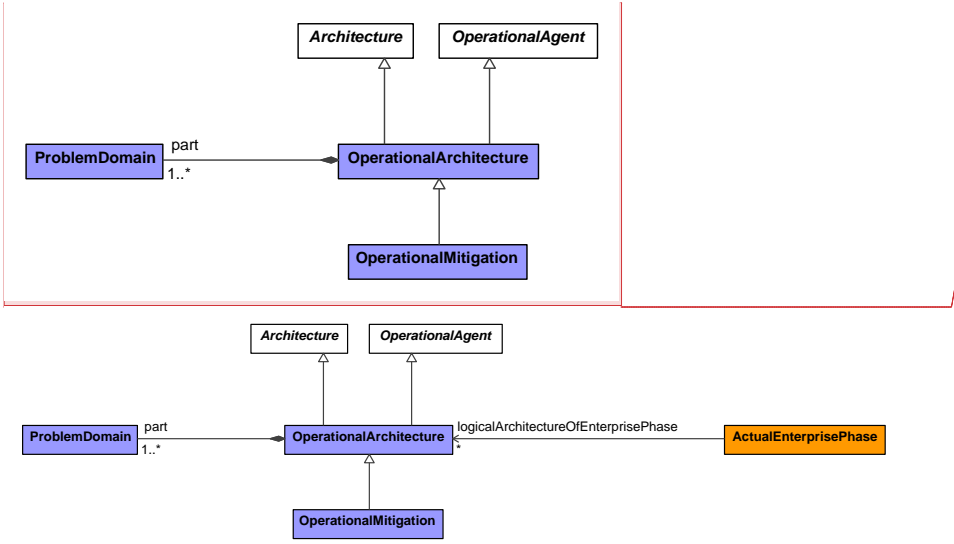


Figure 9:56 - OperationalArchitecture

OperationalMethod

Package: Structure

isAbstract: No

Generalization: [ProcessOperation](#)

Description

A behavioral feature of an OperationalAgent whose behavior is specified in an OperationalActivity.

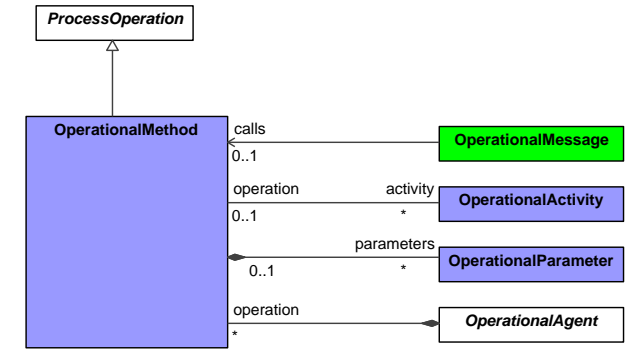


Figure 9:57 - OperationalMethod

OperationalParameter

Package: Structure

isAbstract: No

Generalization: [ProcessParameter](#)

Description

A type that represents inputs and outputs of an OperationalActivity. It is typed by an OperationalExchangeItem.

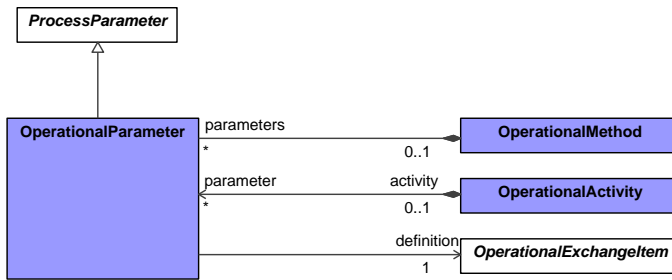


Figure 9:58 - OperationalParameter

OperationalPerformer

Package: Structure

isAbstract: No

Generalization: [OperationalAgent](#)

Description

A logical entity that IsCapableToPerform OperationalActivities which produce, consume and process Resources.

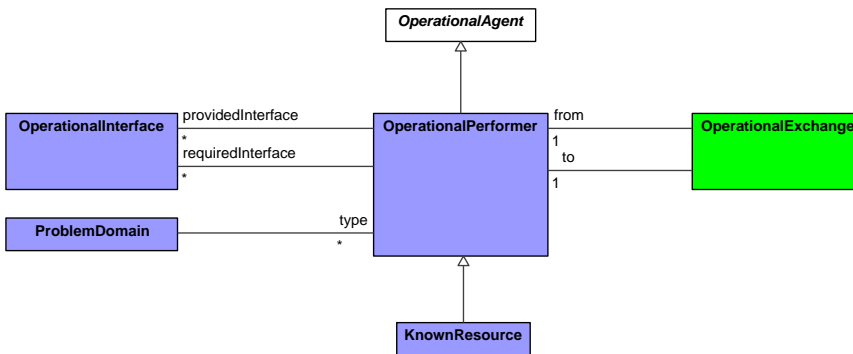


Figure 9:59 - OperationalPerformer

OperationalRole

Package: Structure

isAbstract: No

Generalization: [LocationHolder](#), [AssetRole](#), [InteractionRole](#)

Description

Usage of a OperationalPerformer or OperationalArchitecture in the context of another OperationalPerformer or OperationalArchitecture. Creates a whole-part relationship.

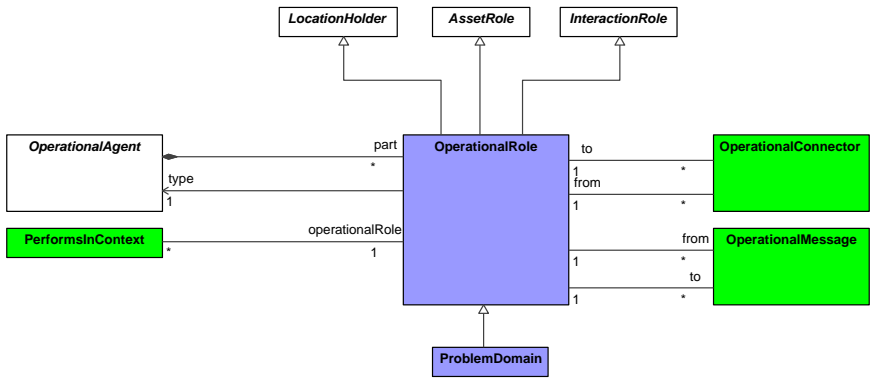


Figure 9:60 - OperationalRole

ProblemDomain

Package: Structure

isAbstract: No

Generalization: [OperationalRole](#)

Description

A property associated with an OperationalArchitecture, used to specify the scope of the problem.

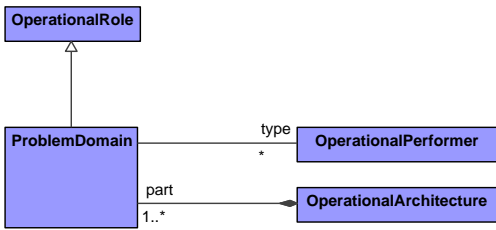


Figure 9:61 - ProblemDomain

Domain MetaModel::Operational::Connectivity

OperationalConnector

Package: Connectivity

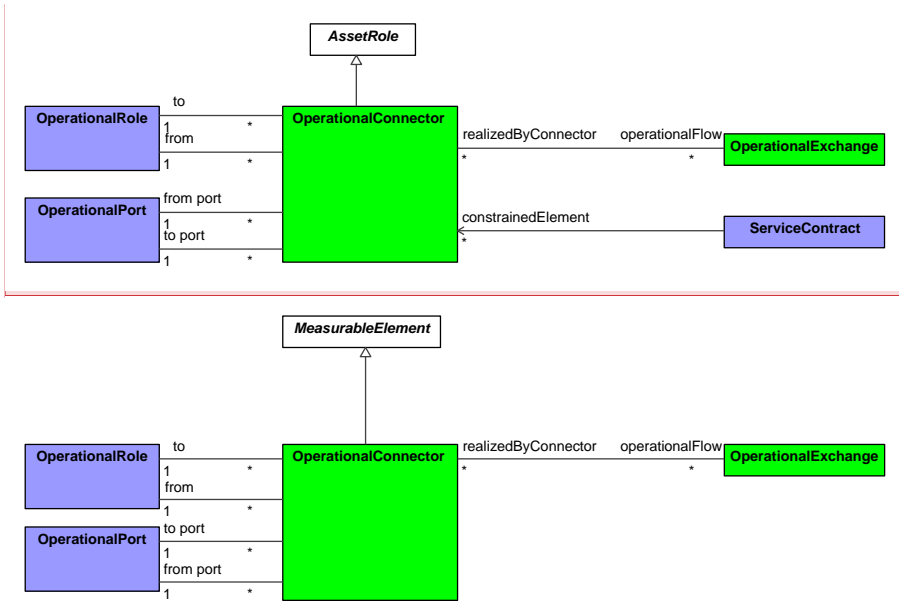
isAbstract: No

Generalization: [AssetRole](#), [MeasurableElement](#)

Description

A Connector that goes between OperationalRoles representing a need to exchange Resources. It can carry a number of OperationalExchanges.

Commented [KG368]: [UAF12-51](#)



Commented [KG369]: [UAF12-51](#)
[UAF12-33](#)

Figure 9:62 - OperationalConnector

OperationalExchange

Package: Connectivity

isAbstract: No

Generalization: [Exchange](#), [SubjectOfOperationalConstraint](#)

Description

Asserts that a flow can exist between OperationalPerformers (i.e. flows of information, people, materiel, or energy).

Commented [KG370]: UAF12-33

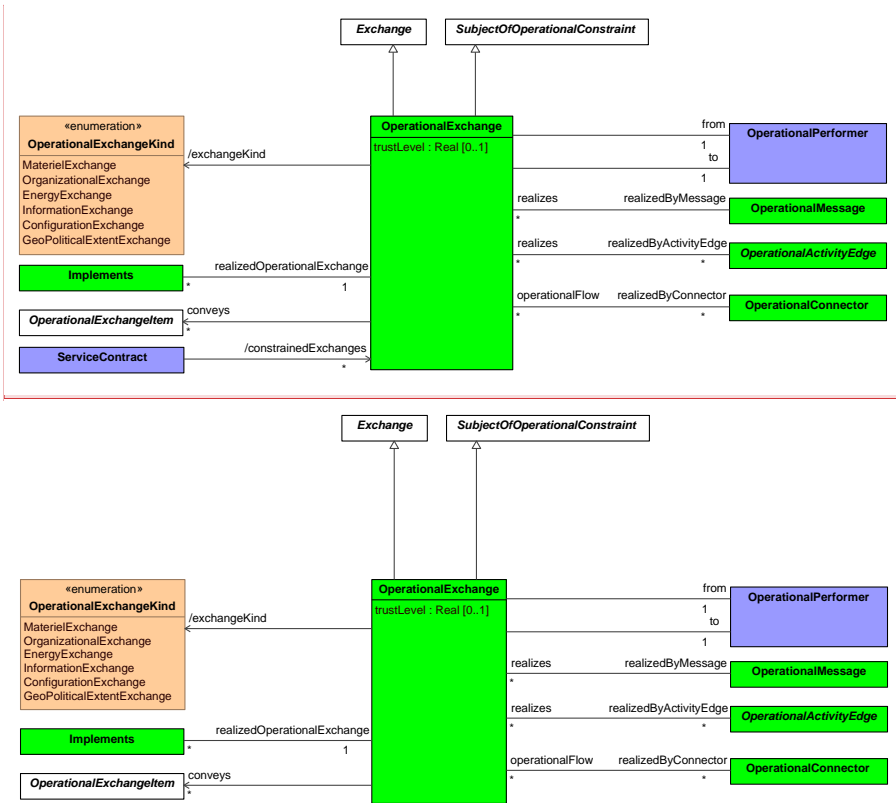


Figure 9:63 - OperationalExchange

Attributes

trustLevel : Real[0..1] Captures the directional arbitrary level of trust related to an OperationalExchange between two OperationalPerformers.

OperationalExchangeItem

Package: Connectivity

isAbstract: Yes

Generalization: [Resource](#), [SubjectOfSecurityConstraint](#), [ExchangeItem](#)

Description

An abstract grouping for elements that defines the types of elements that can be exchanged between OperationalPerformers and conveyed by an OperationalExchange.

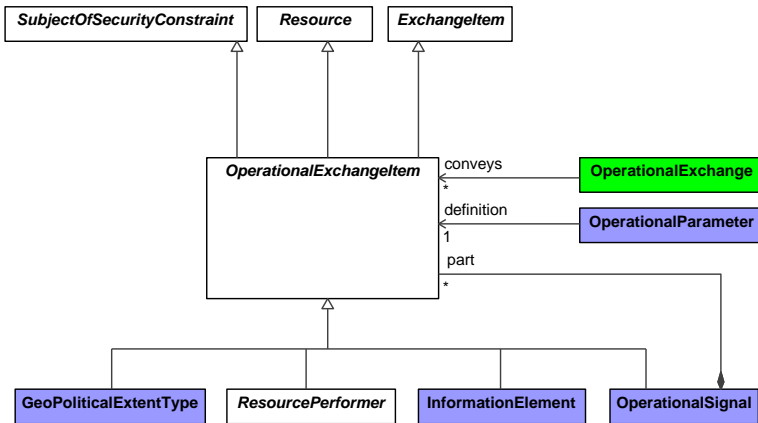


Figure 9:64 - OperationalExchangeItem

OperationalInterface

Package: Connectivity

isAbstract: No

Generalization: [PropertySet](#)

Description

A declaration that specifies a contract between the OperationalPerformer it is related to, and any other OperationalPerformers it can interact with.

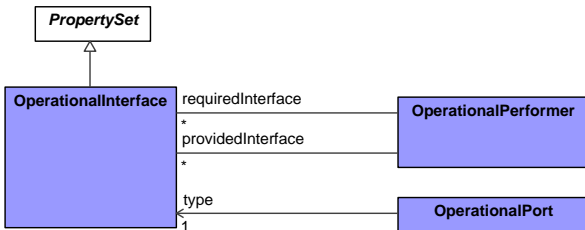


Figure 9:65 - OperationalInterface

OperationalPort

Package: Connectivity

isAbstract: No

Generalization: [MeasurableElement](#)

Description

An interaction point for an OperationalAgent through which it can interact with the outside environment and which is defined by an OperationalInterface.

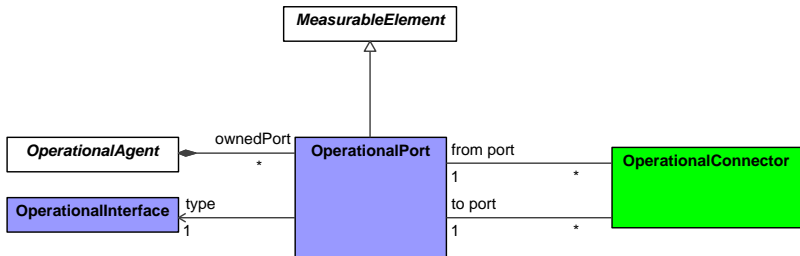


Figure 9:66 - OperationalPort

OperationalSignal

Package: Connectivity

isAbstract: No

Generalization: [SubjectOfOperationalConstraint](#), [OperationalExchangeItem](#)

Description

An item of information that flows between OperationalPerformers and is produced and consumed by the OperationalActivities that the OperationalPerformers are capable of performing (see IsCapableToPerform).

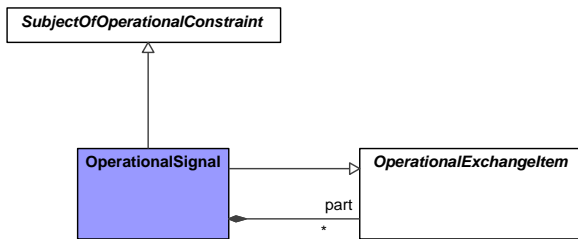


Figure 9:67 - OperationalSignal

Domain MetaModel::Operational::Processes

OperationalActivity

Package: Processes

isAbstract: No

Generalization: [SubjectOfOperationalConstraint](#), [Process](#)

Description

An Activity that captures a logical process, specified independently of how the process is carried out.

Commented [KG371]: [UAF12-33](#)
[UAF12-50](#)

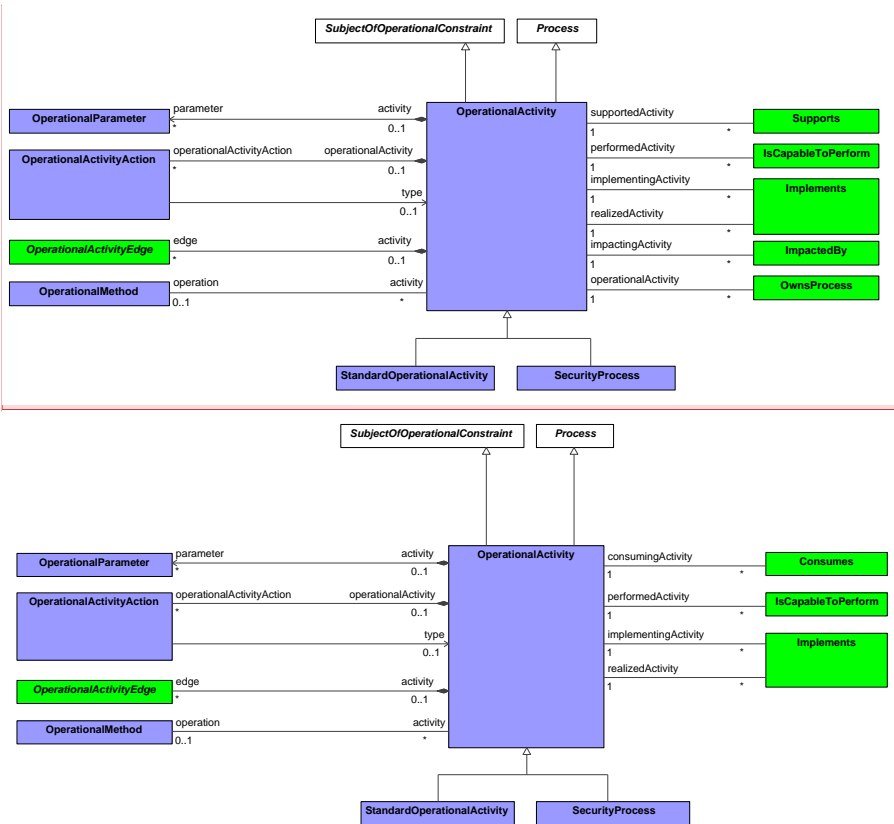


Figure 9:68 - OperationalActivity

OperationalActivityAction

Package: Processes

isAbstract: No

Generalization: [ProcessUsage](#)

Description

A call of an OperationalActivity in the context of another OperationalActivity.

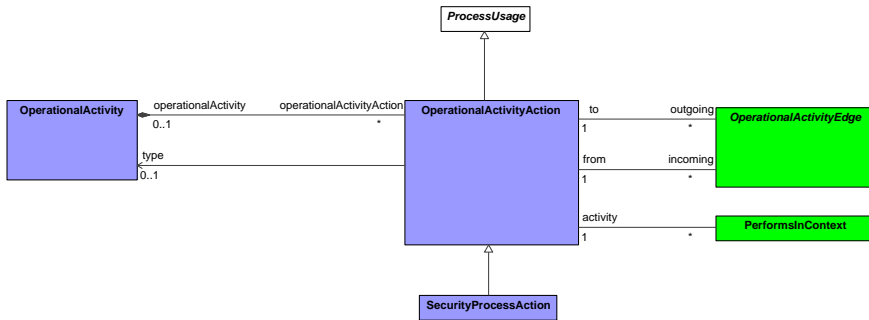


Figure 9:69 - OperationalActivityAction

OperationalActivityEdge

Package: Processes

isAbstract: Yes

Generalization: [ProcessEdge](#)

Description

A tuple that shows the flow of Resources (objects/information) between OperationalActivityActions.

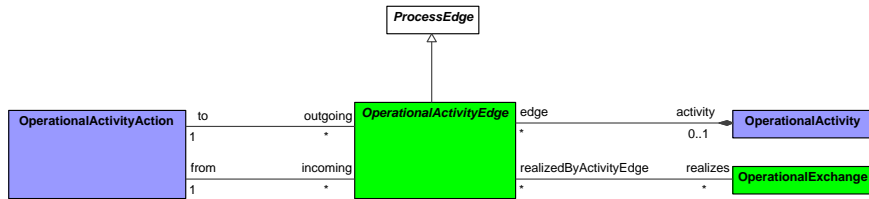


Figure 9:70 - OperationalActivityEdge

StandardOperationalActivity

Package: Processes

isAbstract: No

Generalization: [OperationalActivity](#)

Description

A sub-type of OperationalActivity that is a standard operating procedure.

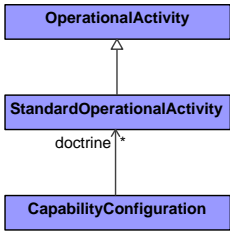


Figure 9:71 - StandardOperationalActivity

Domain MetaModel::Operational::States

OperationalStateDescription

Package: States

isAbstract: No

Generalization: [MeasurableElement](#), [StateDescription](#)

Description

A state machine describing the behavior of a OperationalPerformer, depicting how the OperationalPerformer responds to various events and the actions.

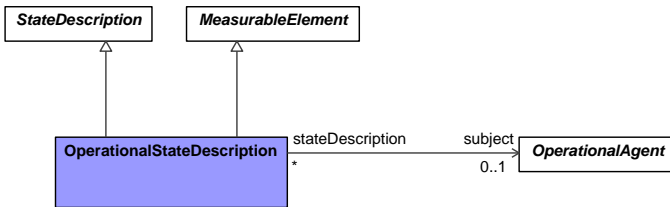


Figure 9:72 - OperationalStateDescription

Domain MetaModel::Operational::Sequences Interaction Scenarios

Commented [KG372]: [UAF12-59](#)

OperationalInteractionScenario

Package: [Sequences Interaction Scenarios](#)

isAbstract: No

Generalization: [InteractionScenario](#)

Description

A specification of the interactions between OperationalPerformers in an OperationalArchitecture.

Commented [KG373]: [UAF12-59](#)




Figure 9:73 - OperationalInteractionScenario

OperationalMessage

Package: Interaction Scenarios

isAbstract: No

Generalization: [InteractionMessage](#)

Description

Message for use in an OperationalInteractionScenario which carries any of the subtypes of OperationalExchange.

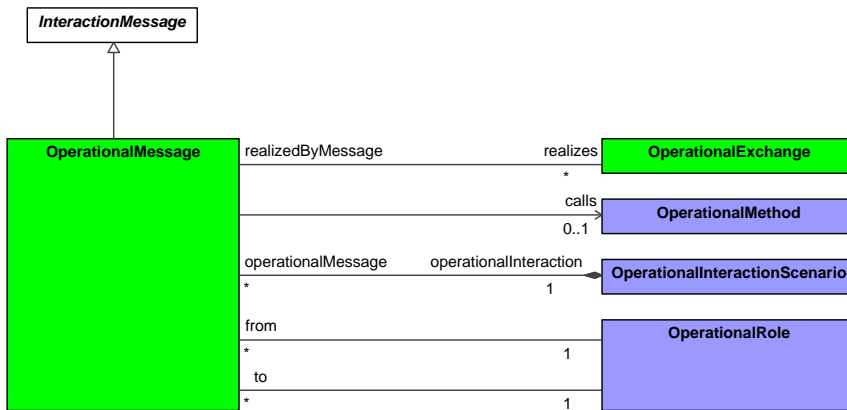


Figure 9:74 - OperationalMessage

Domain MetaModel::Operational::Information

[OperationalInformation](#)[InformationElement](#)

Package: Information

isAbstract: No

Generalization: [SubjectOfOperationalConstraint](#), [OperationalAsset](#), [OperationalExchangeItem](#), [ServiceExchangeItem](#)

Description

An item of information that flows between OperationalPerformers and is produced and consumed by the OperationalActivities that the OperationalPerformers are capable to perform (see IsCapableToPerform).

Commented [KG374]: [UAF12-33](#)

Formatted: OMG Normal Paragraph, Indent: Left: 0", First line: 0", Space After: 0 pt

Commented [KG375]: [UAF12-33](#)



Commented [KG376]: [UAF12-33](#)

Figure 9:75 - InformationElement

Domain MetaModel::Operational::Constraints

OperationalConstraint

Package: Constraints

isAbstract: No

Generalization: [Rule](#)

Description

A Rule governing an operational architecture element i.e. OperationalPerformer, OperationalActivity, [OperationalInformation](#), [InformationElement](#), etc.

Commented [KG377]: [UAF12-33](#)

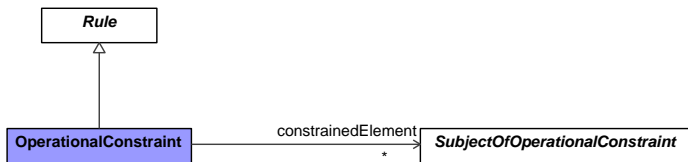


Figure 9:76 - OperationalConstraint

SubjectOfOperationalConstraint

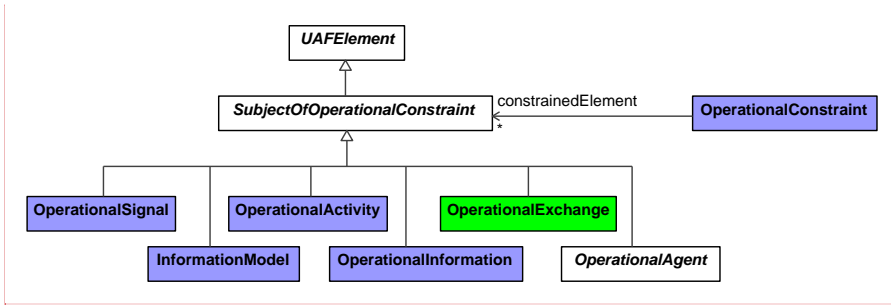
Package: Constraints

isAbstract: Yes

Generalization: [UAFElement](#)

Description

An abstract type grouping elements that can be the subject of an OperationalConstraint.



Commented [KG378]: [UAF12-33](#)

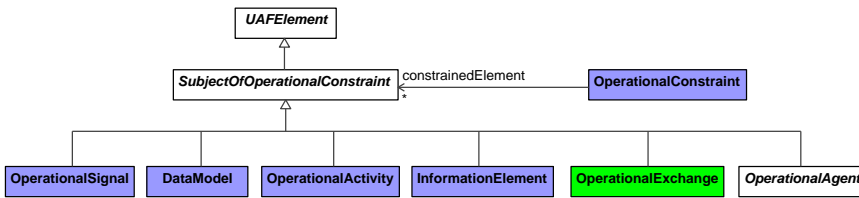


Figure 9:77 - SubjectOfOperationalConstraint

45.1.59.1.5 Domain MetaModel::Services

Stakeholders: Enterprise Architects, Solution Providers, Systems Engineers, Software Architects, Business Architects..

Concerns: specifications of services required to exhibit a Capability.

Definition: shows ~~Services Specifications~~ and required and provided service levels of these specifications required to exhibit a Capability or to support an Operational Activity.

Commented [KG379]: [UAF12-33](#)

Domain MetaModel::Services::Taxonomy

ServiceSpecification

Package: Taxonomy

isAbstract: No

Generalization: [PropertySet](#), [VersionedElement](#), [CapableElement](#), [Asset](#)
Description

Commented [KG380]: [UAF12-33](#)

Commented [KG381]: [UAF12-51](#)

A mechanism to enable access to one or more capabilities, where the access is provided using a prescribed service interface and is exercised consistent with service constraints and policies. The specification of a set of functionality provided by one element for the use of others.

Formatted: OMG Normal Centered Image Anchor Paragraph

Commented [KG382]: [UAF12-33](#)

Commented [KG383]: [UAF12-33](#)
[UAF12-51](#)

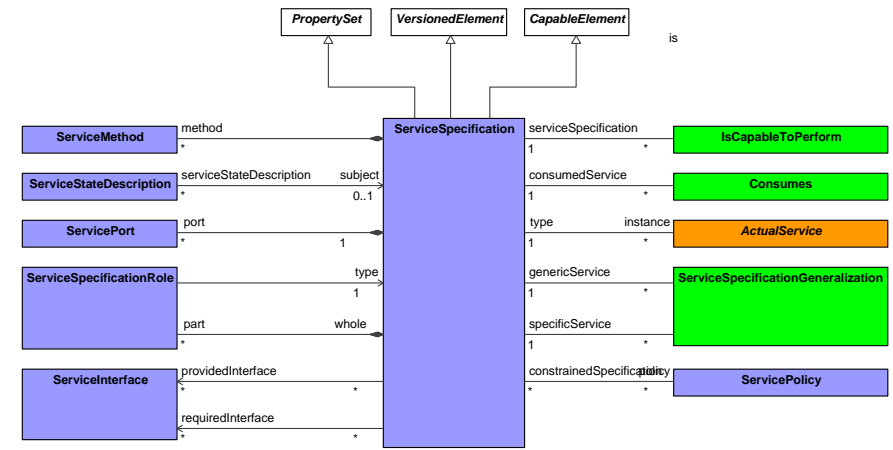
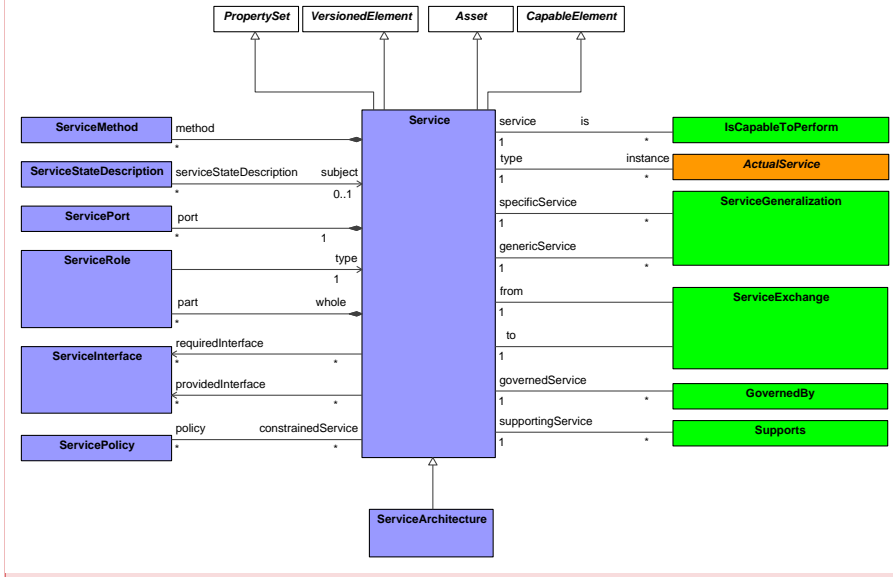


Figure 9:78 - **ServiceServiceSpecification**

Commented [KG384]: [UAF12-33](#)

ServiceArchitecture

Package: Taxonomy

isAbstract: No

Generalization: Service, Architecture

Description

An element used to denote a model of the Architecture, described from the Services perspective.

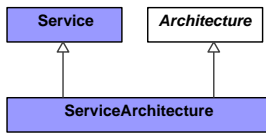


Figure 9:117 - ServiceArchitecture

ServiceGeneralization, ServiceSpecificationGeneralization

Package: Taxonomy

isAbstract: No

Generalization: PropertySetGeneralization

Description

A ServiceGeneralization is a taxonomic relationship between a more general Service and a more specific Service.

A ServiceSpecificationGeneralization is a taxonomic relationship between a more general ServiceSpecification and a more specific ServiceSpecification.

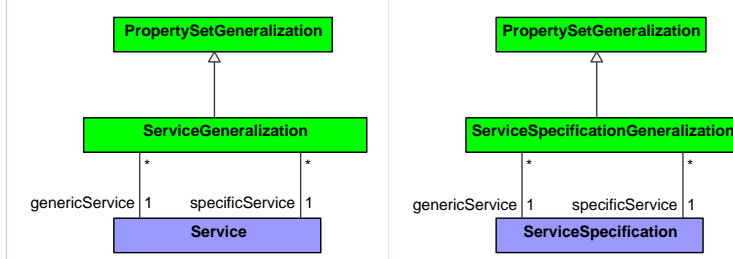


Figure 9:79 - ServiceSpecificationGeneralization

Domain MetaModel::Services::Structure

ServiceConnector

Package: Structure

isAbstract: No

Generalization: MeasurableElement

Description

A channel for exchange between two ServiceSpecifications. Where one acts as the consumer of the other.

Commented [KG385]: UAF12-33

Commented [KG386]: UAF12-33

Formatted: OMG Normal Paragraph

Formatted: OMG Normal Centered Image Anchor Paragraph

Commented [KG387]: UAF12-33

Commented [KG388]: UAF12-33

Commented [KG389]: UAF12-33

Move to Services Connectivity subsection

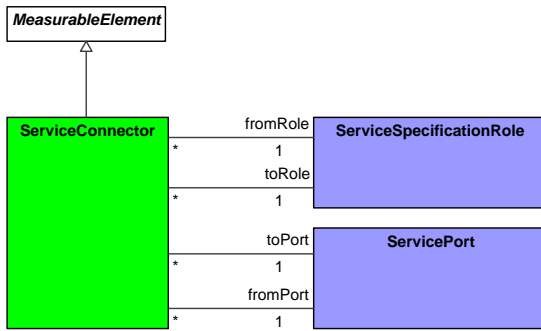


Figure 9:80 – ServiceConnector

ServiceMethod

Package: Structure

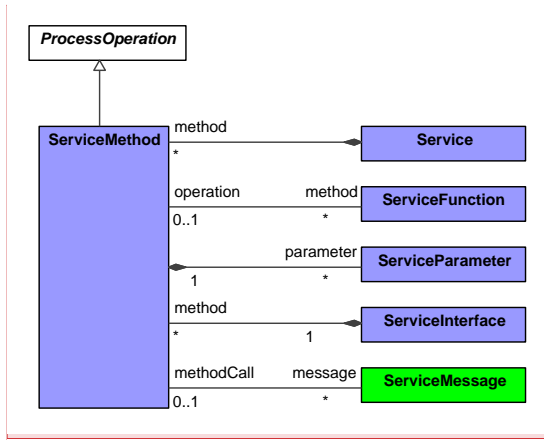
isAbstract: No

Generalization: [ProcessOperation](#)

Description

A behavioral feature of a [Service](#) ~~ServiceSpecification~~ whose behavior is specified in a ServiceFunction.

Commented [KG390]: [UAF12-33](#)



Commented [KG391]: [UAF12-33](#)

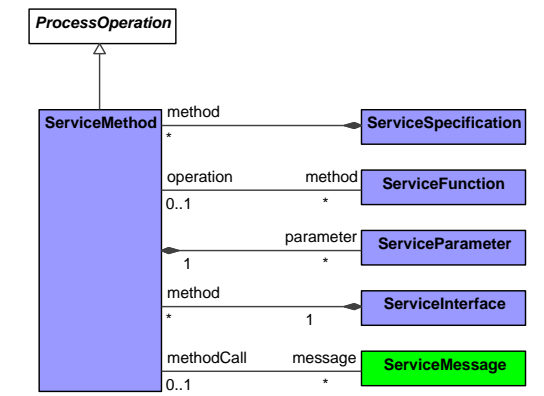


Figure 9:81 - ServiceMethod

ServiceParameter

Package: Structure

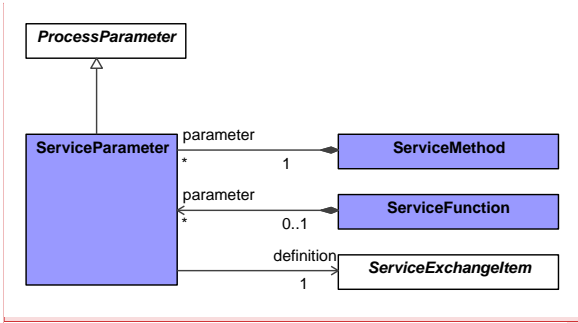
isAbstract: No

Generalization: [ProcessParameter](#)

Description

A type that represents inputs and outputs of a ServiceFunction, represents inputs and outputs of a [ServiceServiceSpecification](#).

Commented [KG392]: [UAF12-33](#)



Commented [KG393]: [UAF12-33](#)

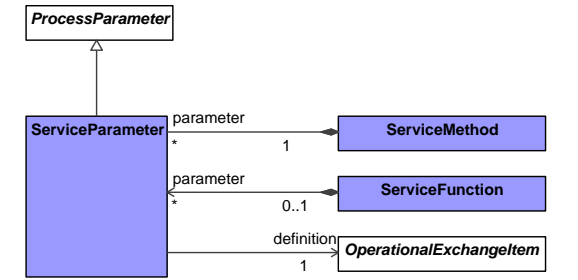


Figure 9:82 - ServiceParameter

[ServiceRoleServiceSpecificationRole](#)

Package: Structure
isAbstract: No

Generalization: [MeasurableElement](#), [InteractionRole](#)

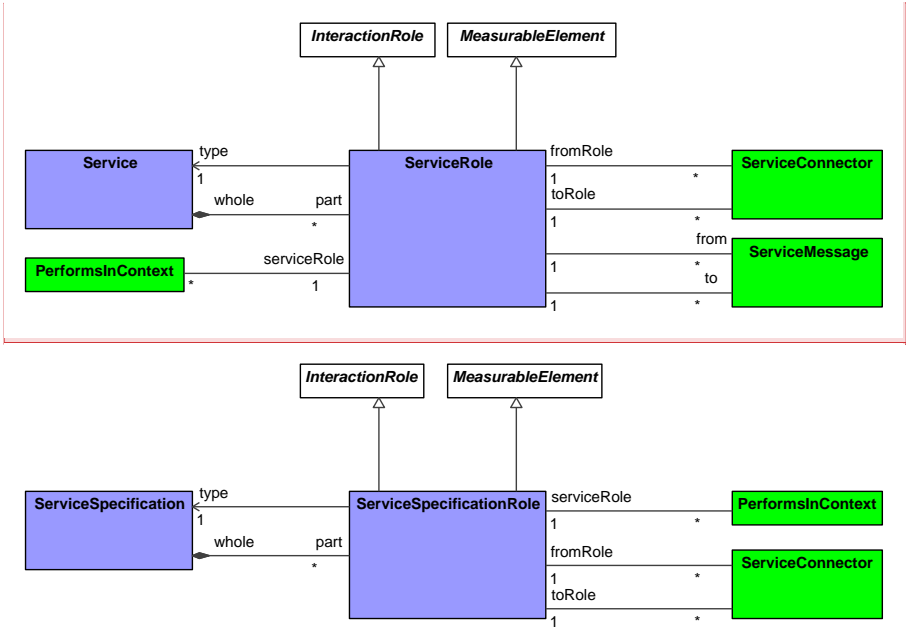
Description

A behavioral feature of a [Service](#) [ServiceSpecification](#) whose behavior is specified in a ServiceFunction.

Commented [KG394]: [UAF12-33](#)

Formatted: OMG Normal Paragraph

Commented [KG395]: [UAF12-33](#)



Commented [KG396]: [UAF12-33](#)

Figure 9:83 - ServiceRoleServiceSpecificationRole

Commented [KG397]: [UAF12-33](#)

Domain MetaModel::Services::Connectivity

ServiceConnector

Package: Structure
 isAbstract: No
 Generalization: AssetRole
 Description

A channel for exchange between two Service. Where one acts as the consumer of the other.

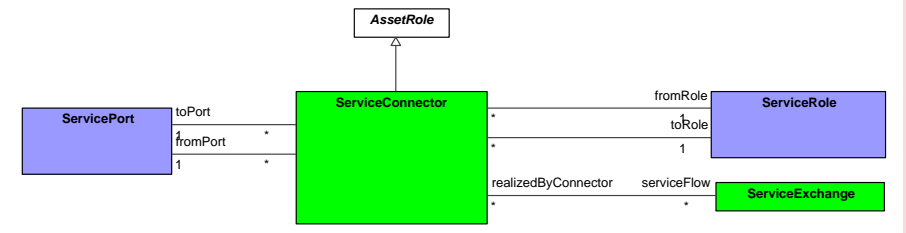


Figure 9:120 - ServiceConnector

Commented [KG398]: [UAF12-33](#)

ServiceExchange

Package: Connectivity

isAbstract: No

Generalization: Exchange

Description

Asserts that a flow can exist between Services (i.e. flows of information, people, materiel, or energy).

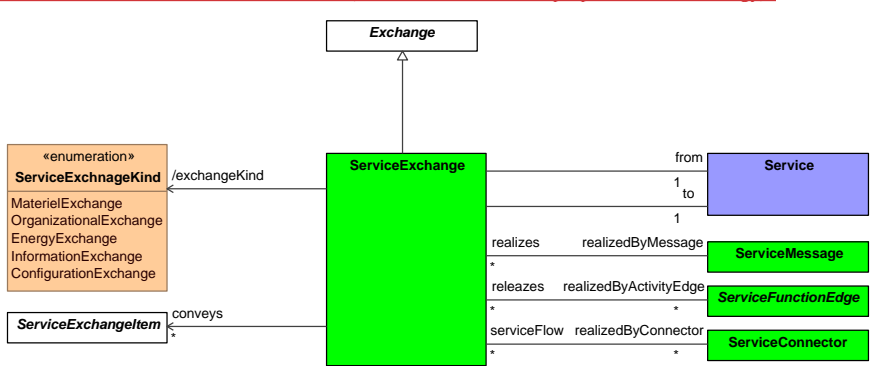


Figure 9:124 - ServiceExchange

Commented [KG399]: [UAF12-33](#)

Formatted: Font: Bold

Formatted: Default Paragraph Font, Font: 10 pt

Formatted: Font: 10 pt

Formatted: Normal

ServiceExchangeItem

Package: Connectivity

isAbstract: Yes

Generalization: Resource, ExchangeItem

Description

An abstract grouping for elements that defines the types of elements that can be exchanged between Services and conveyed by a ServiceExchange.

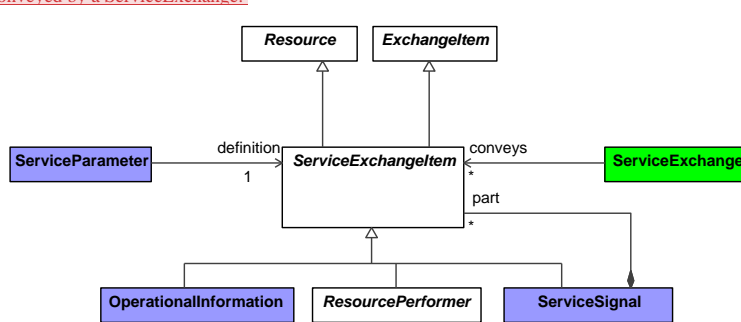


Figure 9:125 - ServiceExchangeItem

Commented [KG400]: [UAF12-33](#)

ServiceInterface

Package: Connectivity

Unified Architecture Framework (UAF) Domain Metamodel Version 1.24

isAbstract: No

Generalization: [PropertySet](#)

Description

A contract that defines the ServiceMethods and ServiceSignals that the Service realizes. A contract that defines the ServiceMethods and ServiceMessageHandlers that the ServiceSpecification realizes.



Formatted: OMG Normal Centered Image Anchor Paragraph

Commented [KG401]: [UAF12-33](#)

Commented [KG402]: [UAF12-33](#)

Figure 9:84 - ServiceInterface

ServicePort

Package: Connectivity

isAbstract: No

Generalization: [MeasurableElement](#)

Description

An interaction point for a Service through which it can interact with the outside environment and which is defined by a ServiceInterface.

Commented [KG403]: [UAF12-33](#)

An interaction point for a ServiceSpecification through which it can interact with the outside environment and which is defined by a ServiceInterface-

Formatted: OMG Normal Centered Image Anchor Paragraph

Commented [KG404]: [UAF12-33](#)

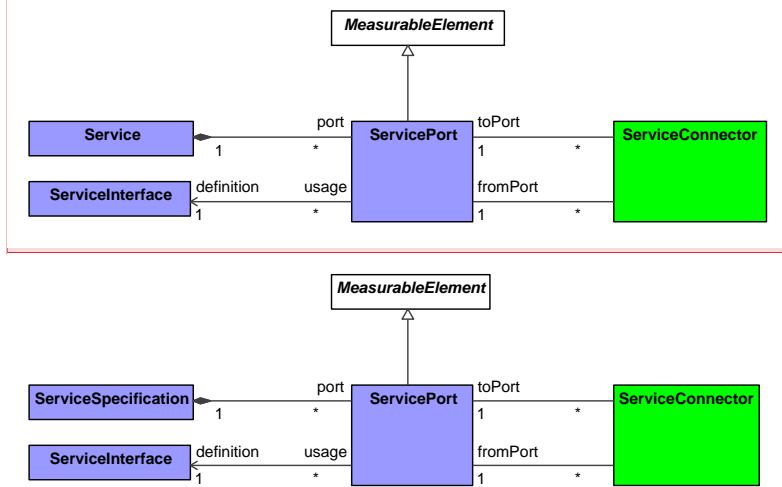


Figure 9:85 - ServicePort

ServiceSignal

Package: Connectivity

isAbstract: No

Generalization: ServiceExchangeItem

Description

A specification of a kind of communication between Services in which a reaction is asynchronously triggered in the receiver without a reply.

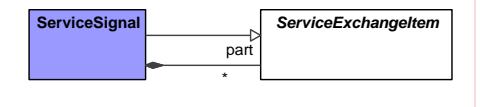


Figure 9:128 - ServiceSignal

ServiceSignalProperty

Package: Connectivity

isAbstract: No

Description

A property of a ServiceSignal typed by ServiceExchangeItem. It enables ServiceExchangeItem e.g. OperationalInformation to be passed as arguments of the ServiceSignal.

Commented [KG405]: [UAF12-33](#)

Formatted: Body Text

Domain MetaModel::Services::Processes

ServiceFunction

Package: Processes

isAbstract: No

Generalization: [Process](#)

Description

An Activity that describes the abstract behavior of [ServiceServiceSpecifications](#), regardless of the actual implementation.

Commented [KG406]: [UAF12-33](#)

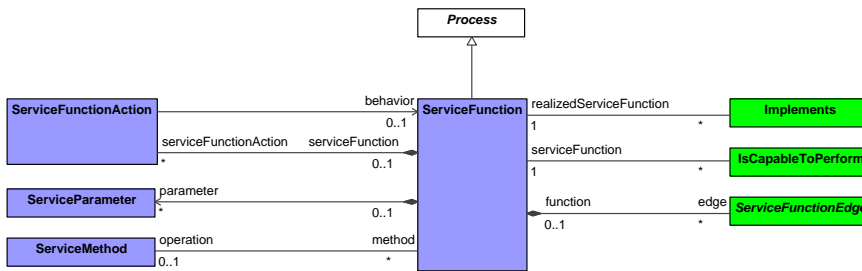


Figure 9:86 - ServiceFunction

ServiceFunctionAction

Package: Processes

isAbstract: No

Generalization: [ProcessUsage](#)

Description

A call of a ServiceFunction in the context of another ServiceFunction.

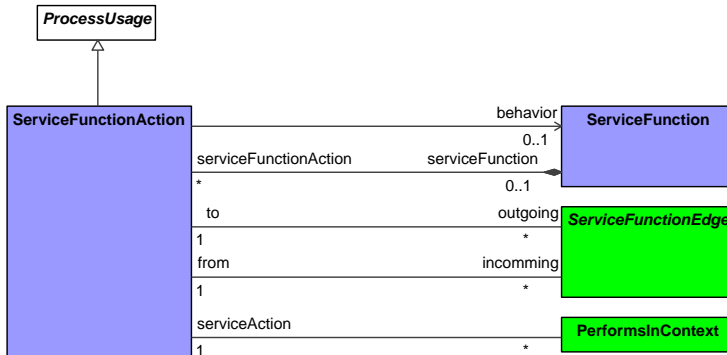


Figure 9:87 - ServiceFunctionAction

ServiceFunctionEdge

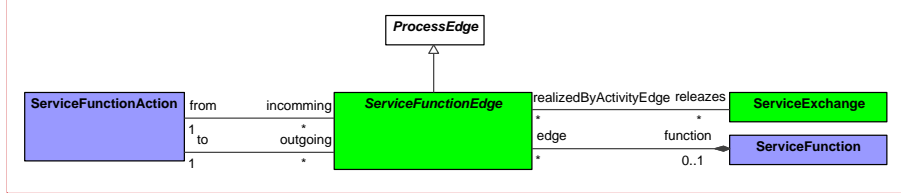
Package: Processes

isAbstract: Yes

Generalization: [ProcessEdge](#)

Description

A tuple that shows the flow of Resources (objects/information) between OperationalActivityActions.



Commented [KG407]: [UAF12-10](#)




Figure 9:88 - ServiceFunctionEdge

Domain MetaModel::Services::States

ServiceStateDescription

Package: States

isAbstract: No

Generalization: [MeasurableElement](#), [StateDescription](#)

Description

A state machine describing the behavior of a [ServiceServiceSpecification](#), depicting how the [ServiceServiceSpecification](#) responds to various events and the actions.

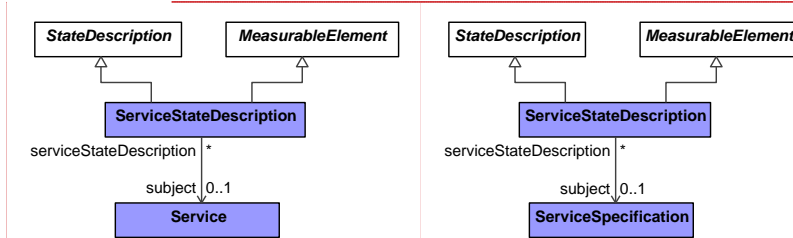


Figure 9:89 - ServiceStateDescription

Commented [KG408]: [UAF12-33](#)

Commented [KG409]: [UAF12-33](#)

Domain MetaModel::Services:: **Sequences Interaction Scenarios**

Commented [KG410]: [UAF12-59](#)

ServiceInteractionScenario

Package: Interaction Scenarios

Commented [KG411]: [UAF12-59](#)

isAbstract: No

Generalization: [InteractionScenario](#)

Description

A specification of the interactions between [ServiceServiceSpecifications](#).

Commented [KG412]: [UAF12-33](#)



Figure 9:90 - ServiceInteractionScenario

ServiceMessage

Package: **Sequences Interaction Scenarios**

Commented [KG413]: [UAF12-59](#)

isAbstract: No

Generalization: [InteractionMessage](#)

Description

Message for use in a services interaction scenario which carries any of the subtypes of [ServiceExchangeMessage](#) for use in a Service Event Trace.

Commented [AM414]: [UAF12-33](#)

Commented [KG415]: [UAF12-33](#)

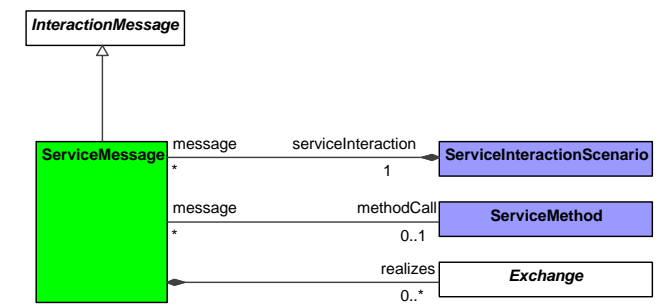
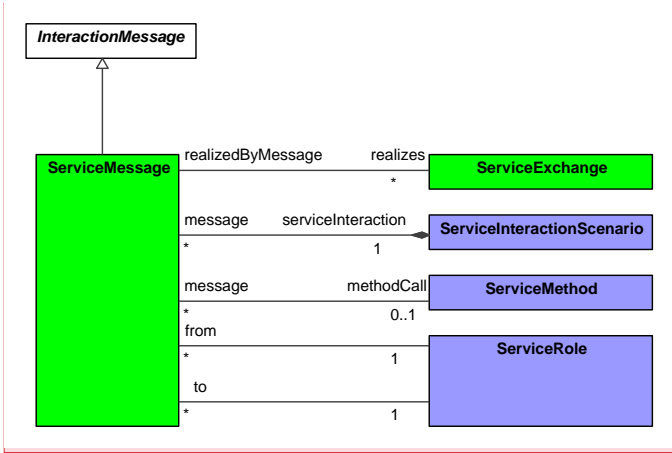


Figure 9:91 - ServiceMessage

Domain MetaModel::Services::Constraints

ServiceContract

Package: Constraints

isAbstract: No

Generalization: Rule

Description

A constraint governing the use of one or more Services.

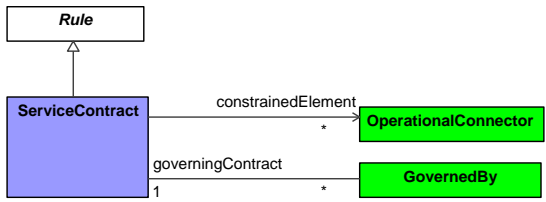


Figure 9:135 - ServiceContract

Commented [KG416]: [UAF12-33](#)

ServicePolicy

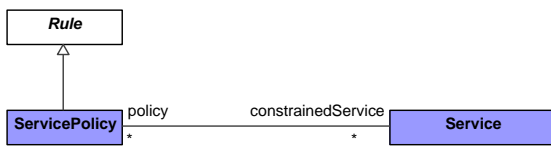
Package: Constraints

isAbstract: No

Generalization: Rule

Description

A constraint governing the use of one or more [ServiceServiceSpecifications](#).



Commented [KG417]: [UAF12-33](#)

Commented [KG418]: [UAF12-33](#)

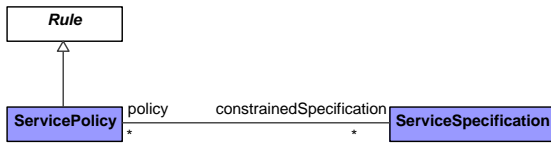


Figure 9:92 - ServicePolicy

Domain MetaModel::Services::Traceability

GovernedBy

Package: Traceability

isAbstract: No

Generalization: MeasurableElement

Description

A tuple that exists between the ServiceContract and the Service that it governs.

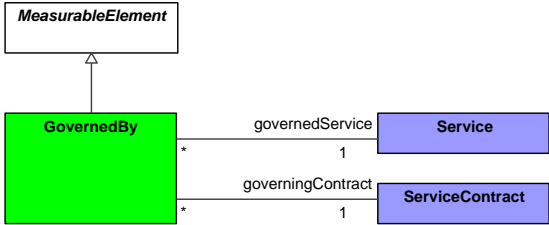


Figure 9:137 - GovernedBy

SupportsConsumes

Package: Traceability

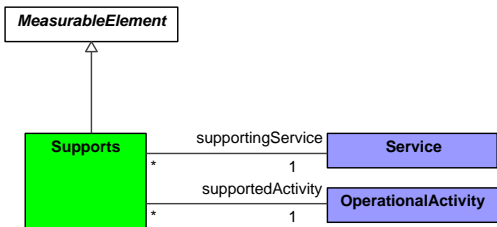
isAbstract: No

Generalization: [MeasurableElement](#)

Description

A tuple that asserts that asserts that a service in someway contributes or assists in the execution of an OperationalActivity
 A tuple that asserts that an OperationalActivity make use of a service.

- Commented [KG419]: [UAF12-33](#)
- Commented [KG420]: [UAF12-33](#)
- Formatted: OMG Normal Paragraph, Indent: Left: 0", First line: 0", Space After: 0 pt



- Formatted: OMG Normal Centered Image Anchor Paragraph
- Commented [KG421]: [UAF12-33](#)
- Commented [KG422]: [UAF12-33](#)

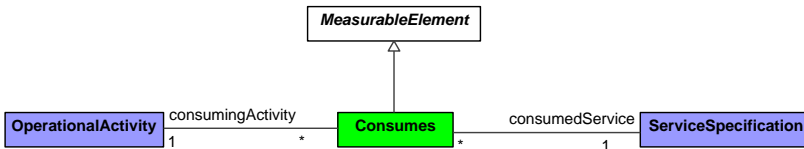


Figure 9:93 - Consumes

45.1.69.1.6 Domain MetaModel::Personnel

Stakeholders: Human resources, Solution Providers, PMs.

Concerns: human factors.

Definition: aims to clarify the role of Human Factors (HF) when creating architectures in order to facilitate both Human Factors Integration (HFI) and systems engineering (SE).

Domain MetaModel::Personnel::Taxonomy

Organization

Package: Taxonomy

isAbstract: No

Generalization: [OrganizationalResource](#)

Description

A group of OrganizationalResources (Persons, Posts, Organizations and Responsibilities) associated for a particular purpose.

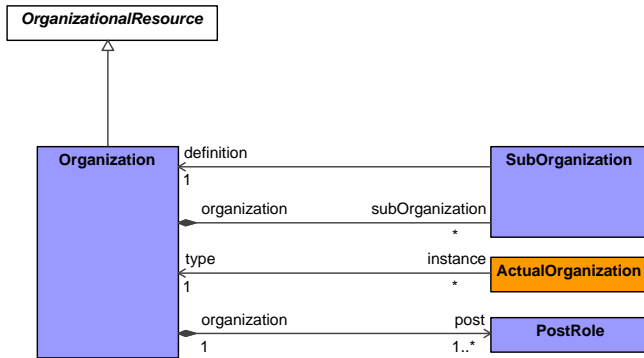


Figure 9:94 - Organization

OrganizationalResource

Package: Taxonomy

isAbstract: Yes

Generalization: [PhysicalResource](#), [Stakeholder](#)

Description

An abstract type for Organization, Person, Post and Responsibility.

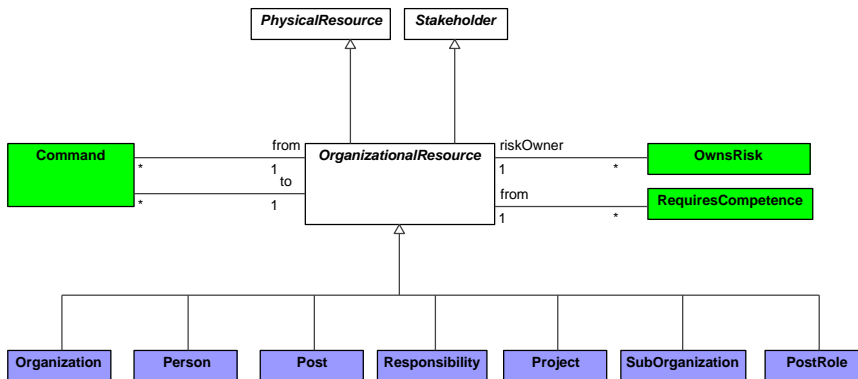


Figure 9:95 - OrganizationalResource

Person

Package: Taxonomy

isAbstract: No

Generalization: [OrganizationalResource](#)

Description

A type of a human being used to define the characteristics that need to be described for ActualPersons (e.g. properties such as address, telephone number, nationality, etc).

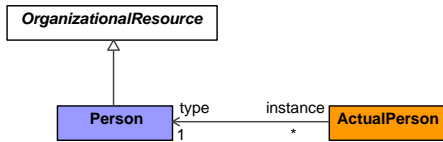


Figure 9:96 - Person

Post

Package: Taxonomy

isAbstract: No

Generalization: [OrganizationalResource](#)

Description

A type of job title or position that a person can fill (e.g. Lawyer, Solution Architect, Machine Operator or Chief Executive Officer).

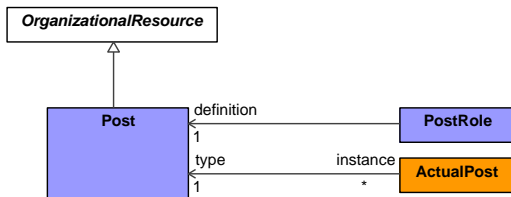


Figure 9:97 - Post

Responsibility

Package: Taxonomy

isAbstract: No

Generalization: [OrganizationalResource](#)

Description

The type of duty required of a Person or Organization.

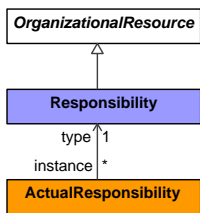


Figure 9:98 - Responsibility

Domain MetaModel::Personnel::Structure

PostRole

Package: Structure

isAbstract: No

Generalization: [OrganizationalResource](#), [ResourceRole](#)

Description

A usage of a post in the context of another OrganizationalResource. Creates a whole-part relationship.

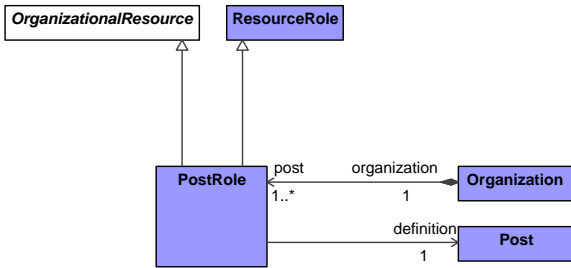


Figure 9:99 - PostRole

SubOrganization

Package: Structure

isAbstract: No

Generalization: [OrganizationalResource](#), [ResourceRole](#)

Description

A type of a human being used to define the characteristics that need to be described for ActualPersons (e.g. properties such as address, telephone number, nationality, etc).

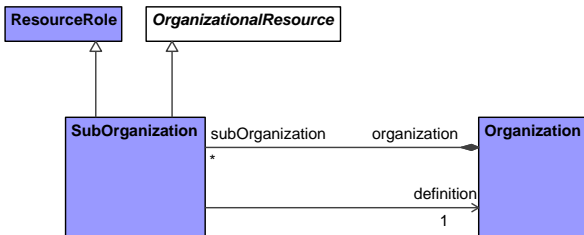


Figure 9:100 - SubOrganization

Domain MetaModel::Personnel::Connectivity

Command

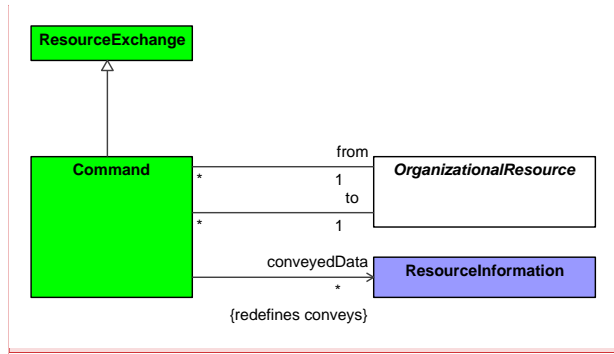
Package: Connectivity

isAbstract: No

Generalization: [ResourceExchange](#)

Description

A type of ResourceExchange that asserts that one OrganizationalResource commands another.



Commented [KG423]: [UAF12-33](#)

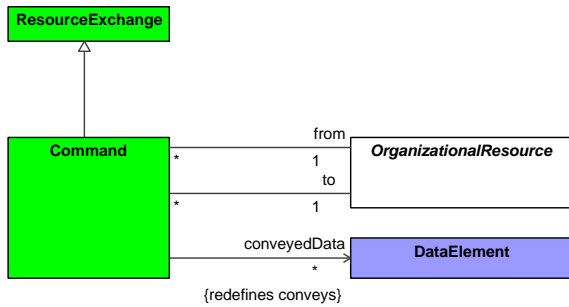


Figure 9:101 - Command

Control

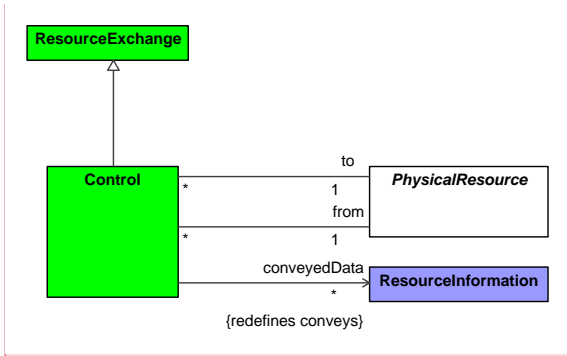
Package: Connectivity

isAbstract: No

Generalization: [ResourceExchange](#)

Description

A type of ResourceExchange that asserts that one PhysicalResource controls another PhysicalResource (i.e. the driver of a vehicle controlling the vehicle speed or direction).



Commented [KG424]: [UAF12-33](#)

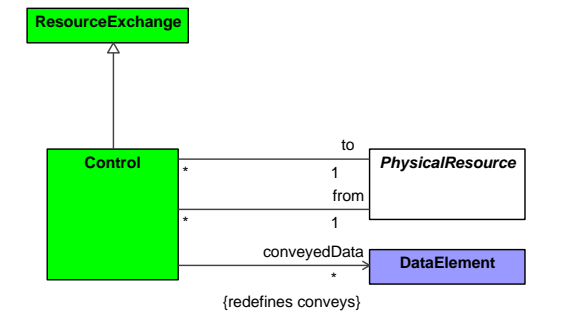


Figure 9:102 - Control

Domain MetaModel::Personnel:: **Sequences Interaction Scenarios**

Commented [KG425]: [UAF12-59](#)

ResourceInteractionScenario

Package: **Sequences Interaction Scenarios**

Commented [KG426]: [UAF12-59](#)

isAbstract: No

Generalization: [InteractionScenario](#)

Description

A specification of the interactions between ResourcePerformers in a ResourceArchitecture.

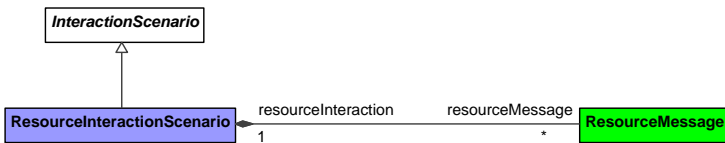


Figure 9:103 - ResourceInteractionScenario

Domain MetaModel::Personnel::Constraints

Competence

Package: Constraints

isAbstract: No

Generalization: [PropertySet](#), [SubjectOfForecast](#)

Description

A specific set of abilities defined by knowledge, skills and aptitude.

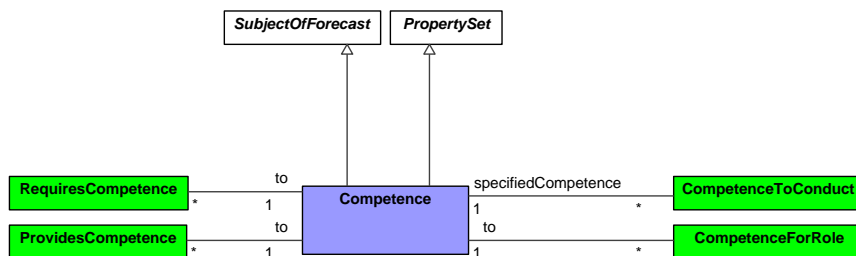


Figure 9:104 - Competence

CompetenceForRole

Package: Constraints

isAbstract: No

Generalization: [MeasurableElement](#)

Description

A tuple used to associate an organizational role with a specific set of required competencies.

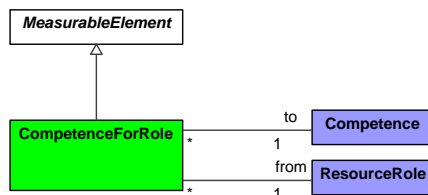


Figure 9:105 - CompetenceForRole

RequiresCompetence

Package: Constraints

isAbstract: No

Generalization: [MeasurableElement](#)

Description

A tuple that asserts that an ActualOrganizationalResource is required to have a specific set of Competencies.

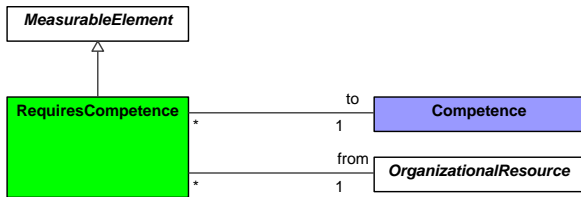


Figure 9:106 - RequiresCompetence

Domain MetaModel::Personnel::Roadmap

FillsPost

Package: Roadmap

isAbstract: No

Generalization: [MeasurableElement](#)

Description

A tuple that asserts that an ActualPerson fills an ActualPost.

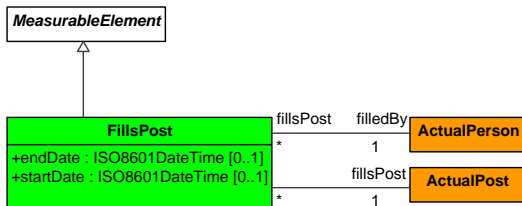


Figure 9:107 - FillsPost

Attributes

endDate : ISO8601DateTime[0..1] End date of an ActualPerson filling an ActualPost.

startDate : ISO8601DateTime[0..1] Start date of an ActualPerson filling an ActualPost.

Domain MetaModel::Personnel::Traceability

CompetenceToConduct

Package: Traceability

isAbstract: No

Generalization: [MeasurableElement](#)

Description

A tuple used to associate a Function with a specific set of Competencies needed to conduct the Function.

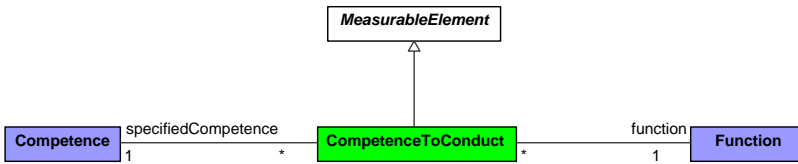


Figure 9:108 - CompetenceToConduct

45.4.79.1.7 Domain MetaModel::Resources

Domain MetaModel::Resources::Taxonomy

CapabilityConfiguration

Package: Taxonomy

isAbstract: No

Generalization: [ResourceArchitecture](#)

Description

A composite structure representing the physical and human resources (and their interactions) in an enterprise, assembled to meet a capability.

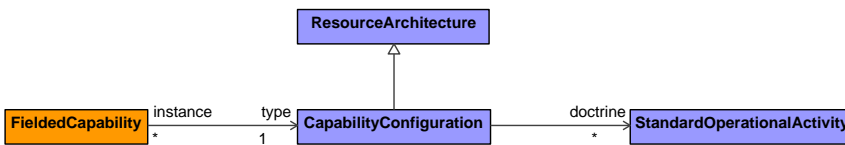


Figure 9:109 - CapabilityConfiguration

NaturalResource

Package: Taxonomy

isAbstract: No

Generalization: [PhysicalResource](#)

Description

Type of physical resource that occurs in nature such as oil, water, gas or coal.

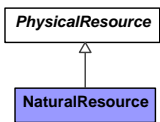


Figure 9:110 - NaturalResource

PhysicalResource

Package: Taxonomy

isAbstract: Yes

Generalization: [ResourcePerformer](#)

Description

An abstract type defining physical resources (i.e. OrganizationalResource, ResourceArtifact and NaturalResource).

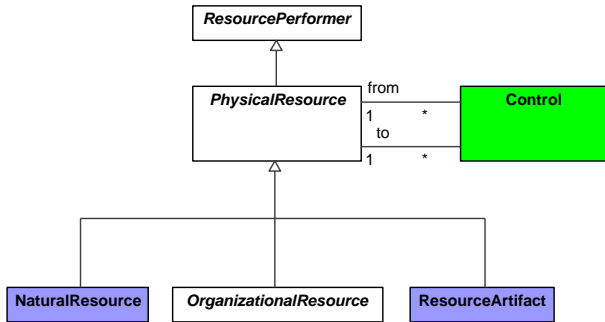


Figure 9:111 - PhysicalResource

ResourceArchitecture

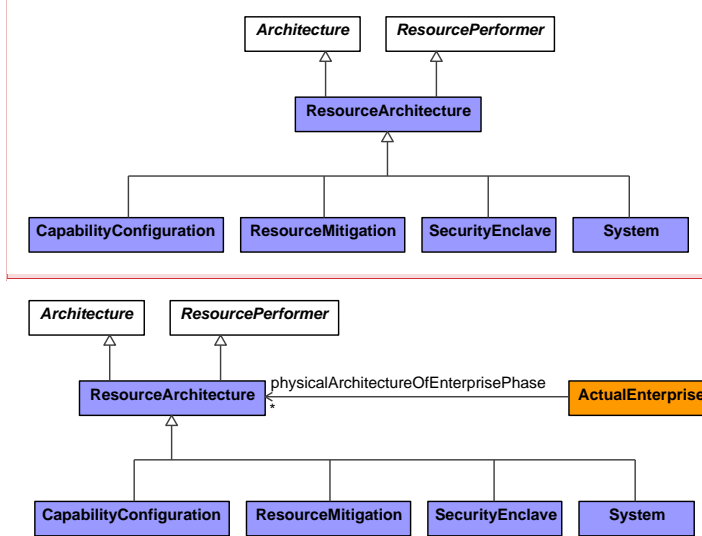
Package: Taxonomy

isAbstract: No

Generalization: [ResourcePerformer](#), [Architecture](#)

Description

A type used to denote a model of the Architecture, described from the ResourcePerformer perspective.



Commented [KG427]: [UAF12-15](#)

Figure 9:112 - ResourceArchitecture

ResourceArtifact

Package: Taxonomy

Unified Architecture Framework (UAF) Domain Metamodel Version 1.24

isAbstract: No

Generalization: [PhysicalResource](#)

Description

A type of man-made object that contains no human beings (i.e. satellite, radio, petrol, gasoline, etc.).

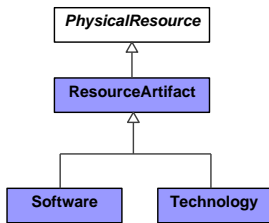


Figure 9:113 - ResourceArtifact

ResourcePerformer

Package: Taxonomy

isAbstract: Yes

Generalization: [ResourceExchangeItem](#), [SubjectOfResourceConstraint](#), [OperationalExchangeItem](#), [SubjectOfForecast](#), [CapableElement](#), [Desirer](#), [VersionedElement](#), [ResourceAsset](#), [ServiceExchangeItem](#), [StrategicExchangeItem](#)

Description

An abstract grouping of elements that can perform Functions.

Commented [KG428]: [UAF12-33](#)

Commented [KG429]: UAF12-33

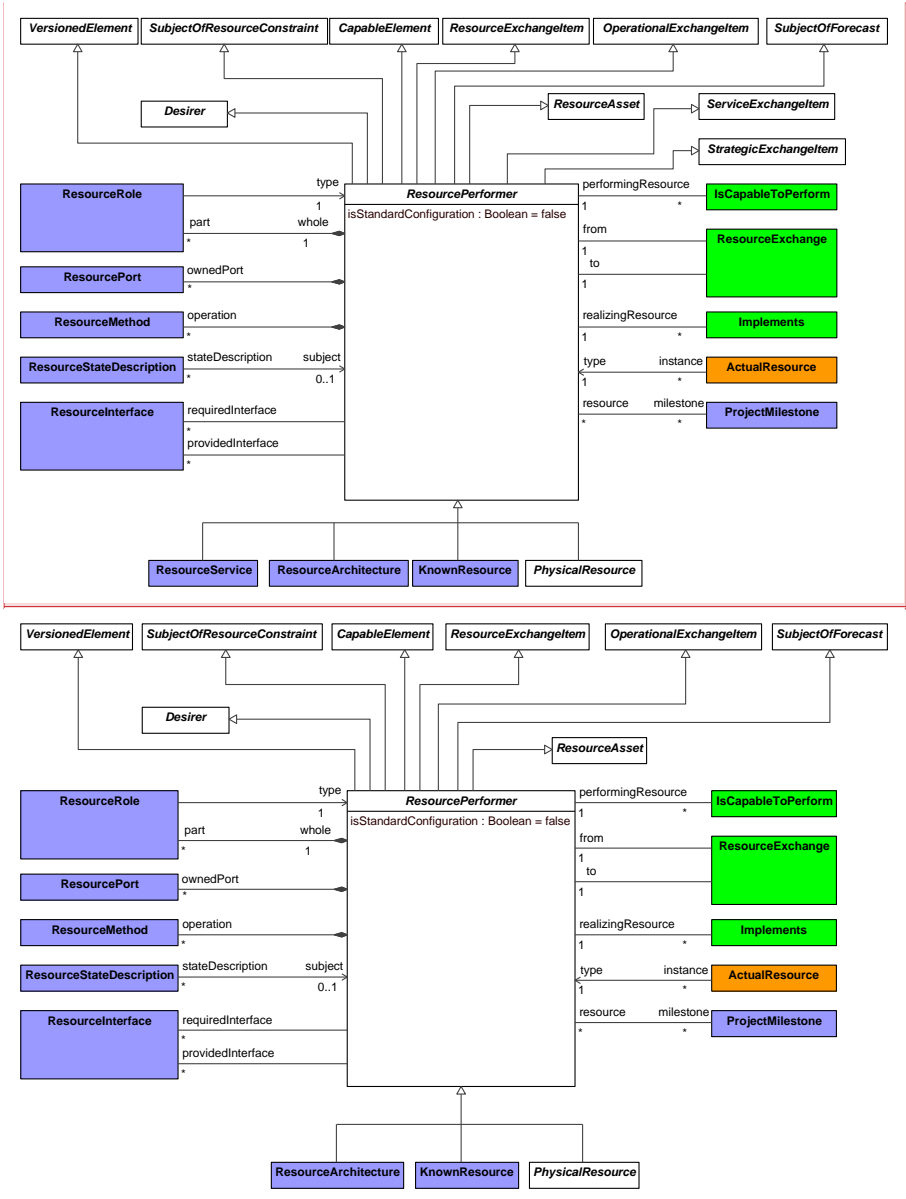


Figure 9:114 - ResourcePerformer

Attributes

Unified Architecture Framework (UAF) Domain Metamodel Version 1.24

isStandardConfiguration : Boolean[] Indicates if the ResourcePerformer is StandardConfiguration, default=false.

ResourceService

Package: Taxonomy

isAbstract: No

Generalization: ResourcePerformer

Description

A services that a ResourcePerformer provides to support higher level Services or OperationalActivities. Employee provisioning, backup and recovery, storage, self-service help desk are examples of ResourceServices.

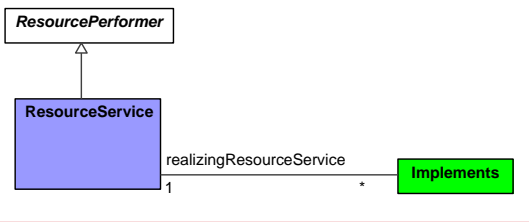


Figure 9:115 - ResourceService

Commented [KG430]: [UAF12-33](#)

Software

Package: Taxonomy

isAbstract: No

Generalization: ResourceArtifact

Description

A sub-type of ResourceArtifact that specifies an executable computer program.

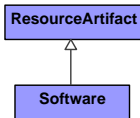


Figure 9:115 - Software

System

Package: Taxonomy

isAbstract: No

Generalization: ResourceArchitecture

Description

An integrated set of elements, subsystems, or assemblies that accomplish a defined objective. These elements include products (hardware, software, firmware), processes, people, information, techniques, facilities, services, and other support elements (INCOSE SE Handbook V4, 2015).

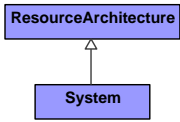


Figure 9:116 - System

Domain MetaModel::Resources::Structure

ResourceMethod

Package: Structure

isAbstract: No

Generalization: [ProcessOperation](#)

Description

A behavioral feature of a ResourcePerformer whose behavior is specified in a Function.

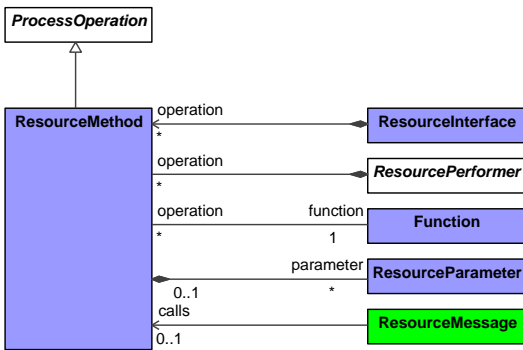


Figure 9:117 - ResourceMethod

ResourceParameter

Package: Structure

isAbstract: No

Generalization: [ProcessParameter](#)

Description

A type that represents inputs and outputs of an Function. It is typed by a ResourceInteractionItem.

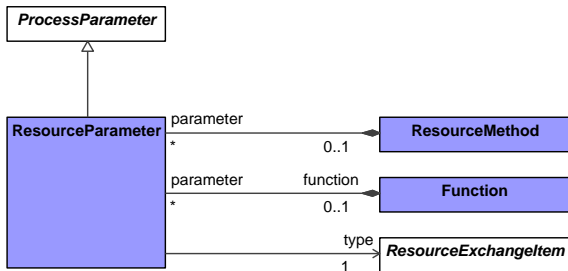


Figure 9:118 - ResourceParameter

ResourcePort

Package: Structure

isAbstract: No

Generalization: [ProtocolImplementation](#), [MeasurableElement](#)

Description

An interaction point for a ResourcePerformer through which it can interact with the outside environment and which is defined by a ResourceInterface.

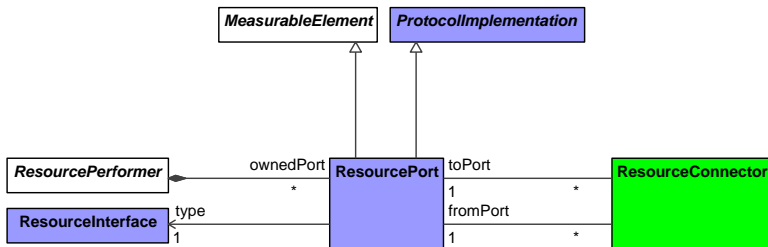


Figure 9:119 - ResourcePort

ResourceRole

Package: Structure

isAbstract: No

Generalization: [SubjectOfResourceConstraint](#), [LocationHolder](#), [AssetRole](#), [InteractionRole](#)

Description

Usage of a ResourcePerformer in the context of another ResourcePerformer. Creates a whole-part relationship.

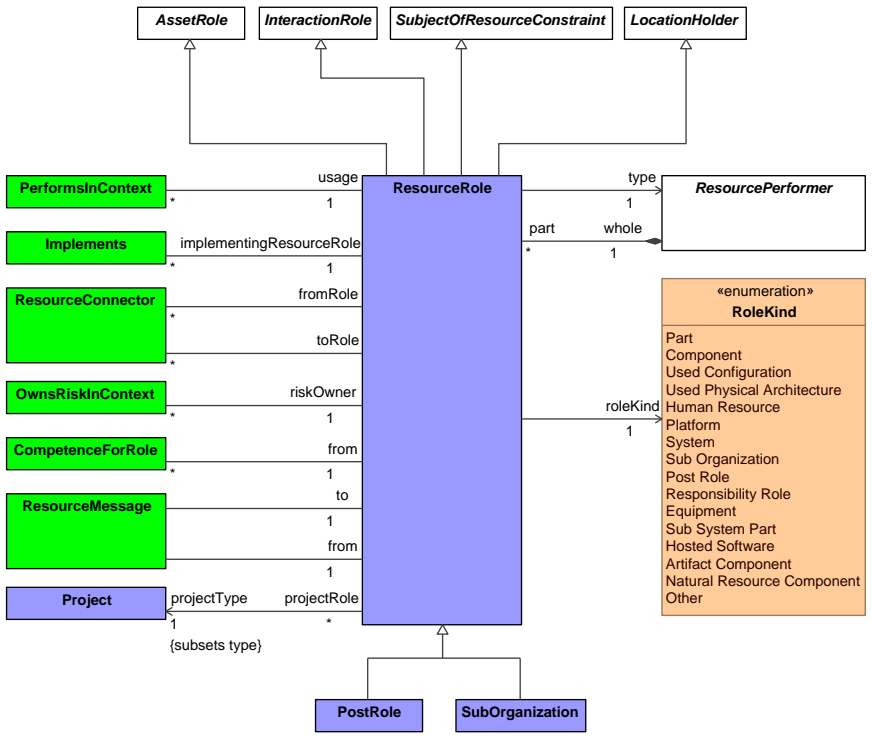


Figure 9:120 - ResourceRole

Domain MetaModel::Resources::Connectivity

ResourceConnector

Package: Connectivity

isAbstract: No

Generalization: ProtocolImplementation, AssetRoleMeasurableElement

Description

A channel for exchange between two ResourceRoles.

Commented [KG431]: UAF12-51

Commented [KG432]: [UAF12-51](#)

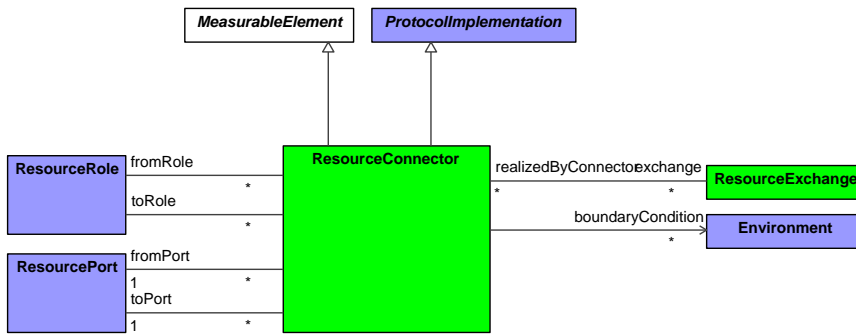
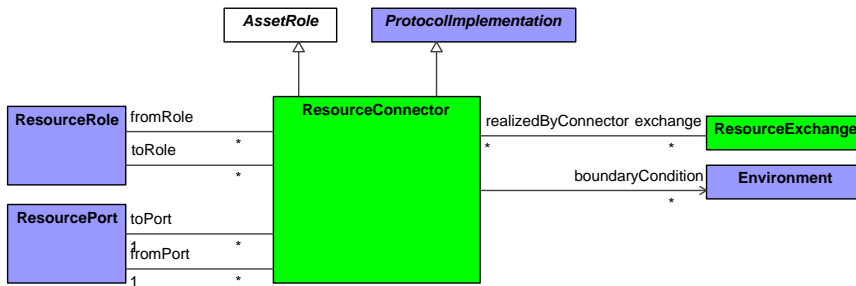


Figure 9:121 - ResourceConnector

ResourceExchange

Package: Connectivity

isAbstract: No

Generalization: [Exchange](#)

Description

Asserts that a flow can exist between ResourcePerformers (i.e. flows of data, people, material, or energy).

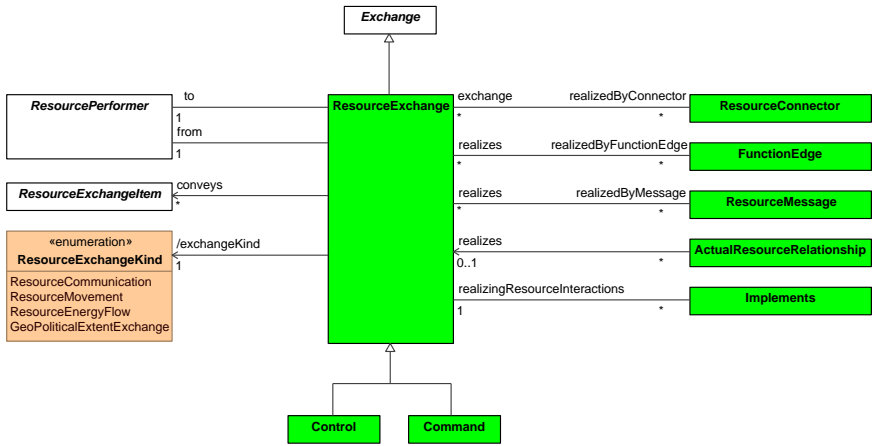


Figure 9:122 - ResourceExchange

ResourceExchangeItem

Package: Connectivity

isAbstract: Yes

Generalization: [Resource](#), [SubjectOfSecurityConstraint](#), [ExchangeItem](#)

Description

An abstract type grouping elements that defines the types of elements that can be exchanged between ResourcePerformers and conveyed by a ResourceExchange.

Commented [KG433]: [UAF12-33](#)

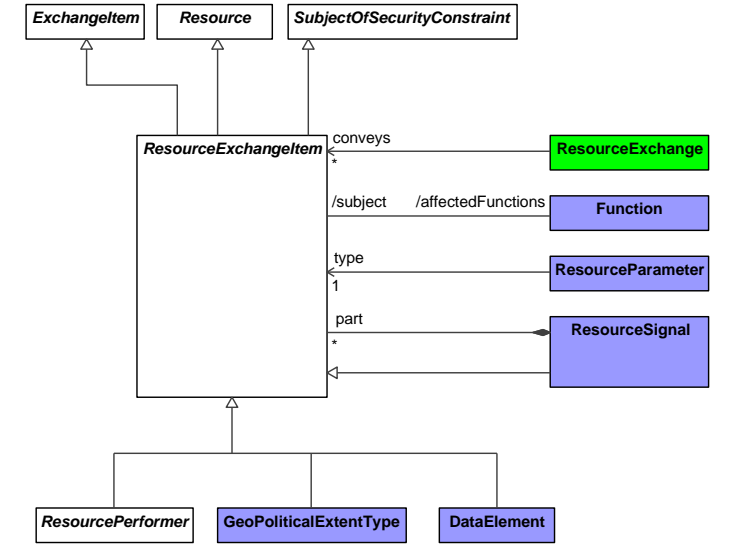
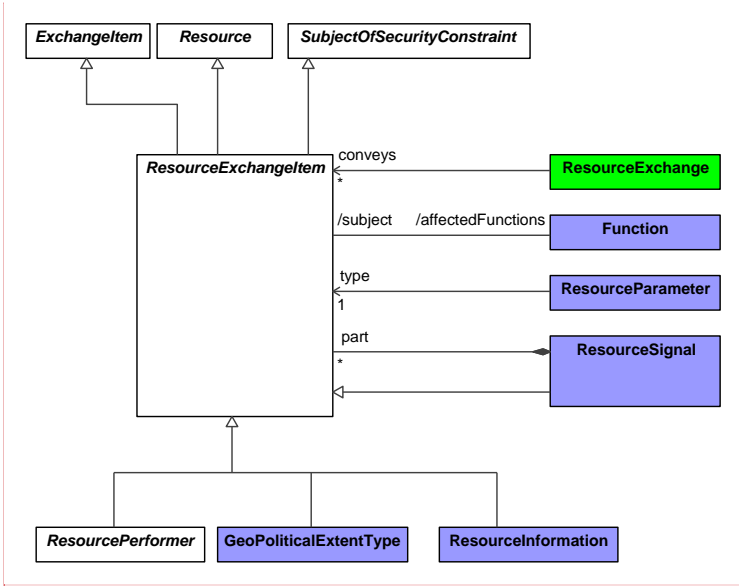


Figure 9:123 - ResourceExchangeItem

ResourceInterface

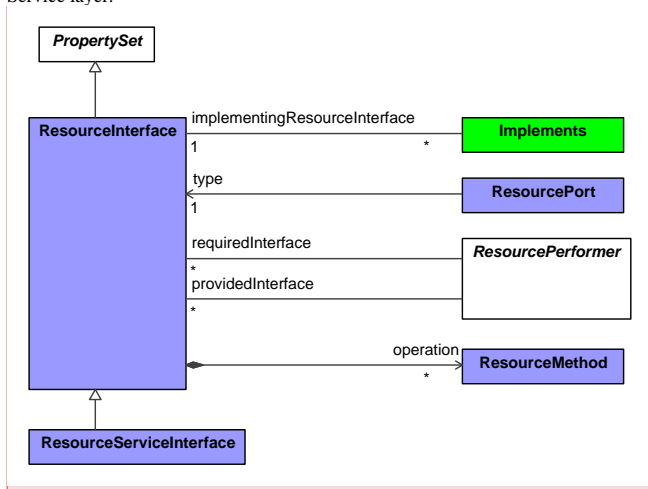
Package: Connectivity

isAbstract: No

Generalization: [PropertySet](#)

Description

A declaration that specifies a contract between the ResourcePerformers it is related to and any other ResourcePerformers it can interact with. It is also intended to be an implementation of a specification of an Interface in the Business and/or Service layer.



Commented [KG434]: [UAF12-33](#)

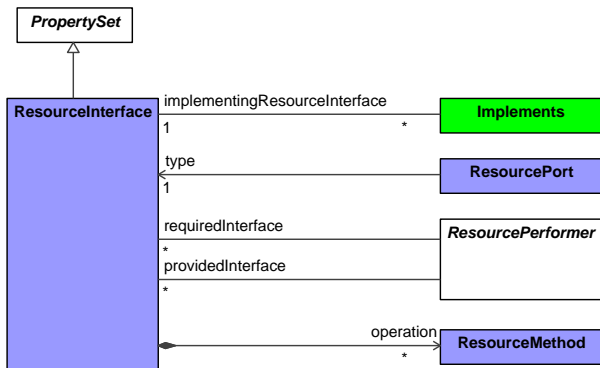


Figure 9:124 - ResourceInterface

ResourceServiceInterface

Package: Structure

isAbstract: No

Generalization: ResourceInterface

Description

A contract that defines the ResourceMethods and ResourceSignal receptions that the ResourceServices realize.

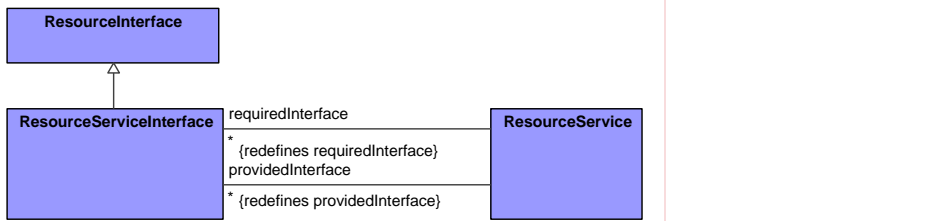


Figure 9:119 - ResourceServiceInterface

- Commented [KG435]: [UAF12-33](#)
- Formatted: Default Paragraph Font, Font: 10 pt, Bold
- Formatted: Font: 10 pt, Bold

ResourceSignal

Package: Connectivity

isAbstract: No

Generalization: ResourceExchangeItem

Description

A property of an element representing something in the physical world, expressed in amounts of a unit of measure.

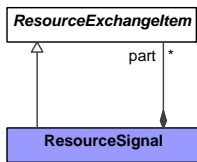


Figure 9:125 - ResourceSignal

Domain MetaModel::Resources::Processes

Function

Package: Processes

isAbstract: No

Generalization: SubjectOfResourceConstraint, Process

Description

An Activity which is specified in the context to the ResourcePerformer (human or machine) that IsCapableToPerform it.

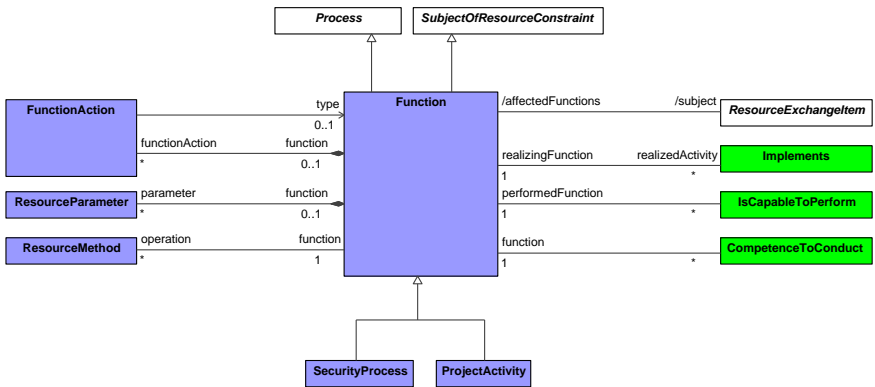


Figure 9:126 - Function

FunctionAction

Package: Processes

isAbstract: No

Generalization: [ProcessUsage](#)

Description

A call of a Function indicating that the Function is performed by a ResourceRole in a specific context.

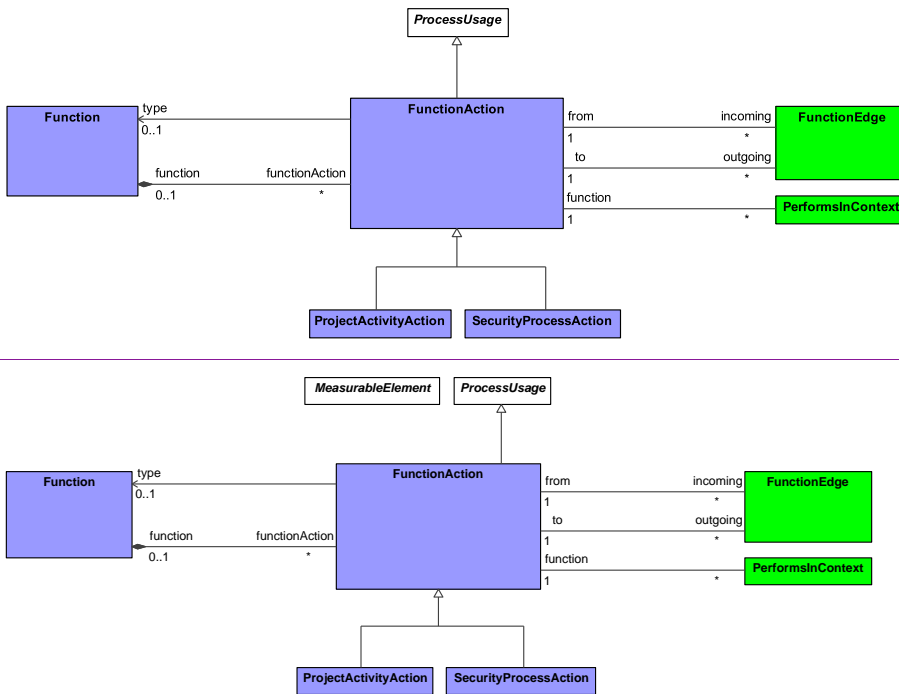


Figure 9:127 - FunctionAction

FunctionEdge

Package: Processes

isAbstract: No

Generalization: [ProcessEdge](#)

Description

A tuple that shows the flow of Resources (objects/data) between FunctionActions.

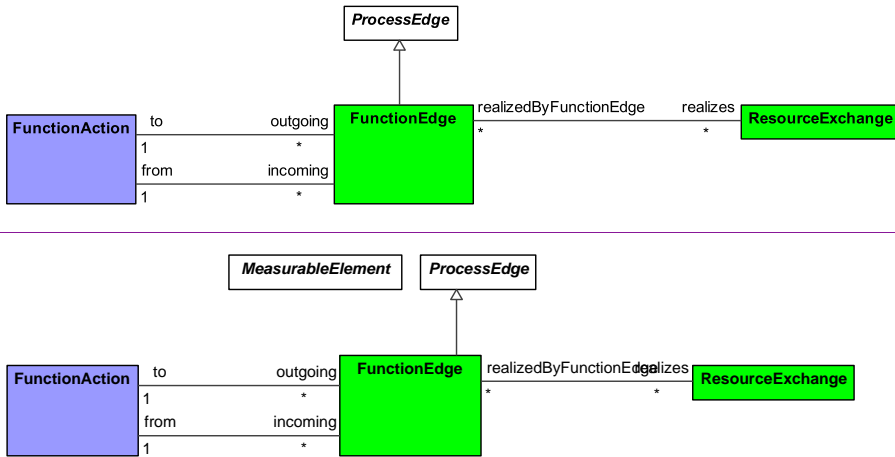


Figure 9:128 - FunctionEdge

Domain MetaModel::Resources::States

ResourceStateDescription

Package: States

isAbstract: No

Generalization: [MeasurableElement](#), [StateDescription](#)

Description

A state machine describing the behavior of a ResourcePerformer, depicting how the ResourcePerformer responds to various events and the actions.

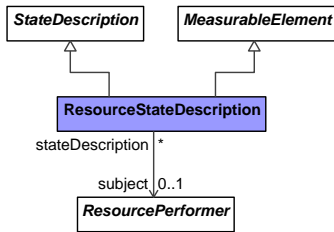


Figure 9:129 - ResourceStateDescription

Domain MetaModel::Resources:: ~~Sequences~~ ~~Interaction Scenarios~~

Commented [KG436]: [UAF12-59](#)

ResourceMessage

Package: ~~Sequences~~ ~~Interaction Scenarios~~

Commented [KG437]: [UAF12-59](#)

isAbstract: No

Generalization: [InteractionMessage](#)

Description

Message for use in an Resource Event-Trace which carries any of the subtypes of ResourceExchange.

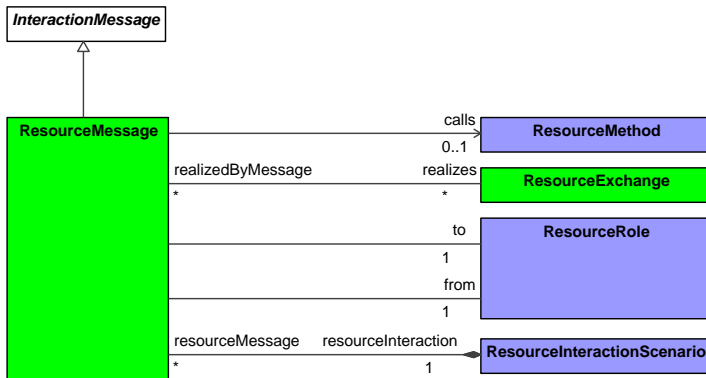


Figure 9:130 - ResourceMessage

Domain MetaModel::Resources::Information

[ResourceInformationDataElement](#)

Package: Information

isAbstract: No

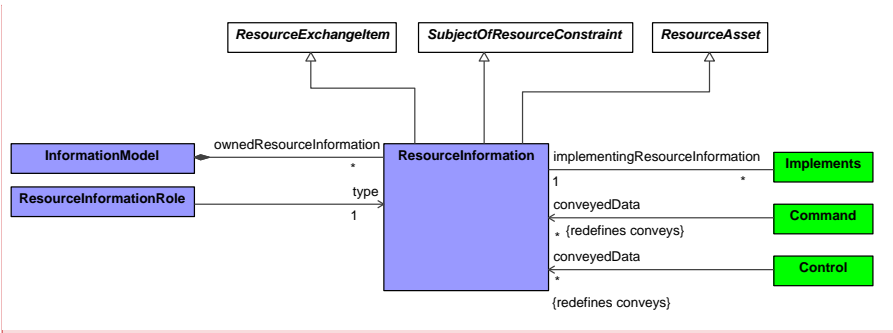
Generalization: [SubjectOfResourceConstraint](#), [ResourceAsset](#), [ResourceExchangeItem](#)

Description

A formalized representation of data that is managed by or exchanged between resources.

Commented [KG438]: [UAF12-33](#)

Formatted: OMG Normal Paragraph



Commented [KG439]: [UAF12-33](#)

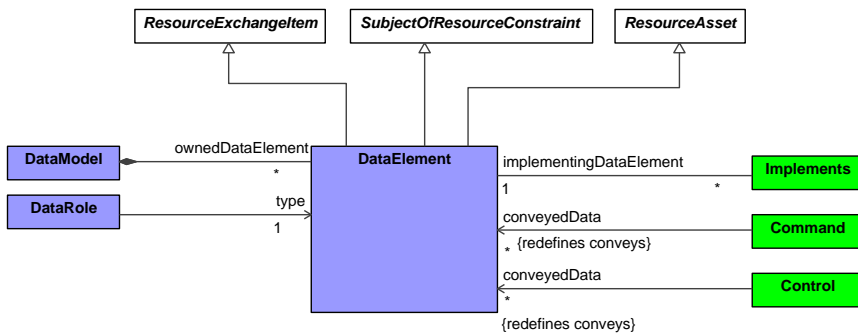


Figure 9:131 - **ResourceInformationDataElement**

Commented [KG440]: [UAF12-33](#)

DataRole

Commented [KG441]: [UAF12-33](#)

Package: Information

isAbstract: No

Generalization: [AssetRole](#)

Description

A usage of DataElement that exists in the context of an ResourceAsset. It also allows the representation of the whole-part aggregation of DataElements.

Commented [KG442]: [UAF12-33](#)

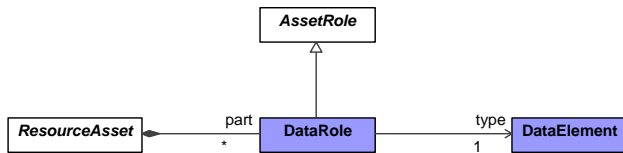


Figure 9:132 - **DataRole**

Commented [KG443]: [UAF12-33](#)

Domain MetaModel::Resources::Constraints

ResourceConstraint

Package: Constraints

isAbstract: No

Generalization: [Rule](#)

Description

A rule governing the structural or functional aspects of an implementation.

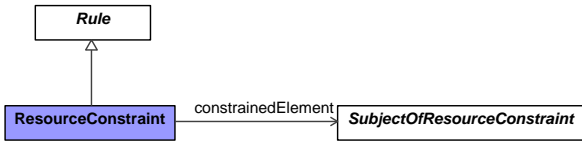


Figure 9:133 - ResourceConstraint

SubjectOfResourceConstraint

Package: Constraints

isAbstract: Yes

Generalization: [UAFElement](#)

Description

An abstract type grouping elements that can be the subject of a ResourceConstraint.

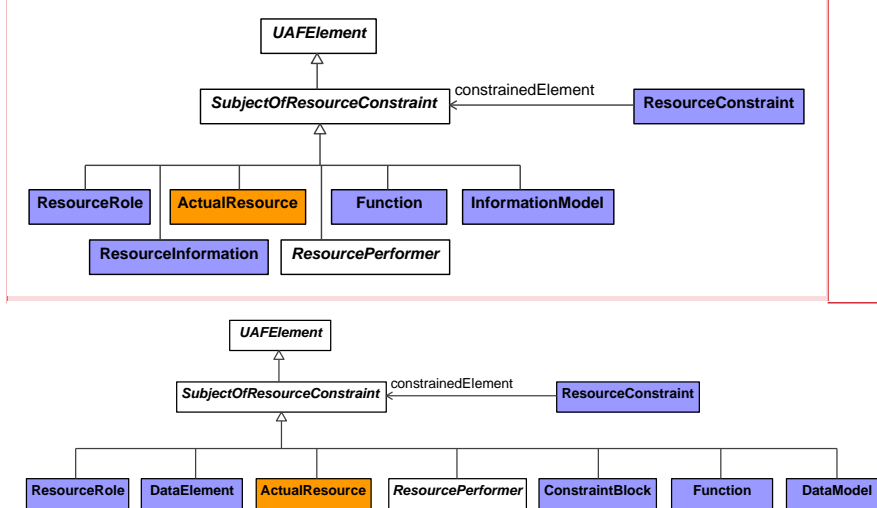


Figure 9:134 - SubjectOfResourceConstraint

Commented [KG444]: [UAF12-33](#)

Domain MetaModel::Resources::Roadmap

Forecast

Package: Roadmap

isAbstract: No

Generalization: [MeasurableElement](#)

Description

A tuple that specifies a transition from one Asset, Standard, Competence to another future one. It is related to an [ActualStrategicPhase](#) ~~[ActualEnterprisePhase](#)~~ to give it a temporal context.

Commented [KG445]: [UAF12-15](#)
[UAF12-12](#)

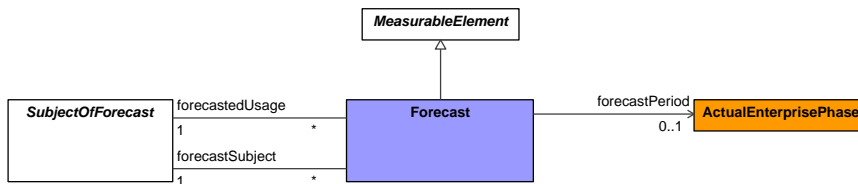


Figure 9:135 - Forecast

SubjectOfForecast

Package: Roadmap

isAbstract: Yes

Generalization: [UAFElement](#)

Description

An abstract type grouping elements that can be the subject of a Forecast.

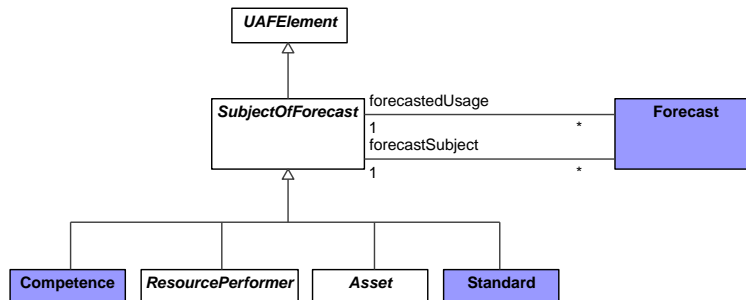


Figure 9:136 - SubjectOfForecast

Technology

Package: Roadmap

isAbstract: No

Generalization: [ResourceArtifact](#)

Description

A sub type of ResourceArtifact that indicates a technology domain, i.e. nuclear, mechanical, electronic, mobile telephony etc.

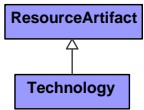


Figure 9:137 - Technology

VersionedElement

Package: Roadmap

isAbstract: Yes

Generalization: [UAFElement](#)

Description

An abstract type grouping ResourcePerformer and ~~Service~~ [ServiceSpecification](#) that allows VersionOfConfiguration to be related to ActualProjectMilestones.

Commented [KG446]: [UAF12-33](#)

Commented [KG447]: [UAF12-33](#)

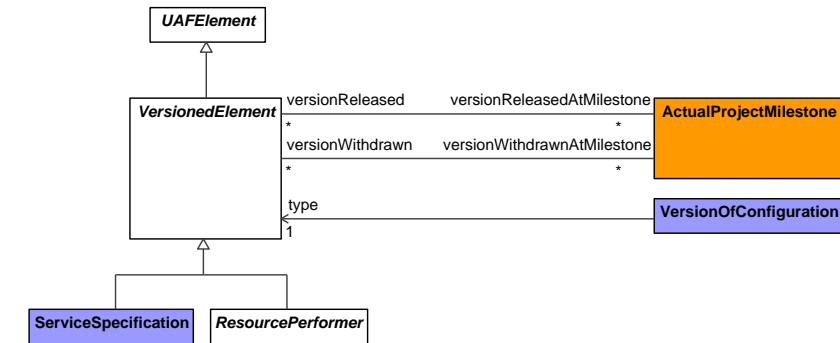
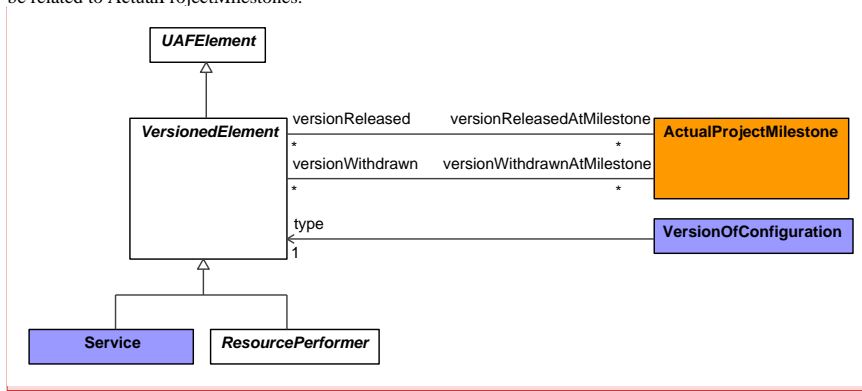


Figure 9:138 - VersionedElement

VersionOfConfiguration

Package: Roadmap

isAbstract: No

Generalization: [MeasurableElement](#)

Description

A property of a WholeLifeConfiguration, used in version control of a VersionedElement. It asserts that a VersionedElement is a version of a WholeLifeConfiguration.

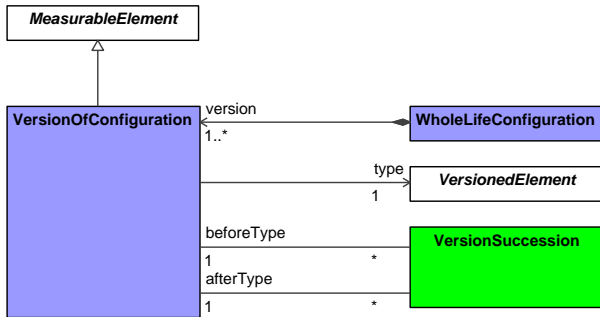


Figure 9:139 - VersionOfConfiguration

VersionSuccession

Package: Roadmap

isAbstract: No

Generalization: [MeasurableElement](#)

Description

A tuple between two VersionOfConfigurations that denotes that one VersionOfConfiguration follows from another.

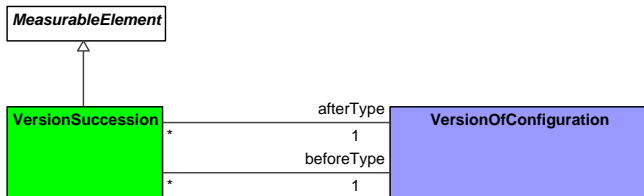


Figure 9:140 - VersionSuccession

WholeLifeConfiguration

Package: Roadmap

isAbstract: No

Generalization: [PropertySet](#)

Description

A set of VersionedElements, e.g., Services for a service provider or ResourcePerformers deployed for implementationA set of VersionedElements.

Commented [AM448]: [UAF12-33](#)

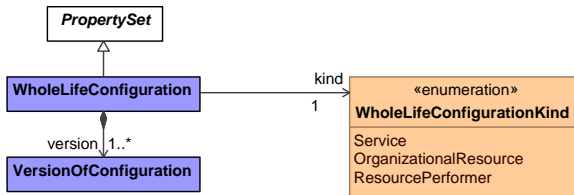


Figure 9:141 - WholeLifeConfiguration

Domain MetaModel::Resources::Traceability

ProtocolImplementation

Package: Traceability

isAbstract: Yes

Generalization: [UAFElement](#)

Description

An abstract type grouping architectural elements that can implement Protocols.

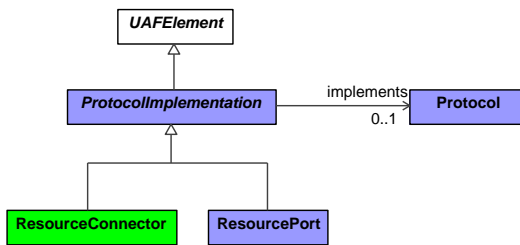


Figure 9:142 - ProtocolImplementation

15.1.89.1.8 Domain MetaModel::Security

Stakeholders: Security Architects, Security Engineers, Systems Engineers, Operational Architects.

Concerns: addresses the security constraints and information assurance attributes that exist on exchanges between resources and OperationalPerformers

Definition: illustrates the security assets, security constraints, security controls, families, and measures required to address specific security concerns.

Domain MetaModel::Security::Motivation

Commented [KG449]: [UAF12-50](#)

EnhancedSecurityControl

Package: [MotivationProcesses](#)

Commented [KG450]: [UAF12-50](#)

isAbstract: No

Generalization: [SecurityControl](#)

Description

Statement of security capability to: (i) build in additional but related, functionality to a basic control; and/or (ii) increase the strength of a basic control.

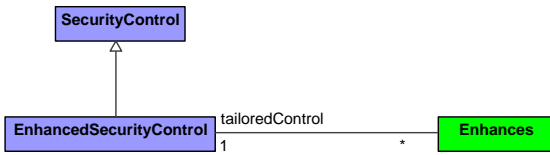


Figure 9:151 - EnhancedSecurityControl

Enhances

Package: [MotivationProcesses](#)

isAbstract: No

Generalization: [MeasurableElement](#)

Description

A tuple relating the EnhancedSecurityControl to a SecurityControl.

Commented [KG451]: [UAF12-50](#)

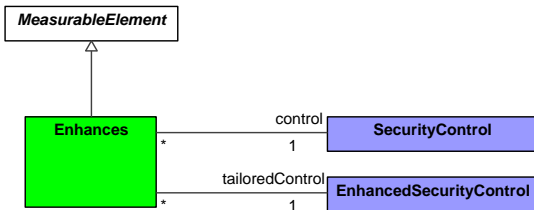


Figure 9:152 - Enhances

Protects

Package: [MotivationProcesses](#)

isAbstract: No

Generalization: [MeasurableElement](#)

Description

A tuple that asserts that a SecurityControl is required to protect an Asset.

Commented [KG452]: [UAF12-50](#)

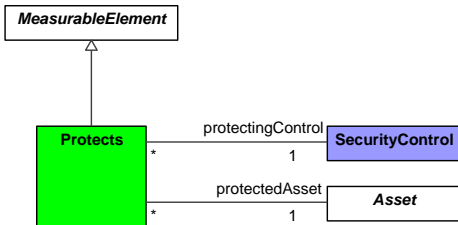


Figure 9:153 - Protects

ProtectsInContext

Package: [MotivationProcesses](#)

isAbstract: No

Unified Architecture Framework (UAF) Domain Metamodel Version 1.24

Commented [KG453]: [UAF12-50](#)

Generalization: [MeasurableElement](#)

Description

A tuple that relates a SecurityControlAction to a OperationalRole, or a ResourceRole. It indicates that SecurityControl is required to protect an Asset in a specific context or configuration.



Figure 9:154 - ProtectsInContext

SecurityControl

Package: [MotivationConstraints](#)

isAbstract: No

Generalization: [MeasurableElement](#)

Description

The management, operational, and technical control (i.e., safeguard or countermeasure) prescribed for an information system to protect the confidentiality, integrity, and availability of the system and its information [NIST SP 800-53].

Commented [KG454]: [UAF12-50](#)



Figure 9:165 - SecurityControl

SecurityControlFamily

Package: [ConstraintsMotivation](#)

isAbstract: No

Generalization: [SecurityControl](#)

Description

An element that organizes security controls into a family. Each Security Control Family contains security controls related to the general security topic of the family.

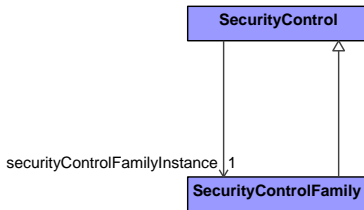


Figure 9:166 - SecurityControlFamily

Domain MetaModel::Security::Taxonomy

Asset

Package: Taxonomy

isAbstract: Yes

Generalization: [SubjectOfForecast](#), [ConceptItem](#), [LocationHolder](#), [PropertySet](#), [SubjectOfSecurityConstraint](#), [AffectableElement](#)

Description

An abstract element that indicates the types of elements that can be affected by Risk. Asset as applied to Security views is an abstract element that indicates the types of elements that can be considered as a subject for security analysis.

Formatted: OMG Normal Paragraph

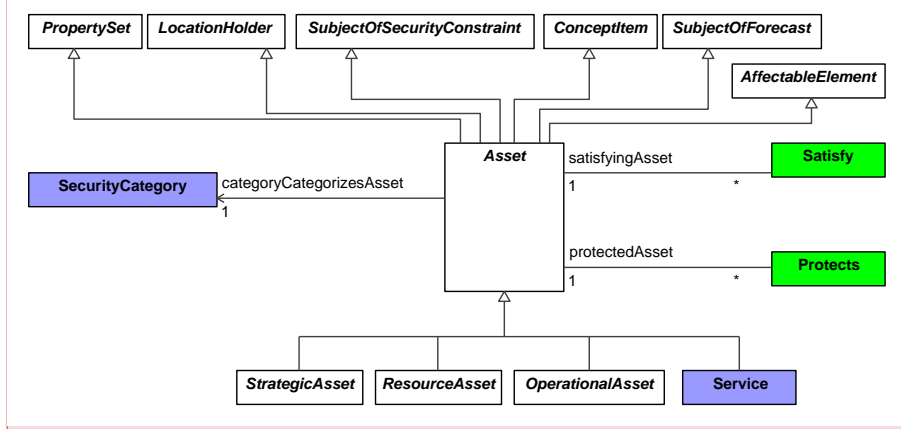
Commented [KG455]: [UAF12-50](#)

Formatted: OMG Normal Paragraph

Formatted: OMG Bold Bullet KeepNext Paragraph

Commented [KG456]: [UAF12-51](#)

Asset as applied to Security views, an abstract type that indicates the types of elements that can be considered as a subject for security analysis.



Formatted: OMG Normal Centered Image Anchor Paragraph

Commented [KG457]: [UAF12-51](#)

Commented [KG458]: [UAF12-51](#)

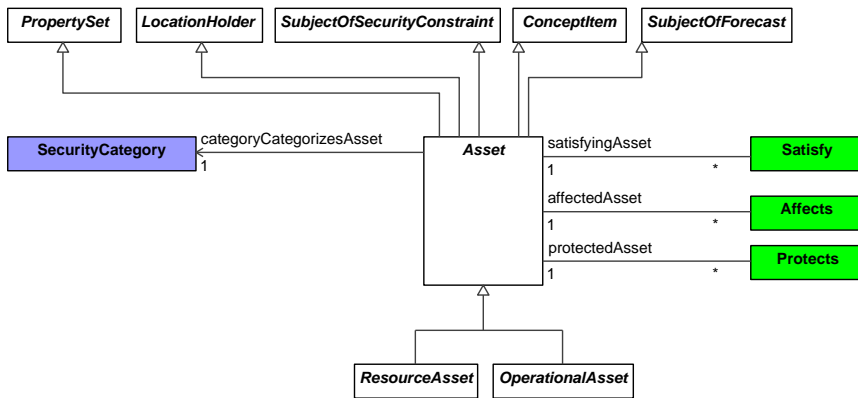


Figure 9:143 - Asset

OperationalAsset

Package: Taxonomy

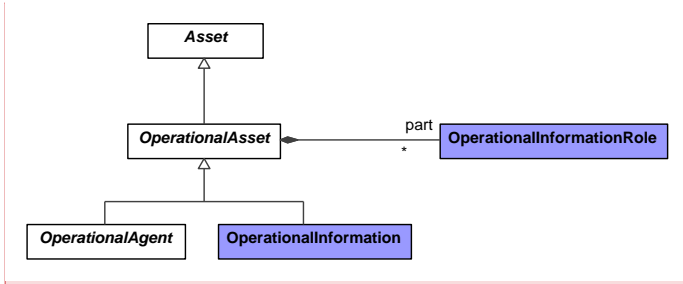
isAbstract: Yes

Generalization: [Asset](#)

[Description](#)

An abstract element used to group the elements of OperationalAgent and OperationalInformation allowing them to own OperationalInformationRoles.

Commented [KG459]: [UAF12-33](#)



Commented [KG460]: [UAF12-33](#)

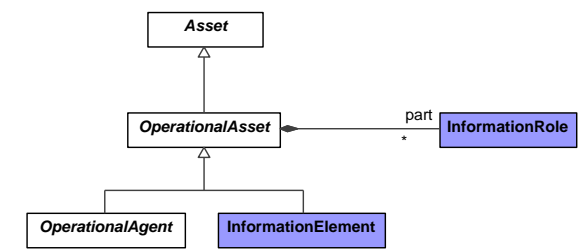


Figure 9:144 - OperationalAsset

OperationalMitigation

Package: Taxonomy
 isAbstract: No
Generalization: [OperationalArchitecture](#)
 Description
 A set of OperationalPerformers intended to address against specific operational risks.

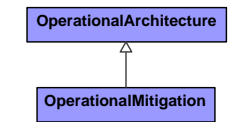


Figure 9:145 - OperationalMitigation

ResourceAsset

Package: Taxonomy
 isAbstract: Yes
Generalization: [Asset](#)
Description
 An abstract element used to group the elements of ResourcePerformer and ResourceInformation allowing them to own ResourceInformationRoles

Commented [KG461]: [UAF12-33](#)

Commented [KG462]: [UAF12-33](#)

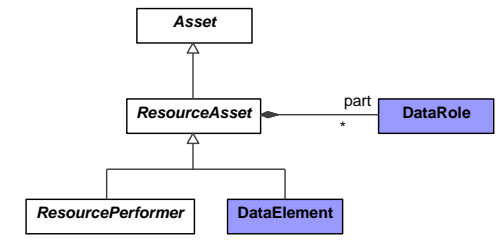
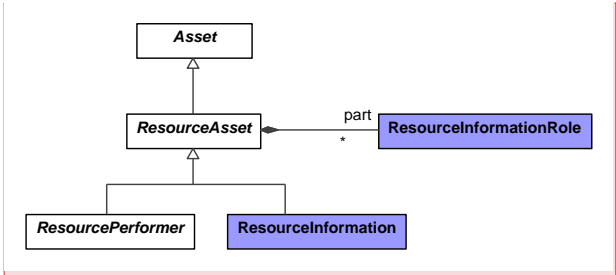


Figure 9:146 - ResourceAsset

ResourceMitigation

Package: Taxonomy
isAbstract: No
Generalization: [ResourceArchitecture](#)

Description
A set of ResourcePerformers intended to address against specific risks.

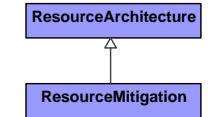


Figure 9:147 - ResourceMitigation

SecurityEnclave

Package: Taxonomy
isAbstract: No
Generalization: [ResourceArchitecture](#)

Description
Collection of information systems connected by one or more internal networks under the control of a single authority and security policy. The systems may be structured by physical proximity or by function, independent of location.

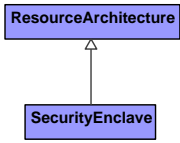


Figure 9:148 - SecurityEnclave

Domain MetaModel::Security::Structure

AssetRole

Package: Structure

isAbstract: Yes

Generalization: BPMN2Metamodel::ResourceRole, [SubjectOfSecurityConstraint](#), [MeasurableElement](#)

Description

An abstract element that indicates the types of elements that can be affected by Risk in the particular context. AssetRole as applied to Security views, is an abstract element that indicates the type of elements that can be considered as a subject for security analysis in the particular context.

AssetRole as applied to Security views, an abstract element that indicates the type of elements that can be considered as a subject for security analysis in the particular context.

Formatted: OMG Normal Centered Image Anchor Paragraph

Commented [KG463]: [UAF12-51](#)

Commented [KG464]: [UAF12-51](#)

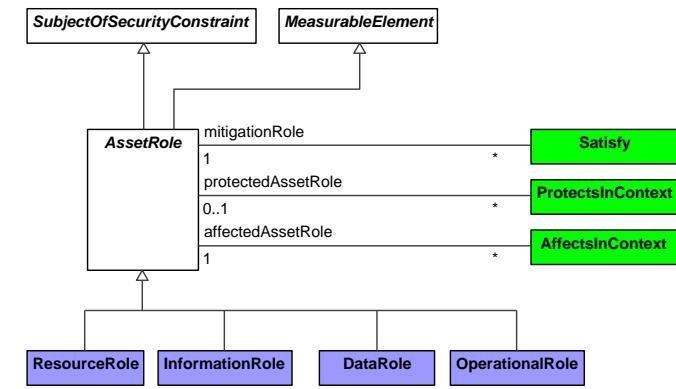
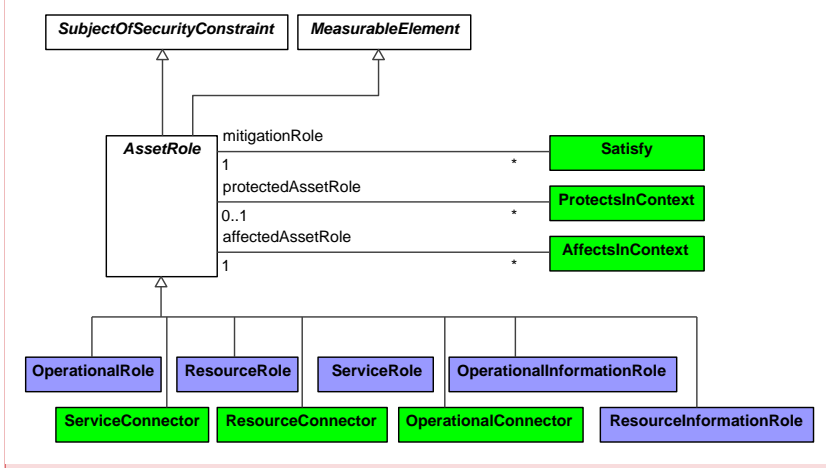


Figure 9:149 - AssetRole

[OperationalInformationRole](#)[InformationRole](#)

Commented [KG465]: [UAF12-51](#)

Package: Structure

isAbstract: No

Generalization: [AssetRole](#)

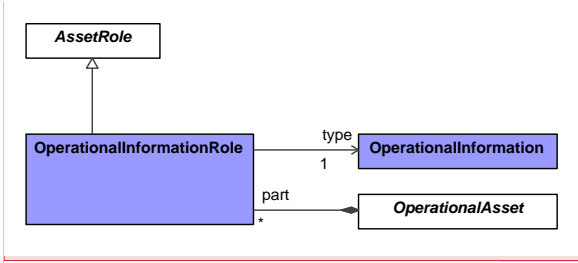
Description

A usage of [OperationalInformation](#) [InformationElement](#) that exists in the context of an OperationalAsset. It also allows the representation of the whole-part aggregation of [OperationalInformation](#) [InformationElements](#).

Formatted: OMG Normal Paragraph, Indent: Left: 0", First line: 0", Space After: 0 pt

Commented [KG466]: [UAF12-51](#)

Commented [KG467]: [UAF12-51](#)



Commented [KG468]: [UAF12-51](#)

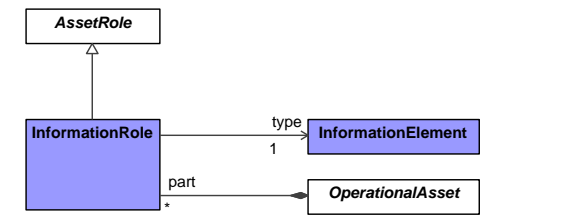


Figure 9:150 - **OperationalInformationRole**InformationRole

Commented [KG469]: [UAF12-51](#)

Formatted: Caption

ResourceInformationRole

Package: [InformationStructure](#)

isAbstract: No

Generalization: [AssetRole](#)

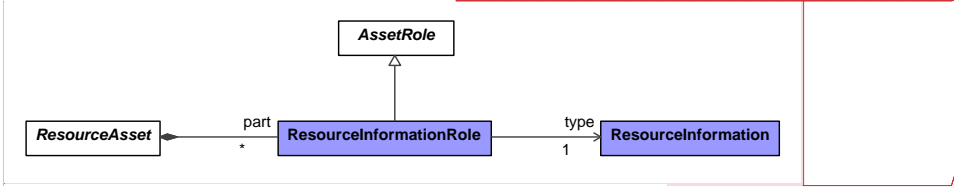
Description

A usage of ResourceInformation that exists in the context of an ResourceAsset. It also allows the representation of the whole-part aggregation of ResourceInformation elements.

Commented [KG470]: [UAF12-33](#)

Formatted: OMG Heading 4, Space After: 10 pt

Commented [KG471]: [UAF12-33](#)



Commented [KG472]: [UAF12-33](#)

Commented [KG473]: [UAF12-33](#)

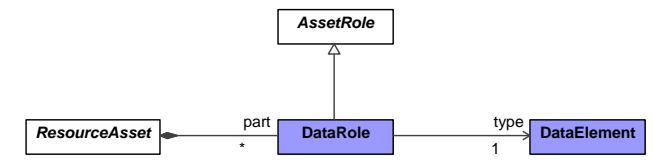


Figure 9:132 - **ResourceInformationRole**

Commented [KG474]: [UAF12-33](#)

Formatted: Caption

Domain MetaModel::Security::Processes

EnhancedSecurityControl

Package: Processes

isAbstract: No

Generalization: SecurityControl

Description

Statement of security capability to: (i) build in additional but related functionality to a basic control; and/or (ii) increase the strength of a basic control.

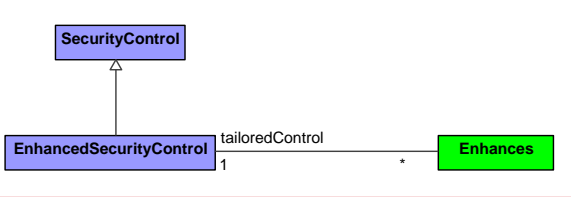


Figure 9:151— EnhancedSecurityControl

Enhances

Package: Processes

isAbstract: No

Generalization: MeasurableElement

Description

A tuple relating the EnhancedSecurityControl to a SecurityControl.

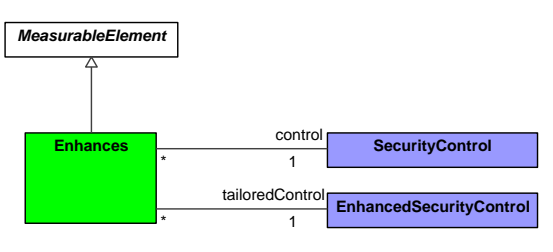


Figure 9:152— Enhances

Protects

Package: Processes

isAbstract: No

Generalization: MeasurableElement

Description

A tuple that asserts that a SecurityControl is required to protect an Asset.

Formatted: OMG Normal Paragraph

Formatted: OMG Normal Paragraph

Formatted: OMG Normal Paragraph

Formatted: OMG Normal Paragraph

Formatted: OMG Normal Paragraph

Formatted: OMG Normal Paragraph

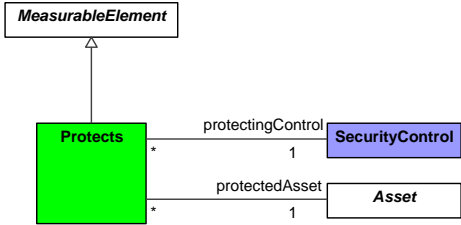


Figure 9:153—Protects

ProtectsInContext

Package: Processes

isAbstract: No

Generalization: MeasurableElement

Description

A tuple that relates a SecurityControlAction to a OperationalRole, or a ResourceRole. It indicates that SecurityControl is required to protect an Asset in a specific context or configuration.

Formatted: OMG Normal Paragraph

Formatted: OMG Normal Paragraph

Formatted: OMG Normal Paragraph

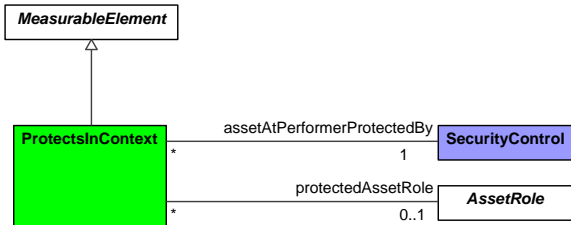


Figure 9:154—ProtectsInContext

Commented [KG475]: UAF12-50 Moved to Security Motivation view soecification.

SecurityProcess

Package: Processes

isAbstract: No

Generalization: OperationalActivity, Function, SubjectOfSecurityConstraint

Description

The security-related procedure that satisfies the security control requirement.

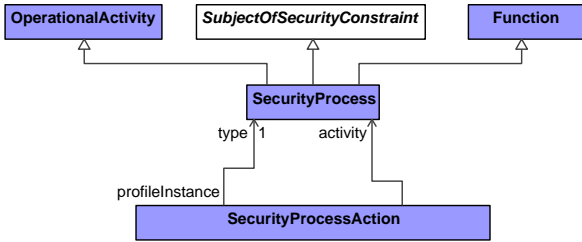


Figure 9:155 - SecurityProcess

SecurityProcessAction

Package: Processes

isAbstract: No

Generalization: [OperationalActivityAction](#), [FunctionAction](#)

Description

A call of a SecurityProcess in the context of another SecurityProcess.

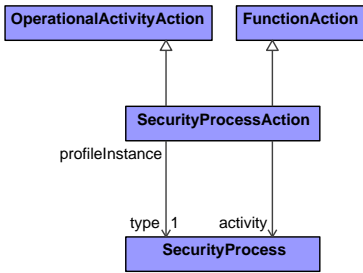


Figure 9:156 - SecurityProcessAction

Domain MetaModel::Security::Constraints

ActualRisk

Package: Constraints

isAbstract: No

Generalization: [ActualPropertySet](#)

Description

An instance of a Risk. A value holder for Risk Measurements.

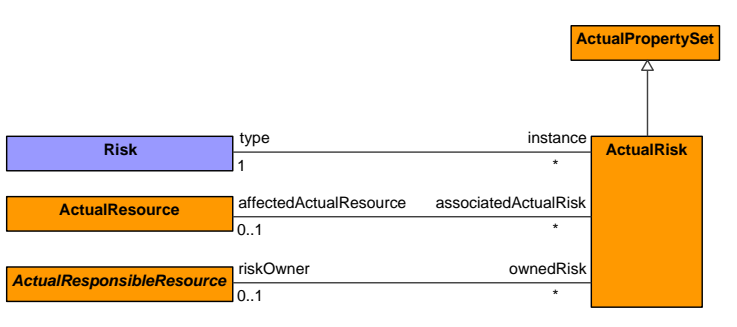


Figure 9:157 – ActualRisk

Commented [KG476]: [UAF12-51](#)

Caveat

Package: Constraints

isAbstract: No

Generalization: [SecurityConstraint](#)

Description

A statement that details alternate conditions under which the rule is not valid.

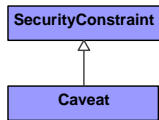


Figure 9:158 - Caveat

Risk

Package: Constraints

isAbstract: No

Generalization: [PropertySet](#)

Description

A statement of the impact of an event on Assets. It represents a constraint on an Asset in terms of adverse effects, with an associated measure. The measure is used to capture the extent to which an entity is threatened by a potential circumstance or event. Risk is typically a function of: (i) the adverse impacts that would arise if the circumstance or event occurs; and (ii) the likelihood of occurrence.

Commented [KG477]: [UAF12-51](#)

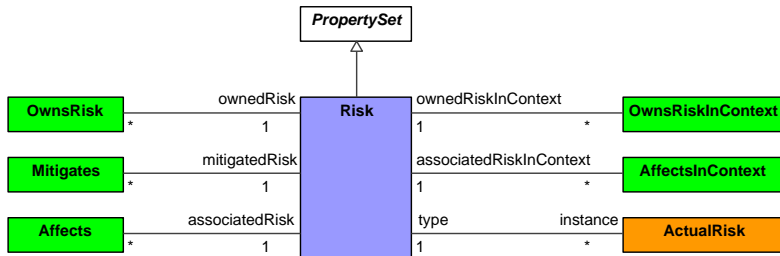


Figure 9:159 - Risk

SecurityAvailability

Package: Constraints

isAbstract: No

Generalization: [SecurityMeasurement](#)

Description

Details the potential impact on organization or individuals if the information is not available to those who need to access it.

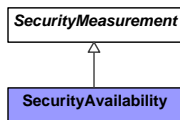


Figure 9:160 - SecurityAvailability

SecurityCategory

Package: Constraints

isAbstract: No

Generalization: [MeasurementSet](#)

Description

The security categories that have been determined for each type of information processed, stored, or transmitted by those information systems. The generalized format for expressing the security category (SC) of an information system is: SC information system = {(confidentiality, impact), (integrity, impact), (availability, impact)}.

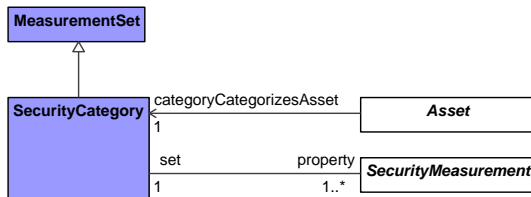


Figure 9:161 - SecurityCategory

SecurityClassification

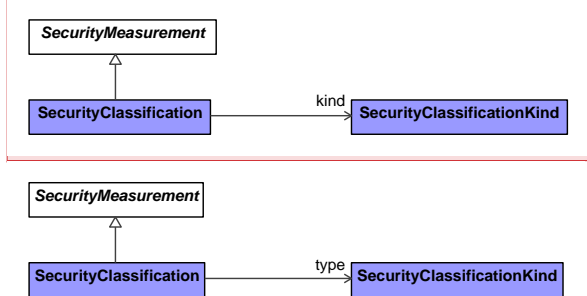
Package: Constraints

isAbstract: No

Generalization: [SecurityMeasurement](#)

Description

Details a classification for the exchange.



Commented [KG478]: [UAF12-28](#)

Figure 9:162 - SecurityClassification

SecurityClassificationKind

Package: Constraints

isAbstract: No

Generalization: [MeasurableElement](#)

Description

A type that defines acceptable values for the security category (SC) of an information system, where the acceptable values for potential impact are low, moderate, or high.

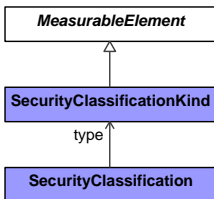


Figure 9:163 - SecurityClassificationKind

SecurityConstraint

Package: Constraints

isAbstract: No

Generalization: [Rule](#)

Description

A type of rule that captures a formal statement to define access control policy language.

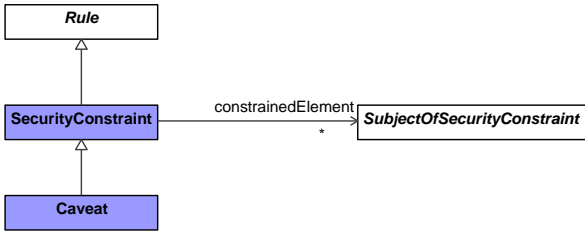


Figure 9:164 - SecurityConstraint

SecurityControl

Package: Constraints

isAbstract: No

Generalization: MeasurableElement

Description

The management, operational, and technical control (i.e., safeguard or countermeasure) prescribed for an information system to protect the confidentiality, integrity, and availability of the system and its information [NIST SP 800-53].

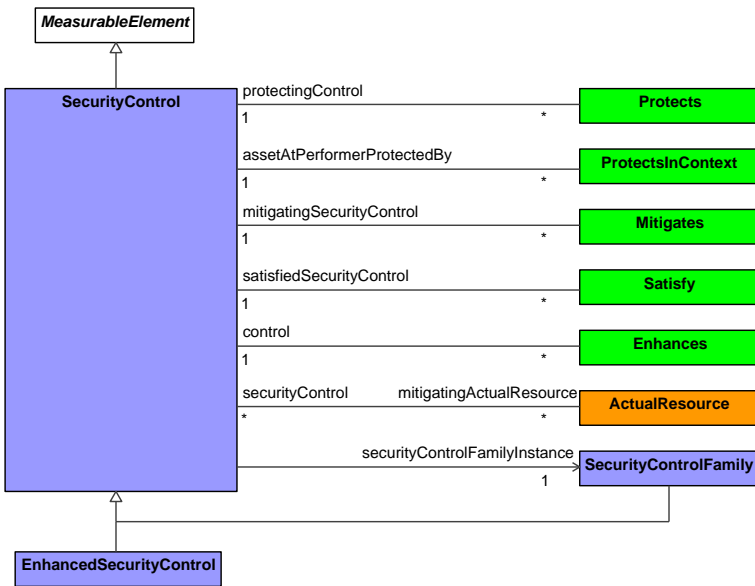


Figure 9:165 - SecurityControl

Commented [KG479]: [UAF12-50](#) Moved to the motivation Aspect

SecurityIntegrity

Package: Constraints

isAbstract: No

Generalization: [SecurityMeasurement](#)

Description

Details the potential impact on organization or individuals due to modification or destruction of information, and includes ensuring information non-repudiation and authenticity.

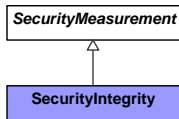


Figure 9:167 - SecurityIntegrity

SecurityMeasurement

Package: Constraints

isAbstract: Yes

Generalization: [Measurement](#)

Description

An abstract type grouping all types of security measurements (e.g. SecurityIntegrity, SecurityAvailability).

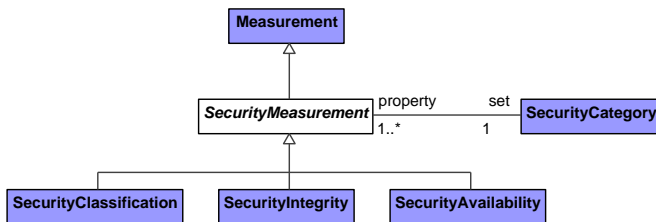


Figure 9:168 - SecurityMeasurement

SubjectOfSecurityConstraint

Package: Constraints

isAbstract: Yes

Generalization: [UAFElement](#)

Description

An abstract type grouping elements that can be the subject of a SecurityConstraint.

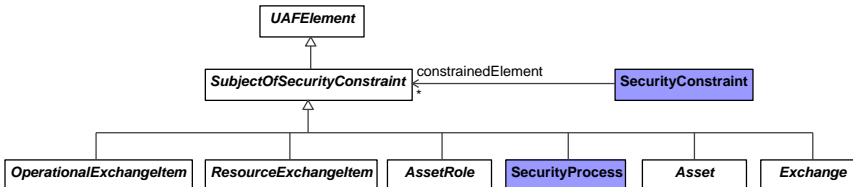


Figure 9:169 - SubjectOfSecurityConstraint

Domain MetaModel::Security::Traceability

Commented [KG480]: [UAF12-51](#) Elements moved to the Parameters section

Affects

Package: Traceability

isAbstract: No

Generalization: MeasurableElement

Description

A tuple that asserts that a Risk is applicable to an Asset.

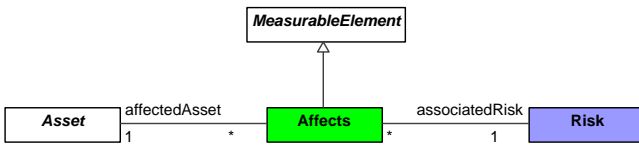


Figure 9:170—Affects

AffectsInContext

Package: Traceability

isAbstract: No

Generalization: MeasurableElement

Description

A tuple that asserts that a Risk is applicable to an AssetRole in the specific context or configuration.

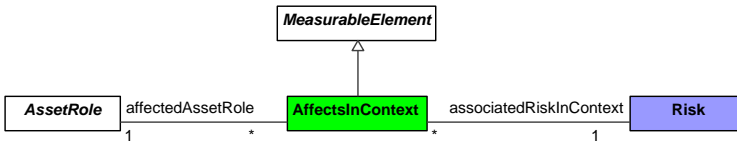


Figure 9:171—AffectsInContext

Mitigates

Package: Traceability

isAbstract: No

Generalization: MeasurableElement

Description

A tuple relating a Security Control to a Risk. Mitigation is established to manage risk and could be represented as an overall strategy or through techniques (mitigation configurations) and procedures (SecurityProcesses).

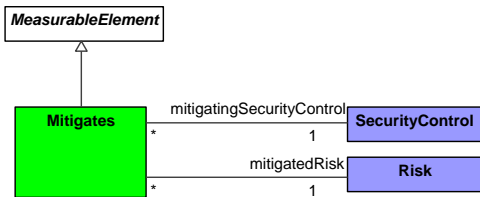


Figure 9:172 – Mitigates

OwnsRisk

Package: Traceability

isAbstract: No

Generalization: MeasurableElement

Description

A tuple relating a Risk to an organizational resource that is responsible for executing the risk mitigation.



Figure 9:173 – OwnsRisk

OwnsRiskInContext

Package: Traceability

isAbstract: No

Generalization: MeasurableElement

Description

A tuple relating a Risk to an organizational role that is responsible for executing the risk mitigation in the specific context or configuration.

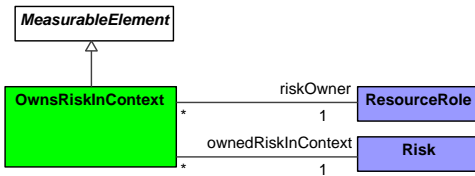


Figure 9:174 – OwnsRiskInContext

15.1.509.1.9 Domain MetaModel::Projects

Domain MetaModel::Projects::Taxonomy

Project

Package: Taxonomy

isAbstract: No

Generalization: [OrganizationalResource](#)

Description

A type that represents a planned endeavor executed by an ActualOrganization responsible for developing, deploying or decommissioning ResourcePerformers in accordance with ActualProjectMilestones. A type that describes types of time-limited endeavors that are required to meet one or more Capability needs.

Commented [AM481]: [UAF12-58](#)

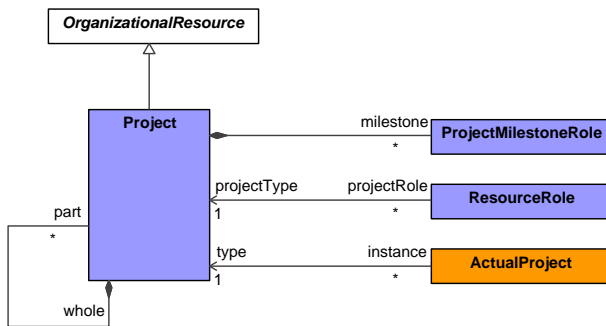


Figure 9:175 - Project

ProjectMilestone

Package: Taxonomy

isAbstract: No

Generalization: [PropertySet](#)

Description

A type of event in a Project by which progress is measured.

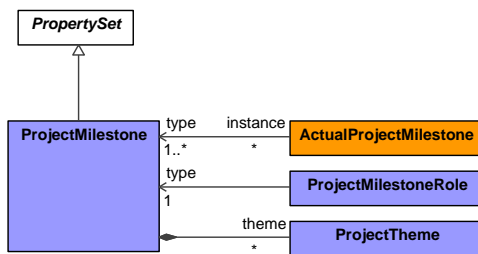


Figure 9:176 - ProjectMilestone

Domain MetaModel::Projects::Structure

ActualProjectMilestoneRole

Package: Structure

isAbstract: No

Generalization: [ActualState](#)

Description

An ActualProjectMilestone that is applied to a ProjectMilestoneRole.

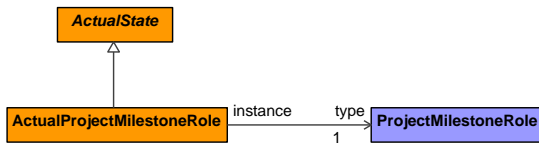


Figure 9:177 - ActualProjectMilestoneRole

ProjectMilestoneRole

Package: Structure

isAbstract: No

Generalization: [MeasurableElement](#)

Description

The role played by a ProjectMilestone in the context of a Project.

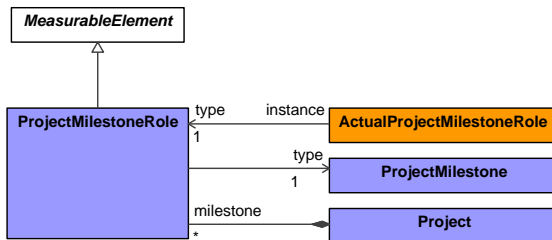


Figure 9:178 - ProjectMilestoneRole

ProjectStatus

Package: Structure

isAbstract: No

Generalization: [ActualState](#)

Description

The status (i.e. level of progress) of a ProjectTheme for an ActualProject at the time of the ActualProjectMilestone.

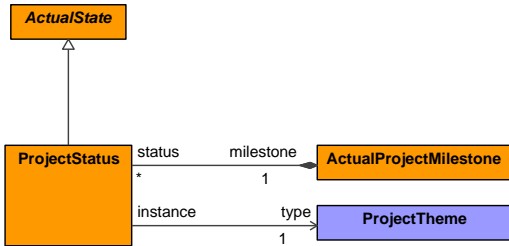


Figure 9:179 - ProjectStatus

ProjectTheme

Package: Structure

isAbstract: No

Generalization: [MeasurableElement](#)

Description

A property of a ProjectMilestone that captures an aspect by which the progress of ActualProjects may be measured.

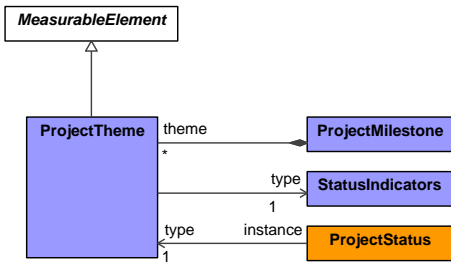


Figure 9:180 - ProjectTheme

StatusIndicators

Package: Structure

isAbstract: No

Generalization: [MeasurableElement](#)

Description

An enumerated type that specifies a status for a ProjectTheme.

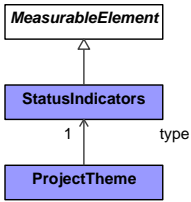


Figure 9:181 - StatusIndicators

Domain MetaModel::Projects::Connectivity

MilestoneDependency

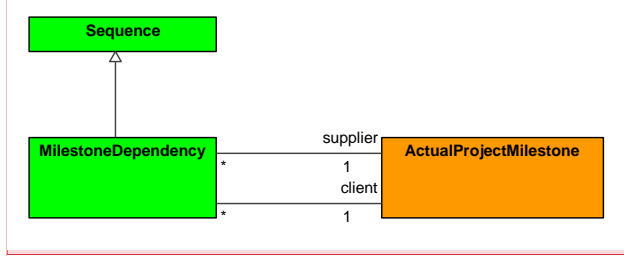
Package: Connectivity

isAbstract: No

Generalization: SequenceMeasurableElement

Description

A tuple between two ActualProjectMilestones that denotes one ActualProjectMilestone follows from another.



Commented [KG482]: [UAF12-117](#)

Commented [KG483]: [UAF12-117](#)

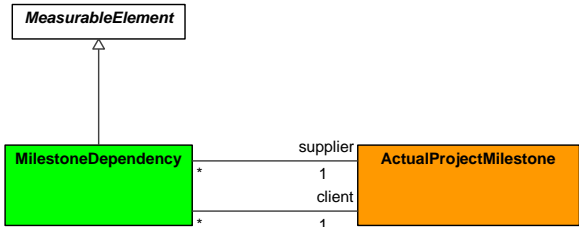


Figure 9:182 - MilestoneDependency

ProjectSequence

Package: Connectivity

isAbstract: No

Generalization: SequenceDescription

A tuple between two ActualProjects that denotes one ActualProject cannot start before the previous ActualProject is finished.

Commented [KG484]: [UAF12-117](#)

Commented [KG485]: [UAF12-117](#)

Commented [KG486]: [UAF12-117](#)

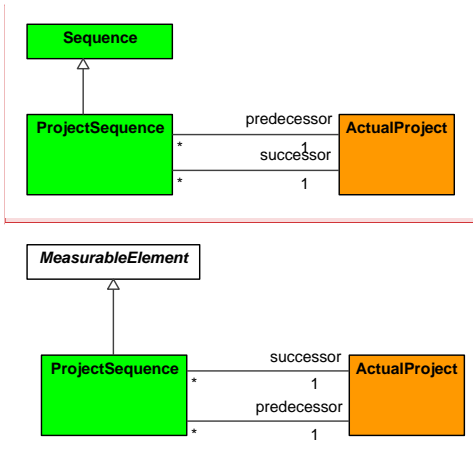


Figure 9:185 - ProjectSequence

Domain MetaModel::Projects::Processes

ProjectActivity

Package: Processes

isAbstract: No

Generalization: [Function](#), [Process](#)

Description

An activity carried out during a project.

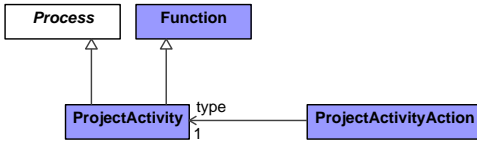


Figure 9:183 - ProjectActivity

ProjectActivityAction

Package: Processes

isAbstract: No

Generalization: [FunctionAction](#)

Description

The ProjectActivityAction is defined as a call behavior action that invokes the activity that needs to be performed.

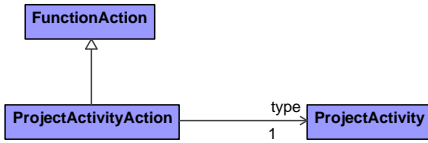


Figure 9:184 - ProjectActivityAction

Domain MetaModel::Projects::Interaction Scenarios

Commented [KG487]: [UAF12-59](#)

Domain MetaModel::Projects::Roadmap

ActualProject

Package: Roadmap

isAbstract: No

Generalization: [ActualOrganizationalResource](#), [Achiever](#)

Description

A time-limited planned endeavor executed by an ActualOrganization responsible for developing, deploying or decommissioning ResourcePerformers in accordance with ActualProjectMilestones.

A time-limited endeavor to provide a specific set of ActualResources that meet specific Capability needs.

Formatted: Font: (Default) Times New Roman, 10 pt, Font color: Auto, Pattern: Clear

Formatted: OMG Normal Paragraph

Commented [AM488]: [UAF12-58](#)

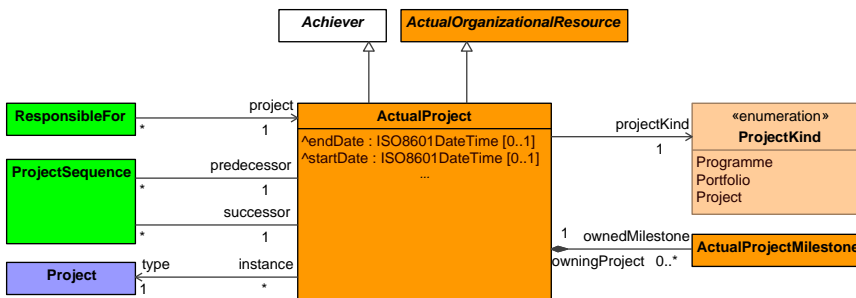


Figure 9:186 - ActualProject

ActualProjectMilestone

Package: Roadmap

isAbstract: No

Generalization: [ActualPropertySet](#)

Description

An event with a start date in a ActualProject from which progress is measured.



Figure 9:187 - ActualProjectMilestone

Constraints

[1] unnamed1 startime=endTime

Domain MetaModel::Projects::Traceability

ResponsibleFor

Package: Traceability

isAbstract: No

Generalization: MeasurableElement

Description

A tuple between an ActualResponsibleResource and an ActualResponsibility or ActualProject. It defines the duties that the ActualResponsibleResource is ResponsibleFor.

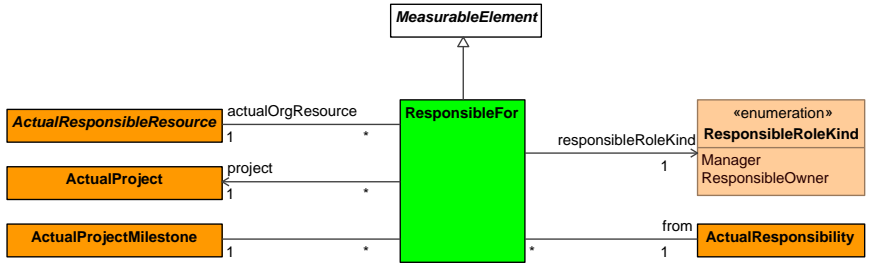


Figure 9:188 - ResponsibleFor

45.1.549.1.10 Domain MetaModel::Standards

Stakeholders: Solution Providers, Systems Engineers, Software Engineers, Systems Architects, Business Architects.

Concerns: technical and non-technical Standards applicable to the architecture.

Definition: shows the technical, operational, and business Standards applicable to the architecture. Defines the underlying current and expected Standards.

Domain MetaModel::Standards::Taxonomy

Protocol

Package: Taxonomy

isAbstract: No

Generalization: [Standard](#)

Description

A Standard for communication over a network. Protocols may be composite, represented as a ProtocolStack made up of ProtocolLayers.

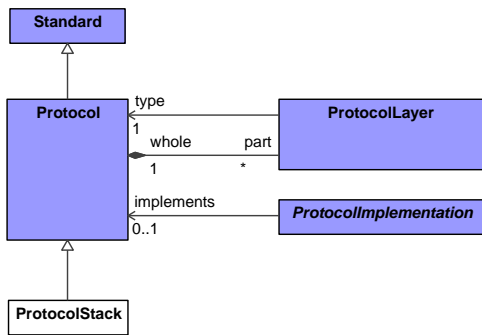


Figure 9:189 - Protocol

ProtocolStack

Package: Taxonomy

isAbstract: No

Generalization: [Protocol](#)

Description

A sub type of Protocol that contains the ProtocolLayers, defining a complete stack.

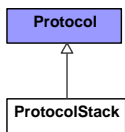


Figure 9:190 - ProtocolStack

Standard

Package: Taxonomy

isAbstract: No

Generalization: [SubjectOfForecast](#), [PropertySet](#)

Description

A ratified and peer-reviewed specification that is used to guide or constrain the architecture. A Standard may be applied to any element in the architecture.

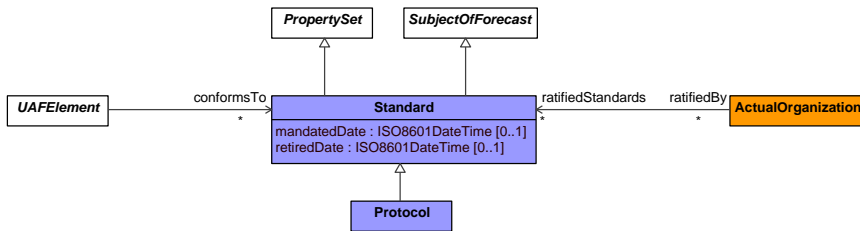


Figure 9:191 - Standard

Attributes

- mandatedDate : ISO8601DateTime[0..1] The date when this version of the Standard was published.
- retiredDate : ISO8601DateTime[0..1] The date when this version of the Standard was retired.

Domain MetaModel::Standards::Structure

ProtocolLayer

Package: Structure

isAbstract: No

Generalization: [MeasurableElement](#)

Description

Usage of a Protocol in the context of another Protocol. Creates a whole-part relationship.

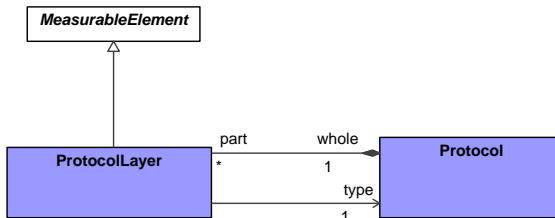


Figure 9:192 - ProtocolLayer

45.1.529.1.11 Domain MetaModel::Actual Resources

Stakeholders: Solution Providers, Systems Engineers, Business Architects, Human Resources.

Concerns: the analysis.e.g. evaluation of different alternatives, what-if, trade-offs, V&V on the actual resource configurations.

Definition: illustrates the expected or achieved actual resource configurations and actual relationships between them.

Domain MetaModel::Actual Resources::Taxonomy

ActualOrganization

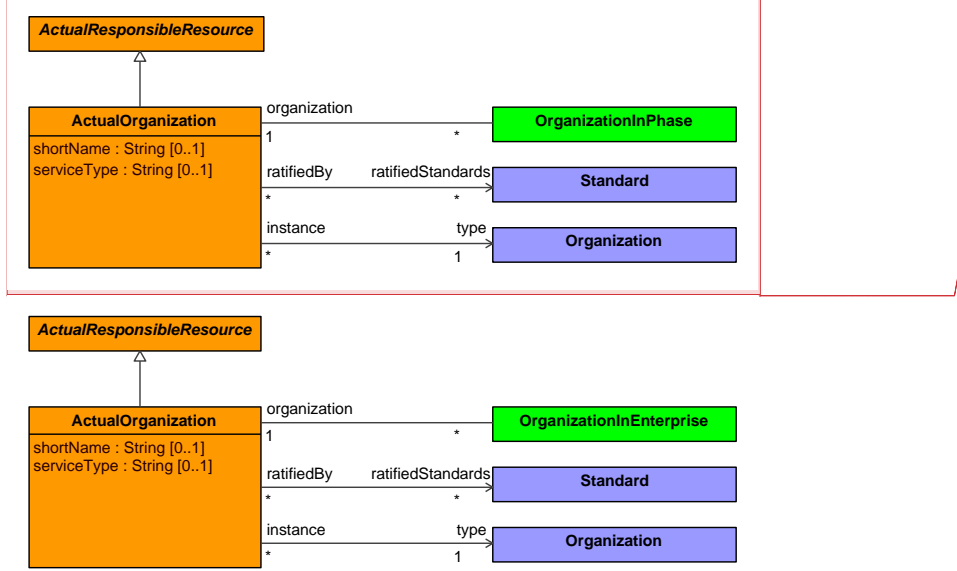
Package: Taxonomy

isAbstract: No

Generalization: [ActualResponsibleResource](#)

Description

An actual formal or informal organizational unit, e.g. "Driving and Vehicle Licensing Agency", "UAF team Alpha".



Commented [KG489]: [UAF12-15](#)

Figure 9:193 - ActualOrganization

Attributes

- `serviceType : String[0..1]` Service office code or symbol
- `shortName : String[0..1]` String providing a simplified means of identifying an ActualOrganization, i.e. SoftWareGroup could use SWG as the shortName.

ActualOrganizationalResource

Package: Taxonomy

isAbstract: Yes

Generalization: [ActualResource](#), [Stakeholder](#)

Description

Abstract element for an ActualOrganization, ActualPerson or ActualPost.

Commented [KG490]: [UAF12-117](#)

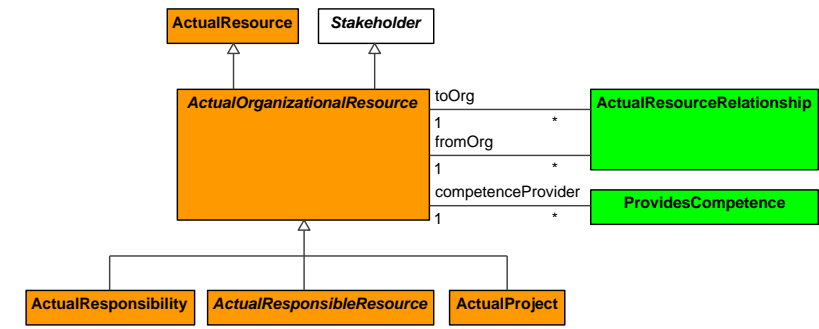
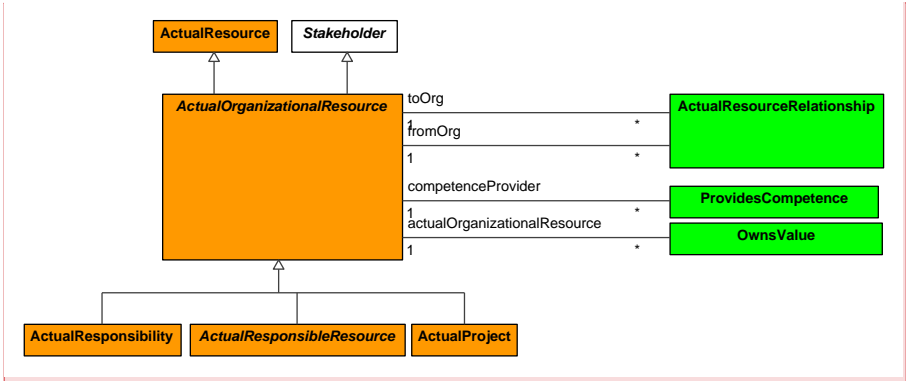


Figure 9:194 - ActualOrganizationalResource

ActualPerson

Package: Taxonomy
isAbstract: No
Generalization: [ActualResponsibleResource](#)
Description
An individual human being.

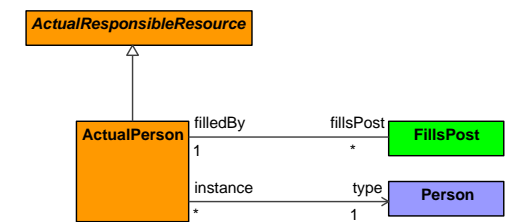


Figure 9:195 - ActualPerson

ActualPost

Package: Taxonomy

isAbstract: No

Generalization: [ActualResponsibleResource](#)

Description

An actual, specific post, an instance of a Post "type" - e.g., "President of the United States of America." where the Post would be president.




Figure 9:196 - ActualPost

ActualResource

Package: Taxonomy

isAbstract: No

Generalization: [ActualPropertySet](#), [SubjectOfResourceConstraint](#), [CapableElement](#), [Achiever](#)

Description

An instance of a ResourcePerformer in the real world. An individual, fully-realized ResourcePerformer.

Commented [AM491]: [UAF12-58](#)

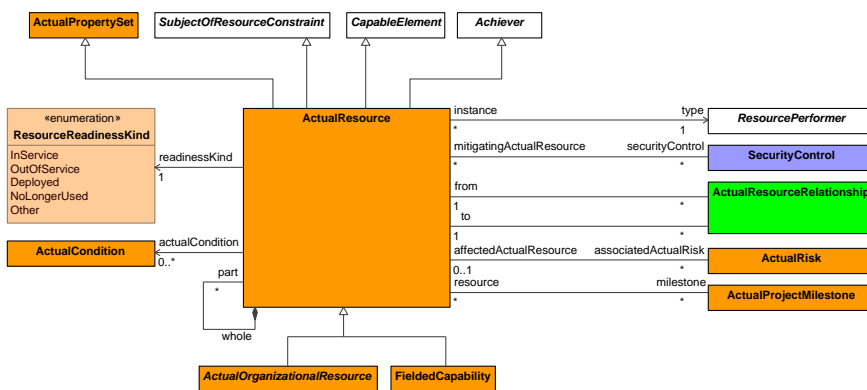


Figure 9:197 - ActualResource

ActualResourceRelationship

Package: Taxonomy

isAbstract: No

Generalization: [UAFElement](#)

Description

An actual resource flow existing between ActualResources (i.e. flow of data, people, materiel, or energy).

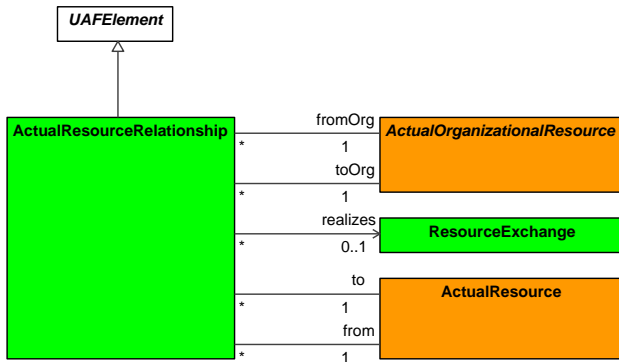


Figure 9:198 - ActualResourceRelationship

ActualResponsibility

Package: Taxonomy

isAbstract: No

Generalization: [ActualOrganizationalResource](#)

Description

An actual duty required of a Person or Organization.

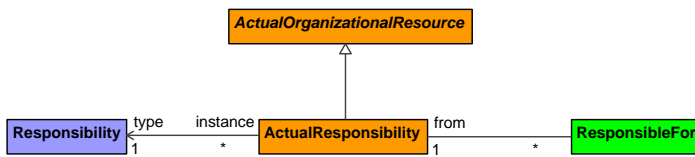


Figure 9:199 - ActualResponsibility

ActualResponsibleResource

Package: Taxonomy

isAbstract: Yes

Generalization: [ActualOrganizationalResource](#)

Description

An abstract type grouping responsible OrganizationalResources.

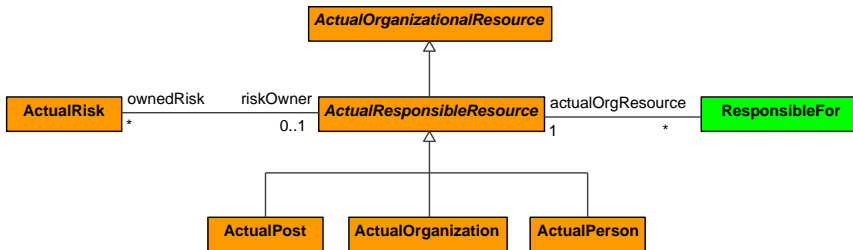


Figure 9:200 - ActualResponsibleResource

FieldedCapability

Package: Taxonomy

isAbstract: No

Generalization: [ActualResource](#)

Description

An individual, fully-realized capability.

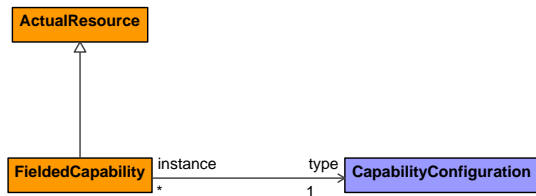


Figure 9:201 - FieldedCapability

Domain MetaModel::Actual Resources::Constraints

ActualService

Package: Constraints

isAbstract: Yes

Generalization: [ActualMeasurementSet](#), [CapableElement](#)

Description

An individual [ServiceSpecification](#).

Commented [KG492]: [UAF12-33](#)

Commented [KG493]: [UAF12-33](#)

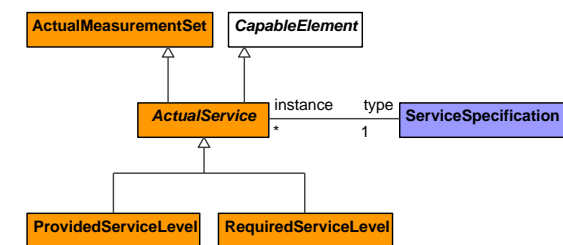
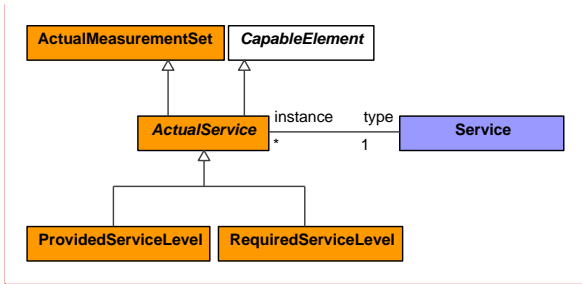


Figure 9:202 - ActualService

ProvidedServiceLevel

Package: Constraints

isAbstract: No

Generalization: [ActualService](#)

Description

A sub type of ActualService that details a specific service level delivered by the provider.

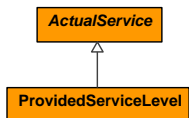


Figure 9:203 - ProvidedServiceLevel

ProvidesCompetence

Package: Constraints

isAbstract: No

Generalization: [MeasurableElement](#)

Description

A tuple that asserts that an ActualOrganizationalResource provides a specific set of Competencies.

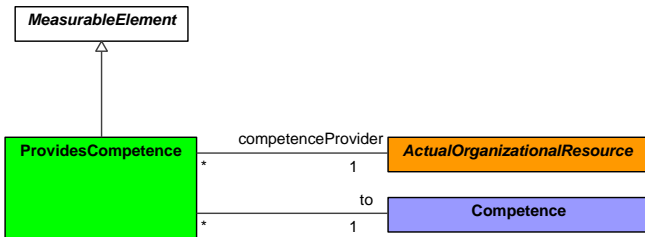


Figure 9:204 - ProvidesCompetence

RequiredServiceLevel

Package: Constraints

isAbstract: No

Generalization: [ActualService](#)

Description

A sub type of ActualService that details a specific service level required of the provider.

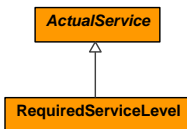


Figure 9:205 - RequiredServiceLevel

Domain MetaModel::Actual Resources::Traceability

OwnsProcess

Package: Traceability

isAbstract: No

Generalization: [MeasurableElement](#)

Description

A tuple denoting that an ActualOrganizationResource owns an OperationalActivity.

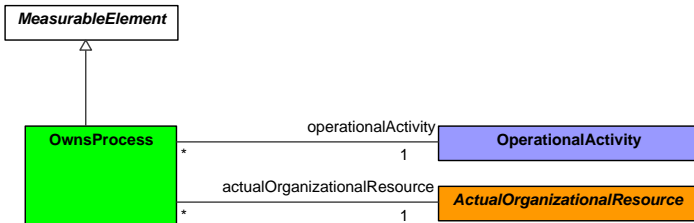


Figure 9:245 - OwnsProcess

Commented [KG494]: [UAF12-52](#)

Formatted: Body Text

15.1.53 Domain MetaModel::Dictionary

Stakeholders: Architects, users of the architecture, Capability Owners, Systems Engineers, Solution Providers.

Concerns: Definitions for all the elements in the architecture, libraries of environments and measurements.

Definition: Presents all the elements used in an architecture. Can be used specifically to capture:

- a. elements and relationships that are involved in defining the environments applicable to capability, operational concept or set of systems.
- b. measurable properties that can be used to support analysis such as KPIs, MoEs, TPIs etc.

Recommended Implementation: Tabular format, SysML Block Definition Diagram.

Alias

Package: Dictionary

isAbstract: No

Generalization: MeasurableElement

Description

A metamodel Artifact used to define an alternative name for an element.

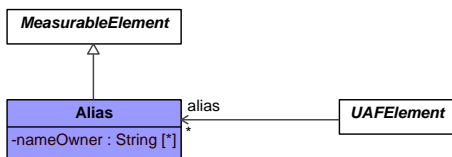


Figure 9:206 – Alias

Attributes

nameOwner : String[*] Someone or something that uses this alternative name.

Definition

Package: Dictionary

isAbstract: No

Generalization: MeasurableElement

Description

A comment containing a description of an element in the architecture.

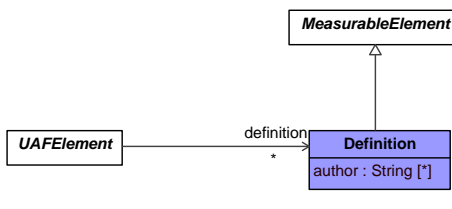


Figure 9:207 – Definition

Attributes

author : String[*] The original or current person (architect) responsible for the Definition.

SameAs

Package: Dictionary

isAbstract: No

Generalization: MeasurableElement

Description

A tuple that asserts that two elements refer to the same real-world thing.

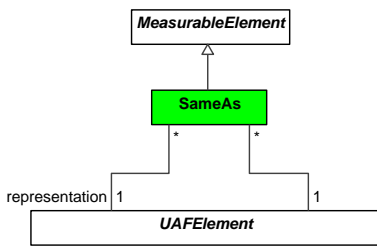


Figure 9:208 – SameAs

15.1.92 Domain MetaModel::Summary & Overview

ArchitecturalDescription

Package: Summary & Overview

isAbstract: No

Generalization: MeasurableElement

Description

An Architecture Description is a work product used to express the Architecture of some System Of Interest. It provides executive level summary information about the architecture description in a consistent form to allow quick reference and comparison between architecture descriptions — It includes assumptions, constraints, and limitations that may affect high level decisions relating to an architecture based work program.

Commented [KG495]: [UAF12-50](#) Move to 8.1.1 subsection Architecture Management: Information

Commented [KG496]: [UAF12-50](#) Move to 8.1.2

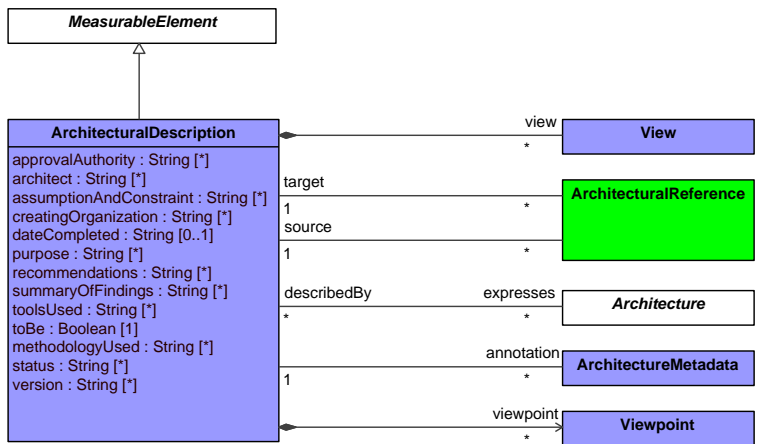


Figure 9:209 – ArchitecturalDescription

Attributes

<p>approvalAuthority : String[*]</p>	Someone or something that has the authority to approve the ArchitecturalDescription.
<p>architect : String[*]</p>	Someone responsible for the creation of ArchitecturalDescription.
<p>assumptionAndConstraint : String[*]</p>	Any assumptions, constraints, and limitations contained in the ArchitecturalDescription, including those affecting deployment, communications performance, information assurance environments, etc.
<p>creatingOrganization : String[*]</p>	The organization responsible for creating the ArchitecturalDescription.
<p>dateCompleted : String[0..1]</p>	Date that the ArchitecturalDescription was completed.
<p>methodologyUsed : String[*]</p>	The methodology used in developing the architecture.
<p>purpose : String[*]</p>	Explains the need for the Architecture, what it will demonstrate, the types of analyses that will be applied to it, who is expected to perform the analyses, what decisions are expected to be made on the basis of each form of analysis, who is expected to make those decisions, and what actions are expected to result.
<p>recommendations : String[*]</p>	States the recommendations that have been developed based on the architecture effort. Examples include recommended system implementations, and opportunities for technology insertion.
<p>status : String[*]</p>	Approval status of the architecture.
<p>summaryOfFindings : String[*]</p>	Summarizes the findings that have been developed so far. This may be updated several times during the development of the ArchitecturalDescription.
<p>toBe : Boolean[1]</p>	Indicates whether the ArchitecturalDescription represents an Architecture that exists or will exist in the future.
<p>toolsUsed : String[*]</p>	Identifies any tools used to develop the ArchitecturalDescription as well as file names and formats if appropriate.
<p>version : String[*]</p>	Version number of the architecture.

Architecture

Package: Summary & Overview

isAbstract: Yes

Generalization: UAFElement

Description

An abstract type that represents a generic architecture. Subtypes are OperationalArchitecture and PhysicalArchitecture.

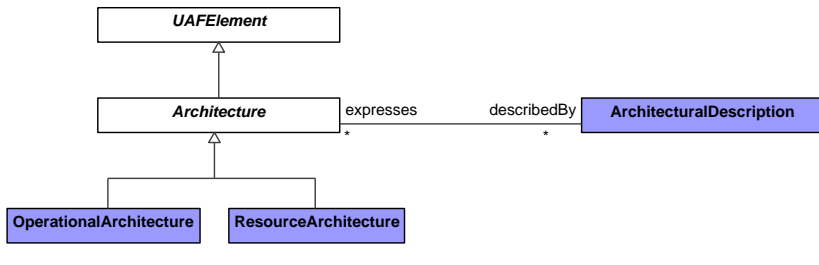


Figure 9:210 – Architecture

Concern

Package: Summary & Overview

isAbstract: No

Generalization: PropertySet

Description

Interest in an EnterprisePhase (EnterprisePhase is synonym for System in ISO 42010) relevant to one or more of its stakeholders.

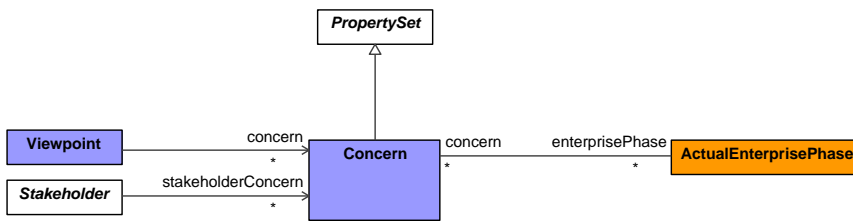


Figure 9:211 – Concern

Stakeholder

Package: Summary & Overview

isAbstract: Yes

Generalization: UAFElement

Description

Individual, team, organization, or classes thereof, having an interest in an EnterprisePhase [ISO/IEC/IEEE 42010:2011].

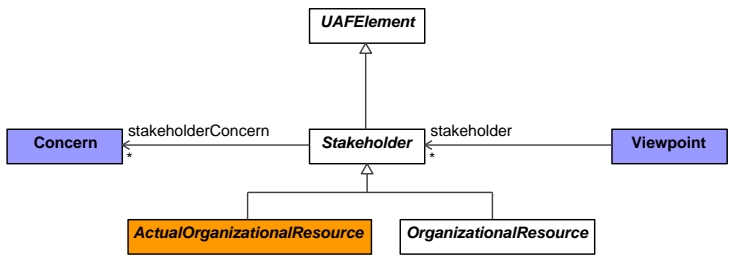


Figure 9:212 – Stakeholder

UAFElement

Package: Summary & Overview

isAbstract: Yes

Description

Abstract super type for all of the UAF elements. It provides a way for all of the UAF elements to have a common set of properties.

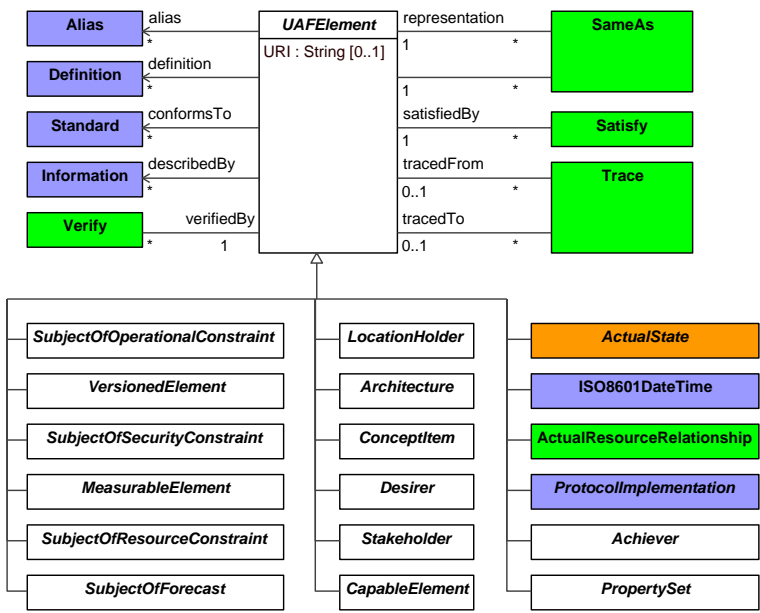


Figure 9:213 – UAFElement

Attributes

URI : String[0..1] Captures Unique identifier for the element.

View

Package: Summary & Overview

isAbstract: No

Generalization: PropertySet

Description

An architecture view expresses the architecture of the system of interest in accordance with an architecture viewpoint (or simply, viewpoint). [ISO/IEC/IEEE 42010:2011(E)]

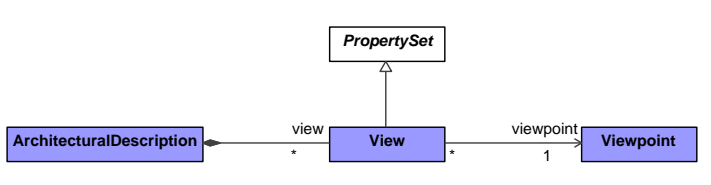


Figure 9:214 – View

Viewpoint

Package: Summary & Overview

isAbstract: No

Generalization: PropertySet

Description

An architecture viewpoint frames (to formulate or construct in a particular style or language) one or more concerns. A concern can be framed by more than one viewpoint. [ISO/IEC/IEEE 42010:2011(E)]

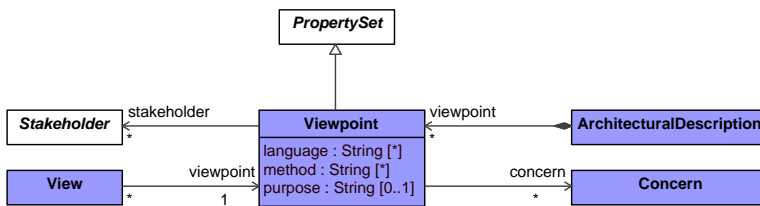


Figure 9:215 – Viewpoint

Attributes

language : String[*] The languages used to express the Viewpoint.
method : String[*] The methods employed in the development of the Viewpoint.
purpose : String[0..1] The purpose of the Viewpoint.

15.1.2029.1.12 Domain MetaModel::Information

DataModel

Package: Information

isAbstract: No

Generalization: SubjectOfOperationalConstraint, SubjectOfResourceConstraint

Description

A structural specification of data types, showing relationships between them. The type of data captured in the DataModel is described using the enumeration DataModelKind (Conceptual, Logical and Physical).

Unified Architecture Framework (UAF) Domain Metamodel Version 1.24

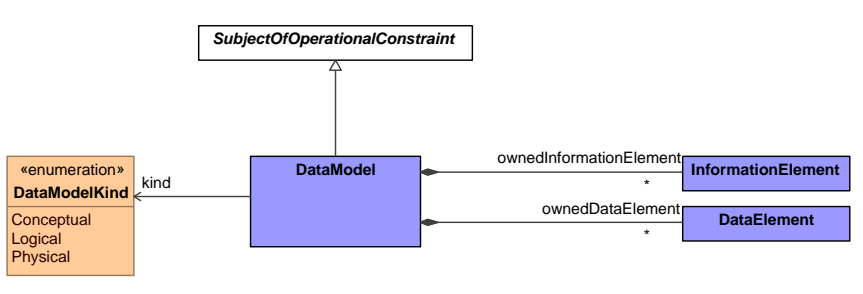


Figure 9:216 - DataModel

Commented [KG497]: [UAF12-52](#)

15.1.2039.1.13 Domain MetaModel::Parameters

ActualCondition

Package: Parameters

isAbstract: No

Generalization: [ActualPropertySet](#)

Description

An individual describing an actual situation with respect to circumstances under which an OperationalActivity, Function or ServiceFunction can be performed.

Commented [KG498]: [UAF12-48](#)

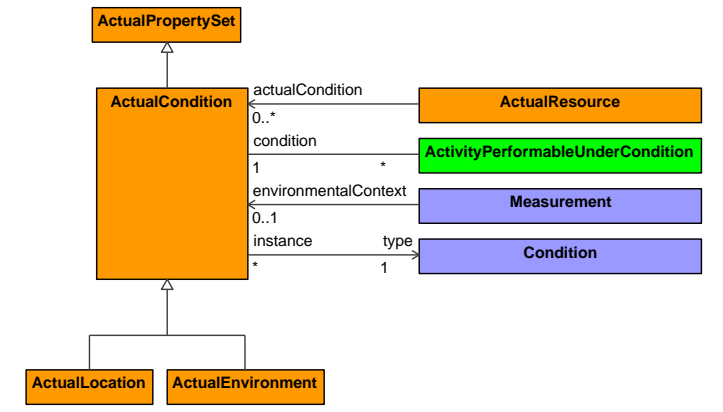
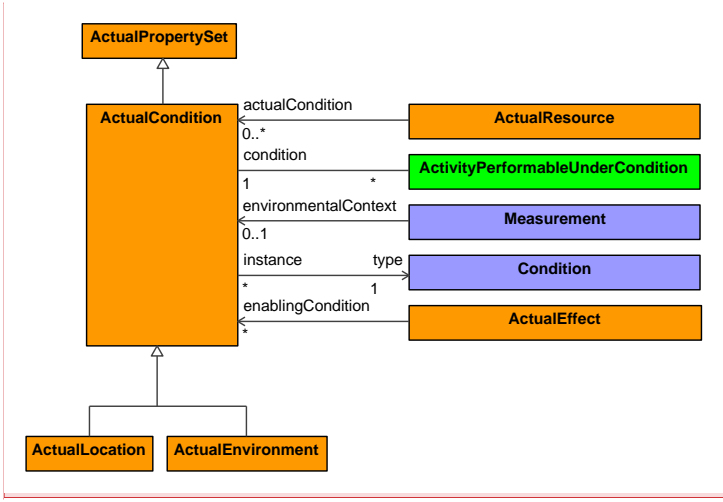


Figure 9:217 - ActualCondition

ActualEnvironment

Package: Parameters

isAbstract: No

Generalization: [ActualCondition](#)

Description

An individual that describes the circumstances of an Environment.

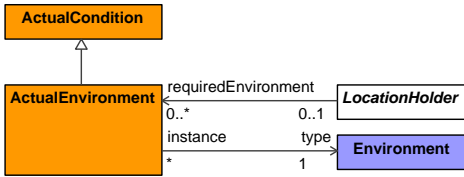


Figure 9:218 - ActualEnvironment

ActualLocation

Package: Parameters

isAbstract: No

Generalization: [ActualCondition](#)

Description

An individual that describes a physical location, for example using text to provide an address, Geo-coordinates, etc.

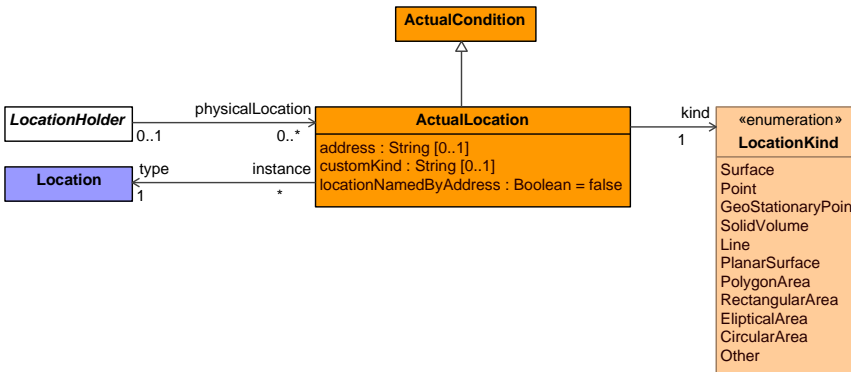


Figure 9:219 - ActualLocation

Attributes

address : String[0..1]	String describing the address of the ActualLocation, i.e. "1600 Pennsylvania avenue", "The White House"
customKind : String[0..1]	String describing a location kind that is not in the LocationKind enumerated list
locationNamedByAddress : Boolean[]	Boolean that indicates if the ActualLocation address is embedded in the ActualLocation name. By default = false.

ActualMeasurement

Package: Parameters

isAbstract: No

Generalization: [ActualState](#)

Description

An actual value that is applied to a Measurement.

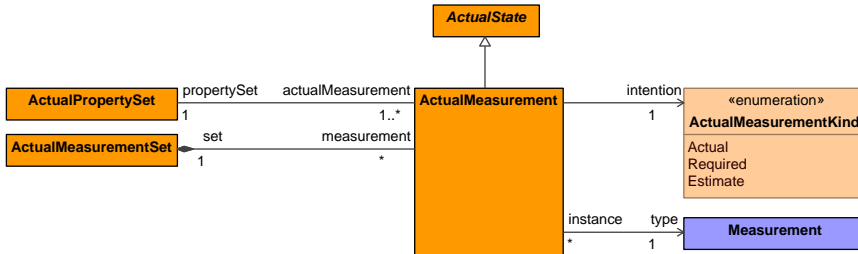


Figure 9:220 - ActualMeasurement

ActualMeasurementSet

Package: Parameters

isAbstract: No

Generalization: [ActualPropertySet](#)

Description

A set of ActualMeasurements.

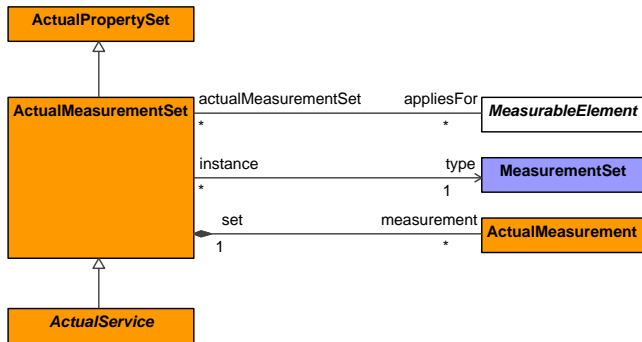


Figure 9:221 - ActualMeasurementSet

ActualPropertySet

Package: Parameters

isAbstract: No

Generalization: [ActualState](#)

Description

A set or collection of Actual properties.

Commented [KG499]: [UAF12-15](#)

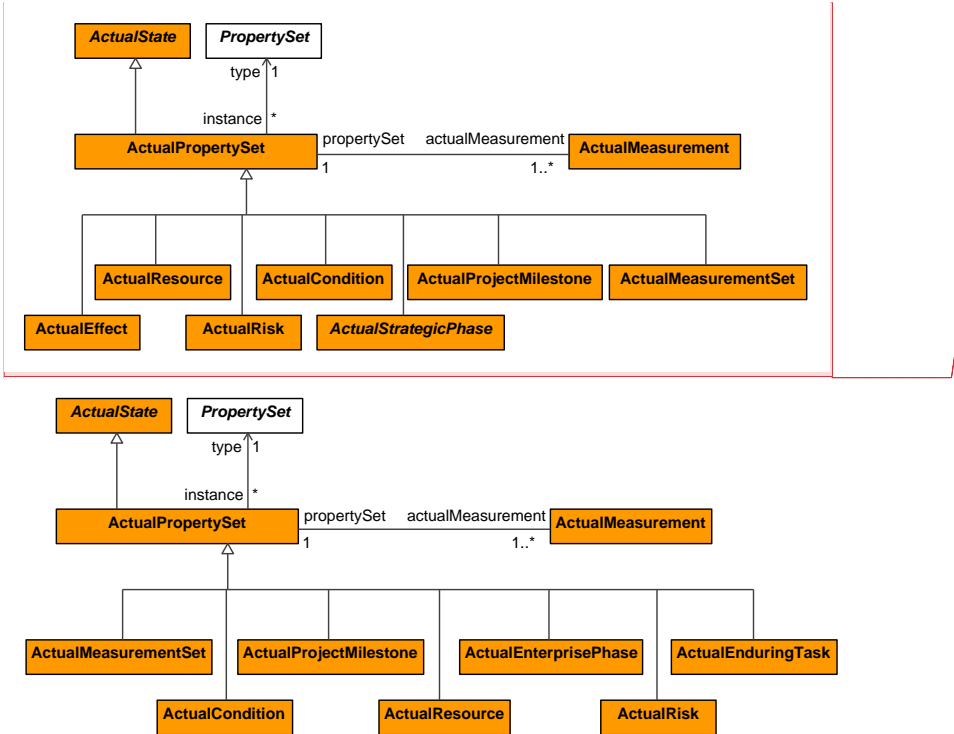


Figure 9:222 - ActualPropertySet

ActualRisk

Package: [ParametersConstraints](#)

isAbstract: No

Generalization: [ActualPropertySet](#)

Description

An instance of a Risk. A value holder for Risk Measurements.

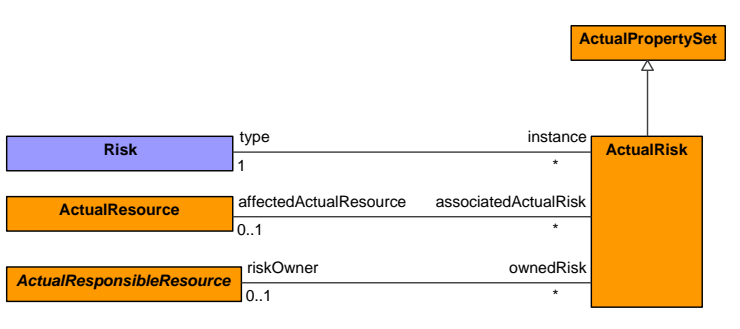


Figure 9:252 - ActualRisk

Commented [KG500]: [UAF12-51](#) Moved from Constraints section

ActualState

Package: Parameters

isAbstract: Yes

Generalization: UAFElement

Description

Abstract element that applies temporal extent to a set of elements realized as Instance Specifications.

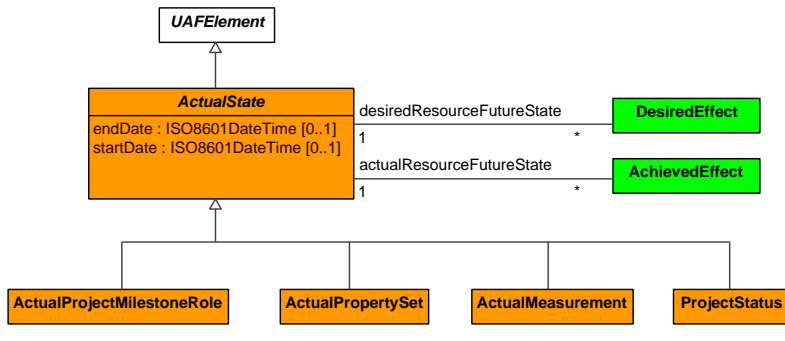


Figure 9:223 - ActualState

Attributes

endDate : ISO8601DateTime[0..1] End time for all individual elements.

startDate : ISO8601DateTime[0..1] Start time for all individual elements.

AffectableElement

Package: Parameters

isAbstract: Yes

Generalization: UAFElement

Description

An abstract grouping of elements that can be affected by Risk.

Commented [KG501]: [UAF12-54](#) moved to Architecture Mngaments Section

Formatted: Indent: Left: 0", First line: 0"

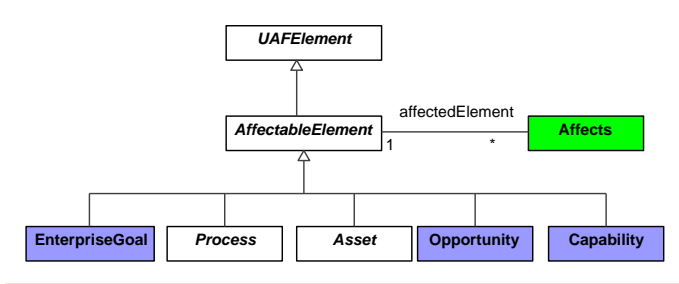


Figure 9:254 - AffectableElement

Affects

Package: Parameters

isAbstract: No

Generalization: MeasurableElement

Description

A tuple that asserts that a Risk is applicable to an Asset.

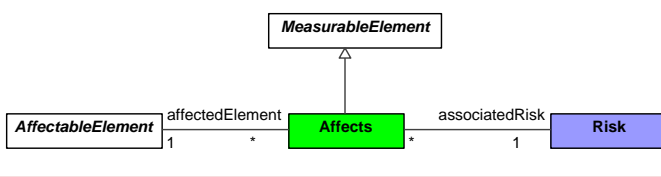


Figure 9:255 - Affects

AffectsInContext

Package: Parameters

isAbstract: No

Generalization: MeasurableElement

Description

A tuple that asserts that a Risk is applicable to an AssetRole in the specific context or configuration.

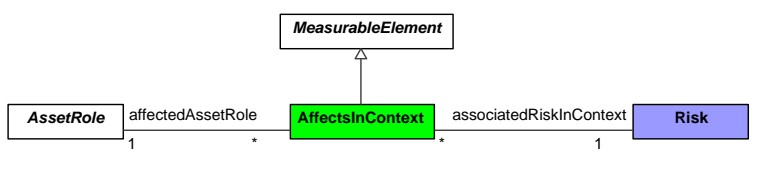


Figure 9:256 - AffectsInContext

Condition

Package: Parameters

Commented [KG502]: UAF12-51
Formatted: Font: 10 pt
Formatted: OMG Heading 4
Formatted: Default Paragraph Font, Font: 10 pt

Commented [KG503]: UAF12-51

Commented [KG504]: UAF12-51
Formatted: Font: Times New Roman
Formatted: Default Paragraph Font, Font: Arial, 10 pt, Bold
Formatted: Font: Times New Roman, 10 pt

isAbstract: No

Generalization: [PropertySet](#)

Description

A type that defines the Location, Environment and/or GeoPoliticalExtent.

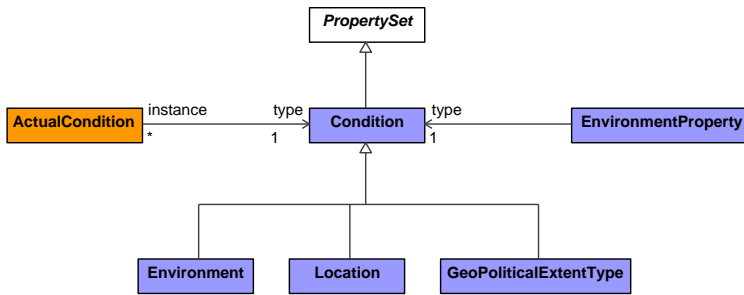


Figure 9:224 - Condition

Environment

Package: Parameters

isAbstract: No

Generalization: [Condition](#)

Description

A definition of the environmental factors in which something exists or functions. The definition of an Environment element can be further defined using EnvironmentKind.

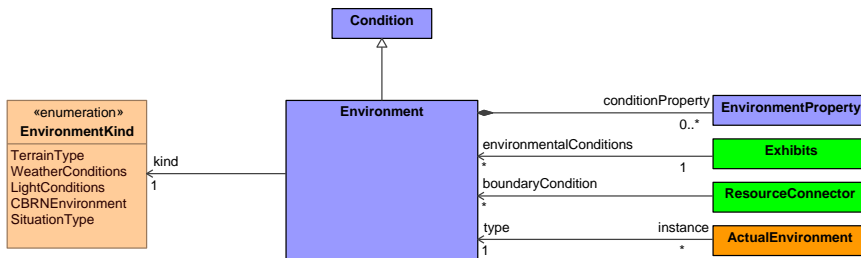


Figure 9:225 - Environment

EnvironmentProperty

Package: Structure

isAbstract: No

Generalization: [MeasurableElement](#)

Description

A property of an Environment that is typed by a Condition. The kinds of Condition that can be represented are Location, GeoPoliticalExtentType and Environment.

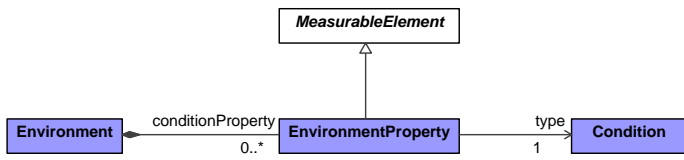


Figure 9:7 - EnvironmentProperty

Commented [KG505]: [UAF12-54](#)

GeoPoliticalExtentType

Package: Parameters

isAbstract: No

Generalization: [Condition](#), [OperationalExchangeItem](#), [ResourceExchangeItem](#), [StrategicExchangeItem](#)

Commented [KG506]: [UAF12-52](#)

Description

A type of geospatial extent whose boundaries are defined by declaration or agreement by political parties.

Commented [KG507]: UAF12-52

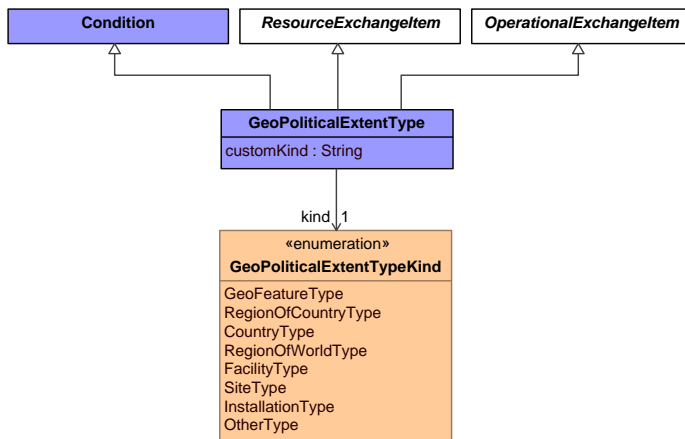
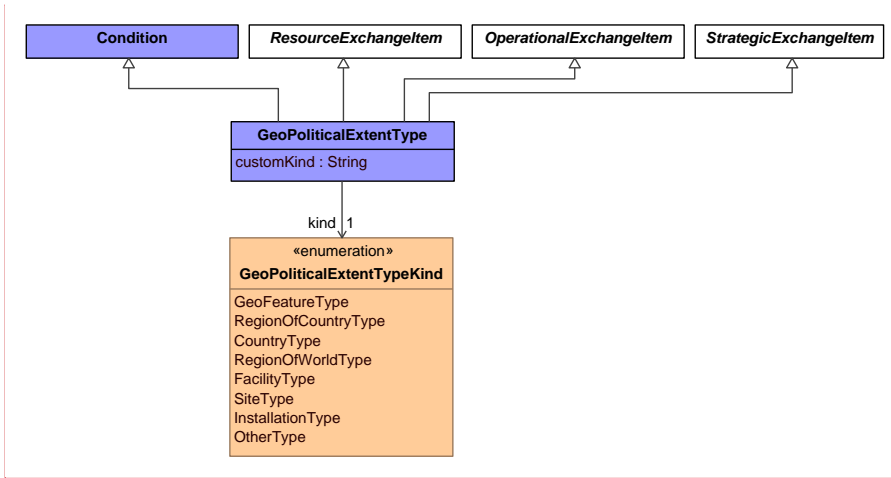


Figure 9:226 - GeoPoliticalExtentType

Attributes

customKind : String[] Captures the kind of GeoPoliticalExtentType.

ISO8601DateTime

Package: Parameters

isAbstract: No

Generalization: UAFElement

Description

A date and time specified in the ISO8601 date-time format including timezone designator (TZD): YYYY-MM-DDThh:mm:ssTZD.

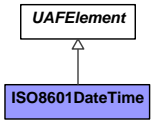


Figure 9:227 – ISO8601DateTime

Commented [KG508]: [UAF12-52](#)
Move to 9.1.1

Location

Package: Parameters

isAbstract: No

Generalization: [ConceptItem](#), [Condition](#)

Description

A specification of the generic area in which a LocationHolder is required to be located.

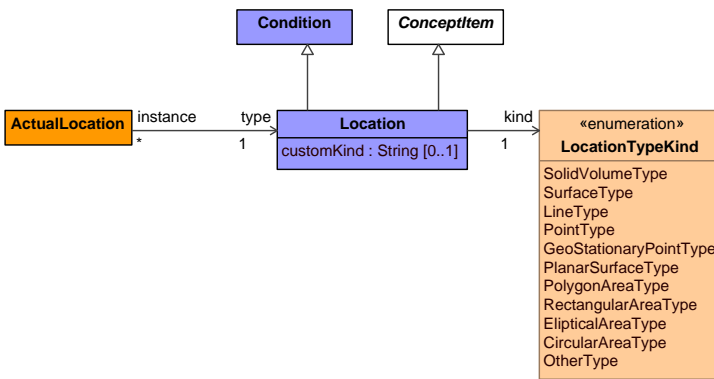


Figure 9:228 - Location

Attributes

customKind : String[0..1] Captures the kind of Location if the LocationTypeKind has been set to "OtherType".

LocationHolder

Package: Parameters

isAbstract: Yes

Generalization: [UAFElement](#)

Description

Abstract type, used to group elements that are allowed to be associated with a Location.

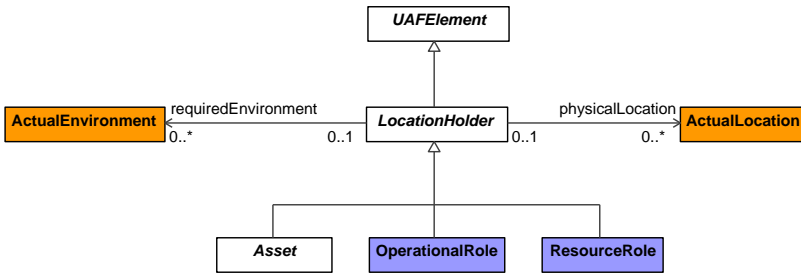


Figure 9:229 - LocationHolder

MeasurableElement

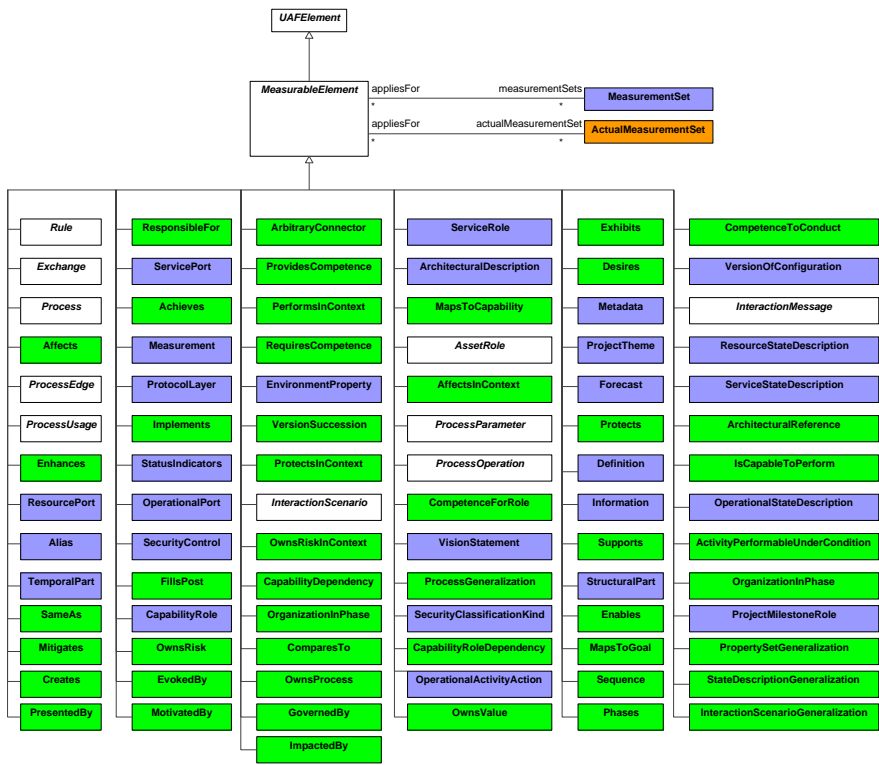
Package: Parameters

isAbstract: Yes

Generalization: [UAFElement](#)

Description

Abstract type, grouping elements that can be measured by applying MeasurementSets to them.



Commented [KG509]: [UAF12-49](#)

- [UAF12-50](#)
- [UAF12-52](#)
- [UAF12-48](#)
- [UAF12-33](#)
- [UAF12-15](#)
- [UAF12-51](#)
- [UAF12-117](#)
- [UAF12-11](#)

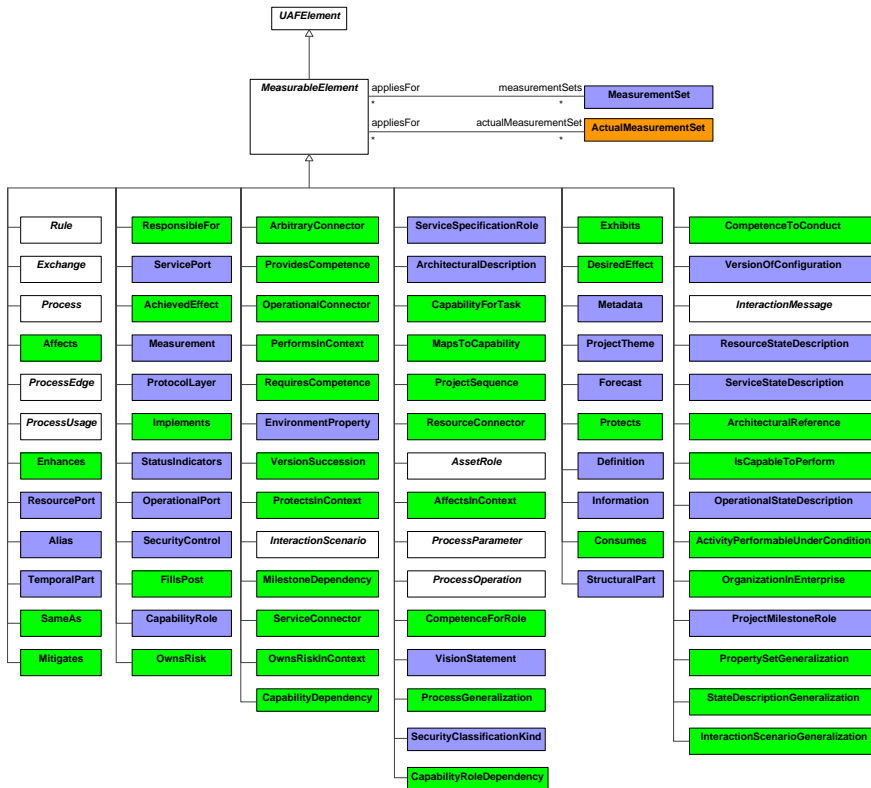


Figure 9:230 - MeasurableElement

Measurement

Package: Parameters

isAbstract: No

Generalization: [MeasurableElement](#)

Description

A property of an element representing something in the physical world, expressed in amounts of a unit of measure.

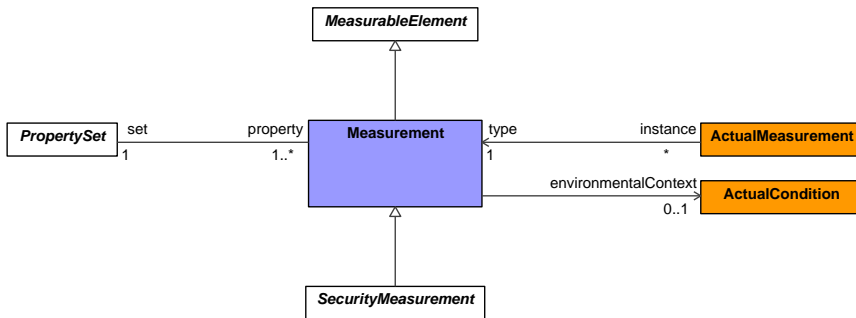


Figure 9:231 - Measurement

MeasurementSet

Package: Parameters
 isAbstract: No
Generalization: [PropertySet](#)
 Description
 A collection of Measurements.

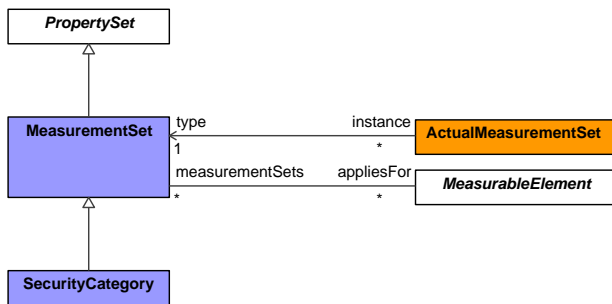


Figure 9:232 - MeasurementSet

Mitigates

Package: [ParametersTraceability](#)
 isAbstract: No
Generalization: [MeasurableElement](#)
 Description
 A tuple relating a Security Control to a Risk. Mitigation is established to manage risk and could be represented as an overall strategy or through techniques (mitigation configurations) and procedures (SecurityProcesses).

Commented [KG510]: [UAF12-51](#)

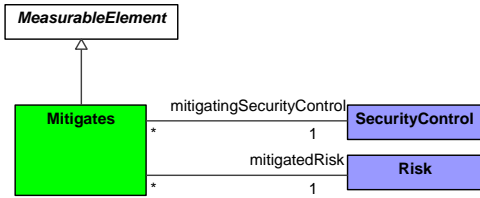


Figure 9:266 - Mitigates

OwnsRisk

Package: [Parameters:Traceability](#)

isAbstract: No

Generalization: [MeasurableElement](#)

Description

A tuple relating a Risk to an organizational resource that is responsible for executing the risk mitigation.

Commented [KG511]: [UAF12-51](#)



Figure 9:267 - OwnsRisk

OwnsRiskInContext

Package: [Parameters:Traceability](#)

isAbstract: No

Generalization: [MeasurableElement](#)

Description

A tuple relating a Risk to an organizational role that is responsible for executing the risk mitigation in the specific context or configuration.

Commented [KG512]: [UAF12-51](#)



Figure 9:268 - OwnsRiskInContext

PropertySet

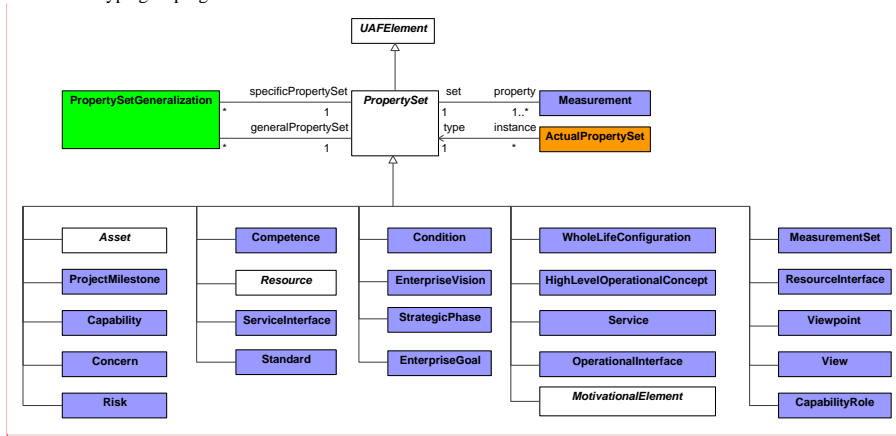
Package: Parameters

isAbstract: Yes

Generalization: [UAFElement](#)

Description

An abstract type grouping architectural elements that can own Measurements.



Commented [KG513]: [UAF12-15](#)
[UAF12-50](#)
[UAF12-33](#)

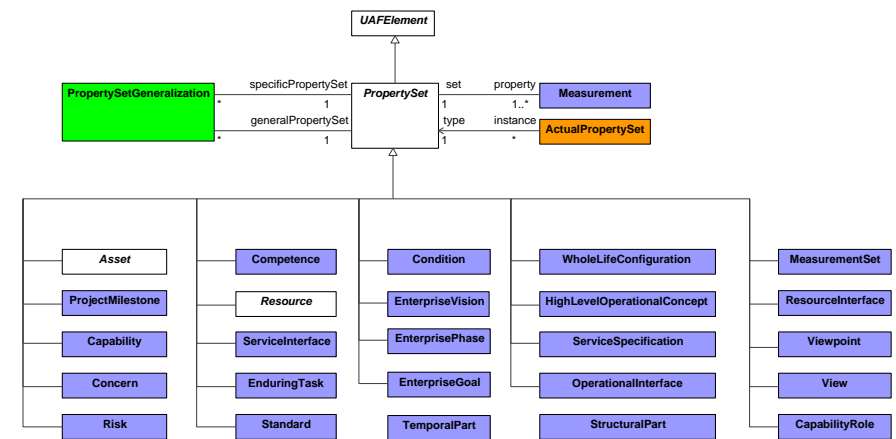


Figure 9:233 - PropertySet

Risk

Package: [ParametersConstraints](#)

isAbstract: No

Unified Architecture Framework (UAF) Domain Metamodel Version 1.24

341

Commented [KG514]: [UAF12-51](#)

Generalization: [PropertySet](#)

Description

A type that represents a situation involving exposure to danger of AffectableElements (e.g. Assets, Processes, Capabilities, Opportunities, or Enterprise Goals) where the effects of such exposure can be characterized in terms of the likelihood of occurrence of a given threat and the potential adverse consequences of that threat's occurrence.

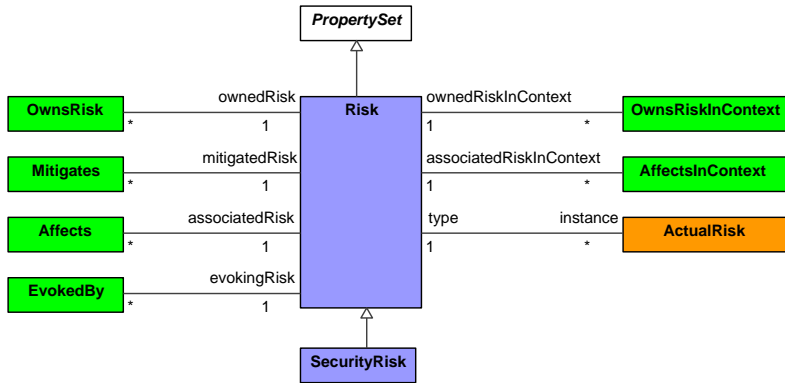


Figure 9:270 - Risk

Formatted: Lithuanian