



OMG Systems Modeling Language™ (SysML®)

Version 2.0 Beta 2 (with change tracking)
(Release 2024-02)

Part 1: Language Specification

OMG Document Number: None

Date: February 2024

Standard document URL: <https://www.omg.org/spec/SysML/2.0/Language/>

Machine Readable File(s): <https://www.omg.org/spec/SysML/20240201/>

Normative:

<https://www.omg.org/spec/SysML/20240201/SysML.xmi>

<https://www.omg.org/spec/SysML/20240201/Systems-Library.kpar>

<https://www.omg.org/spec/SysML/20240201/Analysis-Domain-Library.kpar>

<https://www.omg.org/spec/SysML/20240201/Cause-and-Effect-Domain-Library.kpar>

<https://www.omg.org/spec/SysML/20240201/Geometry-Domain-Library.kpar>

<https://www.omg.org/spec/SysML/20240201/Metadata-Domain-Library.kpar>

<https://www.omg.org/spec/SysML/20240201/Quantities-and-Units-Domain-Library.kpar>

<https://www.omg.org/spec/SysML/20240201/Requirement-Derivation-Domain-Library.kpar>

<https://www.omg.org/spec/SysML/20240201/SysML.json>

Non-normative:

<https://www.omg.org/spec/SysML/20240201/SimpleVehicleModel.sysml>

Copyright © 2019-2024, 88solutions Corporation
Copyright © 2019-2024, Airbus
Copyright © 2019-2024, Aras Corporation
Copyright © 2019-2024, Association of Universities for Research in Astronomy (AURA)
Copyright © 2019-2024, BigLever Software
Copyright © 2019-2024, Boeing
Copyright © 2022-2024, Budapest University of Technology and Economics
Copyright © 2021-2024, Commissariat à l'énergie atomique et aux énergies alternatives (CEA)
Copyright © 2019-2024, Contact Software GmbH
Copyright © 2019-2024, Dassault Systèmes (No Magic)
Copyright © 2019-2024, DSC Corporation
Copyright © 2020-2024, DEKonsult
Copyright © 2020-2024, Delligatti Associates LLC
Copyright © 2019-2024, The Charles Stark Draper Laboratory, Inc.
Copyright © 2020-2024, ESTACA
Copyright © 2023-2024, Galois, Inc.
Copyright © 2019-2024, GfSE e.V.
Copyright © 2019-2024, George Mason University
Copyright © 2019-2024, IBM
Copyright © 2019-2024, Idaho National Laboratory
Copyright © 2019-2024, INCOSE
Copyright © 2019-2024, Intercax LLC
Copyright © 2019-2024, Jet Propulsion Laboratory (California Institute of Technology)
Copyright © 2019-2024, Kenntnis LLC
Copyright © 2020-2024, Kungliga Tekniska högskolan (KTH)
Copyright © 2019-2024, LightStreet Consulting LLC
Copyright © 2019-2024, Lockheed Martin Corporation
Copyright © 2019-2024, Maplesoft
Copyright © 2021-2024, MID GmbH
Copyright © 2020-2024, MITRE
Copyright © 2019-2024, Model Alchemy Consulting
Copyright © 2019-2024, Model Driven Solutions, Inc.
Copyright © 2019-2024, Model Foundry Pty. Ltd.
Copyright © 2023-2024, Object Management Group, Inc.
Copyright © 2019-2024, On-Line Application Research Corporation (OAC)
Copyright © 2019-2024, oose Innovative Informatik eG
Copyright © 2019-2024, Østfold University College
Copyright © 2019-2024, PTC
Copyright © 2020-2024, Qualtech Systems, Inc.
Copyright © 2019-2024, SAF Consulting
Copyright © 2019-2024, Simula Research Laboratory AS
Copyright © 2019-2024, System Strategy, Inc.
Copyright © 2019-2024, Thematix Partners, LLC
Copyright © 2019-2024, Tom Sawyer
Copyright © 2023-2024, Tucson Embedded Systems, Inc.
Copyright © 2019-2024, Universidad de Cantabria
Copyright © 2019-2024, University of Alabama in Huntsville
Copyright © 2019-2024, University of Detroit Mercy
Copyright © 2019-2024, University of Kaiserslauten
Copyright © 2020-2024, Willert Software Tools GmbH (SodiusWillert)

USE OF SPECIFICATION - TERMS, CONDITIONS & NOTICES

The material in this document details an Object Management Group specification in accordance with the terms, conditions and notices set forth below. This document does not represent a commitment to implement any portion of this specification in any company's products. The information contained in this document is subject to change without notice.

LICENSES

The companies listed above have granted to the Object Management Group, Inc. (OMG) a nonexclusive, royalty-free, paid up, worldwide license to copy and distribute this document and to modify this document and distribute copies of the modified version. Each of the copyright holders listed above has agreed that no person shall be deemed to have infringed the copyright in the included material of any such copyright holder by reason of having used the specification set forth herein or having conformed any computer software to the specification.

Subject to all of the terms and conditions below, the owners of the copyright in this specification hereby grant you a fully-paid up, non-exclusive, nontransferable, perpetual, worldwide license (without the right to sublicense), to use this specification to create and distribute software and special purpose specifications that are based upon this specification, and to use, copy, and distribute this specification as provided under the Copyright Act; provided that: (1) both the copyright notice identified above and this permission notice appear on any copies of this specification; (2) the use of the specifications is for informational purposes and will not be copied or posted on any network computer or broadcast in any media and will not be otherwise resold or transferred for commercial purposes; and (3) no modifications are made to this specification. This limited permission automatically terminates without notice if you breach any of these terms or conditions. Upon termination, you will destroy immediately any copies of the specifications in your possession or control.

PATENTS

The attention of adopters is directed to the possibility that compliance with or adoption of OMG specifications may require use of an invention covered by patent rights. OMG shall not be responsible for identifying patents for which a license may be required by any OMG specification, or for conducting legal inquiries into the legal validity or scope of those patents that are brought to its attention. OMG specifications are prospective and advisory only. Prospective users are responsible for protecting themselves against liability for infringement of patents.

GENERAL USE RESTRICTIONS

Any unauthorized use of this specification may violate copyright laws, trademark laws, and communications regulations and statutes. This document contains information which is protected by copyright. All Rights Reserved. No part of this work covered by copyright herein may be reproduced or used in any form or by any means--graphic, electronic, or mechanical, including photocopying, recording, taping, or information storage and retrieval systems--without permission of the copyright owner.

DISCLAIMER OF WARRANTY

WHILE THIS PUBLICATION IS BELIEVED TO BE ACCURATE, IT IS PROVIDED "AS IS" AND MAY CONTAIN ERRORS OR MISPRINTS. THE OBJECT MANAGEMENT GROUP AND THE COMPANIES LISTED ABOVE MAKE NO WARRANTY OF ANY KIND, EXPRESS OR IMPLIED, WITH REGARD TO THIS PUBLICATION, INCLUDING BUT NOT LIMITED TO ANY WARRANTY OF TITLE OR

OWNERSHIP, IMPLIED WARRANTY OF MERCHANTABILITY OR WARRANTY OF FITNESS FOR A PARTICULAR PURPOSE OR USE. IN NO EVENT SHALL THE OBJECT MANAGEMENT GROUP OR ANY OF THE COMPANIES LISTED ABOVE BE LIABLE FOR ERRORS CONTAINED HEREIN OR FOR DIRECT, INDIRECT, INCIDENTAL, SPECIAL, CONSEQUENTIAL, RELIANCE OR COVER DAMAGES, INCLUDING LOSS OF PROFITS, REVENUE, DATA OR USE, INCURRED BY ANY USER OR ANY THIRD PARTY IN CONNECTION WITH THE FURNISHING, PERFORMANCE, OR USE OF THIS MATERIAL, EVEN IF ADVISED OF THE POSSIBILITY OF SUCH DAMAGES.

The entire risk as to the quality and performance of software developed using this specification is borne by you. This disclaimer of warranty constitutes an essential part of the license granted to you to use this specification.

RESTRICTED RIGHTS LEGEND

Use, duplication or disclosure by the U.S. Government is subject to the restrictions set forth in subparagraph (c) (1) (ii) of The Rights in Technical Data and Computer Software Clause at DFARS 252.227-7013 or in subparagraph (c)(1) and (2) of the Commercial Computer Software - Restricted Rights clauses at 48 C.F.R. 52.227-19 or as specified in 48 C.F.R. 227-7202-2 of the DoD F.A.R. Supplement and its successors, or as specified in 48 C.F.R. 12.212 of the Federal Acquisition Regulations and its successors, as applicable. The specification copyright owners are as indicated above and may be contacted through the Object Management Group, 9C Medway Road, PMB 274, Milford, MA 01757, U.S.A.

TRADEMARKS

CORBA[®], CORBA logos[®], FIBO[®], Financial Industry Business Ontology[®], Financial Instrument Global Identifier[®], IIOP[®], IMM[®], Model Driven Architecture[®], MDA[®], Object Management Group[®], OMG[®], OMG Logo[®], SoaML[®], SOAML[®], SysML[®], UAF[®], Unified Modeling Language[™], UML[®], UML Cube Logo[®], VSIPL[®], and XMI[®] are registered trademarks of the Object Management Group, Inc.

For a complete list of trademarks, see: https://www.omg.org/legal/tm_list.htm. All other products or company names mentioned are used for identification purposes only, and may be trademarks of their respective owners.

COMPLIANCE

The copyright holders listed above acknowledge that the Object Management Group (acting itself or through its designees) is and shall at all times be the sole entity that may authorize developers, suppliers and sellers of computer software to use certification marks, trademarks or other special designations to indicate compliance with these materials.

Software developed under the terms of this license may claim compliance or conformance with this specification if and only if the software compliance is of a nature fully matching the applicable compliance points as stated in the specification. Software developed only partially matching the applicable compliance points may claim only that the software was based on this specification, but may not claim compliance or conformance with this specification. In the event that testing suites are implemented or approved by Object Management Group, Inc., software developed using this specification may claim compliance or conformance with the specification only if the software satisfactorily completes the testing suites.

OMG'S ISSUE REPORTING PROCEDURE

All OMG specifications are subject to continuous review and improvement. As part of this process we encourage readers to report any ambiguities, inconsistencies, or inaccuracies they may find by completing the Issue Reporting Form listed on the main web page <https://www.omg.org>, under Documents, Report a Bug/Issue.

Table of Contents

0 Preface.....	23
1 Scope.....	1
2 Conformance.....	3
3 Normative References	5
4 Terms and Definitions	7
5 Symbols	9
6 Introduction.....	11
6.1 Document Overview	11
6.2 Document Organization	12
6.3 Acknowledgements	13
7 Language Description	15
7.1 Language Overview	15
7.2 Elements and Relationships	16
7.2.1 Elements and Relationships Overview	16
7.2.2 Elements.....	17
7.2.3 Relationships	18
7.3 Dependencies	18
7.3.1 Dependencies Overview.....	18
7.3.2 Dependency Declaration	19
7.4 Annotations	20
7.4.1 Annotations Overview	20
7.4.2 Comments and Documentation	22
7.4.3 Textual Representation.....	23
7.5 Namespaces and Packages	23
7.5.1 Namespaces Overview	23
7.5.2 Owned Members and Aliases.....	27
7.5.3 Imports	28
7.5.4 Import Filtering	29
7.5.5 Root Namespaces	31
7.6 Definition and Usage	31
7.6.1 Definition and Usage Overview	31
7.6.2 Definitions.....	41
7.6.3 Usages	42
7.6.4 Reference Usages	44
7.6.5 Effective Names	44
7.6.6 Feature Chains.....	45
7.6.7 Variations and Variants.....	45
7.6.8 Implicit Specialization	46
7.7 Attributes.....	46
7.7.1 Attributes Overview	46
7.7.2 Attribute Definitions and Usages	48
7.8 Enumerations	49
7.8.1 Enumerations Overview.....	49
7.8.2 Enumeration Definitions and Usages.....	50
7.9 Occurrences.....	51
7.9.1 Occurrences Overview	51
7.9.2 Occurrence Definitions and Usages	56
7.9.3 Time Slices and Snapshots.....	56
7.9.4 Individual Definitions and Usages	57
7.9.5 Event Occurrence Usages	57

7.10 Items.....	57
7.10.1 Items Overview	58
7.10.2 Item Definitions and Usages	59
7.11 Parts.....	59
7.11.1 Parts Overview	59
7.11.2 Part Definitions and Usages	62
7.12 Ports	63
7.12.1 Ports Overview	63
7.12.2 Port Definitions and Usages.....	64
7.12.3 Conjugated Port Definitions and Usages	65
7.13 Connections.....	65
7.13.1 Connections Overview	65
7.13.2 Connection Definitions and Usages	72
7.13.3 Bindings as Usages	74
7.13.4 Feature Values.....	74
7.13.5 Successions as Usages.....	75
7.13.6 Flow Connection Usages and Messages	76
7.14 Interfaces	77
7.14.1 Interfaces Overview	77
7.14.2 Interface Definitions and Usages	80
7.15 Allocations	81
7.15.1 Allocations Overview.....	81
7.15.2 Allocation Definitions and Usages.....	82
7.16 Actions	83
7.16.1 Actions Overview.....	83
7.16.2 Action Definitions and Usages.....	96
7.16.3 Control Nodes	98
7.16.4 Succession Shorthands	99
7.16.5 Conditional Successions.....	100
7.16.6 Perform Action Usages	101
7.16.7 Send Action Usages	102
7.16.8 Accept Action Usages	103
7.16.9 Assignment Action Usages	106
7.16.10 If Action Usages.....	107
7.16.11 Loop Action Usages.....	107
7.17 States	109
7.17.1 States Overview	109
7.17.2 State Definitions and Usages	113
7.17.3 Transition Usages.....	114
7.17.4 Exhibit State Usages	117
7.18 Calculations.....	117
7.18.1 Calculations Overview	117
7.18.2 Calculation Definitions and Usages	119
7.19 Constraints	120
7.19.1 Constraints Overview.....	120
7.19.2 Constraint Definitions and Usages.....	122
7.19.3 Assert Constraint Usages	123
7.20 Requirements	124
7.20.1 Requirements Overview.....	124
7.20.2 Requirement Definition and Usage.....	127
7.20.3 Concern Definitions and Usages.....	130
7.20.4 Satisfy Requirement Usages	130
7.21 Cases	131
7.21.1 Cases Overview.....	131

7.21.2 Case Definitions and Usages.....	132
7.22 Analysis Cases	133
7.22.1 Analysis Cases Overview.....	133
7.22.2 Analysis Case Definitions and Usages.....	135
7.22.3 Trade-Off Analyses.....	135
7.23 Verification Cases.....	136
7.23.1 Verification Cases Overview	136
7.23.2 Verification Case Definitions and Usages	139
7.24 Use Cases.....	140
7.24.1 Use Cases Overview	140
7.24.2 Use Case Definitions and Usages	142
7.24.3 Include Use Case Usages	143
7.25 Views and Viewpoints	144
7.25.1 Views and Viewpoints Overview.....	144
7.25.2 View Definitions and Usages.....	146
7.25.3 Viewpoint Definitions and Usages.....	148
7.25.4 Rendering Definitions and Usages.....	149
7.25.5 Diagrams	149
7.26 Metadata.....	151
7.26.1 Metadata Overview	151
7.26.2 Metadata Definitions and Usages.....	152
7.26.3 Semantic Metadata.....	154
7.26.4 User-Defined Keywords.....	155
8 Metamodel	157
8.1 Metamodel Overview.....	157
8.2 Concrete Syntax	157
8.2.1 Concrete Syntax Overview	157
8.2.2 Textual Notation.....	157
8.2.2.1 Textual Notation Overview.....	157
8.2.2.1.1 EBNF Conventions	158
8.2.2.1.2 Lexical Structure	159
8.2.2.2 Elements and Relationships Textual Notation	159
8.2.2.3 Dependencies Textual Notation	160
8.2.2.4 Annotations Textual Notation	160
8.2.2.4.1 Annotations	160
8.2.2.4.2 Comments and Documentation	160
8.2.2.4.3 Textual Representation.....	161
8.2.2.5 Namespaces and Packages Textual Notation	161
8.2.2.5.1 Packages	161
8.2.2.5.2 Package Elements.....	162
8.2.2.6 Definition and Usage Textual Notation	163
8.2.2.6.1 Definitions	163
8.2.2.6.2 Usages	164
8.2.2.6.3 Reference Usages.....	164
8.2.2.6.4 Body Elements	165
8.2.2.6.5 Specialization	166
8.2.2.6.6 Multiplicity.....	167
8.2.2.7 Attributes Textual Notation.....	167
8.2.2.8 Enumerations Textual Notation	167
8.2.2.9 Occurrences Textual Notation.....	168
8.2.2.9.1 Occurrence Definitions.....	168
8.2.2.9.2 Occurrence Usages.....	168
8.2.2.9.3 Occurrence Successions	169
8.2.2.10 Items Textual Notation.....	169

8.2.2.11 Parts Textual Notation.....	169
8.2.2.12 Ports Textual Notation	169
8.2.2.13 Connections Textual Notation.....	170
8.2.2.13.1 Connection Definition and Usage	170
8.2.2.13.2 Binding Connectors.....	171
8.2.2.13.3 Successions.....	171
8.2.2.13.4 Messages and Flow Connections	171
8.2.2.14 Interfaces Textual Notation	172
8.2.2.14.1 Interface Definitions.....	173
8.2.2.14.2 Interface Usages	173
8.2.2.15 Allocations Textual Notation	174
8.2.2.16 Actions Textual Notation	174
8.2.2.16.1 Action Definitions	174
8.2.2.16.2 Action Usages.....	175
8.2.2.16.3 Control Nodes.....	175
8.2.2.16.4 Send and Accept Action Usages	176
8.2.2.16.5 Assignment Action Usages	177
8.2.2.16.6 Structured Control Action Usages.....	178
8.2.2.16.7 Action Successions.....	179
8.2.2.17 States Textual Notation	179
8.2.2.17.1 State Definitions.....	179
8.2.2.17.2 State Usages	180
8.2.2.17.3 Transition Usages	181
8.2.2.18 Calculations Textual Notation.....	182
8.2.2.19 Constraints Textual Notation	182
8.2.2.20 Requirements Textual Notation	183
8.2.2.20.1 Requirement Definitions	183
8.2.2.20.2 Requirement Usages.....	184
8.2.2.20.3 Concerns.....	184
8.2.2.21 Cases Textual Notation	185
8.2.2.22 Analysis Cases Textual Notation	185
8.2.2.23 Verification Cases Textual Notation.....	185
8.2.2.24 Use Cases Textual Notation	186
8.2.2.25 Views and Viewpoints Textual Notation	186
8.2.2.25.1 View Definitions	186
8.2.2.25.2 View Usages.....	187
8.2.2.25.3 Viewpoints.....	187
8.2.2.25.4 Renderings.....	187
8.2.2.26 Metadata Textual Notation.....	187
8.2.3 Graphical Notation.....	188
8.2.3.1 Graphical Notation Overview	188
8.2.3.2 Elements and Relationships Graphical Notation.....	189
8.2.3.3 Dependencies Graphical Notation.....	190
8.2.3.4 Annotations Graphical Notation.....	191
8.2.3.5 Namespaces and Packages Graphical Notation	192
8.2.3.6 Definition and Usage Graphical Notation	195
8.2.3.7 Attributes Graphical Notation	197
8.2.3.8 Enumerations Graphical Notation	198
8.2.3.9 Occurrences Graphical Notation	199
8.2.3.10 Items Graphical Notation	203
8.2.3.11 Parts Graphical Notation	204
8.2.3.12 Ports Graphical Notation	206
8.2.3.13 Connections Graphical Notation	209
8.2.3.14 Interfaces Graphical Notation	214

8.2.3.15 Allocations Graphical Notation.....	216
8.2.3.16 Actions Graphical Notation.....	217
8.2.3.17 States Graphical Notation.....	224
8.2.3.18 Calculations Graphical Notation.....	227
8.2.3.19 Constraints Graphical Notation.....	228
8.2.3.20 Requirements Graphical Notation.....	230
8.2.3.21 Cases Graphical Notation.....	236
8.2.3.22 Analysis Cases Graphical Notation.....	236
8.2.3.23 Verification Cases Graphical Notation.....	237
8.2.3.24 Use Cases Graphical Notation.....	239
8.2.3.25 Views and Viewpoints Graphical Notation.....	241
8.2.3.26 Metadata Graphical Notation.....	244
8.3 Abstract Syntax.....	244
8.3.1 Abstract Syntax Overview.....	244
8.3.2 Elements and Relationships Abstract Syntax.....	245
8.3.3 Dependencies Abstract Syntax.....	246
8.3.4 Annotations Abstract Syntax.....	247
8.3.5 Namespaces and Packages Abstract Syntax.....	247
8.3.6 Definition and Usage Abstract Syntax.....	249
8.3.6.1 Overview.....	249
8.3.6.2 Definition.....	250
8.3.6.3 ReferenceUsage.....	257
8.3.6.4 Usage.....	258
8.3.6.5 VariantMembership.....	266
8.3.7 Attributes Abstract Syntax.....	266
8.3.7.1 Overview.....	266
8.3.7.2 AttributeDefinition.....	267
8.3.7.3 AttributeUsage.....	267
8.3.8 Enumerations Abstract Syntax.....	268
8.3.8.1 Overview.....	268
8.3.8.2 EnumerationDefinition.....	269
8.3.8.3 EnumerationUsage.....	270
8.3.9 Occurrences Abstract Syntax.....	270
8.3.9.1 Overview.....	270
8.3.9.2 EventOccurrenceUsage.....	271
8.3.9.3 LifeClass.....	272
8.3.9.4 OccurrenceDefinition.....	273
8.3.9.5 OccurrenceUsage.....	274
8.3.9.6 PortionKind.....	276
8.3.10 Items Abstract Syntax.....	276
8.3.10.1 Overview.....	276
8.3.10.2 ItemDefinition.....	277
8.3.10.3 ItemUsage.....	278
8.3.11 Parts Abstract Syntax.....	278
8.3.11.1 Overview.....	278
8.3.11.2 PartDefinition.....	279
8.3.11.3 PartUsage.....	279
8.3.12 Ports Abstract Syntax.....	281
8.3.12.1 Overview.....	281
8.3.12.2 ConjugatedPortDefinition.....	282
8.3.12.3 ConjugatedPortTyping.....	283
8.3.12.4 PortConjugation.....	283
8.3.12.5 PortDefinition.....	284
8.3.12.6 PortUsage.....	285

8.3.13 Connections Abstract Syntax	286
8.3.13.1 Overview	286
8.3.13.2 BindingConnectorAsUsage	288
8.3.13.3 ConnectionDefinition	288
8.3.13.4 ConnectionUsage	289
8.3.13.5 ConnectorAsUsage	290
8.3.13.6 FlowConnectionDefinition	290
8.3.13.7 FlowConnectionUsage	291
8.3.13.8 SuccessionAsUsage	292
8.3.13.9 SuccessionFlowConnectionUsage	292
8.3.14 Interfaces Abstract Syntax	293
8.3.14.1 Overview	293
8.3.14.2 InterfaceDefinition	293
8.3.14.3 InterfaceUsage	294
8.3.15 Allocations Abstract Syntax	295
8.3.15.1 Overview	295
8.3.15.2 AllocationDefinition	295
8.3.15.3 AllocationUsage	296
8.3.16 Actions Abstract Syntax	297
8.3.16.1 Overview	297
8.3.16.2 AcceptActionUsage	299
8.3.16.3 ActionDefinition	301
8.3.16.4 ActionUsage	302
8.3.16.5 AssignmentActionUsage	304
8.3.16.6 ControlNode	306
8.3.16.7 DecisionNode	307
8.3.16.8 ForkNode	308
8.3.16.9 ForLoopActionUsage	309
8.3.16.10 IfActionUsage	310
8.3.16.11 JoinNode	312
8.3.16.12 LoopActionUsage	313
8.3.16.13 MergeNode	314
8.3.16.14 PerformActionUsage	315
8.3.16.15 SendActionUsage	316
8.3.16.16 TriggerInvocationExpression	317
8.3.16.17 TriggerKind	318
8.3.16.18 WhileLoopActionUsage	319
8.3.17 States Abstract Syntax	320
8.3.17.1 Overview	320
8.3.17.2 ExhibitStateUsage	322
8.3.17.3 StateSubactionKind	323
8.3.17.4 StateSubactionMembership	324
8.3.17.5 StateDefinition	324
8.3.17.6 StateUsage	327
8.3.17.7 TransitionFeatureKind	329
8.3.17.8 TransitionFeatureMembership	330
8.3.17.9 TransitionUsage	331
8.3.18 Calculations Abstract Syntax	335
8.3.18.1 Overview	335
8.3.18.2 CalculationDefinition	335
8.3.18.3 CalculationUsage	336
8.3.19 Constraints Abstract Syntax	337
8.3.19.1 Overview	337
8.3.19.2 AssertConstraintUsage	337

8.3.19.3 ConstraintDefinition.....	339
8.3.19.4 ConstraintUsage.....	339
8.3.20 Requirements Abstract Syntax.....	340
8.3.20.1 Overview.....	341
8.3.20.2 ActorMembership.....	343
8.3.20.3 ConcernDefinition.....	344
8.3.20.4 ConcernUsage.....	344
8.3.20.5 FramedConcernMembership.....	345
8.3.20.6 RequirementConstraintKind.....	346
8.3.20.7 RequirementConstraintMembership.....	346
8.3.20.8 RequirementDefinition.....	347
8.3.20.9 RequirementUsage.....	350
8.3.20.10 SatisfyRequirementUsage.....	353
8.3.20.11 SubjectMembership.....	355
8.3.20.12 StakeholderMembership.....	355
8.3.21 Cases Abstract Syntax.....	356
8.3.21.1 Overview.....	356
8.3.21.2 CaseDefinition.....	357
8.3.21.3 CaseUsage.....	359
8.3.21.4 ObjectiveMembership.....	360
8.3.22 Analysis Cases Abstract Syntax.....	361
8.3.22.1 Overview.....	361
8.3.22.2 AnalysisCaseDefinition.....	362
8.3.22.3 AnalysisCaseUsage.....	363
8.3.23 Verification Cases Abstract Syntax.....	364
8.3.23.1 Overview.....	364
8.3.23.2 RequirementVerificationMembership.....	365
8.3.23.3 VerificationCaseDefinition.....	366
8.3.23.4 VerificationCaseUsage.....	367
8.3.24 Use Cases Abstract Syntax.....	368
8.3.24.1 Overview.....	368
8.3.24.2 IncludeUseCaseUsage.....	369
8.3.24.3 UseCaseDefinition.....	370
8.3.24.4 UseCaseUsage.....	371
8.3.25 Views and Viewpoints Abstract Syntax.....	372
8.3.25.1 Overview.....	372
8.3.25.2 Expose.....	374
8.3.25.3 MembershipExpose.....	375
8.3.25.4 NamespaceExpose.....	375
8.3.25.5 RenderingDefinition.....	376
8.3.25.6 RenderingUsage.....	377
8.3.25.7 ViewDefinition.....	377
8.3.25.8 ViewpointDefinition.....	379
8.3.25.9 ViewpointUsage.....	380
8.3.25.10 ViewRenderingMembership.....	381
8.3.25.11 ViewUsage.....	382
8.3.26 Metadata Abstract Syntax.....	384
8.3.26.1 Overview.....	384
8.3.26.2 MetadataDefinition.....	384
8.3.26.3 MetadataUsage.....	385
8.4 Semantics.....	385
8.4.1 Semantics Overview.....	386
8.4.2 Definition and Usage Semantics.....	393
8.4.2.1 Definitions.....	393

8.4.2.2 Usages	393
8.4.2.3 Variation Definitions and Usages	393
8.4.3 Attributes Semantics	394
8.4.3.1 Attribute Definitions	395
8.4.3.2 Attribute Usages	395
8.4.4 Enumerations Semantics	395
8.4.5 Occurrences Semantics	396
8.4.5.1 Occurrence Definitions	396
8.4.5.2 Occurrence Usages	397
8.4.5.3 Event Occurrence Usages	398
8.4.6 Items Semantics	399
8.4.6.1 Item Definitions	399
8.4.6.2 Item Usages	399
8.4.7 Parts Semantics	399
8.4.7.1 Part Definitions	400
8.4.7.2 Part Usages	400
8.4.8 Ports Semantics	400
8.4.8.1 Port Definitions	401
8.4.8.2 Port Usages	402
8.4.9 Connections Semantics	402
8.4.9.1 Connection Definitions	402
8.4.9.2 Connection Usages	403
8.4.9.3 Binding Connectors As Usages	404
8.4.9.4 Successions As Usages	405
8.4.9.5 Flow Connection Definitions	405
8.4.9.6 Flow Connection Usages	406
8.4.9.7 Succession Flow Connection Usage	408
8.4.10 Interfaces Semantics	408
8.4.10.1 Interface Definitions	408
8.4.10.2 Interface Usages	409
8.4.11 Allocations Semantics	410
8.4.11.1 Allocation Definitions	410
8.4.11.2 Allocation Usages	410
8.4.12 Actions Semantics	410
8.4.12.1 Action Definitions	410
8.4.12.2 Action Usages	411
8.4.12.3 Decision Transition Usages	413
8.4.12.4 Control Nodes	414
8.4.12.5 Send Action Usages	419
8.4.12.6 Accept Action Usages	420
8.4.12.7 Assignment Action Usages	423
8.4.12.8 If Action Usages	424
8.4.12.9 Loop Action Usages	425
8.4.12.10 Perform Action Usages	427
8.4.13 States Semantics	428
8.4.13.1 State Definitions	428
8.4.13.2 State Usages	429
8.4.13.3 Transition Usages	430
8.4.13.4 Exhibit State Usages	433
8.4.14 Calculations Semantics	434
8.4.14.1 Calculation Definitions	434
8.4.14.2 Calculation Usages	434
8.4.15 Constraints Semantics	435
8.4.15.1 Constraint Definitions	435

8.4.15.2 Constraint Usages	436
8.4.15.3 Assert Constraint Usages	437
8.4.16 Requirements Semantics	437
8.4.16.1 Requirement Definitions	438
8.4.16.2 Requirement Usages	439
8.4.16.3 Satisfy Requirement Usages	440
8.4.16.4 Concern Definitions	441
8.4.16.5 Concern Usages	441
8.4.17 Cases Semantics	441
8.4.17.1 Case Definitions	441
8.4.17.2 Case Usages	442
8.4.18 Analysis Cases Semantics	443
8.4.18.1 Analysis Case Definitions	443
8.4.18.2 Analysis Case Usages	444
8.4.19 Verification Cases Semantics	445
8.4.19.1 Verification Case Definitions	445
8.4.19.2 Verification Case Usages	446
8.4.20 Use Cases Semantics	446
8.4.20.1 Use Case Definitions	446
8.4.20.2 Use Case Usages	447
8.4.20.3 Include Use Case Usages	447
8.4.21 Views and Viewpoints Semantics	448
8.4.21.1 View Definitions	448
8.4.21.2 View Usages	448
8.4.21.3 Viewpoint Definitions	448
8.4.21.4 Viewpoint Usages	449
8.4.21.5 Rendering Definitions	449
8.4.21.6 Rendering Usages	449
8.4.22 Metadata Semantics	450
8.4.22.1 Metadata Definitions	450
8.4.22.2 Metadata Usages	450
9 Model Libraries	451
9.1 Model Libraries Overview	451
9.2 Systems Model Library	451
9.2.1 Systems Model Library Overview	452
9.2.2 Attributes	452
9.2.2.1 Attributes Overview	452
9.2.2.2 Elements	452
9.2.2.2.1 AttributeValue	452
9.2.2.2.2 attributeValues	452
9.2.3 Items	453
9.2.3.1 Items Overview	453
9.2.3.2 Elements	453
9.2.3.2.1 Item	453
9.2.3.2.2 items	454
9.2.3.2.3 Touches	454
9.2.4 Parts	455
9.2.4.1 Parts Overview	455
9.2.4.2 Elements	455
9.2.4.2.1 Part	455
9.2.4.2.2 parts	456
9.2.5 Ports	456
9.2.5.1 Ports Overview	456

9.2.5.2 Elements	456
9.2.5.2.1 Port	456
9.2.5.2.2 ports	457
9.2.6 Connections	457
9.2.6.1 Connections Overview	457
9.2.6.2 Elements	457
9.2.6.2.1 BinaryConnection	457
9.2.6.2.2 binaryConnections	458
9.2.6.2.3 Connection	458
9.2.6.2.4 connections	459
9.2.6.2.5 FlowConnection	459
9.2.6.2.6 flowConnections	459
9.2.6.2.7 MessageConnection	460
9.2.6.2.8 messageConnections	461
9.2.6.2.9 SuccessionFlowConnection	461
9.2.6.2.10 successionFlowConnections	462
9.2.7 Interfaces	462
9.2.7.1 Interfaces Overview	462
9.2.7.2 Elements	462
9.2.7.2.1 BinaryInterface	462
9.2.7.2.2 binaryInterfaces	463
9.2.7.2.3 Interface	463
9.2.7.2.4 interfaces	464
9.2.8 Allocations	464
9.2.8.1 Allocations Overview	464
9.2.8.2 Elements	464
9.2.8.2.1 Allocation	464
9.2.8.2.2 allocations	465
9.2.9 Actions	465
9.2.9.1 Actions Overview	465
9.2.9.2 Elements	465
9.2.9.2.1 AcceptAction	465
9.2.9.2.2 acceptActions	466
9.2.9.2.3 AcceptMessageAction	466
9.2.9.2.4 Action	467
9.2.9.2.5 actions	468
9.2.9.2.6 AssignmentAction	469
9.2.9.2.7 assignmentActions	469
9.2.9.2.8 ControlAction	470
9.2.9.2.9 DecisionAction	470
9.2.9.2.10 DecisionTransitionAction	471
9.2.9.2.11 ForkAction	471
9.2.9.2.12 ForLoopAction	471
9.2.9.2.13 forLoopActions	472
9.2.9.2.14 IfThenAction	473
9.2.9.2.15 ifThenActions	473
9.2.9.2.16 IfThenElseAction	474
9.2.9.2.17 ifThenElseActions	474
9.2.9.2.18 JoinAction	475
9.2.9.2.19 LoopAction	475
9.2.9.2.20 loopActions	476
9.2.9.2.21 MergeAction	476
9.2.9.2.22 SendAction	476
9.2.9.2.23 sendActions	477

9.2.9.2.24 TransitionAction.....	477
9.2.9.2.25 transitionActions	478
9.2.9.2.26 WhileLoopAction.....	478
9.2.9.2.27 whileLoopActions	479
9.2.10 States	480
9.2.10.1 States Overview.....	480
9.2.10.2 Elements.....	480
9.2.10.2.1 StateAction	480
9.2.10.2.2 stateActions	480
9.2.10.2.3 StateTransitionAction.....	481
9.2.11 Calculations.....	481
9.2.11.1 Calculations Overview	481
9.2.11.2 Elements.....	482
9.2.11.2.1 Calculation.....	482
9.2.11.2.2 calculations.....	482
9.2.12 Constraints	483
9.2.12.1 Constraints Overview.....	483
9.2.12.2 Elements.....	483
9.2.12.2.1 assertedConstraintChecks.....	483
9.2.12.2.2 ConstraintCheck.....	483
9.2.12.2.3 constraintChecks	484
9.2.12.2.4 negatedConstraintChecks	484
9.2.13 Requirements.....	484
9.2.13.1 Requirements Overview.....	484
9.2.13.2 Elements.....	484
9.2.13.2.1 ConcernCheck	485
9.2.13.2.2 concernChecks.....	485
9.2.13.2.3 DesignConstraintCheck.....	485
9.2.13.2.4 FunctionalRequirementCheck.....	486
9.2.13.2.5 InterfaceRequirementCheck.....	486
9.2.13.2.6 PerformanceRequirementCheck.....	487
9.2.13.2.7 PhysicalRequirementCheck.....	487
9.2.13.2.8 RequirementCheck	487
9.2.13.2.9 requirementChecks.....	488
9.2.14 Cases	489
9.2.14.1 Cases Overview.....	489
9.2.14.2 Elements.....	489
9.2.14.2.1 Case	489
9.2.14.2.2 cases.....	490
9.2.15 Analysis Cases	490
9.2.15.1 Analysis Cases Overview.....	490
9.2.15.2 Elements.....	490
9.2.15.2.1 AnalysisAction	490
9.2.15.2.2 AnalysisCase	491
9.2.15.2.3 analysisCases.....	491
9.2.16 Verification Cases.....	491
9.2.16.1 Verification Cases Overview	492
9.2.16.2 Elements.....	492
9.2.16.2.1 PassIf.....	492
9.2.16.2.2 VerdictKind	492
9.2.16.2.3 VerificationCase.....	493
9.2.16.2.4 verificationCases	493
9.2.16.2.5 VerificationCheck	494
9.2.16.2.6 VerificationMethod	494

9.2.16.2.7 VerificationMethodKind	495
9.2.17 Use Cases	495
9.2.17.1 Use Cases Overview.....	495
9.2.17.2 Elements.....	495
9.2.17.2.1 UseCase.....	495
9.2.17.2.2 useCases	496
9.2.18 Views.....	496
9.2.18.1 Views Overview.....	496
9.2.18.2 Elements.....	496
9.2.18.2.1 asElementTable	497
9.2.18.2.2 asInterconnectionDiagram.....	497
9.2.18.2.3 asTextualNotation	497
9.2.18.2.4 asTreeDiagram	498
9.2.18.2.5 GraphicalRendering.....	498
9.2.18.2.6 Rendering	499
9.2.18.2.7 renderings	499
9.2.18.2.8 TabularRendering	499
9.2.18.2.9 TextualRendering	500
9.2.18.2.10 View	500
9.2.18.2.11 ViewpointCheck.....	501
9.2.18.2.12 viewpointChecks	501
9.2.18.2.13 viewpointConformance	502
9.2.18.2.14 views.....	502
9.2.19 Standard View Definitions.....	503
9.2.19.1 Standard View Definitions Overview	503
9.2.19.2 Elements.....	504
9.2.19.2.1 ActionFlowView	504
9.2.19.2.2 BrowserView.....	504
9.2.19.2.3 GeneralView.....	505
9.2.19.2.4 GeometryView	506
9.2.19.2.5 GridView	506
9.2.19.2.6 InterconnectionView	507
9.2.19.2.7 SequenceView	507
9.2.19.2.8 StateTransitionView	508
9.2.20 Metadata.....	508
9.2.20.1 Metadata Overview	508
9.2.20.2 Elements.....	509
9.2.20.2.1 MetadataItem.....	509
9.2.20.2.2 metadataItems.....	509
9.2.21 SysML.....	510
9.3 Metadata Domain Library.....	510
9.3.1 Metadata Domain Library Overview	510
9.3.2 Modeling Metadata	510
9.3.2.1 Modeling Metadata Overview.....	510
9.3.2.2 Elements	511
9.3.2.2.1 Issue.....	511
9.3.2.2.2 Rationale.....	511
9.3.2.2.3 Refinement	512
9.3.2.2.4 StatusInfo.....	512
9.3.2.2.5 StatusKind	513
9.3.3 Risk Metadata.....	513
9.3.3.1 Risk Metadata Overview	513
9.3.3.2 Elements	513
9.3.3.2.1 Level.....	514

9.3.3.2.2 LevelEnum	514
9.3.3.2.3 Risk.....	515
9.3.3.2.4 RiskLevel.....	515
9.3.3.2.5 RiskLevelEnum	516
9.3.4 Parameters of Interest Metadata	516
9.3.4.1 Parameters of Interest Metadata Overview	516
9.3.4.2 Elements	516
9.3.4.2.1 MeasureOfEffectiveness	516
9.3.4.2.2 MeasureOfPerformance.....	517
9.3.4.2.3 measuresOfEffectiveness	517
9.3.4.2.4 measuresOfPerformance	518
9.3.5 Image Metadata	518
9.3.5.1 Image Metadata Overview	518
9.3.5.2 Elements	518
9.3.5.2.1 Icon.....	518
9.3.5.2.2 Image	519
9.4 Analysis Domain Library	520
9.4.1 Analysis Domain Library Overview	520
9.4.2 Analysis Tooling.....	520
9.4.2.1 Analysis Tooling Overview	520
9.4.2.2 Elements	520
9.4.2.2.1 ToolExecution	520
9.4.2.2.2 ToolVariable.....	520
9.4.3 Sampled Functions	521
9.4.3.1 Sampled Functions Overview	521
9.4.3.2 Elements	521
9.4.3.2.1 Domain	521
9.4.3.2.2 Interpolate.....	522
9.4.3.2.3 interpolateLinear	522
9.4.3.2.4 Range.....	523
9.4.3.2.5 Sample	523
9.4.3.2.6 SampledFunction.....	524
9.4.3.2.7 SamplePair.....	525
9.4.4 State Space Representation	525
9.4.4.1 State Space Representation Overview.....	525
9.4.4.2 Elements	526
9.4.5 Trade Studies.....	526
9.4.5.1 Trade Studies Overview	527
9.4.5.2 Elements	527
9.4.5.2.1 EvaluationFunction	527
9.4.5.2.2 MaximizeObjective	527
9.4.5.2.3 MinimizeObjective.....	528
9.4.5.2.4 TradeStudy	528
9.4.5.2.5 TradeStudyObjective.....	529
9.5 Cause and Effect Domain Library	530
9.5.1 Cause and Effect Domain Library Overview	530
9.5.2 Causation Connections.....	530
9.5.2.1 Causation Connections Overview	530
9.5.2.2 Elements	530
9.5.2.2.1 Causation	530
9.5.2.2.2 causations	531
9.5.2.2.3 causes.....	531
9.5.2.2.4 effects	532
9.5.2.2.5 Multicausation	532

9.5.2.2.6 multicausations	533
9.5.3 Cause and Effect	533
9.5.3.1 Cause and Effect Overview	533
9.5.3.2 Elements	533
9.5.3.2.1 CausationMetadata	533
9.5.3.2.2 CausationSemanticMetadata	534
9.5.3.2.3 CauseMetadata	534
9.5.3.2.4 EffectMetadata	535
9.5.3.2.5 MulticausationSemanticMetadata	535
9.6 Requirement Derivation Domain Library	536
9.6.1 Requirement Derivation Domain Library Overview	536
9.6.2 Derivation Connections	536
9.6.2.1 Derivation Connections Overview	536
9.6.2.2 Elements	536
9.6.2.2.1 Derivation	536
9.6.2.2.2 derivations	537
9.6.2.2.3 derivedRequirements	538
9.6.2.2.4 originalRequirements	538
9.6.3 Requirement Derivation	538
9.6.3.1 Requirement Derivation Overview	538
9.6.3.2 Elements	538
9.6.3.2.1 DerivationMetadata	538
9.6.3.2.2 DerivedRequirementMetadata	539
9.6.3.2.3 OriginalRequirementMetadata	540
9.7 Geometry Domain Library	540
9.7.1 Geometry Domain Library Overview	540
9.7.2 Spatial Items	540
9.7.2.1 Spatial Items Overview	540
9.7.2.2 Elements	540
9.7.2.2.1 CurrentDisplacementOf	540
9.7.2.2.2 CurrentPositionOf	541
9.7.2.2.3 DisplacementOf	541
9.7.2.2.4 PositionOf	542
9.7.2.2.5 SpatialItem	543
9.7.3 Shape Items	544
9.7.3.1 Shape Items Overview	544
9.7.3.2 Elements	544
9.7.3.2.1 Circle	544
9.7.3.2.2 CircularCone	545
9.7.3.2.3 CircularCylinder	545
9.7.3.2.4 CircularDisc	546
9.7.3.2.5 Cone	546
9.7.3.2.6 ConeOrCylinder	547
9.7.3.2.7 ConicSection	547
9.7.3.2.8 ConicSurface	548
9.7.3.2.9 Cuboid	548
9.7.3.2.10 CuboidOrTriangularPrism	549
9.7.3.2.11 Cylinder	550
9.7.3.2.12 Disc	551
9.7.3.2.13 EccentricCone	551
9.7.3.2.14 EccentricCylinder	552
9.7.3.2.15 Ellipse	552
9.7.3.2.16 Ellipsoid	553
9.7.3.2.17 Hyperbola	553

9.7.3.2.18	Hyperboloid	554
9.7.3.2.19	Line	554
9.7.3.2.20	Parabola	554
9.7.3.2.21	Paraboloid	555
9.7.3.2.22	Path	555
9.7.3.2.23	PlanarCurve	556
9.7.3.2.24	PlanarSurface	556
9.7.3.2.25	Polygon	557
9.7.3.2.26	Polyhedron	557
9.7.3.2.27	Pyramid	558
9.7.3.2.28	Quadrilateral	559
9.7.3.2.29	Rectangle	559
9.7.3.2.30	RectangularCuboid	560
9.7.3.2.31	RectangularPyramid	560
9.7.3.2.32	RectangularToroid	561
9.7.3.2.33	RightCircularCone	561
9.7.3.2.34	RightCircularCylinder	562
9.7.3.2.35	RightTriangle	562
9.7.3.2.36	RightTriangularPrism	563
9.7.3.2.37	Shell	563
9.7.3.2.38	Sphere	564
9.7.3.2.39	Tetrahedron	564
9.7.3.2.40	Toroid	565
9.7.3.2.41	Torus	565
9.7.3.2.42	Triangle	566
9.7.3.2.43	TriangularPrism	566
9.8	Quantities and Units Domain Library	567
9.8.1	Quantities and Units Domain Library Overview	567
9.8.2	Quantities	568
9.8.2.1	Quantities Overview	568
9.8.2.2	Elements	569
9.8.2.2.1	3dVectorQuantityValue	569
9.8.2.2.2	QuantityDimension	569
9.8.2.2.3	QuantityPowerFactor	570
9.8.2.2.4	scalarQuantities	570
9.8.2.2.5	ScalarQuantityValue	571
9.8.2.2.6	SystemOfQuantities	571
9.8.2.2.7	tensorQuantities	572
9.8.2.2.8	TensorQuantityValue	572
9.8.2.2.9	vectorQuantities	574
9.8.2.2.10	VectorQuantityValue	574
9.8.3	Measurement References	575
9.8.3.1	Measurement References Overview	575
9.8.3.2	Elements	575
9.8.3.2.1	3dCoordinateFrame	575
9.8.3.2.2	AffineTransformationMatrix3d	576
9.8.3.2.3	ConversionByConvention	577
9.8.3.2.4	ConversionByPrefix	577
9.8.3.2.5	CoordinateFrame	578
9.8.3.2.6	CoordinateFramePlacement	578
9.8.3.2.7	CoordinateTransformation	579
9.8.3.2.8	countQuantities	580
9.8.3.2.9	CountValue	580
9.8.3.2.10	CyclicRatioScale	581

9.8.3.2.11	DefinitionalQuantityValue	581
9.8.3.2.12	DerivedUnit	582
9.8.3.2.13	dimensionOneQuantities	582
9.8.3.2.14	DimensionOneUnit	582
9.8.3.2.15	DimensionOneValue	583
9.8.3.2.16	IntervalScale	583
9.8.3.2.17	LogarithmicScale	584
9.8.3.2.18	MeasurementScale	585
9.8.3.2.19	MeasurementUnit	585
9.8.3.2.20	NullTransformation	586
9.8.3.2.21	nullTransformation	586
9.8.3.2.22	one	587
9.8.3.2.23	OrdinalScale	587
9.8.3.2.24	QuantityValueMapping	588
9.8.3.2.25	Rotation	588
9.8.3.2.26	ScalarMeasurementReference	589
9.8.3.2.27	SimpleUnit	590
9.8.3.2.28	SystemOfUnits	590
9.8.3.2.29	TensorMeasurementReference	591
9.8.3.2.30	Translation	592
9.8.3.2.31	TranslationOrRotation	592
9.8.3.2.32	TranslationRotationSequence	593
9.8.3.2.33	UnitConversion	593
9.8.3.2.34	UnitPowerFactor	594
9.8.3.2.35	UnitPrefix	594
9.8.3.2.36	VectorMeasurementReference	595
9.8.4	ISQ	596
9.8.4.1	ISQ Overview	596
9.8.4.2	Elements	596
9.8.4.2.1	amountOfSubstance	596
9.8.4.2.2	AmountOfSubstanceUnit	597
9.8.4.2.3	AmountOfSubstanceValue	597
9.8.4.2.4	AngularMeasureValue	598
9.8.4.2.5	Cartesian3dSpatialCoordinateFrame	598
9.8.4.2.6	Displacement3dVector	598
9.8.4.2.7	duration	599
9.8.4.2.8	DurationUnit	599
9.8.4.2.9	DurationValue	600
9.8.4.2.10	electricCurrent	600
9.8.4.2.11	ElectricCurrentUnit	600
9.8.4.2.12	ElectricCurrentValue	601
9.8.4.2.13	length	601
9.8.4.2.14	LengthUnit	601
9.8.4.2.15	LengthValue	602
9.8.4.2.16	luminousIntensity	602
9.8.4.2.17	LuminousIntensityUnit	603
9.8.4.2.18	LuminousIntensityValue	603
9.8.4.2.19	mass	603
9.8.4.2.20	MassUnit	604
9.8.4.2.21	MassValue	604
9.8.4.2.22	Position3dVector	605
9.8.4.2.23	Spatial3dCoordinateFrame	605
9.8.4.2.24	thermodynamicTemperature	605
9.8.4.2.25	ThermodynamicTemperatureUnit	606

9.8.4.2.26 ThermodynamicTemperatureValue	606
9.8.4.2.27 universalCartesianSpatial3dCoordinateFrame	606
9.8.5 SI Prefixes	607
9.8.5.1 SI Prefixes Overview	607
9.8.5.2 Elements	608
9.8.6 SI	608
9.8.6.1 SI Overview	608
9.8.6.2 Elements	608
9.8.7 US Customary Units	609
9.8.7.1 US Customary Units Overview	609
9.8.7.2 Elements	609
9.8.8 Time	609
9.8.8.1 Time Overview	609
9.8.8.2 Elements	609
9.8.8.2.1 Clock	609
9.8.8.2.2 Date	609
9.8.8.2.3 DateTime	610
9.8.8.2.4 DurationOf	610
9.8.8.2.5 Iso8601DateTime	611
9.8.8.2.6 Iso8601DateTimeEncoding	611
9.8.8.2.7 Iso8601DateTimeStructure	612
9.8.8.2.8 timeInstant	612
9.8.8.2.9 TimeInstantValue	613
9.8.8.2.10 TimeOf	613
9.8.8.2.11 TimeOfDay	614
9.8.8.2.12 TimeScale	614
9.8.8.2.13 universalClock	615
9.8.8.2.14 UTC	615
9.8.8.2.15 utcTimeInstant	616
9.8.8.2.16 UtcTimeInstantValue	616
9.8.9 Quantity Calculations	617
9.8.9.1 Quantity Calculations Overview	617
9.8.9.2 Elements	620
9.8.10 Vector Calculations	620
9.8.10.1 Vector Calculations Overview	620
9.8.10.2 Elements	622
9.8.11 Tensor Calculations	622
9.8.11.1 Tensor Calculations Overview	622
9.8.11.2 Elements	624
9.8.12 Measurement Ref Calculations	624
9.8.12.1 Measurement Ref Calculations Overview	624
9.8.12.2 Elements	625
A Annex: Example Model	627
A.1 Introduction	627
A.2 Model Organization	627
A.3 Definitions	628
A.4 Parts	632
A.5 Parts Interconnection	635
A.6 Actions	638
A.7 States	640
A.8 Requirements	643
A.9 Analysis	645
A.10 Verification	646
A.11 View and Viewpoint	648

A.12 Variability	649
A.13 Individuals.....	650

List of Tables

1. Dependencies – Representative Notation	19
2. Annotations – Representative Notation	20
3. Packages – Representative Notation	25
4. Definition and Usage – Representative Notation.....	35
5. Attributes – Representative Notation	47
6. Enumerations – Representative Notation.....	50
7. Occurrences – Representative Notation	53
8. Items – Representative Notation	58
9. Parts – Representative Notation.....	60
10. Ports – Representative Notation.....	63
11. Connections – Representative Notation	67
12. Interfaces – Representative Notation	78
13. Allocations – Representative Notation	81
14. Actions – Representative Notation	86
15. Control Node Definitions.....	98
16. States – Representative Notation	110
17. Calculations – Representative Notation	118
18. Constraints – Representative Notation.....	121
19. Requirements – Representative Notation.....	126
20. Analysis Cases - Representative Notation	134
21. Verification Cases – Representative Notation	137
22. Use Cases – Representative Notation	141
23. Views and Viewpoints – Representative Notation	145
24. Diagrams – Representative Examples	150
25. Metadata – Representative Notation	151
26. EBNF Notation Conventions	158
27. Abstract Syntax Synthesis Notation.....	158
28. Grammar Production Definitions.....	159
29. Graphical BNF Conventions.....	188
30. Implied Definition Subclassification Relationships.....	387
31. Implied Usage Subsetting Relationships	388
32. Other Implied Relationships	392
33. Standard View Definitions.....	503

List of Figures

1. SysML Language Architecture	12
2. Elements	246
3. Dependencies	247
4. Annotation	247
5. Namespaces	248
6. Imports	249
7. Packages	249
8. Definition and Usage	250
9. Variant Membership	250
10. Attribute Definition and Usage	267
11. Enumeration Definition and Usage	269
12. Occurrence Definition and Usage	270
13. Event Occurrences	271
14. Item Definition and Usage	277
15. Part Definition and Usage	279
16. Port Definition and Usage	281
17. Port Conjugation	282
18. Connectors as Usages	287
19. Connection Definition and Usage	287
20. Flow Connections	288
21. Interface Definition and Usage	293
22. Allocation Definition and Usage	295
23. Action Definition and Usage	297
24. Control Nodes	297
25. Performed Actions	298
26. Send and Accept Actions	298
27. Assignment Actions	298
28. Structured Control Actions	299
29. State Definition and Usage	321
30. State Membership	321
31. Exhibited States	322
32. Transition Usage	322
33. Calculation Definition and Usage	335
34. Constraint Definition and Usage	337
35. Asserted Constraints	337
36. Requirement Definition and Usage	341
37. Satisfied Requirements	342
38. Concern Definition and Usage	342
39. Requirement Constraint Membership	343
40. Requirement Parameter Memberships	343
41. Case Definition and Usage	356
42. Case Membership	357
43. Analysis Case Definition and Usage	362
44. Verification Case Definition and Usage	365
45. Verification Membership	365
46. Use Case Definition and Usage	369
47. Included Use Case	369
48. View Definition and Usage	372
49. Viewpoint Definition and Usage	373
50. Rendering Definition and Usage	373
51. Expose Relationship	374

52. View Rendering Membership	374
53. Metadata Definition and Usage	384
54. State Space Representation action and calculation definitions	526
55. Model Organization for SimpleVehicleModel	627
56. Part Definition for Vehicle.....	629
57. Part Definition for FuelTank Referencing Fuel it Stores.....	630
58. Axle and its Subclass FrontAxle.....	631
59. Example Definition Elements	631
60. Part Usage for vehicle_b.....	633
61. Parts Tree for vehicle_b	634
62. Variant engine4Cyl	635
63. Parts Interconnection for vehicle_b	636
64. Action providePower	638
65. Action flow for providePower	638
66. Action flow for transportPassenger	639
67. Vehicle States.....	641
68. Requirement Definition MassRequirement	643
69. Requirements Group vehicleSpecification	644
70. Analysis Case fuelEconomyAnalysis	645
71. Vehicle Mass Verification Test	647
72. Vehicle Safety View	648
73. Rendering of view vehiclePartsTree_Safety.....	649
74. Variability Model for vehicleFamily	649
75. Vehicle Individuals and Snapshots	651

0 Preface

OMG

Founded in 1989, the Object Management Group, Inc. (OMG) is an open membership, not-for-profit computer industry standards consortium that produces and maintains computer industry specifications for interoperable, portable, and reusable enterprise applications in distributed, heterogeneous environments. Membership includes Information Technology vendors, end users, government agencies, and academia.

OMG member companies write, adopt, and maintain its specifications following a mature, open process. OMG's specifications implement the Model Driven Architecture[®] (MDA[®]), maximizing ROI through a full-lifecycle approach to enterprise integration that covers multiple operating systems, programming languages, middleware and networking infrastructures, and software development environments. OMG's specifications include: UML[®] (Unified Modeling Language[™]); CORBA[®] (Common Object Request Broker Architecture); CWM[™] (Common Warehouse Metamodel); and industry-specific standards for dozens of vertical markets.

More information on the OMG is available at <https://www.omg.org/>.

OMG Specifications

As noted, OMG specifications address middleware, modeling, and vertical domain frameworks. All OMG Specifications are available from the OMG website at: <https://www.omg.org/spec>

All of OMG's formal specifications may be downloaded without charge from our website. (Products implementing OMG specifications are available from individual suppliers.) Copies of specifications, available in PostScript and PDF format, may be obtained from the Specifications Catalog cited above or by contacting the Object Management Group, Inc. at:

OMG Headquarters
9C Medway Road, PMB 274
Milford, MA 01757
USA
Tel: +1-781-444-0404
Fax: +1-781-444-0320

Email: pubs@omg.org

Certain OMG specifications are also available as ISO standards. Please consult <https://www.iso.org>

Issues

All OMG specifications are subject to continuous review and improvement. As part of this process we encourage readers to report any ambiguities, inconsistencies, or inaccuracies they may find by completing the Issue Reporting Form listed on the main web page <https://www.omg.org>, under Specifications, Report an Issue.

1 Scope

The purpose of this standard is to specify the Systems Modeling Language™ (SysML), to guide the implementation of conformant modeling tools, and to provide the basis for the development of material and other resources to train users in the application of SysML.

SysML is a general-purpose modeling language for modeling systems that is intended to facilitate a model-based systems engineering (MBSE) approach to engineer systems. It provides the capability to create and visualize models that represent many different aspects of a system. This includes representing the requirements, structure, and behavior of the system, and the specification of analysis cases and verification cases used to analyze and verify the system. The language is intended to support multiple systems engineering methods and practices. The specific methods and practices may impose additional constraints on how the language is used.

SysML is defined as an extension of the Kernel Modeling Language (KerML), which provides a common, domain-independent language for building semantically rich and interoperable modeling languages. SysML also provides a capability to provide further language extensions. It is anticipated that SysML will be customized using this language extension mechanism to model more specialized domain-specific applications, such as automotive, aerospace, healthcare, and information systems, as well as discipline specific extensions such as safety and reliability.

Note. Definitions of *system* and *systems engineering* can be found in *ISO/IEC 15288 Systems and Software Engineering – System Life Cycle Process*.

2 Conformance

This specification defines the Systems Modeling Language (SysML), a language used to construct *models* of systems (whether they are real, planned or imagined). The specification comprises this document together with the content of the machine-readable files listed on the cover page. If there are any conflicts between this document and the machine-readable files, the machine-readable files take precedence.

A *SysML model* shall conform to this specification only if it can be represented according to the syntactic requirements specified in [Clause 8](#). The model may be represented in a form consistent with the requirements for the SysML concrete syntax (which includes both textual and graphical notation), in which case it can be parsed (as specified in [8.2](#)) into an abstract syntax form, or it may be represented directly in an abstract syntax form.

A *SysML modeling tool* is a software application that creates, manages, analyzes, visualizes, executes or performs other services on SysML models. A tool can conform to this specification in one or more of the following ways.

1. *Abstract Syntax Conformance*. A tool demonstrating Abstract Syntax Conformance provides a user interface and/or API that enables instances of SysML abstract syntax metaclasses to be created, read, updated, and deleted. The tool must also provide a way to validate the well-formedness of models that corresponds to the constraints defined in the SysML metamodel. A well-formed model represented according to the abstract syntax is syntactically conformant to SysML as defined above. (See [8.3](#).)
2. *Concrete Syntax Conformance*. A tool demonstrating Concrete Syntax Conformance provides a user interface and/or API that enables instances of SysML concrete syntax notation to be created, read, updated, and deleted. Note that a conforming tool may also provide the ability to create, read, update and delete additional notational elements that are not defined in SysML. Concrete Syntax Conformance implies Abstract Syntax Conformance, in that creating models in the concrete syntax acts as a user interface for the abstract syntax. However, a tool demonstrating Concrete Syntax Conformance need not represent a model internally in exactly the form modeled for the abstract syntax in this specification. (See [8.2](#).)

There are two variants of Concrete Syntax Conformance:

- a. *Textual Notation Conformance*. A tool demonstrating Textual Notation Conformance provides Concrete Syntax Conformance for the SysML textual notation. (See [8.2.2](#))
 - b. *Graphical Notation Conformance*. A tool demonstrating Graphical Notation Conformance provides Concrete Syntax Conformance for the SysML graphical notation. As part of this, the tool shall also support the textual notation at least to the extent necessary to properly render text in the graphical notation, and may also fully support the textual notation in conjunction with the graphical notation. (See [8.2.3](#).)
3. *Semantic Conformance*. A tool demonstrating Semantic Conformance provides a demonstrable way to interpret a syntactically conformant model (as defined above) according to the SysML semantics, e.g., via semantic model analysis or model execution. Semantic Conformance implies Abstract Syntax Conformance, in that the semantics for SysML are only defined on well-formed models represented in the abstract syntax. (See [8.4](#) and [9.2](#).)
 4. *Model Interchange Conformance*. A tool demonstrating model interchange conformance can import and/or export syntactically conformant SysML models (as defined above) as a *project interchange file* as specified in [KerML, Clause 10], with the following further conditions:
 - The project interchange file shall use the standard `.kpar` (KerML Project Archive) extension.

- All model interchange files in the project interchange file shall be SysML models. Textual notation files shall use the extension `.sysml`.
- The metadata for the project interchange file shall identify the metamodel using the normative SysML metamodel URI as given for this specification (i.e., `https://www.omg.org/spec/SysML/yyymmnn`, where `yyymmnn` is the current date-based version identifier).

5. *Domain Library Support.* In addition to the Systems Model Library, a conformant tool may provide one or more of the domain model libraries specified in [Clause 9](#).

Every conformant SysML modeling tool shall demonstrate at least Abstract Syntax Conformance and Model Interchange Conformance. In addition, such a tool may demonstrate Concrete Syntax Conformance and/or Semantic Conformance, both of which are dependent on Abstract Syntax Conformance. The tool may also provide Domain Library Support.

3 Normative References

[SYSML2-226](#): Incorrect reference to SysML v1 to SysML v2 Transformation
[SYSML2-643](#): Comment locale not in textual notation

The following normative documents contain provisions which, through reference in this text, constitute provisions of this specification.

[ISO15897] *ISO/IEC 15897:2011 Information technology – User interfaces – Procedures for the registration of cultural elements*

<https://www.iso.org/standard/50707.html>

[KerML] *Kernel Modeling Language (KerML)*, Version 1.0

<https://www.omg.org/spec/KerML/1.0>

[MOF] *Meta Object Facility*, Version 2.5.1

<https://www.omg.org/spec/MOF/2.5.1>

[OCL] *Object Constraint Language*, Version 2.4

<https://www.omg.org/spec/OCL/2.4>

[SMOF] *MOF Support for Semantic Structures*, Version 1.0

<https://www.omg.org/spec/SMOF/1.0>

[SysML v1] *OMG Systems Modeling Language (SysML)*, Version 1.7

<https://www.omg.org/spec/SysML/1.7>

[SysML v1 to v2] *OMG Systems Modeling Language (SysML)*, Version 2.0

Part 2: SysML v1 to SysML v2 Transformation

<https://www.omg.org/spec/SYSML/2.0/Transformation>

[UML] *Unified Modeling Language (UML)*, Version 2.5.1

<https://www.omg.org/spec/UML/2.5.1>

The following references were used in the definition of the Quantities and Units model library (see [9.8](#)):

[GUM] *JCGM 100:2008 and ISO/IEC Guide 98-3, Evaluation of measurement data - Guide to the expression of uncertainty in measurement*

<https://www.bipm.org/en/publications/guides/#gum>

[ISO 80000-1] *ISO 80000-1:2009, Quantities and units - Part 1: General*

<https://www.iso.org/obp/ui/#iso:std:iso:80000:-1:ed-1:v1:en>

[ISO 80000-2] *ISO 80000-2:2019, Quantities and units - Part 2: Mathematical signs and symbols to be used in the natural sciences and technology*

<https://www.iso.org/obp/ui/#iso:std:iso:80000:-2:ed-2:v1:en>

[ISO 80000-3] *ISO 80000-3:2019, Quantities and units - Part 3: Space and Time*

<https://www.iso.org/obp/ui/#iso:std:iso:80000:-3:ed-2:v1:en>

[ISO 80000-4] *ISO 80000-4:2019, Quantities and units - Part 4: Mechanics*

<https://www.iso.org/obp/ui/#iso:std:iso:80000:-4:ed-2:v1:en>

- [ISO 80000-5] *ISO 80000-5:2019, Quantities and units - Part 5: Thermodynamics*
<https://www.iso.org/obp/ui/#iso:std:iso:80000:-5:ed-2:v1:en>
- [IEC 80000-6] *IEC 80000-6:2008, Quantities and units - Part 6: Electromagnetism*
<https://www.iso.org/obp/ui/#iso:std:iec:80000:-6:ed-1:v1:en:fr>
- [ISO 80000-7] *ISO 80000-7:2019, Quantities and units - Part 7: Light*
<https://www.iso.org/obp/ui/#iso:std:iso:80000:-7:ed-2:v1:en>
- [ISO 80000-8] *ISO 80000-8:2020, Quantities and units - Part 8: Acoustics*
<https://www.iso.org/obp/ui/#iso:std:iso:80000:-8:ed-2:v1:en>
- [ISO 80000-9] *ISO 80000-9:2019, Quantities and units - Part 9: Physical chemistry and molecular physics*
<https://www.iso.org/obp/ui/#iso:std:iso:80000:-9:ed-2:v1:en>
- [ISO 80000-10] *ISO 80000-10:2019, Quantities and units - Part 10: Atomic and nuclear physics*
<https://www.iso.org/obp/ui/#iso:std:iso:80000:-10:ed-2:v1:en>
- [ISO 80000-11] *ISO 80000-11:2019, Quantities and units - Part 11: Characteristic numbers*
<https://www.iso.org/obp/ui/#iso:std:iso:80000:-11:ed-2:v1:en>
- [ISO 80000-12] *ISO 80000-12:2019, Quantities and units - Part 12: Solid state physics*
<https://www.iso.org/obp/ui/#iso:std:iso:80000:-12:ed-2:v1:en>
- [IEC 80000-13] *IEC 80000-13:2008, Quantities and units - Part 13: Information science and technology*
<https://www.iso.org/obp/ui/#iso:std:iec:80000:-13:ed-1:v1:en>
- [IEC 80000-14] *IEC 80000-14:2008, Quantities and units - Part 14: Telebiometrics related to human physiology*
<https://www.iso.org/obp/ui/#iso:std:iec:80000:-14:ed-1:v1:en>
- [NIST SP-811] *NIST Special Publication 811, The NIST Guide for the use of the International System of Units*
(In particular its Appendix B "Conversion Factors")
<https://www.nist.gov/pml/special-publication-811>
- [VIM] *JCGM 200:2012 and ISO/IEC Guide 99, International vocabulary of metrology - Basic and general concepts and associated terms (VIM)*
<https://www.bipm.org/en/publications/guides/#vim>
- [ISO 8601-1] *ISO 8601-1:2019 (First edition) Date and time — Representations for information interchange — Part 1: Basic rules*
<https://www.iso.org/standard/70907.html>

4 Terms and Definitions

Various terms and definitions are specified throughout the body of this specification.

5 Symbols

A concrete syntax for SysML is specified in subclause 8.2 of this specification.

6 Introduction

[SYSML2-30](#): Follow typographical conventions in the SysML Metamodel clause

6.1 Document Overview

[SYSML2-226](#): Incorrect reference to SysML v1 to SysML v2 Transformation

The Systems Modeling Language (SysML) is a general-purpose modeling language for modeling systems that is intended to facilitate a model-based systems engineering (MBSE) approach to engineer systems. This document provides the standard specification for SysML Version 2 (SysML v2). SysML v2 is intended to enhance the precision, expressiveness, interoperability, and the consistency and integration of the language relative to SysML Versions 1.0 to 1.7 [SysML v1].

SysML v1 was specified as a profile of the Unified Modeling Language v2 [UML]. SysML v2, on the other hand, is specified as a metamodel extending the Kernel metamodel from the Kernel Modeling Language [KerML]. In order to facilitate the transition from SysML v1 to SysML v2, this standard also specifies a formal transformation from models using the SysML v1.7 profile of UML to models using the SysML v2 metamodel [SysML v1 to v2].

This document specifies the textual and graphical concrete syntax, abstract syntax, and semantics for SysML v2. The SysML v2 textual notation (see [8.2.2](#)) and the SysML v2 graphical notation (see [8.2.3](#)) provide the concrete syntax representation of the SysML v2 abstract syntax (see [8.3](#)). The SysML v2 abstract syntax extends the Kernel abstract syntax, providing specialized constructs for modeling systems (as shown in [Fig. 1](#)). Further, the Systems Library (see [9.2](#)) is a model library that extends the Kernel Library to provide the semantic specification for SysML v2 (see [8.4](#); see also [KerML] on the use of model libraries for semantic specification). Finally, SysML v2 provides an additional set of Domain Libraries (see [9.4](#) and following) to provide a set of reference models in various domains important to systems modeling (such as Analysis and Quantities and Units).

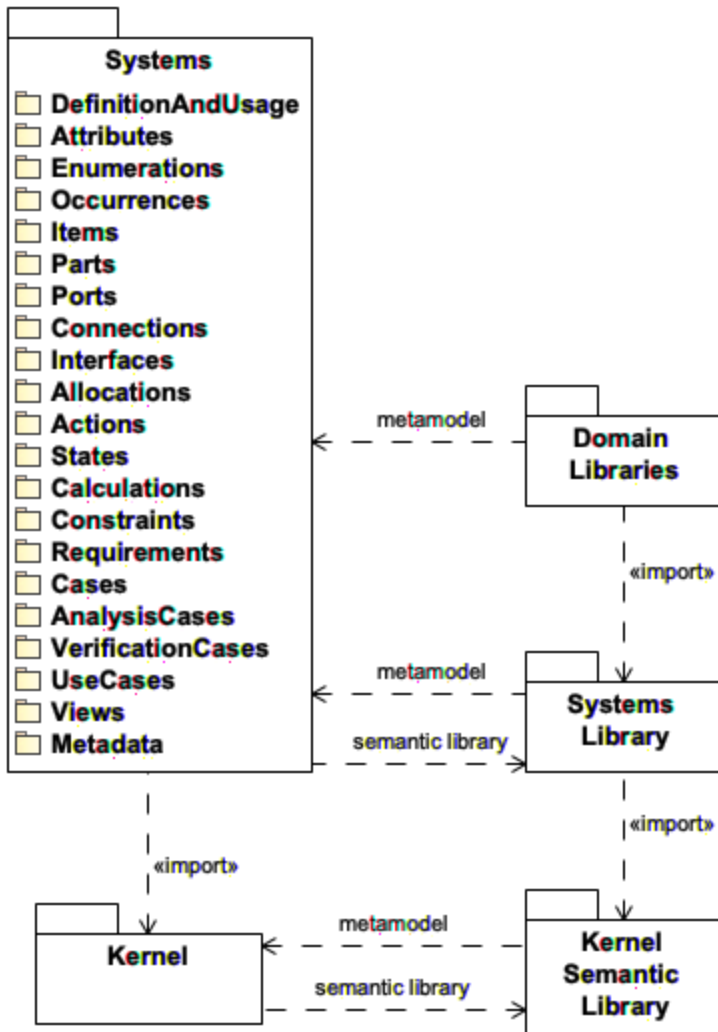


Figure 1. SysML Language Architecture

6.2 Document Organization

The rest of this document is organized into three major clauses.

- [Clause 7](#) describes SysML from a user point of view. Its subclauses describe the modeling constructs in SysML, including for each a general overview, related abstract syntax diagrams and a description of the textual and graphical notation. The overviews in this clause should be considered informative. The abstract syntax and notation subclauses, however, are normative, including descriptions of the processing of the textual notation and its relationship to the graphical notation and the abstract syntax.
- [Clause 8](#) provides the normative specification of the metamodel that defines the SysML language. This includes the concrete syntax (textual and graphical notations), the abstract syntax and the semantics for the language. The SysML abstract syntax and semantics are formally extensions of the Kernel abstract syntax and semantics provided by KerML (as discussed in [6.1](#)). However, this clause does not cover details of the Kernel metamodel, which are included by normative reference to the KerML specification [KerML].
- [Clause 9](#) specifies a set of model libraries defined in SysML itself. The Systems Library extends the Kernel Library from [KerML] in order to provide systems-modeling-specific semantics to SysML language constructs. The Domain Libraries provide domain-specific models on which users can draw

when creating their own models. Each model library is described with a set of subclauses that covers each of the top-level packages in the model library, referred to as its *library models*.

These clauses are followed by informative [Annex A](#), which presents an example model using the SysML language as defined in this specification to illustrate how the language features can be used to model a system.

In addition, Clause 10 of [KerML] on Model Interchange is included by reference as a normative part of this specification in order to define allowable methods for interchanging SysML models.

6.3 Acknowledgements

The primary authors of this specification document and the syntactic and semantic models defined in it are:

- Sanford Friedenthal, SAF Consulting
- Ed Seidewitz, Model Driven Solutions
- Roger Burkhart, Thematrix Partners
- Eran Gery, IBM
- Hisashi Miyashita, Mgnite
- Hans Peter de Koning, DEKonsult

Other contributors include:

- Oystein Haugen, Østfold University College
- Tomas Juknevičius, Dassault Systèmes
- Charles Krueger, BigLever Software

The specification was formally submitted for standardization by the following organizations:

- 88Solutions Corporation
- Dassault Systèmes
- GfSE e.V.
- IBM
- INCOSE
- Intercax LLC
- Lockheed Martin Corporation
- MITRE
- Model Driven Solutions, Inc.
- PTC
- Simula Research Laboratory AS
- Thematrix Partners LLC

However, work on the specification was also supported by over 200 people in over 80 organizations that participated in the SysML v2 Submission Team (SST), by contributing use cases, providing critical review and comment, and validating the language design. The following individuals had leadership roles in the SST:

- Manas Bajaj, Intercax LLC (API and services development lead)
- Yves Bernard, Airbus (v1 to v2 transformation co-lead)
- Bjorn Cole, Lockheed Martin Corporation (metamodel development co-lead)
- Sanford Friedenthal, SAF Consulting (SST co-lead, requirements V&V lead)
- Charles Galey, Lockheed Martin Corporation (metamodel development co-lead)
- Karen Ryan, Siemens (metamodel development co-lead)
- Ed Seidewitz, Model Driven Solutions (SST co-lead, pilot implementation lead)
- Tim Weilkens, oose (v1 to v2 transformation co-lead)

The specification was prepared using CATIA No Magic modeling tools and the OpenMBEE system for model publication (<http://www.openmbee.org>), with the invaluable support of the following individuals:

- Tyler Anderson, No Magic/Dassault Systèmes
- Christopher Delp, Jet Propulsion Laboratory
- Ivan Gomes, Twingineer
- Doris Lam, Jet Propulsion Laboratory
- Robert Karban, Jet Propulsion Laboratory
- Christopher Klotz, No Magic/Dassault Systèmes
- John Watson, Lightstreet Consulting

The following individuals made significant contributions to the SysML v2 pilot implementation developed by the SST in conjunction with the development of this specification:

- Ivan Gomes, Twingineer
- Hisashi Miyashita, Mgnite
- Miyako Wilson, Georgia Institute of Technology
- Santiago Leon, Tom Sawyer
- William Piers, Obeo
- Tilo Schreiber, Siemens
- Zoltán Ujhelyi, IncQuery Labs

7 Language Description

(Informative)

7.1 Language Overview

The System Modeling Language (SysML) contains concepts that are used to model systems, their components, and the external environment in a context. It extends the Kernel Modeling Language (KerML) as specified in the KerML specification [KerML]. SysML directly uses some elements of KerML, but most SysML elements are specializations of KerML elements.

This clause provides an informative description of all these language concepts in their context of use in SysML. [Clause 8](#) gives the full definition of the SysML metamodel, which is the normative specification for implementing the language. In contrast, the description in this clause focuses on how the various constructs of the language are used, along with the Systems Model Library (see [9.2](#)), to construct models. While non-normative, it is intended to be precise and consistent with the normative specification of the language.

SysML directly uses the following concepts from KerML:

- *Elements* and *relationships* that define the basic graph structure of a model (see [7.2](#)).
- *Dependencies* between modeling elements (see [7.3](#)).
- *Annotations* for attaching metadata to a model, including comments and textual representations (see [7.4](#)).
- *Namespaces* that contain and name elements, and, particularly, *packages* used to organize the elements in a model (see [7.5](#)).
- *Specialization* of elements that specify types, including subclassification, subsetting, redefinition and feature typing (see [7.6](#)).
- *Expressions* can be used to specify calculations, case results, constraints and formal requirements. The full KerML expression sub-language is available in SysML, as described in the KerML specification. The description of this sub-language is not repeated in the SysML specification document.

The modeling constructs specific to SysML, as specified in subclauses [7.6](#) through [7.26](#), are built on the KerML foundation, and cover the following areas:

- Fundamental aspects of constructing a model, including:
 - The general pattern of *definition* and *usage*, which is applied to many of the SysML language constructs (see [7.6](#)). The pattern of definition and usage elements facilitates model reuse, such that a concept can be defined once and then used in many different contexts. A usage element can be further specialized for its specific context.
 - The modeling of *variability*, which includes the definition of *variation* points within a model where choices can be made to select a specific *variant*, and the selection of a particular variant may constrain the allowable choices at other variation points. A system can be *configured* by making appropriate choices at each of the variation points of a variability model, consistent with specified constraints. Variation points can be defined in any of the specific modeling areas listed below, so the ability to model variability is built into the base syntax of definitions and usages (see [7.6](#)).
- The modeling of attributive information about things, including:
 - *Attributes* that specify characteristics of something that can be defined by simple or compound data types, and dimensional quantities such as mass, length, etc. (see [7.7](#)).
 - *Enumerations* that are attributes restricted to a specified set of enumerated values (see [7.8](#)).
- The modeling of *occurrences* with temporal and spatial extent. Temporal extent enables an occurrence to be represented at specific points in time, over a duration in time, or over an entire lifetime. Spatial extent enables an occurrence to be represented at a position and orientation with respect to a coordinate frame, and to have a shape and size (see [7.9](#)).

- The modeling of *individuals* with specific identities (see [7.9](#)).
- The modeling of *structure* to represent how parts are decomposed, interconnected and classified, and includes:
 - *Items* that may flow through a process or system or be stored by a system (see [7.10](#)).
 - *Parts* that are the foundational units of structure, which can be composed and interconnected, to form composite parts and entire systems (see [7.11](#)).
 - *Ports* that define connection points on parts that enable interactions between parts (see [7.12](#)).
 - *Connections* (see [7.13](#)) and *interfaces* (see [7.14](#)) that define how parts and ports are interconnected.
 - *Allocations* that assign responsibility for realizing the features of one element by another element (see [7.15](#)).
- The modeling of *behavior*, which specifies how parts interact and includes:
 - *Actions* performed by a part, including their temporal ordering, and the flows of items between them (see [7.16](#)).
 - *States* exhibited by a part, the allowable *transitions* between those states, and the actions enabled in a state or during a transition (see [7.17](#)).
- The modeling of *calculations* that are parameterized expressions that can be evaluated to produce specific results (see [7.18](#)).
- The modeling of *constraints*, which specify conditions that can be evaluated as true or false, or asserted to be true or false (see [7.19](#)).
- The modeling of *requirements*, which is a special kind of constraint that a *subject* must satisfy to be a valid solution (see [7.20](#)).
- The modeling of *cases*, which define the steps required to produce a desired result relative to a *subject*, possibly also involving external *actors*, to achieve a specific *objective* (see [7.21](#)), including:
 - *Analysis cases*, whose steps are the *actions* necessary to analyze a subject (see [7.22](#)).
 - *Verification cases*, whose objective is to verify how a requirement is satisfied by the subject (see [7.23](#)).
 - *Use cases*, that specify required behavior of the subject with the objective of providing a measurable benefit to one or more external actors (see [7.24](#)).
- The modeling of *viewpoints* that specify information of interest by a set of stakeholders, and *views* that specify a query of the model, and a rendering of the query results, that is intended to satisfy a particular viewpoint (see [7.25](#)).
- The modeling of user-defined *metadata* that allows for both simple tagging of elements with additional model-level information and more sophisticated semantic extension of the SysML language. In a similar way that SysML extends KerML, modelers can use this metadata capability to build domain and user-specific extensions of SysML, both syntactically and semantically. This allows SysML to be highly adaptable for specific application domains and user needs, while maintaining a high level of underlying standardization and tool interoperability. (See [7.26](#).)

It should be noted that SysML does not contain specific language constructs called system, subsystem, assembly, component, and many other commonly used terms. An entity with structure and behavior in SysML is represented simply as a part (see [7.11](#)). The language provides straightforward extension mechanisms to specify terminology that is appropriate for the domain of interest.

7.2 Elements and Relationships

7.2.1 Elements and Relationships Overview

Metamodel references:

- *Textual notation*, [8.2.2.2](#)
- *Graphical notation*, [8.2.3.2](#)
- *Abstract syntax*, [8.3.2](#)
- *Semantics*, none

Elements are the constituents of a model. Some elements represent *relationships* between other elements, known as the *related elements* of the relationship. One of the related elements of a relationship may be the *owning* related element of the relationship. If the owning related element of a relationship is deleted from a model, then the relationship is also deleted. Some of the related elements of a relationship (distinct from the owning related element, if any) may be *owned* related elements. If a relationship has owned related elements, then, if the relationship is deleted from a model, all its owned related elements are also deleted.

The *owned relationships* of an element are all those relationships for which the element is the owning related element. The *owned elements* of an element are all those elements that are owned related elements of the owned relationships of the element (notice the extra level of indirection through the owned relationships). The *owning relationship* of an element (if any) is the relationship for which the element is an owned related element (of which the element can have at most one). The *owner* of an element (if any) is the owning related element of the owning relationship of the element (again, notice the extra level of indirection through the owning relationship).

The deletion rules for relationships imply that, if an element is deleted from a model, then all its owned relationships are also deleted and, therefore, all its owned elements. This may result in a further cascade of deletions until all deletion rules are satisfied. An element that has no owner acts as the *root element* of an *ownership tree structure*, such that all elements and relationships in the structure are deleted if the root element is deleted. Deleting any element other than the root element results in the deletion of the entire subtree rooted in that element.

Graphically, non-relationship elements are generally represented using a box-like shape or other icon, while relationships are shown using lines connecting the symbols for the related elements. However, in some cases, additional shapes may be attached to relationship lines in order to present additional information. The specific conventions for such graphical notations are covered in subsequent subclauses.

7.2.2 Elements

[SYSML2-92: Packages can also have compartments](#)

Various specific kinds of model elements in SysML are described in subsequent subclauses. However, there are certain concepts that apply to all model elements.

Every element has a unique identifier known as its *element ID*. The properties of an element can change over its lifetime, but its element ID does not change after the element is created. An element may also have additional identifiers, its *alias IDs*, which may be assigned for tool-specific purposes. The SysML notation, however, does not have any provision for specifying element or alias IDs, since these are expected to be managed by the underlying modeling tooling. Instead, an element can be given a *name* and/or a *short name*, and it can also have any number of alias names relative to one or more namespaces (see [7.5](#)).

In most cases, an element is *declared* using a keyword indicating the *kind* of element it is (e.g., **part def** or **attribute**). The declaration of an element may also specify a short name and/or name for it, in that order. The short name is distinguished by being surrounded by the delimiting characters < and >.

```
part <'1.2.4'> myName;
```

While the language makes no formal distinction between names and short names, the intent is that the name of an element should be fully descriptive, particularly in the context of the definition of the element, while the short name, if given, should be an abbreviated name useful for referring to the element. Note also that it is not required to specify either a name or a short name for an element. However, unless at least one of these is given, it is not possible to reference the element using the textual notation (though it is still possible to show it in relationships on graphical diagrams).

Names and short names can contain essentially any printable characters (and certain control characters). However, when written in the textual notation, they must be represented with a specific lexical structure, which has two variants.

1. A *basic name* is one that can be lexically distinguished in itself from other parts of the textual notation. The initial character of a basic name must be a lowercase letter, an uppercase letter or an underscore. The remaining characters of a basic name can be any character allowed as an initial character or any digit. However, a reserved word may not be used as a name, even though it has the form of a basic name (see [8.2.2.1.2](#) for the list of the reserved words in SysML).

```
Vehicle  
power_line
```

2. An *unrestricted name* provides a way to represent a name that contains any character. It is represented as a non-empty sequence of characters surrounded by single quotes. The name consists of the characters *within* the single quotes – the single quotes are *not* included as part of the represented name. The characters within the single quotes may not include non-printable characters (including backspace, tab and newline). However, these characters may be included as part of the name itself through use of an escape sequence. In addition, the single quote character or the backslash character may only be included within the name by using an escape sequence.

```
'+'  
'circuits in line'  
'On/Off Switch'  
'Ångström'
```

An *escape sequence* is a sequence of two text characters starting with a backslash as an escape character, which actually denotes only a single character (except for the newline escape sequence, which represents however many characters is necessary to represent an end of line in a specific implementation). See [KerML, 8.2.2.3] for a complete description of unrestricted names and escape sequences.

In addition to its declaration, the representation for an element may also list other elements *owned* by the containing element. In the textual notation, such owned elements are shown represented as a *body* delimited by curly braces {...}, particularly when the owning element is a namespace (see [7.5](#)). In the graphical notation, owned elements may be shown in *compartments* within the symbol representing the owning element, particularly when the owning element is a package, definition or usage (see [7.5](#) and [7.6.1](#)).

7.2.3 Relationships

A relationship is a kind of element that relates two or more other elements. Some relationships are constrained to have exactly two related elements (i.e., *binary* relationships) while others may have more. The related elements of relationships are ordered. A relationship may designate certain of its related elements as *sources* with the rest being *targets*. In this case, the relationship is said to be *directed* from the sources to the targets. An *undirected* relationship simply designates all its related elements to be targets, with no source elements.

A relationship may also be the source or target of other relationships. In particular, a relationship may be annotated by being the target of an annotation relationship (see [7.4](#)). In some cases, the annotating element may be owned by the annotated relationship via the annotation relationship, particularly in the case of a documentation comment (see [8.2.2.4.2](#)).

7.3 Dependencies

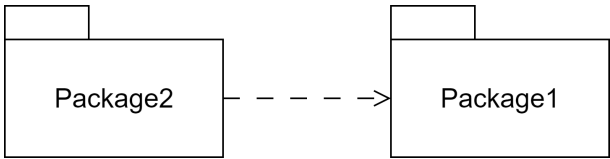
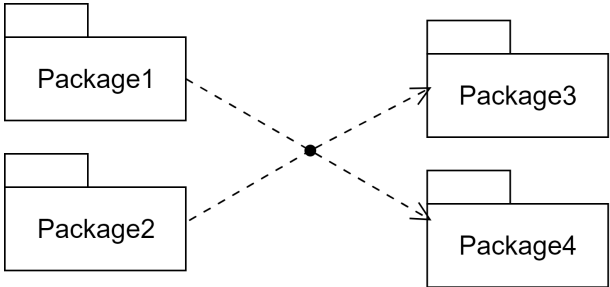
7.3.1 Dependencies Overview

Metamodel references:

- Textual notation, [8.2.2.3](#)
- Graphical notation, [8.2.3.3](#)
- Abstract syntax, [8.3.3](#)
- Semantics, none

A *dependency* is a kind of relationship between any number of client (source) and supplier (target) elements. This implies that a change to a supplier element may result in a change to a client element. Dependencies can be useful for representing relationships between elements in an abstract way. For example, a dependency can be used to represent that an upper layer of an architecture stack may depend on a lower layer of the stack. A dependency can also be extended to reflect more specialized relationships, such as refinement (e.g., by using user-defined keywords, see [7.26](#)).

Table 1. Dependencies – Representative Notation

Element	Graphical Notation	Textual Notation
Dependency		<code>dependency Package2 to Package1;</code>
Dependency - nary		<code>dependency Package1, Package2 to Package3, Package4;</code>

7.3.2 Dependency Declaration

A dependency is declared textually using the keyword **dependency**. The client elements of the dependency are then given as a comma-separated list of qualified names following the keyword **from**, followed by a similar list of the supplier elements after the keyword **to**. If no short name or name is given for the dependency, then the keyword **from** may be omitted.

```

dependency Use
  from 'Application Layer' to 'Service Layer';

// 'Service Layer' is the client of this dependency, not its name.
dependency 'Service Layer'
  to 'Data Layer', 'External Interface Layer';

```

A dependency declaration may also optionally have a body containing any annotating elements owned by the dependency via annotation relationships (see [7.4](#)).

```

dependency 'Service Layer'
  to 'Data Layer', 'External Interface Layer' {
    /* 'Service Layer' is the client of this dependency,
     * not its name. */
  }

```

7.4 Annotations

7.4.1 Annotations Overview

[SYSML2-325](#): Wrong compartment name: documentation

[SYSML2-643](#): Comment locale not in textual notation

[SYSML2-626](#): Incorrect textual notation for TextualRepresentation

Metamodel references:

- Textual notation, [8.2.2.4](#)
- Graphical notation, [8.2.3.4](#)
- Abstract syntax, [8.3.4](#)
- Semantics, none



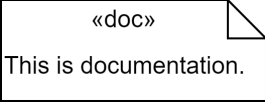
An *annotating element* is an element that is used to provide additional information about other elements. An annotation is a relationship between an annotating element and an annotated element that is being described. An annotating element can annotate multiple annotated elements, and each element can have multiple annotations.

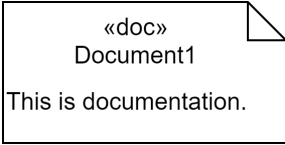
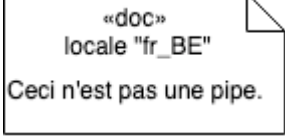
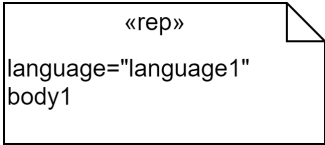
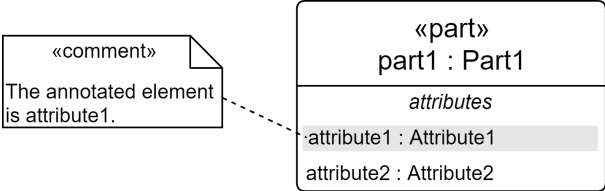
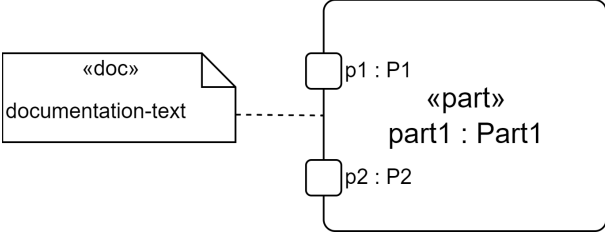
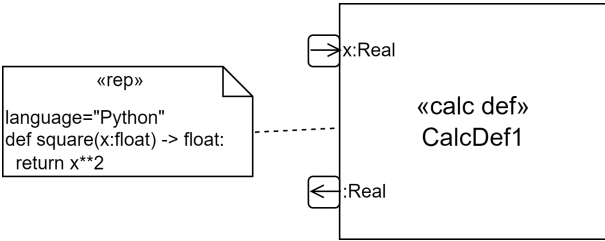
A *comment* is one kind of annotating element that is used to provide textual descriptions about other elements. Comments can be members of namespaces and, therefore, can be named. Such member comments may be about the namespace that owns them, or they may be about different elements. *Documentation* is a distinguished kind of comment used to document the annotated element. Documentation comments always annotate a single element, which is their owning element.

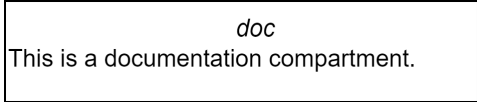
A *textual representation* is an annotating element whose textual body provides a representation of the annotated element in a specifically named language. This representation may be in the SysML textual notation or it may be in another language. If the named language is machine-parsable, then the body text should be legal input text as defined for that language. In particular, annotating a SysML model element with a textual annotation in a language other than SysML can be used as a semantically "opaque" element specified in the other language.

It is also possible to annotate elements with user-defined *metadata*, allowing both syntactic and semantic extension of SysML. This capability is described in [7.26](#).

Table 2. Annotations – Representative Notation

Element	Graphical Notation	Textual Notation
Comment		<code>/*This is a comment.*/</code>
Comment		<code>comment Comment1 /*This is a comment.*/</code>
Documentation		<code>doc /*This is documentation.*/</code>

Element	Graphical Notation	Textual Notation
Documentation		<pre>doc Document1 /*This is documentation.*/</pre>
Documentation with locale (in French, region Belgium)		<pre>doc locale "fr_BE" /* Ceci n'est pas une pipe. */</pre>
Textual Representation		<pre>rep language "language1" /* body1 */ or language "language1" /* body1 */</pre>
Annotation		<pre>comment about part1::attribute1 /* The annotated element * is attribute1. */</pre>
Annotation-Documentation		<pre>part part1 : Part1 { doc /* documentation-text */ port p1 : P1; port p2 : P2; }</pre>
Annotation-Textual Representation		<pre>calc def square { in attribute x : ScalarValues::Real; return :ScalarValues::Real; rep square language "Python" /* * def square(x:float) -> float: * return x**2 */</pre>

Element	Graphical Notation	Textual Notation
Documentation Compartment		doc /*This is a documentation *compartment.*/

7.4.2 Comments and Documentation

[SYSML2-643](#): Comment locale not in textual notation

The full declaration of a comment begins with the keyword **comment**, optionally followed by a short name and/or name (see [7.2](#)). One or more qualified names of annotated elements for the comment, separated by commas, are then given after the keyword **about**, indicating that the comment has annotation relationships to each of the identified elements. The *body* of the comment is written lexically as text between `/*` and `*/` delimiters.

```

item A;
part B;
comment Comment1 about A, B
    /* This is the comment body text. */

```

If the comment is an owned member of a namespace (see [7.5](#)), then the explicit identification of annotated elements can be omitted, in which case the annotated element is implicitly the containing namespace. Further, in this case, if no short name or name is given for the comment, then the **comment** keyword can also be omitted.

```

package P {
    comment C /* This is a comment about P. */

    /* This is also a comment about P. */
}

```

A *locale* can also be specified for a comment, using the keyword **locale** followed by the locale string, placed immediately before the comment body (whether or not the **comment** keyword is used). The locale identifies the language of the body text and, optionally, the region and/or encoding. The format is `language[_territory][.codeset][@modifier]` (conformant to [ISO15897]).

```

comment C_US_English locale "en_US"
    /* This is US English comment text */

```

A documentation comment is notated similarly to a regular comment, but using the keyword **doc** rather than **comment**. The documenting element of documentation is always the owning element of the documentation.

```

part X {
    doc X_Comment
        /* This is a documentation comment about X. */
    doc /* This is more documentation about X. */
}

```

When a comment is written in the textual notation, the actual *body* text of the comment is extracted from the lexical comment body according to the rules given in the KerML specification [KerML, 8.2.3.3.2]. The body text of a comment can include markup information (such as HTML), and a tool may graphically display such text as rendered according to the markup. However, marked up "rich text" for a comment is stored in the comment body in plain text including all mark up text, with all line terminators and white space included as entered, other than what is removed according to the rules referenced above.

7.4.3 Textual Representation

A textual representation is notated similarly to a regular comment, but with the keyword **rep** used instead of **comment**. As for documentation, a textual representation is always owned by its represented element. In particular, if the textual representation is an owned member of a namespace (see 7.5), then the represented element is the containing namespace. A textual representation declaration must also specify the `language` as a literal string following the keyword **language**. If the textual representation has no short name or name, then the **rep** keyword can also be omitted.

```
part def C {
  attribute x: Real;
  assert x_constraint {
    rep inOCL language "ocl"
    /* self.x > 0.0 */
  }
}
action def setX(c : C, newX : Real) {
  language "alf"
  /* c.x = newX;
   * WriteLine("Set new x");
   */
}
```

The lexical comment text given for a textual representation is processed as for regular comment text, and it is the result after such processing that is the textual representation `body` expected to conform to the named language.

Note. Since the lexical form of a comment is used to specify the textual representation `body`, it is not possible to include comments of a similar form in the `body` text.

The language name in a textual representation is case insensitive. The name can be of a natural language, but will often be for a machine-parsable language. In particular, there are recognized standard language names.

If the language is `"sysml"`, then the body of the textual representation must be a legal representation of the represented element in the SysML textual notation. A tool can use such a textual representation to record the original SysML notation text from which an element is parsed. Other standard language names that can be used in a textual representation include `"kerm1"`, `"ocl"`, and `"alf"`, in which case the body of the textual representation must be written in the Kernel Modeling Language [KerML], Object Constraint Language [OCL] or the Action Language for fUML [Alf], respectively. (This is the same set of standard language names as in [KerML, 7.2.4.3, 8.3.2.3], with the addition of `"sysml"`.)

However, for any other language than `"sysml"`, the SysML specification does not define how the body text is to be semantically interpreted as part of the model being represented. An element with no other definition than a textual representation in a language other than SysML is essentially a semantically "opaque" element specified in the other language. Nevertheless, a conforming SysML tool may (but is not required to) interpret such an element consistently with the specification of the named language.

7.5 Namespaces and Packages

7.5.1 Namespaces Overview

[SYSML2-328: Incorrect private keyword notation](#)

Metamodel references:

- *Textual notation*, [8.2.2.5](#)

- *Graphical notation*, [8.2.3.5](#)
- *Abstract syntax*, [8.3.5](#)
- *Semantics*, *none*

A *namespace* is a kind of element that can contain other elements and provide names for them. The elements contained in a namespace are referred to as its *member elements*. *Membership* is a kind of relationship that relates a namespace to its members. A membership relationship can specify the name by which its member element is known relative to the containing namespace and whether the element membership is visible outside the namespace or not (see [7.5.2](#)).

An element may be *owned* via its membership in a namespace. When a namespace is deleted, all such owned members will also be deleted. An element may also have a membership in a namespace without being owned by the namespace. In this case, the membership may introduce an *alias* name for the element relative to the namespace. Note that it is possible for an element to have both owning and non-owning memberships with the same namespace, but it can have at most one owning membership across all namespaces.

An *import* relationship allows one namespace to import memberships from another namespace (see [7.5.3](#)). The member elements from imported memberships become (unowned) members of the importing namespace in addition to being members of the imported namespace. In particular, this allows members of the imported namespace to be referenced in textual notations within the scope of the importing namespace without having to qualify the member names with the name of the imported namespace. An import can also be *recursive*, which means that, in addition to importing members of the referenced namespace itself, all namespaces that are owned members of the imported package are also recursively imported.

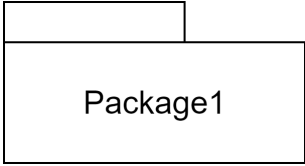
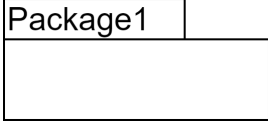
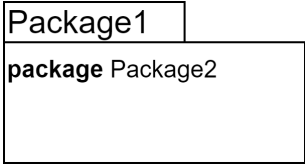
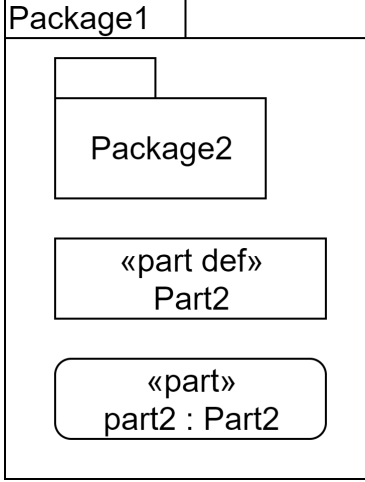
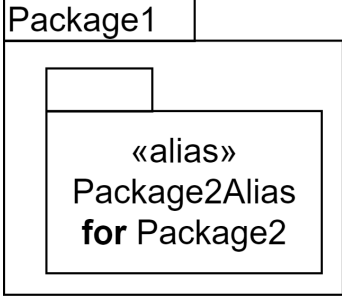
A *package* is a kind of namespace that is used solely as a container for other elements to organize the model. In addition, a package has the capability to *filter* imported elements based on certain conditions (see [7.5.4](#)), usually defined in terms of the metadata provided by annotations of those elements (see [7.4](#) and [7.26](#)). Only elements that meet all filter conditions actually become imported members of the package. Together, recursive import and filtering provide a general capability for specifying that a package automatically contain a set of elements identified from across a model by their metadata.

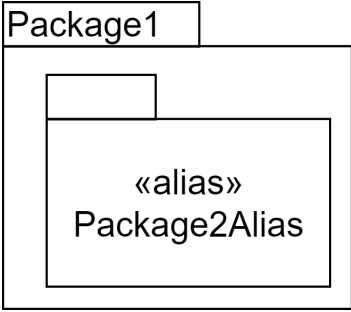
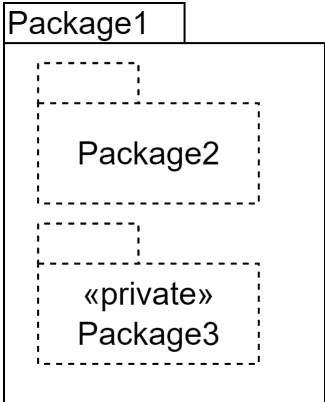
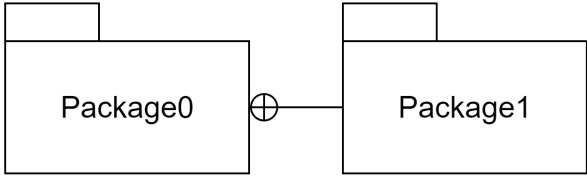
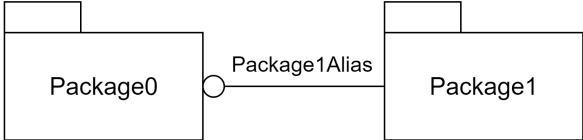
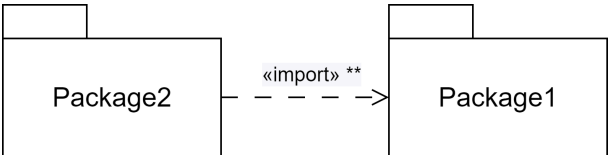
In addition to packages, all kinds of SysML *definitions* and *usages* are also namespaces (see [7.6](#) and following subclauses). All rules discussed generically for namespaces in this subclause [7.5](#) apply generically to packages, definitions and usages (even though the examples in this subclause are given using packages).

In general, an element may have different names in different namespaces, and the same name may identify different elements relative to different namespaces. Therefore, to unambiguously identify an element by name, the element name must be *qualified* by the namespace relative to which the element name is to be resolved. Such a *qualified name* is notated by specifying a name to identify the namespace, followed by the symbol `::`, followed by the element name. Since the namespace name may also be qualified, a qualified name is most generally a sequence of *segment names* separated by `::` punctuation, of which all but the last must identify namespaces. An *unqualified name* can be considered the degenerate case of a qualified name with just one element name in its sequence, for which the namespace to be used is implicit.

Note that qualified names do not appear in the abstract syntax. Instead, the abstract syntax representation contains actual references to the identified elements. *Name resolution* is the process of determining the element that is identified by a qualified name. An unqualified name used within the body of a namespace is resolved in the context of that namespace and, potentially, other namespaces in which the first namespace is lexically nested, taking into account imported (see [7.5.3](#)) and inherited (see [7.6](#)) memberships. A qualified name with more than one segment is resolved by recursively resolving the name of the qualifying namespace and then resolving the element name in that context. The full name resolution process is specified in [KerML, 8.2.3.5].

Table 3. Packages – Representative Notation

Element	Graphical Notation	Textual Notation
Package (name in body)		<pre>package Package1;</pre>
Package (name in tab)		<pre>package Package1;</pre>
Package with owned package		<pre>package Package1 { package Package2; }</pre>
Package with owned members		<pre>package Package1 { package Package 2; part def Part2; part part2 : Part2; }</pre>
Package with alias member (unowned)		<pre>package Package1 { package Package2; alias Package2Alias for Package2; }</pre>

Element	Graphical Notation	Textual Notation
Package with alias member (unowned)		<pre>package Package1 { package Package2; alias Package2Alias for Package2; }</pre>
Package with imported package (nested notation)		<pre>package Package1 { import Package2::*; private import Package3::*; }</pre>
Membership (owned member)		<pre>package Package0 { package Package1; }</pre>
Membership (unowned member with alias name)		<pre>package Package0 { package Package1; alias Package1Alias for Package1; }</pre>
Import (recursive) Note: - no star is element import - single star is package import (content of package) - double star is recursive including outer package		<pre>package Package2 { import Package0::Package1::*; }</pre>

Element	Graphical Notation	Textual Notation
Package with compartment		<pre>package Package1 { /* members */ }</pre>
Package with members compartment		<pre>package Package1 { part def PartDef1; part def PartDef2; part part1 : PartDef1; part part2 : PartDef2; }</pre>

7.5.2 Owned Members and Aliases

A package is declared using the keyword **package**, with the *owned members* of the package listed in its body.

```
package Configurations {
    attribute def ConfigEntry {
        attribute key: String;
        attribute value: String;
    }
    item ConfigData {
        attribute entries[*]: ConfigEntry;
    }
}
```

In general, declaring an element within the body of a namespace denotes that the element is an owned member of the namespace—that is, that there is an *owning membership* relationship between the namespace and the member element. The *visibility* of the membership can be specified by placing one of the keywords **public**, **protected** or **private** before the public element declaration. If the membership is **public** (the default), then it is visible outside of the namespace. If it is **private**, then it is not visible. For namespaces other than definitions and usages, **protected** visibility is equivalent to **private**. For definitions and usages, **protected** visibility has a special meaning relating to member inheritance (see [7.6](#)).

```
package P {
    public part def A;
    private attribute def B;
    part a : A; // public by default
}
```

An *alias* for an element is a non-owning membership of the element in a namespace, which may or may not be the same namespace that owns the element. An alias name or short name is determined only relative to its membership in the namespace, and can therefore be different than the name or short name defined on the element itself. Note that the same element may be related to a namespace by multiple alias memberships, allowing the element to have multiple, different names relative to that namespace.

An alias is declared using the keyword **alias** followed by the alias short name and/or name, with a qualified name identifying the element given after the keyword **for**. An alias declaration may also optionally have a body containing annotating elements for the alias (see [8.2.2.4.1](#)). The visibility of the alias membership can be specified as for an owned member.

```
package P1 {
  item A;
  item B;
  alias <C> CCC for B {
    doc /* Documentation of the alias. */
  }
  private alias D for B;
}
```

A comment (see [7.4](#)), including documentation, declared within a namespace body also becomes an owned member of the namespace. If no annotated elements are specified for the comment (with an **about** clause), then, by default, the comment is considered to be about the containing namespace.

```
package P9 {
  item A;
  comment Comment1 about A
    /* This is a comment about item A. */

  comment Comment 2
    /* This is a comment about package P9. */

  /* This is also a comment about package P9. */

  doc P9_Doc
    /* This is documentation about package P9. */
}
```

7.5.3 Imports

An owned *import* of a Namespace is denoted using the keyword **import** followed by a qualified name, optionally suffixed by "::<*" and/or "::<**".

If the qualified name in an **import** does *not* have any suffix, then this specifies a *membership import* whose imported membership is identified by the qualified name. Such an import results in the identified membership becoming an *imported membership* of the namespace owning the import. That is, the member element of this membership becomes an *imported member* of the importing namespace. Note that the imported membership may be an alias membership (see [7.5.2](#)), in which case the element is imported with that alias name.

```
package P2 {
  import P1::A;
  import P1::C; // Imported with name "C".
  package Q {
    import C; // "C" is re-imported from P2 into Q.
  }
}
```

If the qualified name in an **import** is further suffixed by "::<**", then then this specifies a *namespace import* in which the qualified name identifies the *imported namespace*. In this case, all visible memberships of the imported namespace of the import become imported memberships of the importing namespace.

```
package P3 {
  // Memberships A, B and C are all imported from P1.
}
```

```

    import P1::*;
}

```

If the declaration of either a membership or namespace import is further suffixed by " : : **", then the import is *recursive*. Such an import is equivalent to importing memberships as described above for either an imported membership or namespace, followed by further recursively importing from each imported member that is itself a namespace.

```

package P4 {
    item A;
    item B;
    package Q {
        item C;
    }
}
package P5 {
    import P4::*;
    // The above recursive import is equivalent to all
    // of the following taken together:
    //     import P4;
    //     import P4::*;
    //     import P4::Q::*;
}
package P6 {
    import P4::*::*;
    // The above recursive import is equivalent to all
    // of the following taken together:
    //     import P4::*;
    //     import P4::Q::*;
    // (Note that P4 itself is not imported.)
}

```

The *visibility* of an import can be specified by placing the keyword **public** or **private** before the import declaration. If the import is **public** (the default), then all the imported memberships become public for the importing namespace. If import is **private**, then the imported memberships become private relative to the importing namespace. An import declaration may also optionally have a body containing annotating element owned by the import (see [8.2.2.4.1](#)).

```

package P7 {
    public import P1::A {
        /* The imported membership is visible outside P7. */
    }

    private import P4::* {
        doc /* None of the imported memberships are visible
           * outside of P7. */
    }
}

```

7.5.4 Import Filtering

A package may also contain *filter conditions* that filter the imports for the package. A filter condition is a Boolean-valued, model-level evaluable expression (see [KerML. 7.4.9]) declared using the keyword **filter** followed by a Boolean-valued, model-level evaluable expression (see [KerML. 7.4.9]). The filter conditions of a package are evaluated on the member elements of all memberships that are potentially to be imported into the package (see [7.5.3](#)). Only those memberships that for which all the filter conditions evaluate to true are actually imported.

Filter conditions can, for example, be used to select which elements to import into a package based on *metadata* applied to those elements (see also [7.26](#) on metadata).

```
package ApprovalMetadata {
  metadata def Approval {
    attribute approved : Boolean;
    attribute approver : String;
    attribute level : Natural;
  }
  ...
}

package DesignModel {
  import ApprovalMetadata::*;
  part System {
    @Approval {
      approved = true;
      approver = "John Smith";
      level = 2;
    }
  }
  ...
}

package UpperLevelApprovals {
  // This package imports all direct or indirect members
  // of the DesignModel package that have been approved
  // at a level greater than 1.
  import DesignModel::*;
  filter @ApprovalMetadata::Approval and
    ApprovalMetadata::Approval::approved and
    ApprovalMetadata::Approval::level > 1;
}
```

Note that a filter condition in a package will filter *all* imports of that package. That is why full qualification is used for `ApprovalMetadata::Approval` in the example above, since an imported element of the `ApprovalMetadata` package would be filtered out by the very filter condition in which the elements are intended to be used. This may be avoided by combining one or more filter conditions with a *specific* import in a *filter import* declaration.

A filter import includes one or more filter conditions in the import declaration, listed after the imported membership or namespace specification, each surrounded by square brackets [...]. For such a filtered import, memberships are imported, from that specific import, if and only if they satisfy all the given filter conditions.

```
package P8 {
  import Annotations::*;

  // Only import elements of NA that are annotated as Approved.
  import NA::*[@Approved];
}

package UpperLevelApprovals {
  // Recursively import all annotation data types and all
  // features of those types.
  import ApprovalMetadata::*;

  // The filter condition for this import applies only to
  // elements imported from the DesignModel package.
}
```

```

    import DesignModel::*[@Approval and approved and level > 1];
}

```

The SysML package from the Systems Model Library (see [9.2.21](#)) contains a complete model of the SysML abstract syntax represented in SysML itself, and it publicly imports the KerML package from the Kernel Library containing the Kernel abstract syntax model (see [KerML, 9.2.17]). When a filter condition is evaluated on an element, abstract syntax metadata for the element can be tested as if the element had an implicit metadata usage (see [7.26](#)) defined by the definition from the SysML package corresponding to the abstract syntax metaclass of the element.

```

package PackageApprovals {
    import ApprovalMetadata::*;
    import SysML::*;

    // This imports all part definitions from the DesignModel that have
    // at least one owned part usage and have been marked as approved.
    import DesignModel::*[@PartDefinition and
        @PartDefinition::ownedPart != null and
        @Approval and
        Approval::approved];
}

```

Note. Namespaces other than packages cannot have filter conditions (except for their special use in view definitions and usages – see [7.25](#)). However, any kind of namespaces may have filtered imports.

7.5.5 Root Namespaces

A *root namespace* is a namespace that has no owner. The owned members of a root namespace are known as *top-level elements*. Any element that is not a root namespace has an owner and, therefore, must be in the ownership tree of a top-level element of some root namespace.

The declaration of a root namespace is implicit and no identification of it is provided in the SysML notation. Instead, the content of a root namespace is given simply by the list of its top-level elements. For the purposes of model interchange (see [KerML, Clause 10]), a single *project* may contain one or more root namespace, though there is no syntax for defining a project in the SysML syntax.

```

doc /* This is a model notated in SysML textual notation. */
item def I;
attribute def A;
item i: I;
package P;

```

While a root namespace has no explicit owner, it is considered to be within the scope of a single *global namespace*. This global namespace may contain several root namespaces (such as those being managed as a project), and always contains at least all of the KerML and SysML model libraries (see [KerML, Clause 9] and [Clause 9](#)). Any root namespace within the global namespace may refer to the name of a top-level element of any other root namespace using an unqualified name (since root namespaces are themselves never named).

7.6 Definition and Usage

7.6.1 Definition and Usage Overview

[SYSML2-333](#): Incomplete textual notation in example "Variants Compartment"

[SYSML2-330](#): Incorrect entry name representative notation

[SYSML2-332](#): Incorrect example "Variant Membership"

[SYSML2-334: Incorrect example "Relationships Compartment"](#)
[SYSML2-331: Incomplete textual notation in example "Subsetting"](#)

Metamodel references:

- [Textual notation, 8.2.2.6](#)
- [Graphical notation, 8.2.3.6](#)
- [Abstract syntax, 8.3.6](#)
- [Semantics, 8.4.2](#)

Definitions and Usages

The modeling capabilities of SysML facilitate reuse in different contexts. Definition and usage elements provide a consistent foundation for many SysML language constructs to provide this capability, including attributes, occurrences, items, parts, ports, connections, interfaces, allocations, actions, states, calculations, constraints, requirements, concerns, cases, analysis cases, verification cases, use cases, views, viewpoints and renderings.

In general, a *definition* element classifies a certain kind of element (e.g., a classification of attributes, parts, actions, etc.). A *usage* element is a usage of a definition element in a certain context. A usage must always be defined by at least one definition element that corresponds to its usage kind. For example, a part usage is defined by a part definition, and an action usage is defined by an action definition. If no definition is specified explicitly, then the usage is defined implicitly by the most general definition of the appropriate kind from the Systems Library (see [9.2](#)). For example, a part usage is implicitly defined by the most general part definition `Part` from the model library package `Parts`.

Features

A definition may have owned usage elements nested in it, referred to as its *features*. A usage may also have nested usage elements as features. In this case, the context for the nested usages is the containing usage. A simple example is illustrated by a parts tree that is defined by a hierarchy of part usages. A `Vehicle` usage defined by `Vehicle` could contain part usages for `engine`, `transmission`, `frontAxle`, and `rearAxle`. Each part usage has its own (implicit or explicit) part definition.

A feature relates instances of its featuring definition or usage to instances of its definition. For example, a *mass* feature with definition `MassValue`, featured by the definition `Vehicle`, relates each specific instance of `Vehicle` to the specific `MassValue` for that vehicle, known as the *value* of the *mass* feature of the vehicle.

A usage can also be contained directly in an owning package. In this case, the usage element is considered to be an implicit feature of the most general kernel type `Anything`. That is, a package-level usage is essentially a generic feature that can be applied in any context, or further specialized in specific contexts (as described under [Specialization](#) below).

A usage may have a *multiplicity* that constrains its cardinality, that is, the allowed number of values it may have for any instance of its featuring definition or usage. The multiplicity is specified as a range, giving the lower and upper bound expressions that are evaluated to determine the lower and upper bounds of the specified range. The bounds must be natural numbers. The lower bound must be finite, but the upper bound may also have the infinite value `*`. An upper bound value of `*` indicates that the range is unbounded, that is, it includes all numbers greater than or equal to the lower bound value. If a lower bound is not given, then the lower bound is taken to be the same as the upper bound, unless the upper bound is `*`, in which case the lower bound is taken to be 0. For example, a `Vehicle` definition could include a usage element called `wheels` with multiplicity 4, meaning each `Vehicle` has exactly four wheels. A less restrictive constraint, such as a multiplicity of 4..8, means each `Vehicle` can have 4 to 8 wheels.

A usage may be *referential* or *composite*. A referential usage represents a simple reference between a featuring instance and one or more values. A composite usage, on the other hand, indicates that the related instance is integral

to the structure of the containing instance. As such, if the containing instance is destroyed, then any instances related to it by composite usages are also destroyed. For example, a `Vehicle` would have a composite usage of its `wheels`, but only a referential usage of the `road` on which it is driving.

Note. The concept of composition only applies to occurrences that exist over time and can be created and destroyed (see 7.9). Attribute usages are always referential and any nested features of attributes definitions and usages are also always referential (see 7.7).

Specialization

Definition and usage elements can be specialized using several different kinds of *specialization* relationships.

A definition is specialized using the *subclassification* relationship. The specialized definition inherits the features of the more general definition element and can add other features. For example, if `Vehicle` has a feature called `fuel`, that is defined by `Fuel`, and `Truck` is a specialized kind of `Vehicle`, then `Truck` inherits the feature `fuel`. An inherited feature can be subsetted or redefined as described below. The `Truck` definition can also add its own features such as `cargoSize`.

A definition can specialize more than one other definition, in which case the definition inherits the features from each of the definitions it specializes. All inherited features must have names that are distinct from each other and any owned features of the specializing definition. Name conflicts can be resolved by redefining one or more of the otherwise conflicting inherited features (see below).

A usage inherits the features from its definition in the same way that a specialized definition inherits from a more general definition element. For example, if a part usage `vehicle` is defined by a part definition `Vehicle`, and `Vehicle` has a `mass` defined by `MassValue`, then `vehicle` inherits the feature `mass`. In some cases, a usage may have more than one definition element, in which case the usage inherits the features from each of its definition elements, with the same rules for conflicting names as described above for subclassification. A usage can also add its own features, and subset or redefine its inherited features. This enables each usage to be modified for its context.

A usage can be specialized using the *subsetting* relationship. A subsetting usage has a subset of the values of the subsetted usage. The subsetting usage may further constrain its definition and multiplicity. For the example above, `Truck` inherits the feature `wheels` with multiplicity 4..8 from `Vehicle`. The part usage `truck` further inherits `wheels` with multiplicity 4..8 from `Truck`. The part usage `truck` can subset `wheels` by defining `frontLeftWheel`, `frontRightWheel`, `rearLeftwheel1`, and `rearRightWheel1`, each with multiplicity 1..1, together giving the minimum total multiplicity of 4. The `truck` usage can then define additional subsets of `wheels`, such as `rearLeftwheel2`, and `rearRightwheel2`, with multiplicity 0..1, indicating they are optional.

Redefinition is a kind of subsetting. While, in general, a subsetting usage is an additional feature to the subsetted usage, a redefining usage *replaces* the redefined usage in the context of redefining usage. For the example above, `Vehicle` contains a feature called `fuel` that is defined by `Fuel`. `Truck` inherits `fuel` from `Vehicle`. The part usage `truck` would then normally inherit `fuel` as defined by `Fuel` from `Truck`. However, `truck` can instead redefine `fuel` to restrict its definition to `DieselFuel`, a subclassification of `Fuel`. In this case, the new redefining feature replaces the `fuel` feature that would otherwise be inherited, meaning that the `fuel` of the `truck` part must be defined by `DieselFuel`.

A usage, particularly one with nested usages, can be reused by subsetting it. For example, subsetting the part usage `vehicle` is analogous to specializing the part definition `Vehicle`. Suppose `vehicle1` is a part usage that subsets `vehicle`, with the parts-tree decomposition described above. This enables `vehicle1` to inherit the features and structure of `vehicle`. The part usage `vehicle1` can be further specialized by adding other part usages to it, such as a `body` and `chassis`, and it can redefine parts from `vehicle` as needed. For example, `vehicle1` may redefine `engine` to be a 4-cylinder `engine`. The original part `vehicle` remains unchanged, but `vehicle1` is a unique

design configuration that specializes `vehicle`. Other part usages, such as `vehicle2`, could be created in a similar way to represent other design configurations.

Note. If the part definition `Vehicle` is modified, the modification will propagate down through the specializations described above. However, it is expected that if `Vehicle` is baselined in a configuration management tool, then a change to `Vehicle` is a new revision, and it is up to the modelers to determine whether to retain the previous version of `Vehicle` or move to the next revision.

Variability

Variation and *variant* are used to model variability typically associated with a family of design configurations. A variation (sometimes referred to as a *variation point*) identifies an element in a model that can vary from one design configuration to another. One example of a variation is an engine in a vehicle. For each variation, there are design choices called variants. For this example, where the *engine* feature is designated as a point of variation, the design choices are a 4-cylinder engine variant or a 6-cylinder engine variant.

Variation can apply to any kind of definition or usage in the model (except for enumeration, see [7.8](#)). The variation element then specifies all possible variants (i.e., choices) for that variation point. For example, the specified variants for the engine variation are the 4-cylinder engine and the 6-cylinder engine.

Variants are usage elements. If the containing variation is a definition, then each of its variants is implicitly defined by the variation definition. If the containing variation is a usage, then each of its variants implicitly subsets the variation usage. For example, the 4-cylinder engine and the 6-cylinder engine are subsets of all possible engines.

Variations can be nested within other variations, to any level of nesting. For example, the 6-cylinder engine variant may in turn contain cylinders with a variation for bore diameter that includes variants for small-bore diameter and large-bore diameter. Alternatively, the bore diameter variation could be applied more generally to the cylinder of engine, enabling both the 4-cylinder engine and the 6-cylinder engine to have this variation point.

A model with variability can be quite complex since the variation can extend to many other aspects of the model including its structure, behavior, requirements, analysis, and verification. Also, the selection of a particular variant often impacts many other design choices that include other parts, connections, actions, states, and attributes. Constraints can be used to constrain the available choices for a given variant. For example, the choice of a 6-cylinder engine may constrain the choice of transmission to be an automatic transmission, whereas the choice of a 4-cylinder engine may allow for both an automatic transmission or a manual transmission.

Variations and variants are used to construct a model that is sometimes referred to as a superset model, which includes the variants to configure all possible design configurations. A particular configuration is selected by selecting a variant for each variation. SysML provides validation rules that can evaluate whether a particular configuration is a valid configuration based on the choices and constraints provided in the superset model. Variability modeling in SysML can augment other external variability modeling applications, which provide robust capabilities for managing variability across multiple kinds of models such as CAD, CAE, and analysis models, and auto-generating the variant design configurations based on the selections.

Note. The approach to variability modeling in SysML is intended to align with industry standards such as *ISO/IEC 26580:2021 Software and systems engineering — Methods and tools for the feature-based approach to software and systems product line engineering*.

Graphical Compartments

The graphical notation for a definition or usage may include one or more *compartments*, which show member elements (if any) using textual or graphical notation. In the graphical symbols in all Representative Notation tables in [Clause 7](#), the term *compartment stack* is a placeholder for any valid compartment for the model element.

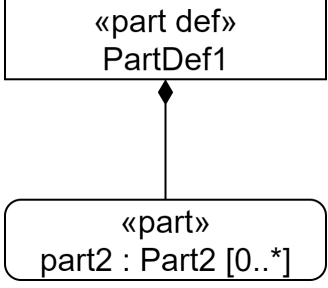
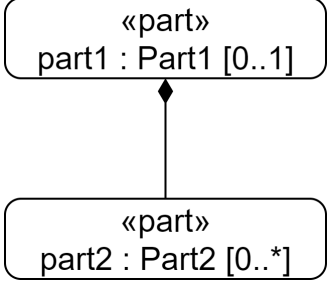
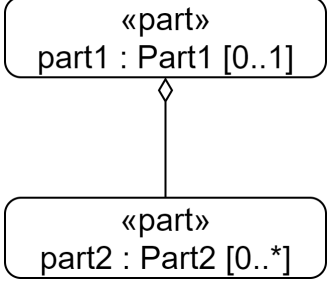
Table 4. Definition and Usage – Representative Notation

Element	Graphical Notation	Textual Notation
Name Compartment - Definition (without and with short name)	<div style="border: 1px solid black; padding: 5px; width: fit-content; margin: 5px auto;"> «part def» PartDef1 </div> <div style="border: 1px solid black; padding: 5px; width: fit-content; margin: 5px auto;"> «part def» <PD2> PartDef2 </div>	<pre>part def PartDef1; part def <PD2> PartDef2;</pre>
Name Compartment - Definition	<div style="border: 1px solid black; padding: 10px; width: fit-content; margin: 5px auto;"> «part def» PartDef1 :> PartDef0 «alias» P::PartDefAlias1, Q::PartDefAlias2 </div>	<pre>abstract part def PartDef1 :> PartDef0; package P { alias PartDefAlias1 for PartDef1; } package Q { alias PartDefAlias2 for PartDef1; }</pre>
Name Compartment - Definition (qualified name)	<div style="border: 1px solid black; padding: 5px; width: fit-content; margin: 5px auto;"> «part def» Package1::Package2::PartDef3 </div>	<pre>package Package1 { package Package2 { part def PartDef3; } }</pre>
Name Compartment - Definition (abstract)	<div style="border: 1px solid black; padding: 5px; width: fit-content; margin: 5px auto;"> «abstract» «part def» <i>PartDef1</i> </div>	<pre>abstract part def PartDef1;</pre>
Name Compartment - Definition (variation)	<div style="border: 1px solid black; padding: 5px; width: fit-content; margin: 5px auto;"> «variation» «part def» PartDef1 </div>	<pre>variation part def PartDef1;</pre>
Name Compartment - Usage (without and with short name)	<div style="border: 1px solid black; border-radius: 10px; padding: 5px; width: fit-content; margin: 5px auto;"> «part» part1 : PartDef1 </div> <div style="border: 1px solid black; border-radius: 10px; padding: 5px; width: fit-content; margin: 5px auto;"> «part» <'p#2'> part2 : PartDef2 </div>	<pre>part part1 : PartDef1; part <'p#2'> part2 : PartDef2;</pre>

Element	Graphical Notation	Textual Notation
Name Compartment - Usage	<pre> «part» part1::part2::part3 : PartDef3 </pre>	<pre> part part1 { part part2 { part part3 : PartDef3; } } </pre>
Name Compartment - Usage (abstract)	<pre> «abstract» «part» part1 : PartDef1 «alias» P::partAlias1, Q::partAlias2 </pre>	<pre> abstract part part1 : PartDef1; package P { alias partAlias1 for part1; } package Q { alias partAlias2 for part1; } </pre>
Name Compartment - Usage (variation)	<pre> «variation» «part» part1 : PartDef1 </pre>	<pre> variation part part1 : PartDef1; </pre>
Name Compartment - Usage (variant)	<pre> «variant» «part» part1:PartDef1 </pre>	<pre> variant part part1 : PartDef1; </pre>
Name Compartment - Inherited Usage	<pre> «part» ^part1 : PartDef1 </pre>	No textual notation.
Name Compartment - Subsetted Usage	<pre> «part» part1S : PartDef1S [m] subsets part1 </pre>	<pre> part part1S : PartDef1S [m] subsets part1; </pre>
Name Compartment - Redefined Usage (with binding)	<pre> «part» part1R : PartDef1R[m] redefines part1 = part2 </pre>	<pre> part part1R : PartDef1R [m] redefines part1 = part2; </pre>

Element	Graphical Notation	Textual Notation
Subclassification		<pre> part def Part2 { attribute attribute1 : Attribute1; perform action action1 : Action1; } part def Part2S :> Part2 { attribute attribute2 : Attribute2; item item1 : Item1 [0..*]; } or part def Part2S specializes Part2 { ... } </pre>
Part defined by Part Definition		<pre> part def Part1 { attribute attribute1 : Attribute1; perform action action1 : Action1; } part part1 : Part1 { attribute attribute2 : Attribute2; part part2 : Part2 [0..*]; } or part part1 defined by Part1 { ... } </pre>

Element	Graphical Notation	Textual Notation
Subsetting		<pre> part part1 : Part1 { attribute attribute2 : Attribute2; part part2 : Part2 [0..*]; } part part1S :> part1 { attribute attribute3 : Attribute3; part part3 : Part3 [0..*]; } or part part1S subsets part1 { ... } </pre>
Redefinition		<pre> part part1 : Part1 [0..*] { part part2 : Part2 [0..*]; } part part1S : Part1S [1] :> part1 { part part2R : Part2R :>> part2; } or part part1S : Part1S [1] subsets part1 { part part2R : Part2R redefines part2; } </pre>

Element	Graphical Notation	Textual Notation
Feature Membership (isComposite=true)		<pre> part def PartDef1 { part part2 : Part2 [0..*]; } </pre>
Feature Membership (isComposite=true)		<pre> part part1 : Part1 [0..1] { part part2 : Part2 [0..*]; } </pre>
Feature Membership (isComposite=false)		<pre> part part1 : Part1 [0..1] { ref part part2 : Part2 [0..*]; } </pre>

Element	Graphical Notation	Textual Notation
Variant Membership		<pre> variation part part1 : Part1 { variant part part1a : Part1a; variant part part1b : Part1b; } </pre>
Variants Compartment		<pre> variation item itemChoice : ItemDef { variant part1; variant item1; } or variation item itemChoice : ItemDef { variant part references part1; variant item references item1; } or variation item itemChoice : ItemDef { variant part part1 : Part1; variant item item1 : Item1; } </pre>

Element	Graphical Notation	Textual Notation
Variant Parts Compartment	<pre> variant parts part1 : PartDef1 part2 : PartDef2 ... </pre>	<pre> variation part partChoice : PartDef { variant part part1 : PartDef1; variant part part2 : PartDef2; } </pre>
Relationships Compartment	<pre> relationships defines part2 specializes PartDef1 ... </pre> <pre> relationships defined by PartDef2 subsets part1 connect to part3 ... </pre>	<pre> part def PartDef1; part def PartDef2 :> PartDef1; part part1 : PartDef1; part part2 : PartDef2 :> part1; connect part2 to part3; part part3; </pre>

7.6.2 Definitions

There is a basic common notation for all kinds of definitions, as described here in subclause 7.6, with additional special notations for certain kinds of definitions described in the later subclauses specifically related to those kinds of definitions. As a kind of Namespace (see 7.5), the representation of a definition includes a *declaration* and a *body*.

A definition is declared using a keyword specific to the kind of definition (e.g., **item**, **part**, **action**, etc.) followed by the keyword **def**. One or more owned subclassifications may also optionally be included in the declaration of a definition by giving a comma-separated list of qualified names of the general definitions after the keyword **specializes** (or the symbol **>**). A definition is specified as *abstract* by placing the keyword **abstract** before its kind keyword.

```

abstract part def Vehicle;
part def Automobile specializes Vehicle;
part def Truck > Vehicle;

```

A definition that is not abstract is called a *concrete* definition. Declaring a definition to be abstract means that all instances of the definition must also be instances of at least one concrete definition or usage that directly or indirectly specializes the abstract definition.

The body of a definition is specified generically as for any namespace. In the textual notation, this is done by listing the members and imports between curly braces `{... }` (see 7.5), or alternatively by a semicolon `;` if the definition has no members or imports. Usages declared within the body of a definition are owned usages that specify *features* of the Definition.

```

item def Super {
  private package N {

```

```

        item def Sub specializes Super;
    }
    item f : N::Sub;
}

```

7.6.3 Usages

[SYSML2-254](#): Redundant numbered list in language description of usage

There is a basic common notation for all kinds of usages, as described here in subclause 7.6, with additional special notations for certain kinds of usage described in the later subclauses specifically related to those kinds of usages. As a kind of namespace (see 7.5), the representation of a usage includes a *declaration* and a *body*.

A usage is declared using a keyword specific to the kind of usage (e.g., **item**, **part**, **action**, etc.). One or more owned specializations may also optionally be included in the declaration of a usage. There are three kinds of specializations relevant to usages:

1. *Feature typings* specify the definitions of a usage (also known as its *types*). Textually, they are declared by giving a comma-separated list of the qualified names of the definition elements after the keyword **defined by** (or the symbol **:**). The definitions given must be consistent with the kind of usage being defined.
2. *Subsettings* specify other usages subsetted by the owning usage. Textually, they are declared by giving a comma-separated list of the qualified names of the subsetted usages after the keyword **subsets** (or the symbol **:>**).
3. *Redefinitions* specify other usages redefined by the owning usage. Textually, they are declared by giving a comma-separated list of the qualified names of the redefined usages after the keyword **redefines** (or the symbol **::>**). (Note that redefinition is a kind of subsetting, so the owned redefinitions of a usage will be a subset of the owned subsettings in the abstract syntax.)

```

item x : A, B :> f :>> g;

// Equivalent declaration:
item x defined by A defined by B subsets f redefines g;

```

The *multiplicity* of a usage can be given in square brackets [...] after the name part of the declaration of a usage (if it is named) or after one of the owned specialization clauses in the declaration (but, in all cases, only one multiplicity may be specified). (This allows for a notation style consistent with previous modeling languages, in which the multiplicity is always placed after the declared type.)

A *multiplicity range* is written in the form [*lowerBound*.*upperBound*], where each of *lowerBound* and *upperBound* is either a literal or the identification of a usage. Literals can be used to specify a multiplicity range with fixed lower and/or upper bounds. The values of the bounds of a multiplicity range must be natural numbers. If only a single bound is given, then the value of that bound is used as both the lower and upper bound of the range, unless the result is the infinite value *, in which case the lower bound is taken to be 0. If two bounds are given, and the value of the first bound is *, then the meaning of the multiplicity range is not defined.

```

item def Person {
    ref item parent[2] : Person;
    ref item mother : Person[1..1] subsets parent;
    attribute numberOfChildren : Natural;
    ref item children[0..numberOfChildren] : Person;
}
item def ChildlessPerson specializes Person {
    ref item redefines children[0];
}

```


A multiplicity may be optionally followed by one or both of the following keywords (in either order), or they can be used without giving an explicit multiplicity, at any place in the declaration a multiplicity would be allowed.

- **nonunique** – If a usage is *non-unique*, then the same value may appear more than once as a value of the usage. The default is that the usage is *unique*, meaning that no two values of the usage may be the same.
- **ordered** – If a usage is *ordered*, then the values of the usage can be placed in order, indexed from 1 to the number of values. The default is that the feature is *unordered*.

If a multiplicity is not declared for a usage, then the usage inherits the multiplicity constraints of any other usages it subsets or redefines. If no tighter constraint is inherited, the effective default is the most general multiplicity [0..*]. However, a tighter default of [1..1] is implicitly declared for the usage if all of the following conditions hold:

1. The usage is an attribute usage, an item usage (including a part usage, except if it is a connection usage), or a port usage.
2. The usage is owned by a definition or another usage (not a package).
3. The usage does not have any *explicit* owned subsettings or owned redefinitions.

There are a number of additional properties of a usage that can be flagged by adding specific keywords to its declaration. If present these are always specified in the following order, before the kind keyword in the usage declaration.

1. **in, out, inout** – Specifies a *directed usage* with the indicated *direction*, which determines what things are allowed to change its values relative to its featuring instance.
 - **in** – Things "outside" the featuring instance. These usages identify things input to an instance.
 - **out** – The featuring instance itself or things "inside" it. These usages identify things output by an instance.
 - **inout** – Both things "outside" and "inside" the featuring instance. These usages identify things that are both input to and output by an instance.
2. **abstract** – Specifies that the usage is *abstract*. A usage that is not abstract is called a *concrete* usage. Similarly to an abstract definition (see [7.6.2](#)), declaring a usage to be abstract means that any value of the usage must also be a value of some concrete usage that directly or indirectly specializes (subsets or redefines) the abstract usage.
3. **readonly** – Specifies that the usage is *read only*. Values of read only usage are the same during the entire existence of that featuring instance.
4. **derived** – Specifies that the usage is *derived*. Such a feature is typically expected to have a bound value expression that completely determines its value at all times (see also [7.13.3](#) on binding a usage to a value).
5. **end** – Specifies that the usage is an *end feature* of its owning definition or usage. See [9.2.6](#) for further discussion on end features of connection definitions and usages.
6. **ref** – Specifies that the usage is *referential*. A usage that is not referential is *composite*. Values of a composite usage, for each featuring instance, cannot exist after the featuring instance ceases to exist. This only applies to values at the time the instance goes out of existence, not to other things that may have been values of the usage before that, but are not any longer. (Note also that a directed usage is always referential, whether or not the keyword **ref** is also given explicitly in its declaration.)

```
abstract part def Container {
    abstract ref item content;
}
part def Tank :> Container {
    in item fuelFlow : Fuel;
    ref item fuel : Fuel :>> content;
}
```

The body of a usage is specified generically as for any namespace. In the textual notation, this is done by listing the members and imports between curly braces {... } (see [7.5](#)), or alternatively by a semicolon ; if it has no members or imports. Usages declared within the body of another Usage are owned (*nested*) usages that specify *features* of the owning usage.

```

part vehicle : Vehicle {
  part wheelAssembly[2] {
    part axle : Axle;
    part wheel : Wheel;
  }
}

```

7.6.4 Reference Usages

A *reference usage* is a usage that is declared without any kind keyword. Unlike other kinds of usages, the definitions (types) of a reference usage are not restricted to be of a particular kind. The declaration of a reference usage may, but is not required, to include the **ref** keyword. However, a reference usage is always, by definition, referential. A reference usage is otherwise declared like any other usage, as given above.

```

abstract part def Container {
  abstract ref content : Base::Anything;
}
part def OrderedContainer {
  // By default, the following is a reference usage.
  orderedContent ordered :>> content;
}

```

7.6.5 Effective Names

If a name and/or short name are declared for an element, these are used in the name resolution process to identify the element (as discussed in [7.6.1](#)). However, if neither a name or a short name are given in the declaration of a usage with an owned redefinition, then its *effective* name and short name are implicitly determined by the name and short name of the redefining usage of its first owned redefinition (which may itself be an implicit name, if the redefined usage is itself a redefining usage). This is useful when redefining a usage in order to constrain it, while maintaining the same naming as for the original usage.

```

part def Engine {
  part cylinders : Cylinder[2..*];
}
part def FourCylinderEngine :> Engine {
  // This redefines Engine::cylinders with a
  // new usage, restricting the multiplicity
  // to 4. It's declared name is empty,
  // but its effective name is "cylinders".
  part redefines cylinders[4];
}
part def SixCylinderEngine :> Engine {
  part redefines cylinders[6];
}

```

Certain other kinds of usages (such as perform action usages) specify an alternate effective name rule, as described in the subclauses relevant to those usages (e.g., [7.16.6](#) describes the rule for perform action usages).

7.6.6 Feature Chains

A *feature chain* is a textual notation specified as a sequence of two or more qualified names separated by dot (.) symbols. Each qualified name in a feature chain must resolve to a Usage (or, more generally, a KerML Feature). The first qualified name in a feature chain is resolved in the local namespace as usual (see [7.6.1](#)). Subsequent qualified names are then be resolved using the previously resolved usage (feature) as the context namespace, but considering only public memberships.

A feature chain is similar to a qualified name but, unlike a qualified name, the path of usages (features) in the chain is recorded in the abstract syntax, not just the reference to the final usages. This means that different paths to the same usage can be distinguished in the abstract syntax representation of a model. Feature chains can be used to specify the target for most kinds of relationships involving usages, including subsetting and redefinition. However, their use is particularly important when specifying the related features of a connection usage that are more deeply nested than the connection usage itself (see [7.13](#)). (See also [KerML, 7.3.4.6].)

```
item uncles subsets parents.siblings;
item cousins redefines parents.siblings.children;
connect vehicle.wheelAssembly.wheels to vehicle.road;
```

In general, when a textual notation is described as including the *identification* of a usage, this can be done by using either a qualified name or a feature chain.

7.6.7 Variations and Variants

A definition or usage is specified as a *variation* by placing the keyword **variation** before its kind keyword. A variation is always abstract, so the **abstract** keyword is not used on a variation.

All usages declared within the body of a variation definition or usage are declared as *variant* usages by placing the keyword **variant** at the beginning of their declarations. Variant usages may only be declared within a variation. The kind of a variant usage must be consistent with the kind of its owning variation.

```
variation part def TransmissionChoices :> Transmission {
    variant part manual : ManualTransmission;
    variant part automatic : AutomaticTransmission;
}
```

A non-variant usage can also be declared to act as a variant of a variation by not including a kind keyword in the variant declaration and, instead, following the **variant** keyword with the identification of a separately declared usage. Such a variant declaration may also optionally further constrain the variant usage by including a multiplicity and/or further specializations.

```
// These are non-variant usages.
part smallEngine : FourCylinderEngine;
part bigEngine : SixCylinderEngine;

part def Vehicle {
    variation part engine : Engine {
        // These are variant usages within the variation part "engine",
        // based on the referenced non-variant usages.
        variant smallEngine;
        variant bigEngine;
    }
}
```

7.6.8 Implicit Specialization

The meaning or *semantics* of a definition is given by what things it classifies relative to the system being modeled. Specific kinds of definitions are already restricted to classifying specific kinds of things. E.g., an attribute definition classifies attributive values, a part definition classifies systems and parts of systems, etc.

The Systems Model Library (see [9.2](#)), which is based on the KerML Kernel Semantic Library (see [KerML, 9.2]) is a set of *ontological* SysML models that define the basic kinds of things relevant for systems modeling. The semantics of definition elements in SysML is given by requiring that each such element (directly or indirectly) specialize the corresponding *base definition* from the Systems Model Library (or base classifier from the Kernel Semantic Library) corresponding to its kind.

At the highest level, every definition element must directly or indirectly specialize the most general classifier `Anything` from the `Base` model in the Kernel Semantic Library (see [KerML, 9.2.2]). Specific kinds of definition then have more specific requirements for what more specific base definition they must specialize. For example, an attribute definition must specialize the base attribute definition `AttributeValue` from the `Attributes` model in the Systems Model Library, while a part definition must specialize the base part definition `Part` from the `Parts` model.

The Systems Model Library also includes a parallel hierarchy of *base usages* (or base features in the Kernel Semantic Library). So, every usage element must directly or indirectly specialize (subset) the most general feature *things* from the `Base` model in the Kernel Semantic Library. And specific kinds of usage then also have more specific requirements for what more specific base usage they must specialize. For example, an attribute usage must subset the base attribute usage `attributeValues` from the `Attributes` model in the Systems Model Library, while a part usage must subset the base part usage `parts` from the `Parts` model. In general, each base usage is defined by the corresponding base definition. E.g., the base usage `parts` is defined by the base definition `Part`, so that every part usage is ultimately a direct or indirect usage of `Part`.

These and other *semantic constraints* are fully described in [8.4](#). However, it is not generally necessary for a modeler to explicitly satisfy these constraints when constructing a model. Rather, the violation of a semantic constraint *implies* the need for a specific relationship, which may then be added to the model automatically by tooling (see also [KerML, 8.4.2]). In particular, if a definition or usage, as explicitly declared, does not directly or indirectly specialize the required base definition or usage, then the declaration is considered to include an *implicit* subclassification or subsetting of the appropriate base definition or usage.

```
attribute def A;           // Implicitly subclassifies Attributes::AttributeValue.
part def P {              // Implicitly subclassifies Parts::Part.
    ref x;                // Implicitly subsets Base::things.
    attribute a : A;     // Implicitly subsets Attributes::attributeValues.
    part p;              // Implicitly subsets Parts::parts.
    part q :> p;         // No implicit specialization.
}
part def Q :> P;         // No implicit specialization.
```

7.7 Attributes

7.7.1 Attributes Overview

Metamodel references:

- *Textual notation*, [8.2.2.7](#)
- *Graphical notation*, [8.2.3.7](#)
- *Abstract syntax*, [8.3.7](#)
- *Semantics*, [8.4.3](#)

An *attribute definition* defines a set of data values, such as numbers, quantitative values with units, qualitative values such as text strings, or data structures of such values. An *attribute usage* is a usage of an attribute definition. An attribute usage is always referential and any nested features of an attribute definition or usage must also be referential (see also [7.6](#) on referential and composite usages).

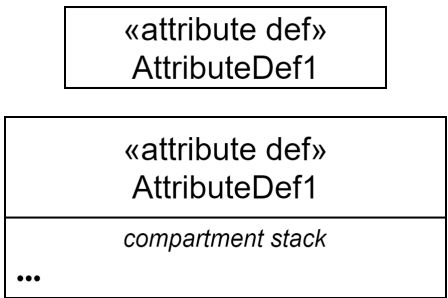
The data values of an attribute usage are constrained to be in the range specified by its definition. The range of data values for an attribute definition can be further restricted using constraints (see [7.19](#)). An enumeration definition is a specialized kind of attribute definition that further restricts the values of the data type to a discrete set of data values (see [7.8](#)).

Attribute usages can be defined by KerML data types as well as SysML attribute definitions. This allows them to be typed by primitive data types from the Kernel Data Type Library (see [KerML, 9.3]), such as `String`, `Boolean`, and numeric types including `Integer`, `Rational`, `Real` and `Complex`. The Kernel Data Type Library also includes basic structured data types for collections.

Attribute usages representing quantities with units are defined using the SysML Quantities and Units Domain Library or extensions of the elements in this library (see [9.8](#)). The library provides base attribute definitions for scalar, vector and tensor quantity values, along with other models that specify the full set of international standard quantity kinds and units. Fundamental to this approach is the principle that only the kind of unit (e.g., `MassUnit`, `LengthUnit`, `TimeUnit`, etc.) is associated with an attribute definition, while a specific unit (e.g., kg, m, s, etc.) is only given with an actual quantity value. This means that an attribute usage for a quantity value is independent of the specific units used, allowing for automatic conversion and interoperability between different units of the same kind (e.g., kilograms and pounds mass, meters and feet, etc.).

The values of an attribute usage are data values, whether primitive values like integers or structured values with nested attributes, that do not themselves change over time. However, the owner of an attribute usage may be an occurrence definition or usage (or a specialized kind of occurrence, such as an item, part or action). In this case, the value of the attribute usage may vary over the lifetime of its owning occurrence, in the sense that it can have different values at different points in time, reflecting the changing condition of the occurrence over time. (See also the discussion in [7.9](#).)

Table 5. Attributes – Representative Notation

Element	Graphical Notation	Textual Notation
Attribute Definition		<pre> attribute def AttributeDef1; attribute def AttributeDef1 { /* members */ } </pre>

Element	Graphical Notation	Textual Notation
Attribute		<pre>attribute attribute1 : AttributeDef1; attribute attribute1 : AttributeDef1 { /* members */ }</pre>
Attributes Compartment	<pre> <i>attributes</i> ^attribute2 : AttributeDef2 attribute1 : AttributeDef1 [1..*] ordered nonunique attribute3R : AttributeDef3R redefines attribute3 attribute4R : AttributeDef4R :>> attribute5 :>> attribute5 attribute6S : AttributeDef6S [m] subsets attribute6 attribute7S : AttributeDef7S [m] :> attribute7 attribute8 : AttributeDef8 = expression1 attribute10 : AttributeDef10 := expression2 /attribute12 readonly attribute13 abstract attribute14 ...</pre>	<pre>{ attribute attribute1 : AttributeDef1 [1..*] ordered nonunique; /* ... */ }</pre>

7.7.2 Attribute Definitions and Usages

An attribute definition is declared as described in [7.6.2](#), using the kind keyword **attribute**. An attribute definition may only specialize other attribute definitions (including enumeration definitions) or KerML data types (see [KerML, 7.4.2]). An attribute usage may be declared as described in [7.6.3](#), using the kind keyword **attribute**. An attribute usage may only be defined by attribute definitions or KerML data types. (See also [7.8](#) on enumeration definitions and enumeration usages.)

An attribute usage is always referential, whether or not the **ref** keyword (see [7.6.3](#)) is used explicitly in its declaration. The default multiplicity of an attribute usage is [1..1], under the conditions described in [7.6.3](#). In general, any kind of usage may be declared in the body of an attribute definition or attribute usage, but all such usages shall be referential. (There are further restrictions on what can be nested in an enumeration definition – see [7.8](#).)

```
attribute def SensorRecord {
  ref part sensor : Sensor;
  attribute reading : Real;
}
```

The base attribute definition is `AttributeValue` from the `Attributes` library model (see [9.2.2](#)), which is simply an alias for the data type `DataValue` from the `KerML Base` library model (see [KerML, 9.2.2]). The base attribute usage is `attributeValues` from the `Attributes` library model, which is simply an alias for the feature `dataValues` from the `KerML Base` library model.

7.8 Enumerations

7.8.1 Enumerations Overview

Metamodel references:

- *Textual notation*, [8.2.2.8](#)
- *Graphical notation*, [8.2.3.8](#)
- *Abstract syntax*, [8.3.8](#)
- *Semantics*, [8.4.4](#)

An enumeration definition is a kind of attribute definition (see [7.7](#)) whose instances are limited to specific set of *enumerated values*. An *enumeration usage* is an attribute usage that is required to have a single definition that is an enumeration definition.

An enumeration usage is restricted to only the set of enumerated values specified in its definition. Since an enumeration definition is a kind of attribute definition, it can also be used to define a regular attribute usage. Even if the attribute usage is not syntactically an enumeration usage, it is still semantically restricted to take on only the values allowed by its enumeration definition.

An enumeration definition can specialize an attribute definition that is not itself an enumeration definition. In this case, the enumerated values of the enumeration definition will be a subset of the attribute values of the specialized attribute definition. Which enumerated values correspond to which attribute values may be specified by binding the enumerated values to expressions that evaluate to the desired values of the specialized attributed definition (see also [7.13](#) on binding usages to values). In this case, the results of all the expressions must be distinct (typically they will just be literals).

For example, an enumeration definition `DiameterChoices` may specialize the attribute definition `LengthValue`. `DiameterChoices` may include literals that are equal to 60 mm, 80 mm, and 100 mm. An attribute usage called `cylinderDiameter` can be defined by `DiameterChoices`, and its value can equal one of the three enumerated values.

An enumeration definition may not contain anything other than the declaration of its enumerated values. However, if the enumeration definition specializes an attribute definition with nested usages, then those nested usages will be inherited by the enumeration definition, and they may be bound to specific values within each enumerated value of the enumeration definition.

An enumeration definition may not specialize another enumeration definition. This is because the semantics of specialization require that the set of instances classified by a definition be a subset of the instances of classified by any definition it specializes. The enumerated values defined in an enumeration definition, however, would *add* to the set of enumerated values allowed by any enumeration definition it specialized, which is inconsistent with the semantics of specialization.

Table 6. Enumerations – Representative Notation

Element	Graphical Notation	Textual Notation
Enumeration Definition	<div style="border: 1px solid black; padding: 5px; margin: 5px auto; width: fit-content;"> «enumeration def» EnumerationDef1 </div> <div style="border: 1px solid black; padding: 5px; margin: 5px auto; width: fit-content;"> «enumeration def» EnumerationDef1 </div> <div style="border: 1px solid black; padding: 5px; margin: 5px auto; width: fit-content;"> <i>compartment stack</i> ... </div>	<pre>enum def EnumerationDef1; enum def EnumerationDef1 { /* members */ }</pre>
Enums Compartment	<div style="border: 1px solid black; padding: 5px; margin: 5px auto; width: fit-content;"> <i>enums</i> enum1 enum2 ... </div>	<pre>enum def EnumerationDef1 { enum enum1; enum enum2; } or enum def EnumerationDef1 { enum1; enum2; }</pre>
Enums Compartment	<div style="border: 1px solid black; padding: 5px; margin: 5px auto; width: fit-content;"> <i>enums</i> = value1 [unit1] = value2 [unit2] ... </div>	<pre>enum def EnumerationDef1 { enum = value1 [unit1]; enum = value2 [unit2]; } or enum def EnumerationDef1 { = value1 [unit1]; = value2 [unit2]; }</pre>

7.8.2 Enumeration Definitions and Usages

An enumeration definition is declared as described in [7.6.2](#), using the kind keyword **enum**, with the additional restrictions described below. As a kind of attribute definition, an enumeration definition may generally subclassify other attribute definitions or KerML data types. However, an enumeration definition must not subclassify another enumeration definition. An enumeration usage is declared as described in [7.6.3](#), using the kind keyword **enum**.

Any owned members declared in the body of an enumeration definition must be enumeration usages, which are the *enumerated values* of the enumeration definition. An enumeration definition is always considered to be a variation and its enumerated values are its variants. The keywords **abstract** and **variation** may not be used with an enumeration definition. The declaration of an enumeration usage as an enumerated value of an enumeration

definition may not include the keyword **variant** nor any of the other property keywords given in [7.6.3](#) (i.e, any direction keywords, **abstract**, **derived**, etc.).

Since the body of an enumeration definition may only declare enumeration usages, the declaration of an enumerated value may omit the **enum** keyword. An enumerated usage declared as an enumerated value is considered to be implicitly defined by its owning enumeration definition and, therefore, may not have any explicitly declared definition other than that enumeration definition (and need not have any explicitly declared definition at all).

```
enum def ConditionColor { red; green; yellow; }
attribute def ConditionLevel {
  attribute color : ConditionColor;
}
enum def RiskLevel :> ConditionLevel {
  enum low { color = ConditionColor::green; }
  enum medium { color = ConditionColor::yellow; }
  enum high { color = ConditionColor::red; }
}
```

There are no special restrictions on the declaration of an enumeration usage outside the body of an enumeration definition, other than as for an attribute usage in general (see [9.2.2](#)), except that such an enumeration usage must be explicitly defined by a single enumeration definition. As a kind of attribute usage, an enumeration usage is always referential, whether or not **ref** is included in its declaration, and all the nested usages of an enumeration usage must also be referential.

```
enum assessedRisk : RiskLevel {
  // The following feature is added for this usage.
  // It is legal, since all attribute usages are
  // referential.
  attribute assessment : String;
}
```

7.9 Occurrences

7.9.1 Occurrences Overview

[SYSML2-341](#): Compartments still show nested feature notation

[SYSML2-338](#): Incomplete example "Occurrences Compartment"

[SYSML2-339](#): Unnecessarily complicated examples "Timeslices Compartment" and "Snapshots Compartment"

[SYSML2-340](#): Examples "Timeslices Compartment" and "Snapshots Compartment" incorrectly declare state feature

[SYSML2-336](#): Incorrect notation in example "Individual Occurrence"

Metamodel references:

- Textual notation, [8.2.2.9](#)
- Graphical notation, [8.2.3.9](#)
- Abstract syntax, [8.3.9](#)
- Semantics, [8.4.5](#)

Occurrences

An *occurrence definition* is a definition of a class of occurrences that have an extent in time and may have spatial extent. An *occurrence usage* is a usage of an occurrence definition.

The extent of an occurrence in time is known as its *lifetime*, which covers the period in time from the occurrence's creation to its destruction. An occurrence maintains its identity over its lifetime, while the values of its features may change over time. The lifetime of an occurrence begins when the identity of the occurrence is established, and the lifetime ends when the occurrence loses its identity. For example, the lifetime of a car could begin when it leaves the production-line, or when a vehicle identification number is assigned to the car. Similarly, the lifetime of a car could end when the car is disassembled or demolished.

The performance of a behavior is also an occurrence that takes place over time. The lifetime of a behavior performance begins at the start of the performance and ends when the performance is completed. Structural and behavioral occurrences are often related. For example, a machine on an automobile assembly line, during its lifetime, will repeatedly perform a behavioral task, each performance of which has its own respective lifetime, which then affects the construction of some car being assembled on the line.

If an occurrence definition or usage has nested composite features, then those features must also be usages of occurrence definitions (including the various specialized kinds of occurrences, such as parts, items and actions). If an occurrence has values for any composite features at the end of its lifetime, then the lifetime of those composite values must also end. However, if a composite suboccurrence is removed from its containing occurrence before the end of the lifetime of the containing occurrence, then the former suboccurrence can continue to exist. For example, if a wheel is attached to a car when the car is destroyed, then the wheel is also destroyed. However, if the wheel is removed before the car is destroyed, then the wheel can continue to exist even after the car is destroyed. (See also [7.6](#) on referential and composite usages.)

Time Slices and Snapshots

The lifetime of an occurrence can be partitioned into *time slices* which correspond to some duration of time. These time slices represent periods or phases of a lifetime, such as the deployment or operational phase. Time slices can be further partitioned into other time slices. For example, the lifetime of a car might be divided into time slices corresponding to its assembly, being in inventory before being sold, and then sequential periods of ownership with different owners.

A time slice with zero duration is a *snapshot*. Start, end and intermediate snapshots can be defined for any time slice to represent particular instants of time in an occurrence's lifetime. For example, the start snapshot of each ownership time slice of a car corresponds to the sale of the car to a new owner, which happens at the same time as the end snapshot of the previous ownership (or inventory) time slice.

Individuals

Any kind of occurrence definition can be restricted to define a class that represents an *individual*, that is, a single real or perceived object with a unique identity. For example, consider the part definition `Car` modeling the class of all cars (parts are kinds of items which are kinds of occurrences, see [7.11](#)). An individual car called `Car1` with a unique vehicle identification number can then be modeled as an individual part definition that is a subclassification of the general part definition `Car`. As such, `Car1` inherits all the features of `Car` (such as its parts `engine`, `transmission`, `chassis`, `wheels`, etc.), but has individual values for each of those features (individual `engine`, individual `transmission`, individual `chassis`, four individual `wheels`, etc.), each of which is itself a uniquely identifiable subclassification of a more general part definition (`Engine`, `Transmission`, `Chassis`, `Wheel`, etc.).

An occurrence usage can also be restricted to be the usage of a single individual. In this case, exactly one of the definitions of the occurrence usage must be an occurrence definition for that individual. Such an individual usage can be used to model a role that an individual plays for some period of time. For example, the individual part definition `Car1` can be used in different contexts, such as the usage of `Car1` when it is in for service and the usage of `Car1` when it is used for normal operations. Let `car1InService` be the usage of `Car1` when it is in for service to have its tires rotated. For this usage, `car1InService` has four `wheels` that play different roles, including front-left, front-right, rear-left, and rear-right. The four wheels of `Car1` are individual `Wheel` usages defined by the individual definitions `wheel1`, `wheel2`, `wheel3`, and `wheel4`. Each of these individual definitions is a

subclassification of `Wheel`. When `car1InService` enters the shop, the `front-left wheel` individual usage is initially defined by the individual definition `Wheel11`, but after the tires are rotated, the `front-left wheel` is defined by the individual definition `Wheel12`.

The lifetime of an individual and any of its time slices can be actual or projected. For example, the individual `car Car1` may be purchased as a used car. `Car1` has had an actual lifetime up to that time. A mechanic may perform diagnostics and obtain some measurements, and may estimate the remaining life of the car or its parts based on the measurements. For example, the mechanic may estimate the remaining lifetime of the tires, based on the tread measurements and the estimated tire wear rate.

At a given point in time, the condition of an individual (sometimes called its "state", which should not be confused with a behavioral state usage, as described in [7.17](#)) can be specified by the values of its attributes. As an example, the condition of `car1InOperation` at different points in time can be specified in terms of its `acceleration`, `velocity`, and `position`. In addition, its finite (i.e., discrete) state (in the sense that can be modeled with state definitions and usages, see [7.17](#)) can be specified at different points in time as `off` or `on`, and any nested state such as `forward` or `reverse`. The condition of the car can continue to change over its lifetime, and can be specified as a function of discrete and/or continuous time.

Events

An *event* is a reference from one occurrence to another occurrence that represents some relevant happening during the lifetime of the first occurrence. Such an event model makes no commitment as to how the event actually happens. Different specializations of the containing occurrence may realize the modeled event in different ways.

In particular, occurrences may collaborate by transferring information between each other via *messages* (see [7.13](#)). The sending of such a message is an event in the lifetime of the sending occurrence, while the receipt of such a message is an event in the lifetime of the receiving occurrence. These events can possibly be realized as the performance of a send action and corresponding accept action, respectively, with the message being the resulting transfer between them (see [7.16](#)). However, it could also be realized as the start and end of an explicitly modeled flow connection (see [7.13](#) on flow connections and messages).

Table 7. Occurrences – Representative Notation

Element	Graphical Notation	Textual Notation
Occurrence Definition	<p>The graphical notation consists of a rectangular box. Inside the box, the text «occurrence def» is followed by OccurrenceDef1. Below this is a horizontal line, and then the text compartment stack. At the bottom of the box is an ellipsis (...).</p>	<pre> occurrence def OccurrenceDef1; occurrence def OccurrenceDef1 { /* members */ } </pre>

Element	Graphical Notation	Textual Notation
Occurrence		<pre> occurrence occurrence1 : OccurrenceDef1; occurrence occurrence1 : OccurrenceDef1 { /* members */ } </pre>
Individual Occurrence Definition		<pre> individual def 'OccurrenceDef1-1' :> OccurrenceDef1; </pre>
Individual Occurrence		<pre> individual occurrence1 : OccurrenceDef1; individual def 'OccurrenceDef1-1' :> OccurrenceDef1; individual 'occurrence1-1' : 'OccurrenceDef1-1' :> occurrence1; </pre>
Timeslice		<pre> timeslice timeslice1 : OccurrenceDef1; </pre>
Snapshot		<pre> snapshot snapshot1 : OccurrenceDef1; </pre>
Portion Membership		<pre> individual part individual1 : Individual1 { timeslice timeslice1 { snapshot snapshot1; snapshot snapshot2; } timeslice timeslice2; } </pre>

Element	Graphical Notation	Textual Notation
Occurrences Compartment	<pre> occurrences ^occur2 : OccurDef2 occur1 : OccurDef1 [1..*] ordered nonunique occur3R : OccurDef3R redefines occur3 occur4R : OccurDef4R :>> occur4 :>> occur5 occur6S : OccurDef6S [m] subsets occur6 occur7S : OccurDef7S [m] :> occur7 occur8R = occur8 ref occur9 : OccurDef9 occur 10 /occur11 readonly occur12 abstract occur13 ... </pre>	<pre> { occurrence occur1 : OccurDef [1..*] ordered nonunique; /* ... */ } </pre>
Individuals Compartment (parts)	<pre> individual parts ^part2 : PartDef2_1 part1 : PartDef1_1 [1..*] ordered nonunique part3R : PartDef3R_1 redefines part3 part4R : PartDef4R_1 :>> part4 :>> part5 part6S : PartDef6S_1 [m] subsets part6 part7S : PartDef7S_1 [m] :> part7 part8R_1 = part8 ref part9 : PartDef9_1 part10 ... </pre>	<pre> { individual part part1 : PartDef1_1 [1..*] ordered nonunique; /* ... */ } </pre>
Timeslices Compartment	<pre> timeslices phase1 phase2 ... </pre>	<pre> part part1 { timeslice phase1; timeslice phase2; /* ... */ } </pre>
Snapshots Compartment	<pre> snapshots snapshot1; snapshot2; snapshot3; ... </pre>	<pre> part part1 { snapshot snapshot1; snapshot snapshot2; snapshot snapshot3; /* ... */ } </pre>

7.9.2 Occurrence Definitions and Usages

An occurrence definition or usage (that is not of a more specialized kind) can be declared as described in [7.6.2](#) and [7.6.3](#), using the kind keyword **occurrence**. An occurrence usage may only be defined by occurrence definitions (of any kind) or KerML classes (see [KerML, 7.4.3]).

```
occurrence def Flight {
    ref part aircraft : Aircraft;
}
```

The base definition for occurrence definitions is the class `Occurrence` from the `Occurrences` model in the Kernel Semantic Library (see [KerML, 9.2.4]). The base usage for occurrence usages is the feature `occurrences` from the `Occurrences` model.

7.9.3 Time Slices and Snapshots

An occurrence usage (of any kind) can be declared as a *time slice* or a *snapshot* using the keyword **timeslice** or **snapshot**, respectively, placed immediately before the kind keyword of the declaration (after any of the other usage property keywords described in [7.6.3](#)). Alternatively, **timeslice** or **snapshot** may be used in place of the kind keyword, in which case the declaration is equivalent to **timeslice occurrence** or **snapshot occurrence** (that is, an occurrence usage not of a more specialized kind, but declared as a time slice or snapshot, respectively).

```
occurrence def Flight {
    ref part aircraft : Aircraft;
}
// The following are time slices of Flight.
timeslice preflight : Flight;
timeslice inflight : Flight;
timeslice postflight : Flight;

part aircraft : Aircraft;
// The following are snapshots of the part aircraft.
snapshot part aircraftTakeOff :> aircraft;
snapshot part aircraftLanding :> aircraft;
```

A time slice or snapshot is normally considered to represent a portion of the lifetime of instances of its defining occurrence definition(s). However, if such an occurrence usage has no explicitly declared definition, but is declared in the body of an occurrence definition, then it is considered to implicitly represent a portion of instances of the containing occurrence definition. If it is declared in the body of another occurrence usage, then it is considered to implicitly represent a portion of the instances of the definition(s) of that containing occurrence usage.

```
occurrence def Flight {
    ref part aircraft : Aircraft;
    // The following are time slices of Flight.
    timeslice preflight;
    timeslice inflight;
    timeslice postflight;
}

part aircraft : Aircraft {
    // The following are snapshots of the part aircraft.
    snapshot part aircraftTakeOff;
    snapshot part aircraftLanding;
}
```

7.9.4 Individual Definitions and Usages

An occurrence definition (of any kind) can be declared as an *individual definition* using the keyword **individual**, placed immediately before the kind keyword of the declaration. Alternatively, **individual** may be used in place of the kind keyword, in which case the declaration is equivalent to **individual occurrence** (that is, an occurrence usage not of a more specialized kind, but representing an individual).

```
individual def Flight_248 :> Flight;
individual part def TestPlane_1 :> Aircraft;
```

An occurrence usage (of any kind) is considered to be an *individual usage* if it has a definition that is an individual definition. An occurrence usage must not have more than one definition that is an individual definition. An occurrence usage may also be explicitly declared to be an individual usage using the keyword **individual**, placed after any of the other usage property keywords described in [7.6.3](#), but before a **timeslice** or **snapshot** keyword (if any). In this case, the occurrence usage must have exactly one definition that is an individual definition. If the declaration of an occurrence usage includes the the keyword **individual** (and, possibly, **timeslice** or **snapshot**), but no kind keyword, then this is equivalent to having included the **occurrence** keyword (that is, an occurrence usage not of a more specialized kind, but representing an individual, and, possibly, a time slice or snapshot).

```
individual flightRecord : Flight_248 {
  individual part redefines aircraft : TestPlane_1;
  individual timeslice redefines preflight;
  individual timeslice redefines inflight;
  individual timeslice redefines postflight;
}
```

7.9.5 Event Occurrence Usages

An *event occurrence usage* is declared like an occurrence usage, as described in [7.9.2](#), [7.9.3](#), and [7.9.4](#), but using the kind keyword **event occurrence** instead of just **occurrence**. It is related to another occurrence usage, representing the occurring event, by a *reference subsetting* relationship, which is a special kind of subsetting relationship specified using the keyword **references** or the symbol **::>**. Or, if the event occurrence usage has no such reference subsetting, then the referenced event occurrence is the event occurrence usage itself.

```
part client {
  event occurrence request[1] references subscriptionMessage.source;
  event occurrence delivery[*] ::> publicationMessage.target;
}
```

An event occurrence usage may also be declared using just the keyword **event** instead of **event occurrence**. In this case, the declaration does not include either a name or a short name. Instead, the referenced event occurrence of the event occurrence usage is identified by giving a qualified name or feature chain immediately after the **event** keyword.

```
part client {
  event subscriptionMessage.source[1];
  event publicationMessage.target[*];
}
```

The **ref** keyword may be used in the declaration of an event occurrence usage, but an event occurrence usage is always referential, whether or not **ref** is included in its declaration.

7.10 Items

7.10.1 Items Overview

[SYSML2-341](#): Compartments still show nested feature notation

Metamodel references:

- Textual notation, [8.2.2.10](#)
- Graphical notation, [8.2.3.10](#)
- Abstract syntax, [8.3.10](#)
- Semantics, [8.4.6](#)

An *item definition* is a kind of occurrence definition (see [7.9](#)) that defines a class of identifiable objects that may be acted on over time, but which do not necessarily perform actions themselves. An *item usage* is a usage of one or more item definitions.

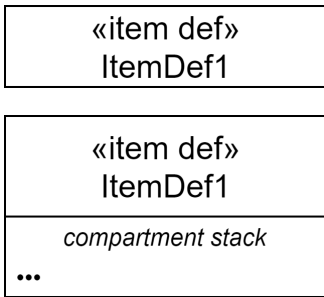
Item usages can be used to represent inputs and outputs to actions such as water, fuel, electrical signals and data. Item usages, such as fuel, may flow through a system and be stored by a system. An item may have attributes (see [7.7](#)), states (see [7.17](#)), and nested item usages.

An item that performs actions is normally modeled as a part (see [7.11](#)). All parts are items, but not all items are necessarily parts. An item may also be considered to be a part during some time slices of its lifetime but not others. For instance, an engine being assembled can be modeled as an item moving along an assembly line. However, once the engine assembly is completed, the engine can be considered to be a part that may be installed into a car, where it is expected to perform the action providing power to propel the car. But later it may be removed from the car and again be considered only an inactive item in a junkyard.

Items may also have an extent in space as well as time. The *shape* of an item is its boundary in three-dimensional space. Items without shapes are *closed* enabling them to be boundaries of other items (for example, a two-dimensional sphere has no boundary, but it is the shape of a three-dimensional ball). The Geometry Domain Library (see [9.7](#)) includes a model of basic kinds of geometric shapes that can be composed to construct compound spatial items.

An item can also identify other items as *enveloping* shapes, which are closed items that are the boundary of a hypothetical item occupying the same or larger space as the enveloped item. Some of these can be *bounding* shapes, which overlap the bounded item on all sides. The spatial boundaries of items can break into separate closed items, such as the inside and outside of an egg shell. These inner boundaries can be the boundary of a hypothetical item, the interior of which is a *void* of the item. Items with no voids are *solid*.

Table 8. Items – Representative Notation

Element	Graphical Notation	Textual Notation
Item Definition		<pre> item def ItemDef1; item def ItemDef1 { /* members */ } </pre>

Element	Graphical Notation	Textual Notation
Item		<pre> item item1 : ItemDef1; item item1 : ItemDef1 { /* members */ } </pre>
Items Compartment		<pre> { item item1 : ItemDef1 [1..*] ordered nonunique; /* ... */ } </pre>

7.10.2 Item Definitions and Usages

An item definition or usage (that is not of a more specialized kind) is declared as a kind of occurrence definition or usage (see [7.9.2](#)), using the kind keyword **item**. An item usage must only be defined by item definitions (of any kind) or KerML structures (see [KerML, 7.4.4]). The default multiplicity of an item usage is [1..1], under the conditions described in [7.6.3](#).

```

item def Fuel {
  attribute pressure : PressureValue;
  ref item impurities[0..*] : Material;
}

```

The base item definition and usage are `Item` and `items` from the `Items` library model (see [9.2.3](#)). (For other semantic constraints on item usages, see [8.4.6](#)).

7.11 Parts

7.11.1 Parts Overview

[SYSML2-341](#): Compartments still show nested feature notation

[SYSML2-343](#): Mistake in example "Part performs a reference action (action1) that references ..."

[SYSML2-59](#): Inconsistent graphical notation for succession, message and flow edges

[SYSML2-342](#): Misleading port name in example "Part with Ports"

SYSML2-344: Missing «perform action» in example "Part with Graphical Compartment with perform actions ..."

Metamodel references:

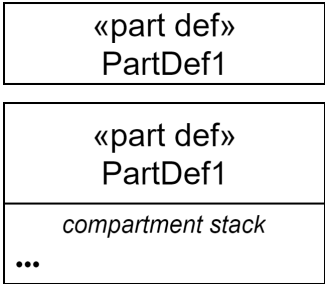
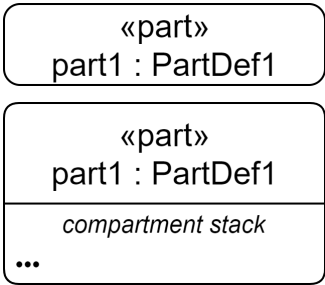
- Textual notation, [8.2.2.11](#)
- Graphical notation, [8.2.3.11](#)
- Abstract syntax, [8.3.11](#)
- Semantics, [8.4.7](#)

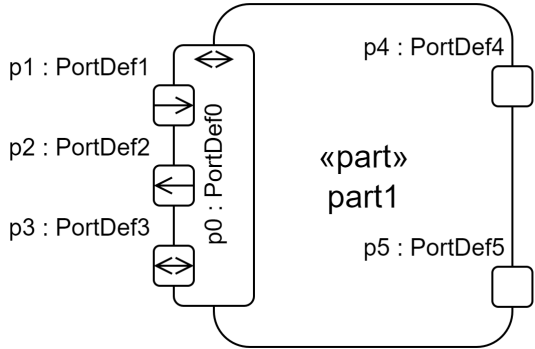
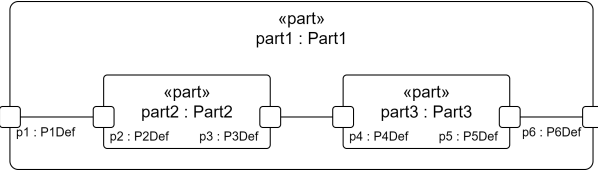
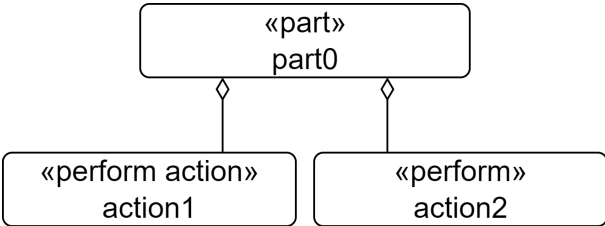
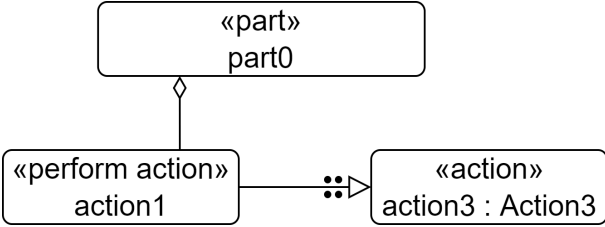
A *part definition* represents a modular unit of structure such as a system, system component, or external entity that may directly or indirectly interact with the system. A part definition is a kind of item definition (see [7.10](#)) and, as such, defines a class of part objects that are occurrences with temporal (and possibly spatial) extent. A part usage is a kind of item usage that is a usage of one or more part definitions, but may also be a usage of item definitions that are not part definitions. This allows a part to be treated like an item in some cases (e.g., when an engine under assembly flows through an assembly line) and as a part in other cases (e.g., when an assembled engine is installed in a vehicle).

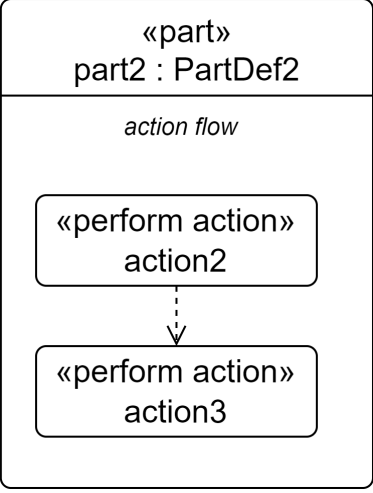
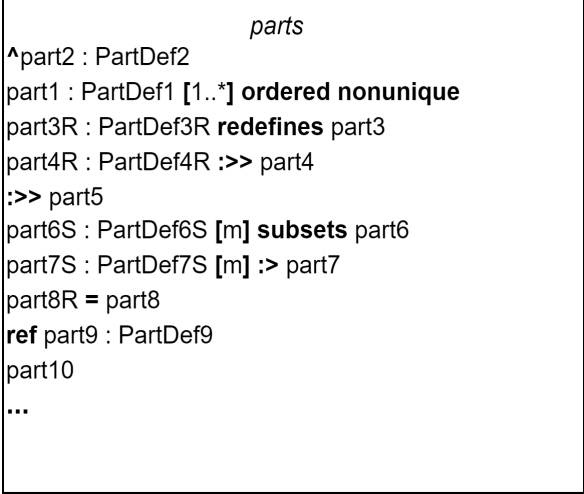
A system is modeled as a composite part, and its part usages may themselves have further composite structure. The parts of a system may have attributes (see [7.7](#)) that represent different performance, physical and other quality characteristics. The parts may have ports (see [7.12](#)) that define the points at which those parts may be interconnected (see [7.13](#) and [7.14](#)). Parts may also *perform* actions (see [7.16](#)) resulting in items flowing across the connections between them, and *exhibit* states (see [7.17](#)) that enable different actions.

A part can represent any level of abstraction, such as a purely logical component without implementation constraints, or a physical component with a part number, or some intermediate abstraction. Parts can also be used to represent different kinds of system components such as hardware components, software components, facilities, organizations, or users of a system.

Table 9. Parts – Representative Notation

Element	Graphical Notation	Textual Notation
Part Definition		<pre>part def PartDef1; part def PartDef1 { /* members */ }</pre>
Part		<pre>part part1 : PartDef1; part part1 : PartDef1 { /* members */ }</pre>

Element	Graphical Notation	Textual Notation
Part with Ports		<pre> part part1 { port p0 : PortDef0 { port p1 : PortDef1; port p2 : PortDef2; port p3 : PortDef3; } port p4 : PortDef4; port p5 : PortDef5; } </pre>
Part with Graphical Compartment showing a standard interconnection view of part1.		<pre> part part1 : Part1{ port p1 : P1Def; port p6 : P6Def; part part2:Part2; part part3:Part3; bind p1 = part2.p2; connect part2.p3 to part3.p4; bind part2.p5 = p6; } </pre>
Part performs a reference action (action1) that can subset or bind to another action, and an anonymous reference action (action2) that subsets another action.		<pre> part part0 { perform action action1; perform action2; } action action2; </pre>
Part performs a reference action (action1) that reference-subsets another action (action3)		<pre> action action3 : Action3; part part0 { perform action action1 references action3; } </pre>

Element	Graphical Notation	Textual Notation
<p>Part with Graphical Compartment with perform actions and flows between them. This is informally referred to as a swim lane.</p>		<pre> part part2 : PartDef2 { perform action action2; then perform action action3; } </pre>
<p>Parts Compartment</p>		<pre> { part part1 : PartDef1 [1..*] ordered nonunique; /* ... */ } </pre>

7.11.2 Part Definitions and Usages

A part definition or usage (that is not of a more specialized kind) is declared as a kind of occurrence definition or usage (see [7.9.2](#)), using the kind keyword **part**. As a kind of item usage (see [7.10](#)), a part usage must only be defined by item definitions (including part definitions) or KerML structures (see [KerML, 7.4.4]). The default multiplicity of a part usage is [1..1], under the conditions described in [7.6.3](#).

```

item def Person;
part def Vehicle {
  ref part driver[0..1] : Person;
  part engine : Engine;
  part wheels[4] : Wheel;
}

```

The base part definition and usage are `Part` and `parts` from the `Parts` library model (see [9.2.4](#)). (For other semantic constraints on part usages, see [8.4.7](#)).

Note. Because the base usage of a part usage is the part usage `parts` defined by the base part definition `Part`, every part usage is always directly or indirectly defined by at least one part definition, implicitly if not explicitly, in addition to any other item definitions.

7.12 Ports

7.12.1 Ports Overview

[SYSML2-341](#): Compartments still show nested feature notation

Metamodel references:

- Textual notation, [8.2.2.12](#)
- Graphical notation, [8.2.3.12](#)
- Abstract syntax, [8.3.12](#)
- Semantics, [8.4.8](#)

A *port definition* is a kind of occurrence definition (see [7.9](#)) that defines a connection point to enable interactions between occurrences (most commonly parts). A *port usage* is a kind of occurrence usage definition that is a usage of a port definition.

A port usage may be connected to one or more other port usages (see [7.14](#)). Such connections enable interactions between the occurrences that own the ports. The features of the port usages (whether inherited from its definition or declared locally for the usage) specify what can be exchanged in such interactions. Since ports are themselves kinds of occurrences, port definitions and usages can contain nested port usages.

A feature of a port may be *directed*, with one of the *directions* `in`, `out`, or `inout` (see also [7.6.3](#)). Connected ports must *conform*: each feature of a port at one end of a connection must have a matching feature on a port at the other end of the connection. Two features match if they have conforming definitions and either both have no direction or they have conjugate directions. The *conjugate* of direction `in` is `out` and vice versa, while direction `inout` is its own conjugate. A transfer can occur from the `out` features of one port usage to the matching `in` features of connected port usages. Transfers can occur in both directions between matching `inout` features.

Each port definition has a *conjugated* port definition whose directed features are conjugate to those of the original port definition. A conjugated port usage is a usage of a conjugated port definition. A conjugated port usage automatically conforms to a usage of the corresponding original port definition.

Table 10. Ports – Representative Notation

Element	Graphical Notation	Textual Notation
Port Definition		<pre>port def PortDef1; port def PortDef1 { /* members */ }</pre>

Element	Graphical Notation	Textual Notation
Port		<pre>port port1 : PortDef1; port port1 : PortDef1 { /* members */ }</pre>
Ports Compartment		<pre>{ port port1 : PortDef1 [1..*] ordered nonunique; /* ... */ }</pre>
Directed Features Compartment		<pre>{ in attribute1 : AttributeDef1; out attribute2 : AttributeDef2; inout attribute3 : AttributeDef3; in item1 : ItemDef1; out item2 : ItemDef2; inout item3 : ItemDef3; }</pre>

7.12.2 Port Definitions and Usages

A port definition or usage is declared as a kind of occurrence definition or usage (see [7.9.2](#)), using the kind keyword **port**. A port usage must only be defined by port definitions. The default multiplicity of a port usage is [1..1], under the conditions described in [7.6.3](#). All the features of a port definition or port usage, other than any nested port usages, must be referential (non-composite).

```
port def FuelingPort {
  attribute flowRate : Real;
  out fuelOut : Fuel;
```

```

    in fuelReturn : Fuel;
  }
  part def FuelTank {
    port fuelOutPort : FuelingPort;
  }

```

The base port definition and usage are `Port` and `ports` from the `Ports` library model (see [9.2.5](#)). (For other semantic constraints on port usages, see [8.4.8](#).)

7.12.3 Conjugated Port Definitions and Usages

Every port definition also implicitly declares a single, nested *conjugated port definition*, which has the same features as its original port definition, except that any directed features have conjugated directions (i.e., `in` and `out` are reversed, with `inout` unchanged). The name of the conjugated port definition is always given by the name of the original port definition with the character `~` prepended, in the namespace of the original port definition. For example, if a port definition has the name `P`, then its conjugated port definition has the name `P : : '~P'`.

A *conjugated port usage* is a shorthand for declaring a port usage defined by a conjugated port definition. With this shorthand, rather than using the actual name of the conjugated port definition, the name of the original port definition can be used, preceded by the symbol `~`. For example,

```
port p : ~P;
```

is equivalent to

```
port p : P : : '~P';
```

Since the symbol `~` is *not* considered part of a name when used in a conjugated port usage, it does not have to be placed within quotes, while quotes *do* have to be used to represent the actual name of the conjugated port definition as a lexical unrestricted name (see [7.2.2](#)). Note that, if the original port definition itself has a name that is itself lexically represented as an unrestricted name, such as `'P-1'`, then its conjugated port definition has the (qualified) name `'P-1' : : '~P-1'`, but the corresponding conjugated port usage is

```
port p1 : ~'P-1'
```

where the `~` is *not* placed inside the quotes.

7.13 Connections

7.13.1 Connections Overview

[SYSML2-346](#): Incorrect notation in example "Binding Connection"

[SYSML2-349](#): Incorrect item flow notation in example "Interface as Node"

[SYSML2-59](#): Inconsistent graphical notation for succession, message and flow edges

[SYSML2-348](#): Incorrect item flow notation in example "Message"

[SYSML2-350](#): Incomplete flow notation in example "Flow as Node"

[SYSML2-345](#): Incorrect inherited notation in example "Connection"

Metamodel references:

- Textual notation, [8.2.2.13](#)
- Graphical notation, [8.2.3.13](#)
- Abstract syntax, [8.3.13](#)
- Semantics, [8.4.9](#)

Connection Definition and Usage

A *connection definition* is both a relationship and a kind of part definition (see [7.11](#)) that classifies connections between related things, such as items and parts. At least two of the owned features of a connection definition must be *connection ends*, which specify the things that are related by the connection definition. Connection definitions with exactly two connection ends are called *binary connection definitions*, and they classify *binary connections*.

The features of a connection definition that are not connection ends characterize connections separately from the connected things. Since a connection is a part, values of these non-end features can potentially change over the lifetime of the connection. However, the values of connection ends (i.e., the things that are actually connected) do not change over time (though they can potentially be occurrences that themselves have features whose values change over time).

A connection usage is a part usage (see [7.11](#)) that is a usage of a connection definition, connecting usage elements such as item and part usages. A connection usage redefines the connection ends from its definition, associating those ends with the specific usage elements that are to be connected. For example, a connection definition could have connection ends that are part usages defined by part definitions `Pump` and `Tank`. A usage of this connection definition would then associate corresponding connection ends with specific `pump` and `tank` part usages. Supposing that the `pump` and `tank` part usages have multiplicity 1, then this means that the single value of the `pump` usage is to be connected to the single value of the `tank` usage.

A connection usage that connects parts is often a logical connection that abstracts away details of how the parts are connected. For example, plumbing that includes pipes and fittings may be used to connect a pump and a tank. It is sometimes desired to model the connection of the pump to the tank at a more abstract level without including the plumbing. This is viewed as a logical connection between the pump and the tank.

Alternatively, the plumbing can be modeled as a part (informally referred to as an *interface medium*) where the pump connects to the plumbing, and the plumbing connects to the tank. As a part itself, a connection can contain the plumbing either as a composite feature, or as a reference to the plumbing that is owned by a higher level pump-tank system context. In this way, the logical connection without structure can be transformed into a physical connection.

Bindings and Successions

Bindings and successions are special kinds of connections. They are usages, but, unlike regular connection usages, they are *not* part usages. The connections specified by bindings and successions are not occurrences and are not created and destroyed. Rather, they assert specific relationships between the features that they connect, which must be true at all times.

A *binding* is a binary connection that requires its two related usages to have the same values. A binding can also be used to bind a referential feature in one context to a composite feature in another context to assert they are the same thing. For example, the steering wheel in a car may be considered part of the interior of the car, while at the same time it is considered part of the steering subsystem. The steering wheel can be a composite part usage of the interior, and a reference part usage of the steering subsystem, and these two usages can be bound together to assert that they are the same part.

A *feature value* is a shorthand for initializing or binding a usage to the result of an *expression* (see [7.18](#)) as part of the declaration of the usage. There are two types of feature value binding.

- A *fixed* feature value establishes the binding of the usage to the result of evaluating the given expression at the point of declaration of the usage. Such a binding cannot be overridden in a redefinition of the usage because, once asserted, a binding must be true for all instances of the usage.
- A *default* feature value also includes an expression, but it does not immediately establish the binding of the usage. Instead, the evaluation of the expression and the binding of the usage is delayed until the instantiation of a definition or usage that features the original usage. Unlike a fixed feature value, a default

feature value can be overridden in a redefinition of its original feature with a new feature value (fixed or default). In this case, the new overriding feature value is used instead of the original feature value for binding the redefining usage.

A *succession* is a binary connection that requires its two related usages to have values that are occurrences that happen completely separated in time, with the first occurrence happening before the second. Successions can be used to assert the ordering of any kind of occurrences in time, but are particularly useful for event occurrences (see [7.9](#)) and performances of actions (see [7.16](#)).

Flow Connection Usages

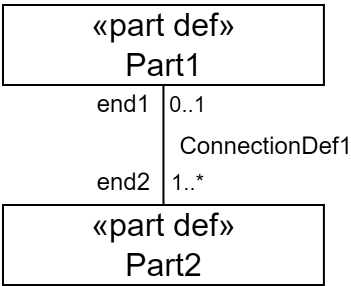
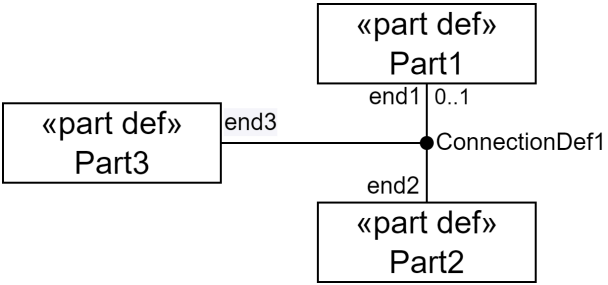
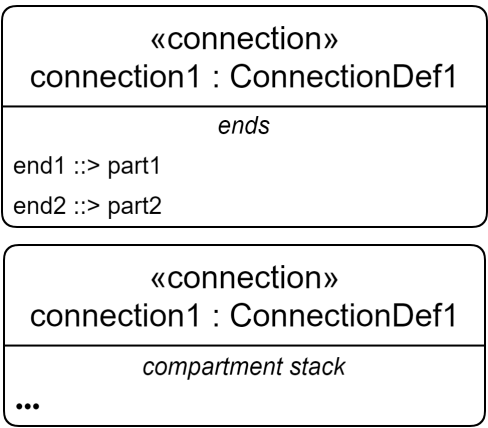
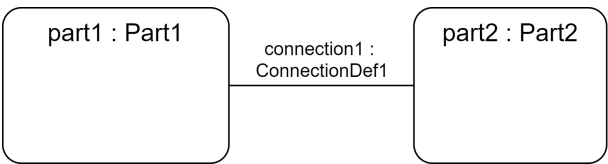
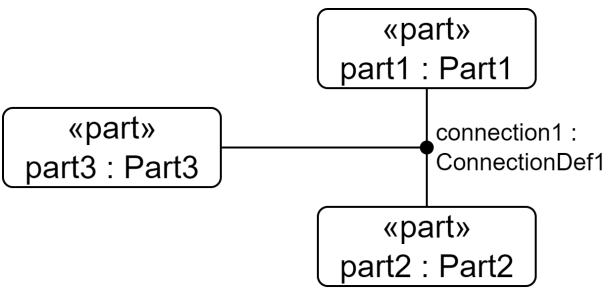
A *flow connection usage* is a connection usage that also represents the performance of a *transfer* of some *payload* between the values of connected usages, which must be occurrences. The transferred payload can be anything (attribute value, item, part, etc.). The transfer is directed from the first connection end (the *source*) to the second connection end (the *target*). There are three kinds of flow connections.

1. A *message* is modeled as a flow connection usage that specifies that some transfer happens between the source and target ends, and can define the *payload* that is to be transferred. However, a message does not specify how the payload is to be obtained from the source or delivered to the target.
2. A *streaming flow connection* is modeled as a flow connection usage that not only specifies the source and target of a transfer (and, optionally, the payload), but also identifies the *source output* feature of the source usage from which the payload is obtained and the *target input* feature of the target usage to which the payload is to be delivered.
3. A *succession flow connection* is modeled as a *succession flow connection usage*, which is both a connection usage and a succession. A succession flow connection is specified in the same way as a streaming flow connection, but it adds the further constraint that the transfer source must complete before the transfer starts, and the transfer must complete before the target can start.

Messages are typically used to model abstract logical interaction between part usages in a certain context, which may be realized in a more detailed model using streaming or succession flow connections (or transfers from send actions to accept actions, see [7.16](#)).

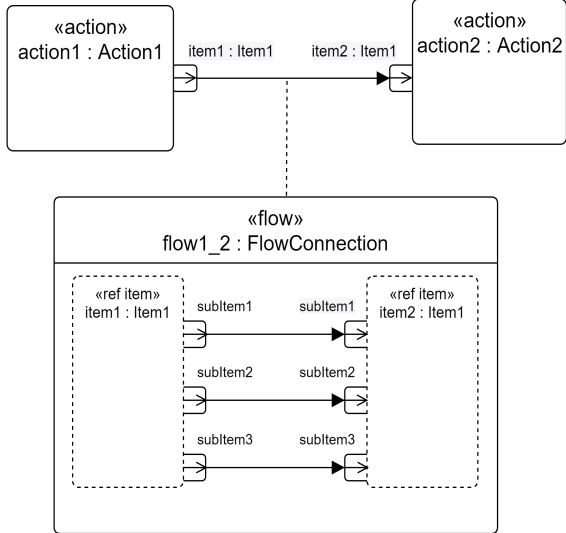
Table 11. Connections – Representative Notation

Element	Graphical Notation	Textual Notation
Connection Definition	<div style="border: 1px solid black; padding: 5px; margin-bottom: 5px;"> <p style="text-align: center;">«connection def» ConnectionDef1</p> <hr style="border: 0; border-top: 1px solid black; margin: 2px 0;"/> <p style="text-align: center;"><i>ends</i></p> <p>end1 : Part1 end2 : Part2</p> </div>	<pre> connection def ConnectionDef1 { end end1 : Part1; end end2 : Part2; } connection def ConnectionDef1 { /* members */ } </pre>
	<div style="border: 1px solid black; padding: 5px;"> <p style="text-align: center;">«connection def» ConnectionDef1</p> <hr style="border: 0; border-top: 1px solid black; margin: 2px 0;"/> <p style="text-align: center;"><i>compartment stack</i></p> <p>...</p> </div>	

Element	Graphical Notation	Textual Notation
Connection Definition		<pre> connection def ConnectionDef1 { end end1 : Part1[0..1]; end end2 : Part2[1..*]; } </pre>
Connection Definition (n-ary with 3 ends)		<pre> connection def ConnectionDef1 { end end1 : Part1[0..1]; end end2 : Part2; end end3 : Part3; } </pre>
Connection		<pre> connection connection1 : ConnectionDef1 { end end1 ::> part1; end end2 ::> part2; } connection connection1 : ConnectionDef1 { /* members */ } </pre>
Connection		<pre> connection connection1 : ConnectionDef1 connect part1 to part2; </pre>
Connection (n-ary with 3 ends)		<pre> connection connection1 : ConnectionDef1 connect (part1, part2, part3); </pre>

Element	Graphical Notation	Textual Notation
Nested Connection		<pre> part def Part1 { part part2 : Part2 { part part4 : Part4; } part part3 : Part3 { part part5 : Part5; } connection connection1 : ConnectionDef1 connect part2.part4 to part3.part5; } </pre>
Proxy Connection		<pre> part def Part1 { part part2 : Part2 { part part4 : Part4; } part part3 : Part3 { part part5 : Part5; } connection connection1 : ConnectionDef1 connect part2.part4 to part3.part5; } </pre>
Connections Compartment		
Binding Connection		<pre> part part1 : Part1 { part part2 : Part2 { ref part part4R : Part4; } part part3 : Part3 { part part4 : Part4; } bind part2.part4R = part3.part4; } </pre>

Element	Graphical Notation	Textual Notation
Binding Connection		<pre> part def Part1 { part part2:part2 { ref part part4R:Part4; } part part3:part3 { part part4:Part4; } bind part2.part4R = part3.part4; } </pre>
Flow		<pre> action action1:Action1 { out item1:Item1; } action action2:Action2 { in item1:Item1; } flow action1.item1 to action2.item1; </pre>
Message		<pre> part part1:Part1 { port p4:P4; } part part2:Part2 { port p2:P2; } message of item1:Item1 from part1.p4 to part2.p2; </pre>

Element	Graphical Notation	Textual Notation
Flow as Node	 <p>The diagram shows two action nodes: «action» action1 : Action1 and «action» action2 : Action2. A flow arrow connects the output of action1 (labeled item1 : Item1) to the input of action2 (labeled item2 : Item1). Below this, a detailed view of the flow node «flow» flow1_2 : FlowConnection is shown. It contains three sub-item flows: subItem1, subItem2, and subItem3, each with its own source and target ports.</p>	<pre> item def Item1 { item subItem1; item subItem2; item subItem3; } action action1 : Action1 { out item1 : Item1; } action action2 : Action2 { in item2 : Item1; } flow flow1_2 from action1.item1 to action2.item2 { flow source.item1.subItem1 to target.item2.subItem1; flow source.item1.subItem2 to target.item2.subItem2; flow source.item1.subItem3 to target.item2.subItem3; } </pre>
Flows Compartment		<pre> { flow action1.output to action2.input; succession flow action1.output to action2.input; /* ... */ } </pre>

Element	Graphical Notation	Textual Notation
Message		<pre> occurrence { part part1 : Part1 { event occurrence ev1; } part part2 : Part2 { event occurrence ev2; } message msg1 from part1.ev1 to part2.ev2; } </pre>

7.13.2 Connection Definitions and Usages

A connection definition or usage (that is not of a more specialized kind) is declared as a kind of occurrence definition or usage (see [7.9.2](#)), using the kind keyword **connection**. A connection usage must only be defined by connection definitions (of any kind) or KerML association structures (see [\[KerML, 7.4.5\]](#)).

Unless it is abstract, a connection definition or usage must have at least two end features (which may be owned or inherited). A *binary* connection definition or usage is one that has exactly two end features. The end features of a connection definition or usage are always considered referential (non-composite), whether or not their declaration explicitly includes the **ref** keyword. (See also [7.6.3](#) on the notation for end features.)

Connection definitions and usages are also relationships. For a connection definition, its related elements are given by the definitions of its end features. For a connection usage, its related elements are the features associated to each of its end features via *reference subsetting* relationships, whose textual notation is the keyword **references** or the equivalent symbol **::>**. (See also [7.2](#) on Relationships.)

```

// The related elements of this connection definition
// are the part definitions Hub and Device.
connection def DeviceConnection {
  end part hub : Hub[1];
  end part devices : Device[0..*];

  // This is a non-end feature of the connection definition.
  attribute bandwidth : Real;
}

// The related elements of this connection usage
// are the part usages mainSwitch and sensorFeed.
connection connection1 : DeviceConnection {
  end part hub ::> mainSwitch[1];
  end part device ::> sensorFeed[1];
}

```

There are two shorthand textual notations for connection usages.

Rather than using explicit end feature declarations in the body of a connection usage, the related features of the connection usage may be identified in a comma-separated list, between parentheses (...), preceded by the keyword **connect**, placed after the connection usage declaration and before its body. The identification of a related feature may optionally be preceded by an end feature name followed by the keyword **references** or the symbol **::>**, and/

or followed by a multiplicity. If the declaration part of the connection usage is empty when using this notation, then the keyword **connection** may be omitted.

```
connection connection1 : DeviceConnection connect (  
    hub ::> mainSwitch[1], device ::> sensorFeed[1]  
);  
  
// This is a ternary connection.  
// It is equivalent to "connection connect (item1, item2, item3);"  
connect (axle, wheel1, wheel2);
```

If the connection usage is binary, then a further special notation may be used in which the source related feature is identified directly after the keyword **connect** and the target related feature is identified after the keyword **to**. As above, if the declaration part of the connection usage is empty, then the keyword **connection** may be omitted.

```
connection connection1 : DeviceConnection  
    connect hub ::> mainSwitch[1] to device ::> sensorFeed[1];  
  
connect leftWheel to leftHalfAxle;
```

The base connection definition and usage are `Connection` and `connections` from the `Connections` library (see [9.2.6](#)). For a binary connection definition or usage, the base definition and usage are further restricted to `BinaryConnection` and `binaryConnections`, which enforce that the connection has exactly two ends.

If a connection definition has a single owned superclassification relationship with another connection definition, it may inherit end features from this general connection definition. However, if it declares any owned end features, then each of these must redefine an end feature of the general connection definition, in order, up to the number of end features of the general connection definition. If no redefinition is given explicitly for an owned end feature, then it is considered to implicitly redefine the end feature at the same position, in order, of the general connection definition, if any.

```
// Implicitly specializes Connections::BinaryConnection by default.  
connection def Ownership {  
    attribute valuationOnPurchase : MonetaryValue;  
    end item owner[1..*] : LegalEntity; // Implicitly redefines BinaryConnection::source.  
    end item ownedAsset[*] : Asset; // Implicitly redefines BinaryConnection::target.  
}  
connection def SoleOwnership specializes Ownership {  
    end item owner[1]; // Implicitly redefines Ownership::owner.  
    // ownedAsset is inherited.  
}
```

Note that any specialization of a binary connection definition must also be binary. That is, it can inherit or redefine the two end features from the general connection definition, but it cannot add more end features than two.

If a connection definition has more than one owned superclassification with other connection definitions, then it *must* declare a number of owned end features at least equal to the maximum number of end features of any of the general connection definitions. Each of these owned end features must then redefine the corresponding end feature (if any) at the same position, in order, of each of the general connections, either explicitly or implicitly.

Similar rules hold for the end features of a connection usage that is defined by one or more connection definitions and/or subsets or redefines one or more connection usages.

```
connection connection1 : DeviceConnection {  
    end part hub ::> mainSwitch[1]; // Implicitly redefines DeviceConnection::hub.  
    end part device ::> sensorFeed[1]; // Implicitly redefines DeviceConnection::device.  
}
```

7.13.3 Bindings as Usages

A binding can be declared as a usage as described in [7.6.3](#), using the kind keyword **binding**. Note that a binding is not a kind of occurrence usage (unlike a regular connection usage), so the notations for time slices, snapshots and individuals (described in [7.9](#)) do *not* apply to it. Further, the two related features of a binding are specified using a special notation.

The two related features of a binding are identified after its declaration part and before its body, following the keyword **bind** and separated by the symbol =. If the declaration part is empty, then the keyword **binding** may be omitted. The end features of a binding always have multiplicity [1..1].

```
part def Vehicle {
  part fuelTank {
    out fuelFlowOut : Fuel;
  }
  part engine {
    in fuelFlowIn : Fuel;
  }
  binding fuelFlowBinding
    bind fuelTank.fuelFlowOut = engine.fuelFlowIn;

  // The following is equivalent to the above, but
  // without the name.
  bind fuelTank.fuelFlowOut = engine.fuelFlowIn;
}
```

The base usage for a binding is the the KerML feature `selfLinks` from the `Links` model in the Kernel Semantic Library (see [[KerML](#), 9.2.3]).

7.13.4 Feature Values

A *feature value* is a relationship between an owning usage and a *value expression*, whose result provides values for the feature. The feature value relationship is specified as either *bound* or *initial*, and as either *fixed* or *default*. A usage can have at most one feature value relationship.

A fixed, bound feature value relationship is declared using the symbol = followed by a representation of the value expression (using the expression notation from [[KerML](#), 7.4.9]). This notation is appended to the declaration of the usage being bound by the feature value. Usages that have a feature value relationship of this form implicitly have a nested binding between the feature and the result of the value expression.

```
attribute monthsInYear : Natural = 12;
item def TestRecord {
  attribute scores[1..*] : Integer;
  derived attribute averageScore[1] : Rational = sum(scores)/size(scores);
  attribute cutoff : Integer default = 0.75 * averageScore;
}
```

Note. The semantics of binding mean that such a feature value asserts that a feature is *equivalent* to the result of the value expression. To highlight this, a feature with such a feature value can be flagged as **derived** (though this is not required, nor is it required that the value of a **derived** feature be computed using a feature value – see also [7.6.3](#)).

A fixed, initial feature value relationship is declared as above but using the symbol := instead of =. In this case, the usage also has an implicit nested binding, but the binding only applies to the *starting snapshot* of the owning definition or usage of the bound usage (which means that that the owner must be a kind of occurrence definition or usage, see [7.9](#)). That is, the result of the value expression gives the initial values of the declared feature but, unlike in the case of a bound value, these initial values may subsequently change.


```

part def Counter {
  attribute count[1] : Natural := 0;
}

```

A default feature value relationship is declared similarly to the above, but with the keyword **default** preceding the symbol = or :=, depending on whether it is bound or initial. However, for a default, bound feature value, the symbol = may be elided.

```

part def Vehicle {
  attribute mass : Real default 1500.0;
  feature engine[1] : Engine default := standardEngine;
}

item def TestWithCutoff :> TestRecord {
  attribute cutoff : Rational default = 0.75 * averageScore;
}

```

For a default feature value relationship, no implicit binding is added to the usage declaration, but the default will apply when an instance of the owning definition or usage is constructed, if no other explicit values are given for the defaulted usage.

7.13.5 Successions as Usages

A succession can be declared as a usage as described in [7.6.3](#), using the kind keyword **succession**. Note that a succession is not a kind of occurrence usage (unlike a regular connection usage), so the notations for time slices, snapshots and individuals (described in [7.9](#)) do *not* apply to it. Further, the two related features of a succession are specified using a special notation.

The two related features of a succession are identified after its declaration part and before its body, following the keyword **succession** and separated by the keyword **then**. If the declaration part is empty, then the keyword **succession** may be omitted. The related features of a succession must be occurrence usages. As for regular connection usages, constraining multiplicities can also be defined on the end features of a succession.

```

part def Camera {
  action focus[*] : Focus;
  action shoot[*] : Shoot;
  // Each focus may be preceded by a previous focus.
  succession multiFocusing
    first focus[0..1] then focus[0..1];
  // Each shoot must follow a focus.
  first focus[1] then shoot[0..1];
  // The Camera can be focused after shooting.
  first shoot[0..1] then focus;
}

```

If a succession is placed lexically directly between the two occurrence usages that are its related elements, then the declaration of the succession can be shortened to just the keyword **then**, prepended to the declaration of the second occurrence usage. A multiplicity for the source end of the succession can optionally be placed directly after the **then** keyword.

```

occurrence def Flight {
  timeslice preflight[1];
  then timeslice inflight[1];
  then timeslice postflight[1];
}

// The above is equivalent to the following.

```

```

occurrence def Flight {
    timeslice preflight[1];
    first preflight then inflight;
    timeslice inflight[1];
    first inflight then postflight;
    timeslice postflight[1];
}

```

Note. There are additional shorthands for the use of successions within the bodies of action definitions and usages (see [7.16.4](#)).

The base usage for a succession is the KerML feature `happensBeforeLinks` from the `Occurrences` model in the Kernel Semantic Library (see [KerML, 9.2.4]).

7.13.6 Flow Connection Usages and Messages

A flow connection usage may be declared as either a message, a streaming flow or a succession flow.

A flow connection usage is declared as a message similarly to a regular connection usage (see [7.13.2](#)), but with the kind keyword `message`. In addition, the declaration of a message may also optionally include an explicit specification of the name, type (definition) and/or multiplicity of the payload of the message, after the keyword `of`. The payload name is followed by the keyword `defined by` (or the symbol `:`), but this keyword (or the symbol) is omitted if the name is omitted. In the absence of a payload specification, the message declaration does not constrain what kinds of values may be transferred between the source and target of the message.

A message is always abstract (whether or not the `abstract` keyword is included explicitly in its declaration), so its declaration may or may not include identification of source and target related features. If they are included, then they follow the payload specification (if any), with the source related feature identified after the keyword `from`, followed by the target related feature after the keyword `to`. Alternative, if the source and target identification is *not* included, then the message declaration may include a feature value (see [7.13.4](#)) to provide a value for the message.

```

part def Vehicle {
    attribute def ControlSignal;

    part controller;
    part engine;

    message of ControlSignal from controller to engine;
}

```

A streaming flow is declared similarly to a message, but with the kind keyword `flow`. However, instead of identifying the source and target features of the flow, such a flow declaration must identify (after the keyword `from`) the output feature of the source from which the flow receives its payload and (after the keyword `to`) the input feature of the target to which the flow delivers the payload. This is done by giving a feature chain with at least two features, the last of which identifies the output or input feature, with the preceding part of the chain identifying the source or target of the flow. If no declaration part or payload specification is included in the flow declaration, then the `from` keyword may also be omitted.

```

part def Vehicle {
    part fuelTank {
        out fuelOut : Fuel;
    }
    part engine {
        in fuelIn : Fuel;
    }
    // This flow connection usage actually connects the fuelTank to the

```

```

// engine. The transfer moves Fuel from fuelOut to fuelIn.
flow fuelFlow of flowingFuel : Fuel
    from fuelTank.fuelOut to engine.fuelIn;

// The following is equivalent to the above, except without
// the name and leaving the payload implicit.
flow fuelTank.fuelOut to engine.fuelIn;
}

```

A succession flow is declared like a flow declaration above, but using the keyword **succession flow**.

```

action def TakePicture {
    action focus : Focus {
        out image : Image;
    }
    action shoot : Shoot {
        in image : Image;
    }
    // The use of a succession flow connection usage means that focus must
    // complete before the image is transferred, after which shoot can begin.
    succession flow focus.image to shoot.image;
}

```

The base flow connection usages are from the `Connections` library model (see [7.13](#)):

- `messageConnections` for a message.
- `flowConnections` for a streaming flow.
- `successionFlowConnections` for a succession flow.

7.14 Interfaces

7.14.1 Interfaces Overview

[SYSML2-59](#): Inconsistent graphical notation for succession, message and flow edges

Metamodel references:

- *Textual notation*, [8.2.2.14](#)
- *Graphical notation*, [8.2.3.14](#)
- *Abstract syntax*, [8.3.14](#)
- *Semantics*, [8.4.10](#)

An *interface definition* is a kind of connection definition (see [7.13](#)) whose ends are restricted to be port definitions (see [7.12](#)). An *interface usage* is a kind of connection that is usage of an interface definition. The ends of an interface usage are restricted to be port usages.

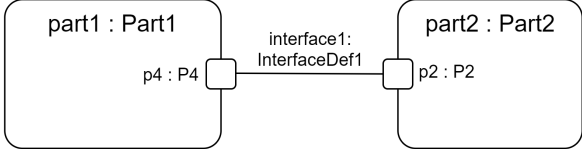
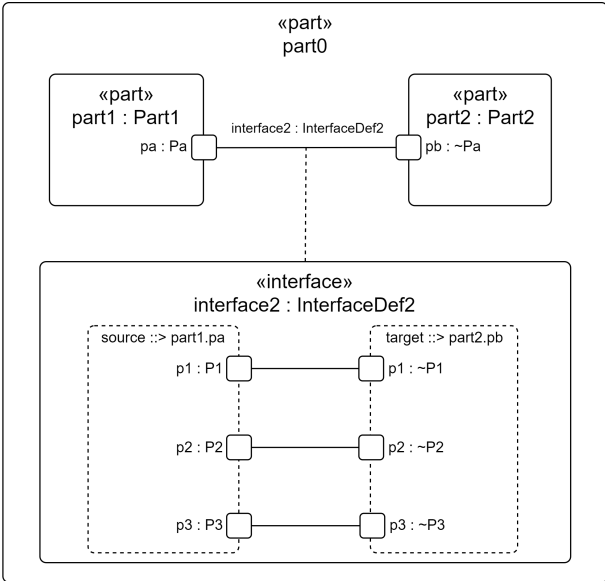
An interface is simply a connection all of whose ends are ports. As such, an interface facilitates the specification and reuse of compatible connections between parts. For example, consider a *Power* interface definition between an *Appliance* and *Wall Power*. The *power* port on one end of the interface represents the *Appliance* connection point, and the *outlet* port on the other end represents the *Wall Power* connection point. This interface can then be used for connecting many different appliances to wall power.

When modeling physical interactions, an interface definition or usage can contain constraints (see [7.19](#)) to constrain the values of the features of the ports on its ends. For example, such features may be *across* and *through* variables, which are constrained by conservation laws across the interface (e.g., Kirchhoff's Laws). When specifying an interface between electrical components, the *across* and *through* variables are port features defined as *Voltage*

and *Current* quantities, respectively. The feature values on either port are constrained such that the voltages must be equal, and the sum of the currents must equal zero.

Table 12. Interfaces – Representative Notation

Element	Graphical Notation	Textual Notation
Interface Definition	<div style="border: 1px solid black; padding: 5px; margin-bottom: 5px;"> <p style="text-align: center;">«interface def» InterfaceDef1</p> <hr style="border: 0; border-top: 1px solid black; margin: 2px 0;"/> <p style="text-align: center;"><i>ends</i></p> <p>port1 : Port1 port2 : Port2</p> </div> <div style="border: 1px solid black; padding: 5px;"> <p style="text-align: center;">«interface def» InterfaceDef1</p> <hr style="border: 0; border-top: 1px solid black; margin: 2px 0;"/> <p style="text-align: center;"><i>compartment stack</i></p> <p>...</p> </div>	<pre> interface def InterfaceDef1 { end port1:Port1; end port2:Port2; } interface def InterfaceDef1 { /* members */ } </pre>
Interface	<div style="border: 1px solid black; padding: 5px; margin-bottom: 5px;"> <p style="text-align: center;">«interface» interface1 : InterfaceDef1</p> <hr style="border: 0; border-top: 1px solid black; margin: 2px 0;"/> <p style="text-align: center;"><i>ends</i></p> <p>port1 :>pa port2 :>pb</p> </div> <div style="border: 1px solid black; padding: 5px;"> <p style="text-align: center;">«interface» interface1 : InterfaceDef1</p> <hr style="border: 0; border-top: 1px solid black; margin: 2px 0;"/> <p style="text-align: center;"><i>compartment stack</i></p> <p>...</p> </div>	<pre> interface interfacel : InterfaceDef1 { end port1 :> pa; end port2 :> pb; } interface interfacel : InterfaceDef1 { /* members */ } </pre>
Interfaces Compartment	<div style="border: 1px solid black; padding: 5px;"> <p style="text-align: center;"><i>interfaces</i></p> <p>interface1 : InterfaceDef1 [1..*] interface2 : InterfaceDef2 ...</p> </div>	<pre> { interface interfacel : InterfaceDef1 [1..*]; interface interface2 : InterfaceDef2; /* ... */ } </pre>

Element	Graphical Notation	Textual Notation
Interface		<pre> part part1:Part1 { port p4:P4; } part part2:Part2 { port p2:P2; } interface interface1 : InterfaceDef1 connect part1.p4 to part2.p2; </pre>
Interface as Node		<pre> port def Pa { port p1 : P1; port p2 : P2; port p3 : P3; } part def Part1 { port pa : Pa; } part def Part2 { port pb : ~Pa; } interface def InterfaceDef2 { end :>> source : Pa; end :>> target : ~Pa; } part part0 { part part1 : Part1; part part2 : Part2; interface interface2 : InterfaceDef2 connect source ::> part1.pa to target ::> part2.pb { interface source.p1 to target.p1; interface source.p2 to target.p2; interface source.p3 to target.p3; } } </pre>

Element	Graphical Notation	Textual Notation
Interface as Node (with flow)		<pre> port def Pa { out item i1Out : Item1; in item i2In : Item2; } interface def Interface2 { end supplierP : Pa; end consumerP : ~Pa; flow supplierP.i1Out to consumerP.i1Out; flow consumerP.i2In to supplierP.i2In; } part part0 { part part1 : Part1 { port pa : Pa; } part part2 : Part2 { port pb : ~Pa; } interface if2 : Interface2 connect part1.pa to part2.pb; } </pre>

7.14.2 Interface Definitions and Usages

An interface definition or usage is declared like a connection definition or usage (see 7.13.2), but using the kind keyword **interface**. An interface usage must only be defined by interface definitions. All the end features of an interface definition or usage must be port usages, so the use of the **port** keyword is optional on such end features.

The shorthand notations for connection usages described in (see 7.13.2) may also be used for interface usages. However, if the declaration part of an interface usage is empty, then the **interface** keyword is still included, but the **connect** keyword may be omitted.

```

port def FuelingPort {
  out fuel : Fuel;
}
interface def FuelingInterface {
  end fuelOutPort : FuelingPort;
  end fuelInPort : ~FuelingPort;
}
interface fuelLine : FuelingInterface
  connect fuelTank.fuelingPort to engine.fuelingPort;
// The following is equivalent to the above, except
// for not using a specialized interface definition.
interface fuelTank.fuelingPort to engine.fuelingPort;

```

The base interface definition and usage are `Interface` and `interfaces` from the `Interfaces` library (see 9.2.7). For a binary interface definition or usage, the base definition and usage are further restricted to `BinaryInterface` and `binaryInterfaces`, which enforce that the interface has exactly two ends.

7.15 Allocations

7.15.1 Allocations Overview

Metamodel references:

- Textual notation, [8.2.2.15](#)
- Graphical notation, [8.2.3.15](#)
- Abstract syntax, [8.3.15](#)
- Semantics, [8.4.11](#)

An *allocation definition* is a *connection definition* (see [7.13](#)) that specifies that a target element is responsible for realizing some or all of the intent of the source element. An *allocation usage* is a usage of one or more allocation definitions. An allocation definition or usage can be further refined using nested allocation usages that provide a finer-grained decomposition of the containing allocation.

As used by systems engineers, an allocation denotes a "mapping" across the various structures and hierarchies of a system model. This concept of "allocation" requires flexibility suitable for abstract system specification, rather than a particular constrained method of system or software design. System modelers often associate various elements in a user model in abstract, preliminary, and sometimes tentative ways. Allocations can be used early in the design as a precursor to more detailed rigorous specifications and implementations.

Allocations can provide an effective means for navigating a model by establishing cross relationships and ensuring that various parts of the model are properly integrated. Since these relationships are instantiable connections, they can also be semantically related to other such relationships, including satisfying requirements (see [7.20](#)), performing actions (see [7.16](#)) and exhibiting states (see [7.17](#)). Modelers can also create specialized allocation definitions to reflect conventions for allocation on specific projects or within certain system models.

Table 13. Allocations – Representative Notation

Element	Graphical Notation	Textual Notation
Allocation Definition		<pre>allocation def AllocationDef1; allocation def AllocationDef1 { /* members */ }</pre>
Allocation		<pre>allocation allocation1 : AllocationDef1; allocation allocation1 : AllocationDef1 { /* members */ }</pre>

Element	Graphical Notation	Textual Notation
Allocated Compartment		<pre>part part3 { allocate part1 to part3; allocate part3 to part2; }</pre>
Allocation		<pre>part part1 : Part1; part part2 : Part2; allocate part1 to part2;</pre>
Allocation (with sub allocation)		<pre>part part1 : Part1 { perform action1; } part part2 : Part2 { perform action2; } allocate part1 to part2 { allocate part1.action1 to part2.action2; }</pre>

7.15.2 Allocation Definitions and Usages

An allocation definition or usage is declared like a connection definition or usage (see [7.13.2](#)), but using the kind keyword **allocation**. An allocation usage must only be defined by allocation definitions. Allocation definitions and usages are always binary, having exactly two end features, even if abstract.

Shorthand notations similar to those for connection usages, as described in see [7.13.2](#), may also be used for allocation usages, but using the keyword **allocate** instead of **connect**. If the declaration part of the allocation usage is empty when using this notation, then the keyword **allocation** may be omitted.

```
part def LogicalSystem {
  part component : LogicalComponent;
}
part def PhysicalDevice {
  part assembly : PhysicalAssembly;
}
allocation def LogicalToPhysicalAllocation {
  end part logical : LogicalSystem;
  end part physical : PhysicalDevice;

  // This is a nested sub-allocation.
  allocate logical.component to physical.assembly;
}
part system : LogicalSystem;
part device : PhysicalDevice;
```



```
allocation systemToDevice : LogicalToPhysicalAllocation
    allocate logical ::> system to physical ::> device;
```

The base allocation definition and usage are `Allocation` and `allocations` from the `Allocations` library model (see [9.2.8](#)).

7.16 Actions

7.16.1 Actions Overview

[SYSML2-341](#): Compartments still show nested feature notation

[SYSML2-319](#): Wrong line style on action flow succession

[SYSML2-59](#): Inconsistent graphical notation for succession, message and flow edges

Metamodel references:

- *Textual notation*, [8.2.2.16](#)
- *Graphical notation*, [8.2.3.16](#)
- *Abstract syntax*, [8.3.16](#)
- *Semantics*, [8.4.12](#)

Action Definition and Usage

An *action definition* is a kind of occurrence definition (see [7.9](#)) that classifies action performances. An *action usage* is a kind of occurrence usage that is a usage of one or more action definitions.

An action definition may have features with directions `in`, `out` or `inout` that act as the *parameters* of the action. Features with direction `in` or `inout` are input parameters, and features with direction `out` or `inout` are output parameters. An action usage inherits the parameters of its definitions, if any, and it can also define its own parameters to augment or redefine those of its definitions.

Actions are occurrences over time that can coordinate the performance of other actions and generate effects on items and parts involved in the performance (including those items' existence and relation to other things). The features of an action definition or usage that are themselves action usages specify the performance of the action in terms of the performances of each of the subactions. If an action has parameters, then it may also transform the values of its input parameters into values of its output parameters.

Action definitions and usages follow the same patterns that apply to structural elements (see [7.6](#)). Action definitions and action usages can be decomposed into lower-level action usages to create an action tree, and action usages can be referenced by other actions. In addition, an action definition can be subclassified, and an action usage can be subsetted or redefined. This provides enhanced flexibility to modify a hierarchy of action usages to adapt to its context.

Performed Actions

A *perform action usage* is an action usage that specifies that an action is performed by the owner of the performed action usage. A perform action usage is referential, which allows the performed action behavior to be defined in a different context than that of the performer (perhaps by an action usage in a functionally decomposed action tree). However, if the owner of the perform action usage is an occurrence, then the referenced action performance must be carried out entirely within the lifetime of the performing occurrence.

In particular, a perform action usage can be a feature of a part definition or usage, specifying that the referenced action is performed by the containing part during its lifetime. A perform action usage can also be a feature of an

action definition or usage. In this case, the perform action usage represents a "call" from the containing action to the performed action.

Sequencing of Actions

Since action usages are kinds of occurrence usages, their ordering can be specified using successions (see [7.13](#)). However, a succession between action usages may, additionally, have a *guard condition*, represented as a Boolean expression (see [7.18](#)). If the succession has a guard, then the time ordering of the source and target of the succession is only asserted when the guard condition evaluates to `true`.

The sequencing of action usages may be further controlled using *control nodes*, which are special kinds of action usages that impose additional constraints on action sequencing. Control nodes are always connected to other actions usages by incoming and outgoing successions (with or without guards). The kinds of control nodes include the following.

- A *fork node* has one incoming succession and one or more outgoing successions. The actions connected to the outgoing successions cannot start until the action connected to the incoming succession has completed.
- A *join node* has one or more incoming successions and one outgoing succession. The action connected to the outgoing succession cannot start until all the actions connected to the incoming successions have completed.
- A *decision node* has one incoming succession and one or more outgoing successions. Exactly one of the actions connected to an outgoing succession can start after the action connected to the incoming succession has completed. Which of the downstream actions is performed can be controlled by placing guards on the outgoing successions.
- A *merge node* has one or more incoming successions and one outgoing succession. The action connected to the outgoing succession cannot start until any one of the actions connected to an incoming succession has completed.

Bindings and Flows Between Actions

An output parameter of one action usage may be *bound* to the input parameter of another action usage (see [7.13](#) on binding). Such a binding indicates that the values of the target input parameter will always be the same as the values of the source output parameter. If the two actions are performed concurrently, then this equivalence will be maintained over time throughout their performances. An input parameter of an action definition or usage can also be bound to the input parameter of a nested action usage, passing the values of the input parameter into the nested action, and an output parameter of a nested action usage can be bound an output parameter of a containing action definition or usage, passing the values of the output parameter out.

The binding of action parameters, however, does not model the case when there is an actual *transfer* of items between the actions that may itself take time or have other modeled properties. Such a transfer can be more properly modeled using a flow connection between the two action usages (see [7.13](#)), in which the transfer source output is an output parameter of the source action usage and the transfer target input is the input parameter of the target action usage. A streaming flow connection represents a flow in which the transfer can be ongoing while both the source and target action are being performed. A succession flow connection represents a flow that imposes the additional succession constraint that the transfer cannot begin until the source action completes and the target action cannot start until the transfer has completed.

Transfers can also be performed using *send and accept action usages*. In this case, the source and target of the transfer do not have to be explicitly connected with a flow. Instead, the source of the transfer is specified using a send action usage contained in some source part or action, while the target is given by an accept action usage in some destination part or action (which may be the same as or different than the source). A send action usage includes an expression that is evaluated to provide the values to be transferred, and it specifies the destination to which those values are to be sent (possibly delegated through a port and across one or more interfaces – see also [7.12](#) and [7.14](#) on interfaces between ports). An accept action usage specifies the type of values that can be received

by the action. When a send action performed in the source is matched with a compatible accept action performed in the destination, then the transfer of values from the origin to the destination can be completed.

Assignment Actions

An *assignment action usage* is used to change the value of a *referent* feature of a *target* occurrence. The target is specified as the result of an expression and the referent is specified as a feature chain relative to that target. The new value for the feature is determined as the result of a different expression. When the assignment action usage completes, the referent feature has the new assigned value for the target occurrence.

Note that the target must be an occurrence, because the values of the features of attributes do not change over time (see also [7.7](#) on attributes and [7.9](#) on occurrences). If the referent feature has a multiplicity upper bound other than 1, then an assignment action can assign multiple values to it, consistent with the multiplicity of the feature. The values are all assigned atomically, at the same time.

A *initializing feature value* can be used as a shorthand for assigning an initial value to a usage as part of the declaration of the usage that is a feature of an occurrence definition or usage. Unlike when feature is a bound using a feature value (as described in [7.13](#)), the initial value of a feature can be later assigned a different value.

As for a binding feature value, there are two types of initializing feature value.

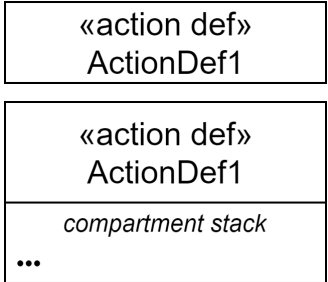
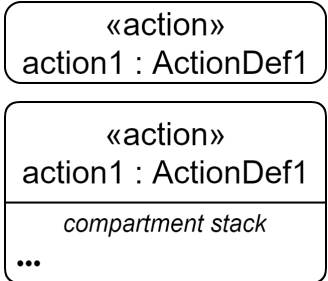
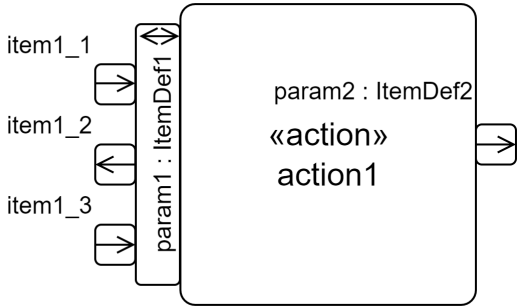
- A *fixed* feature value assigns the result of evaluating the given expression to a usage at the point of declaration of the usage. Such an assignment cannot be overridden in a redefinition of the usage because, once asserted, it would be indeterminate which initialization is to be used.
- A *default* feature value also includes an initial-value expression, but it does not immediately assign an initial value to the usage. Instead, the evaluation of the expression and the assignment of its result to the usage is delayed until the instantiation of a definition or usage that features the original usage. Unlike a fixed feature value, a default feature value can be overridden in a redefinition of its original feature with a new feature value (fixed or default). In this case, the new overriding feature value is used instead of the original feature value for initializing the redefining usage.

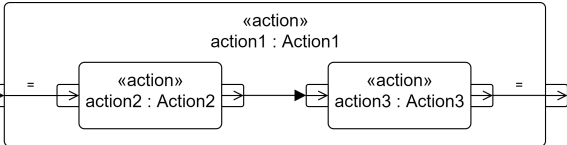
Structured Control Actions

Structured control action usages are used to control the performance of nested action usages in a structured way. There are three kinds of structured control action usages:

1. An *if action usage* evaluates a *condition expression* and then performs a *then clause* action usage if the expression evaluates to true, or, optionally, an *else clause* action usage if the expression evaluates to false.
2. A *while loop action usage* performs a *body clause* action usage iteratively, as long as its *while expression* continues to evaluate to true and its *until expression* continues to evaluate to false.
3. A *for loop action usage* performs a *body clause* action usage iteratively, assigning a *loop variable* successively for each iteration to the values resulting from the evaluation of a *sequence expression*.

Table 14. Actions – Representative Notation

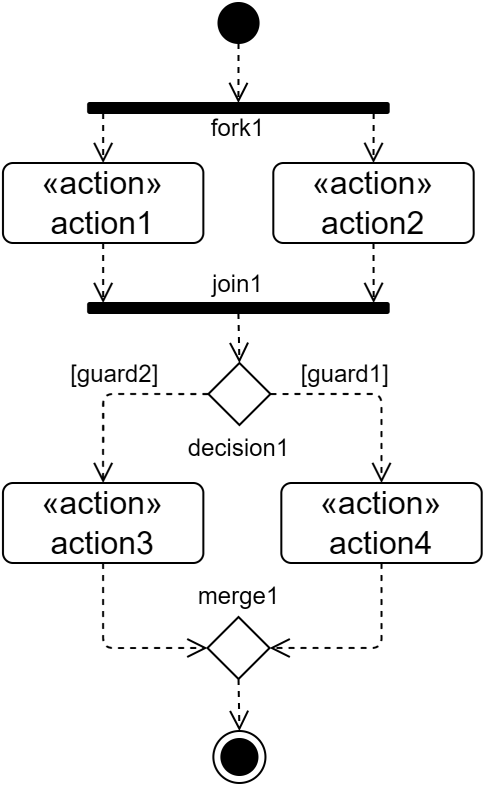
Element	Graphical Notation	Textual Notation
Action Definition		<pre> action def ActionDef1; action def ActionDef1 { /* members */ } </pre>
Action		<pre> action action1 : ActionDef1; action action1 : ActionDef1 { /* members */ } </pre>
Action with Parameters		<pre> item def ItemDef1 { in item 'item1.1'; out item 'item1.2'; in item 'item1.3'; } action action1 { inout param1 :ItemDef1; out param2 : ItemDef2; } </pre>

Element	Graphical Notation	Textual Notation
<p>Action with Graphical Compartment showing standard action flow view</p>		<pre> action action1 : Action1 { in input1; bind input1 = action2.input2; action action2 : Action2 { in input2; out output2; } flow action2.output2 to action3.input3; action action3 : Action3 { in input3; out output3; } bind action3.output3 = output1; out output1; } </pre>
<p>Actions Compartment</p>	<pre> <i>actions</i> ^action2 : ActionDef2 (in : ParamDef1, out : ParamDef2) action1 : ActionDef1 [1..*] ordered nonunique action3R : ActionDef3R redefines action3 action4R : ActionDef4R :>> action4 :>> action5 action6S : ActionDef6S [m] subsets action6 action7S : ActionDef7S [m] :> action7 action8R = action8 ref action9 : ActionDef9 perform action10 action11 ... </pre>	<pre> { action action1 : ActionDef1 [1..*] ordered nonunique; /* ... */ perform action action10; action action11 { action 'action11.1'; action 'action11.2'; } } </pre>

Element	Graphical Notation	Textual Notation
Perform Actions Compartment	<pre style="border: 1px solid black; padding: 5px;"> <i>perform actions</i> ^action2 : ActionDef2 (in : ParamDef1, out : ParamDef2) action1 : ActionDef1 [1..*] ordered nonunique action3R : ActionDef3R redefines action3 action4R : ActionDef4R :>> action4 :>> action5 action6S : ActionDef6S [m] subsets action6 action7S : ActionDef7S [m] :> action7 action8R = action8 action11 ... </pre>	<pre> { perform action action1 : ActionDef1 [1..*] ordered nonunique; /* ... */ } </pre>

Element	Graphical Notation	Textual Notation
<p>Perform Actions Swimlanes</p>	<p>Note. In View2, part0 has been elided.</p>	<pre> package SwimLanes { part def Part0; part def Part1; part def Part2; part part0 : PartDef0 { perform action0; part part1 : PartDef1 { perform action0.action1; perform action0.action4; } part part2 : PartDef2 { perform action0.action2; perform action0.action3; } } action action0 { action action1; action action2; action action3; action action4; first start then action1; first action1 then action2; first action2 then action3; first action3 then action4; first action4 then done; } } </pre>

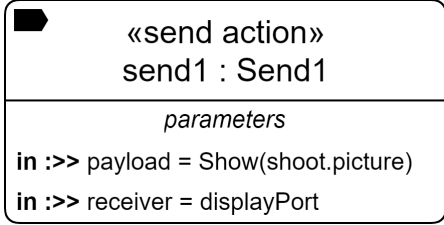
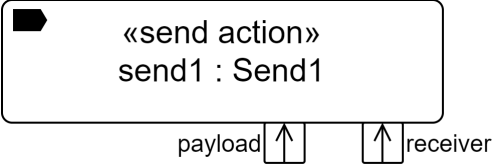
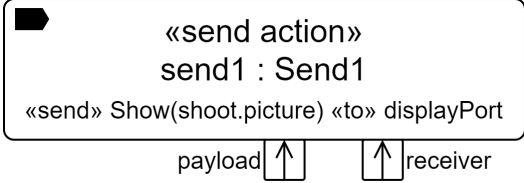
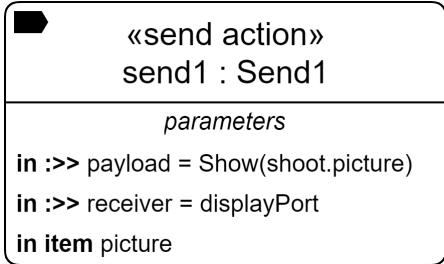
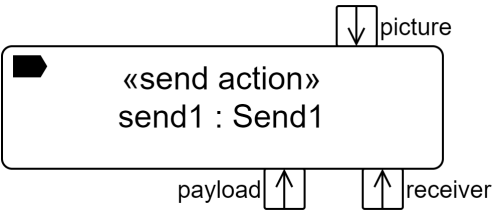
Element	Graphical Notation	Textual Notation
Parameters Compartment	<div style="border: 1px solid black; padding: 10px;"> <p style="text-align: center;"><i>parameters</i></p> <p>^in param5 : ParamDef5 in param1 : ParamDef1 [1..*] ordered nonunique out param2 : ParamDef2 inout param3 : ParamDef3 return param4 : ParamDef4 in param6R : ParamDef6R redefines param6 in param7R : ParamDef7R :>>param7 in :>> param8 in param9S : ParamDef9S [m] subsets param9 in param10S : ParamDef10S [m] :> param10 in param11 : ParamDef11 = expression1 ... </p> </div>	<pre> { in param1 : ParamDef [1..*] ordered nonunique; /* ... */ } </pre>
Actions with and without Conditional Succession		<pre> action action1 : Action1; action action2 : Action2; succession action1 if guard1 then action2; or action action1 : Action1; if guard1 then action2; action action2 : Action2; </pre>

Element	Graphical Notation	Textual Notation
<p>Actions with Control Nodes</p>		<pre> first start; then fork fork1; then action1; then action2; action action1; then join1; action action2; then join1; join join1; then decide decision1; if guard2 then action3; if guard1 then action4; action action3; then merge1; action action4; then merge1; merge merge1; then done; </pre>
<p>Performed By Compartment</p>		<p>No textual notation</p>

Element	Graphical Notation	Textual Notation
<p>Action with Loop (body in textual notation)</p>		<pre> package Loop { action actionWithLoop { attribute x:Integer := 1; attribute increment:Integer = 1; attribute y:Integer; loop action loop1 { assign y := 2*x; then assign x := x+increment; } until x >= 10; then done; } } </pre>

Element	Graphical Notation	Textual Notation
<p>Action with Loop (body in graphical notation)</p>	<div style="border: 1px solid black; padding: 10px;"> <p style="text-align: center;">«action» actionWithLoop</p> <hr/> <p style="text-align: center;"><i>attributes</i></p> <p>x : Integer increment : Integer = 1 y : Integer</p> <hr/> <p style="text-align: center;"><i>action flow</i></p> </div>	<pre> package Loop { action actionWithLoop { attribute x:Integer := 1; attribute increment:Integer = 1; attribute y:Integer; loop action loop1 { assign y := 2*x; then assign x := x+increment; } until x >= 10; then done; } } </pre>

Element	Graphical Notation	Textual Notation
Accept Action		<pre> port viewPort; item def Scene; action trigger1 : Trigger accept scene : Scene via viewPort; </pre>

Element	Graphical Notation	Textual Notation
Send Action		
		
		<pre> item def Picture; item picture : Picture; port displayPort; action def Send1; action send1 : Send1 send Show(picture) via displayPort; </pre>
		
		

Element	Graphical Notation	Textual Notation
Accept and Send Action Flow	<p>The diagram illustrates an action flow within a camera part. The camera part has a viewport port and a screen part. Inside, there is an accept action 'trigger' that receives a scene via the viewport. This triggers an action 'focus' which produces an image. This image triggers an action 'shoot' which produces a picture. Finally, the picture triggers a send action 'Show' which sends the picture via the displayPort to the screen part.</p>	<pre> part camera { port viewport; port displayPort; action takePicture : TakePicture { action trigger accept scene : Scene via viewport; then action focus : Focus { in item scene = trigger.scene; out item image; } flow from focus.image to shoot.image; then action shoot : Shoot { in item image flow from focus.image; out item picture; } then send Show(shoot.picture) via displayPort; } } part screen { port displayPort; } calc def Show { in item picture; item processedPicture; /* process picture */ return processedPicture; } </pre>

7.16.2 Action Definitions and Usages

[SYSML2-99: Incorrect notation in action examples](#)

An action definition or usage (that is not of a more specialized kind) can be declared as a kind of occurrence definition or usage (see 7.9.2), using the kind keyword **action**. An action usage must only be defined by action definitions (of any kind) or KerML behaviors (see [KerML, 7.4.7]).

Any directed features declared in the body of an action definition or usage are considered to be owned parameters of the action. Features with direction **in** are input parameters, those with direction **out** are output parameters, and those with direction **inout** are both input and output parameters.

```

action def TakePicture {
  // The following two features are considered parameters.
  in scene : Scene;
  out picture : Picture;

  bind focus.scene = scene;
  action focus : Focus { in scene; out image; }
  first focus then shoot;
  flow focus.image to shoot.image;
  action shoot : Shoot { in image; out picture; }
  bind picture = focus.picture;
}

```

If an action definition has superclassification relationships (implicit or explicit) with other action definitions (or KerML behaviors), then each of the owned parameters of the specialized action definition must redefine, in order, the parameter at the position of each of the general action definitions. The redefining parameters must have the same direction as the redefined parameters.

```

action def A { in a1; out a2; }
action def B { in b1, out b2; }
action def C specializes A, B {
  in c1 redefines a1 redefines b1;
  out c2 redefines a2 redefines b2;
}

```

If an action definition has a single superclassification, then the specialized action definition may declare fewer owned parameters than the general action definition, inheriting any additional parameters from the general definition (which are considered to be ordered after any owned parameters). If there is more than one superclassification, then every parameter from every general action definition must be redefined by an owned parameter of the specialized action definition. If the required redefinitions are not explicitly declared for a parameter, then the parameter is considered to implicitly have redefinitions sufficient to meet the stated requirements.

```

action def A1 :> A { in aa; } // aa redefines A::a1, A::a2 is inherited.
action def B1 :> B { in b1; out b2; inout b3; } // Redefinitions are implicit.
action def C1 :> A1, B1 { in c1; out c2; inout c3; }

```

If an action usage has any type of specialization relationship (i.e., feature typing, subsetting or redefinition, implicit or explicit) with an action definition or usage (or KerML behavior or step), the rules for the redefinition of the parameters of the general definitions and usages are the same as given for the redefinition of parameters of an action definition above.

```

action focus : Focus {
  // Parameters redefine parameters of Focus.
  in scene;
  out image;
}

action refocus subsets focus; // Parameters are inherited.

```

Binding and flow connection usages (see [7.13.3](#) and [8.4.9.6](#)) can be used to connect subactions in the body of an action definition or usage. In addition, the feature value shorthand for binding (see [7.13.4](#)) is often useful for action parameters.

```

action providePower : ProvidePower {
  in fuelCmd : FuelCmd;
  action generatePower : GeneratePower {
    in fuelCmd : FuelCmd = providePower::fuelCmd;
    out generatedTorque : Torque;
  }

  flow generatePower.generatedTorque
  to transmitPower.generatedTorque;

  action transmitPower : TransmitPower {
    in generatedTorque : Torque;
    out transmittedTorque;
  }
  // ...
}

```

The base action definition and usage are `Action` and `actions` from the `Actions` library model (see [9.2.9](#)). (For other semantic constraints on action usages, see [8.4.12](#).)

7.16.3 Control Nodes

A *control node* is a special syntactic notation for an action usage whose definition is a concrete specialization of the abstract action usage `ControlAction` from the `Actions` library model (see [9.2.9](#)). A control node is declared like a normal action usage (see [7.16.2](#)), but using one of the keywords shown in [Table 15](#) instead of the keyword `action`. A control node can only be declared in the body of an action definition or usage and implicitly subsets the action usage shown in the table corresponding to its keyword, thereby inheriting the corresponding definition. A control node is always composite, so the `ref` keyword is never used in a control node declaration. A control node declaration can have a body, but only containing annotating elements related to it via annotation relationships (see [8.2.2.4.1](#)).

Table 15. Control Node Definitions

Keyword	Subsetting	Definition
merge	<code>Actions::Action::merges</code>	<code>Actions::MergeAction</code>
decide	<code>Actions::Action::decisions</code>	<code>Actions::DecisionAction</code>
join	<code>Actions::Action::joins</code>	<code>Actions::JoinAction</code>
fork	<code>Actions::Action::forks</code>	<code>Actions::ForkAction</code>

Control nodes are used to control the sequencing of other action usages connected to them via successions. The following rules apply to these connections.

1. Incoming successions to a **merge** node must have source multiplicity 0..1 and subset the `incomingHBLink` feature inherited by `MergeAction` from the Kernel Semantic Library Behavior `ControlPerformances::MergePerformance` (see [KerML, 9.2.9]).
2. Outgoing successions from a **decide** node must have target multiplicity 0..1 and subset the `outgoingHBLink` feature inherited from the Kernel Library Behavior `ControlPerformances::DecisionPerformance` (see [KerML, 9.2.9]).
3. Incoming successions to a **join** node must have source multiplicity 1..1.
4. Outgoing successions from a **fork** node must have target multiplicity 1..1.

These rules shall be enforced in the abstract syntax, even if not shown explicitly in the concrete syntax notation for a model. (See also [8.4.12.4](#) on the semantic constraints related to control nodes.)

```
// Both action1 and action2 will proceed concurrently
// after fork1.
fork fork1;
first fork1 then action1;
first fork1 then action2;

action action1;
action action2;

// join1 will be performed after both action1
// and action2 have completed.
first action1 then join1;
first action2 then join1;
join join1;

first join1 then decision1;

// One of action3 or action4 will be chosen
// (non-deterministically) to be performed after decision1.
decide decision1;
first decision1 then action3;
first decision1 then action4;

action action3;
action action4;

// merge1 will be performed after either action3
// or action4 have completed.
first action3 then merge1;
first action4 then merge1;
merge merge1;
```

7.16.4 Succession Shorthands

The basic notation for successions (see [7.13.5](#)) may be used to specify the sequencing of action usages within the body of an action definition or usage. There are also additional textual notation shorthands that may be used *only* within the body of an action definition or usage, as described below. Further, every action inherits the features `start` and `done` from the base action definition `Actions::Action`, which represent the start and end snapshots of the action.

The source of a succession may be specified separately from the target by using the keyword **first** followed by a qualified name or feature chain for the source action usage. Similarly, the target of a succession may be specified separately from the source by using the keyword **then** followed by a qualified name or feature chain for the target action usage.

```
first action1;
then action2;

// The above two declarations are together
// equivalent to the following single succession.
first action1 then action2;
```

The **then** keyword may also be followed by a complete action usage declaration, rather than just the name.

```

first action1;
then action action2;

// The above two declarations are together
// equivalent to the following.
first action1 then action2;
action action2;

```

The **then** shorthand can be used lexically following any action usage, not just following a **first** declaration, with the preceding action usage becoming the source of the succession. This is particularly useful when a sequence of actions is to be performed successively or in a loop.

```

first start;
then merge loop;
then action initialize;
then action monitor;
then action finalize;
then loop;

```

The source of a succession must be an occurrence usage. Therefore, the source of a succession represented using the **then** shorthand is actually determined as the nearest occurrence lexically previous to the **then**, skipping over any intervening non-occurrence usages (and conditional successions, see [7.16.5](#)). Since a succession is not an occurrence usage, this allows several **then** successions to be placed in a sequence after a common source action usage. This is particularly useful for specifying multiple successions outgoing from **fork** and **decide** nodes.

```

// The two successions following fork1 both have
// fork1 as their source.
fork fork1;
    then action1;
    then action2;

action action1;
    then join1;

action action2;
    then join1;

join join1;

// The two successions following decision1 both have
// decision1 as their source.
then decide decision1;
    then action3;
    then action4;

action action3;
    then merge1;

action action4;
    then merge1;

merge merge1;

```

7.16.5 Conditional Successions

A succession within the body of an action definition or usage may be given a *guard* condition. A guard is given as a Boolean-valued expression preceded by the keyword **if**. It is placed in the declaration of the succession (see [7.13.5](#)) after the specification of the source of the succession and before the specification of the target.

```

succession conditionalOnActive
  first initialize if isActive then monitor;

```

Such a conditional succession actually declares a special transition usage (see also [7.17.3](#) on transition usages in state models), which is a kind of action usage defined by the action definition `DecisionTransitionAction` from the `Actions` model library (see [9.2.9](#)). The transition usage performs the evaluation of the guard expression and, if true, asserts the existence of the succession. (See [8.4.12.3](#) on the semantic constraints related to decision transition usages used for conditional successions.)

As usual, if the declaration part is empty, the keyword `succession` may be omitted. The source for the succession may then be further omitted, in which case the source is identified from a lexically previous action usage, as for the `then` shorthand described in [7.16.4](#). Further, the keyword `else` may be used in place of a guard expression to indicate a succession to be taken if the guards evaluate to false on all of an immediately preceding set of conditional successions. However, the target of a conditional succession *must* be specified as a qualified name or feature chain and cannot be a full action usage declaration, even when the shorthand notation is used.

The conditional succession shorthand notation is particularly useful for notating several conditional successions outgoing from a `decide` node.

```

merge loop;
action checkLevel { out level; }

decide;
  if level <= refillLevel then refill;
  if level >= maxLevel then drain;
  else continue;

action refill;
then loop;

action drain;
then loop;

action continue;

```

7.16.6 Perform Action Usages

A *perform action usage* is declared as an action usage (see [7.16.2](#)) but using the kind keyword `perform action` instead of just `action`. A perform action usage is a kind of event occurrence usage (see [7.9.5](#)) for which the event occurrence is an action usage, known as the *performed action*. As for an event occurrence usage, the performed action is related to the perform action usage by a *reference subsetting* relationship, specified textually using the keyword `references` or the symbol `::>`. Or, if the perform action usage has no such reference subsetting, then the performed action is the perform action usage itself.

```

part def Vehicle {
  perform action powerVehicle references VehicleActions::providePower;
  abstract perform action moveVehicle; // Performed action is itself.
}

```

A perform action usage may also be declared using just the keyword `perform` instead of `perform action`. In this case, the declaration does not include either a name or short name. Instead, the performed action of the perform action usage is identified by giving a qualified name or feature chain immediately after the `perform` keyword.

```

part vehicle : Vehicle {
  // The performed action is VehicleActions::move.
}

```

```

    perform VehicleActions::move :> Vehicle::moveVehicle;
}

```

If a perform action usage is used in the body of a part definition or usage, then the part is considered to be the *performer* of the performed action (see also [8.4.12.10](#) on the semantics of perform action usages). A perform action usage may also be used in the body of another action definition or usage, in which case it acts like a referential "call" of the performed action by the containing action.

```

action initialization {
  in item device;
  perform Utility::startUpCheck {
    in component = device;
    out status;
  }
  ...
}

```

The **ref** keyword may be used in the declaration of a performed action usage, but a perform action usage is always referential, whether or not **ref** is included in its declaration.

7.16.7 Send Action Usages

A *send action usage* is declared as an action usage (see [7.16.2](#)) implicitly defined by the action definition `SendAction` from the `Actions` library model (see [9.2.9](#)). A `SendAction` has three input parameters:

1. a set of *payload* values
2. a *sender* occurrence
3. a *receiver* occurrence

The behavior of a `SendAction` is to *transfer* the payload from the sender to the receiver.

In the textual notation for a send action usage, values for the three `SendAction` parameters are given after the action declaration part, identified by the keywords **send** (payload), **via** (sender) and **to** (receiver). If the declaration part is empty, then the **action** keyword may be omitted.

```

part monitor {
  action sendReadingTo {
    in part destination;

    perform getReading { out reading : SensorReading; }

    // Send a reading from the monitor to the destination.
    action sendReading
      send getReading.reading via monitor to destination;

    // The following send action is equivalent to the
    // one above, but without a name.
    send getReading.reading via monitor to destination;
  }
}

```

A send action usage can specify both a sender (**via**) and receiver (**to**), but it will generally give only one or the other. When a send action usage is directly or indirectly a composite feature of a part definition or usage, then the default for the sender (**via**) of the send action usage is the containing part, not the send action itself. This is known as the default *sending context*.

```

part monitor {
  action sendReadingTo {
    in part destination;

    perform getReading { out reading : SensorReading; }

    // The sender for the following send action is, by default,
    // the sending context, which is the part "monitor".
    send getReading.reading to destination;
  }
}

```

If a send action usage is *not* in the composition hierarchy of a part definition or usage (or any item definition or usage), then the sending context is the highest-level containing action usage. Note that a perform action usage is always referential, so that the sending context for subactions of a perform action usage is the perform action usage itself, *not* the containing performing part.

```

part monitor {
  ref part destination;
  perform action sending {
    perform getReading { out reading : SensorReading; }

    // The sender for the following send action is, by default,
    // the sending context, which is the action "sending",
    // not the part "monitor".
    send getReading.reading to destination;
  }
}

```

When sending through a port (see [7.12](#) on ports), the port usage will usually be the sender (**via**), with the actual receiver determined by interface connections having the port usage as their source (see [7.14](#)).

```

part def MonitorDevice {
  port readingPort;
  action monitoring {
    perform getReading { out reading : SensorReading; }
    send getReading.reading via readingPort;
  }
}

```

A send action usage must be one of the following:

1. An owned feature of an action definition or usage.
2. The owned **entry**, **do** or **exit** action of a state definition or usage (see [7.17](#)).
3. The owned **effect** action of a transition usage (see [7.17](#)).

The base send action usage is `sendActions` from the `Actions` library model (see [9.2.9](#)), which is defined by `SendAction`. (See [8.4.12.5](#) for additional semantic constraints on send action usages.)

7.16.8 Accept Action Usages

[SYSML2-101](#): Time triggers are relative to "localClock", not "defaultClock"

An *accept action usage* is declared as an action usage (see [7.16.2](#)) implicitly defined by the action definition `AcceptAction` from the `Actions` library model (see [9.2.9](#)). An `AcceptAction` has two parameters:

1. an output parameter for a set of *payload* values

2. an input parameter giving a *receiver* occurrence

The behavior of an `AcceptAction` is to accept the *transfer* of a payload received by the given receiver, and then output that payload.

The textual notation for an accept action usage includes special notation for declaring a usage-specific payload parameter and giving a value for the receiver parameter. The payload parameter declaration is identified by the keyword **accept**, and the expression giving the transfer receiver is identified by the keyword **via**. If the action declaration part is empty, then the **action** keyword may be omitted.

The payload parameter declaration for an accept action usage identifies the type of values accepted by the accept action. It is declared as a reference usage (see 7.6), but without the **ref** keyword or any body. If the payload parameter declaration has the form of a single qualified name (and, optionally, a multiplicity), then the qualified name is interpreted as the definition (type) of the payload parameter (*not* its name).

```
part controller {
  action accepting {
    // ...
    action acceptReading
      accept reading : SensorReading via controller;

    // The following accept action is equivalent to the
    // one above, but it does not name the accept action or
    // the payload parameter.
    accept SensorReading via controller;

    // ...
  }
}
```

A payload parameter declaration can also include a feature value (see 7.13.4). In this case, the accept action usage will only accept exactly the value that is the result of the feature value expression. The following special notations can also be used for the feature value of a payload parameter:

- *Change trigger*. A change trigger is notated using the keyword **when** followed by an expression whose result must be a `Boolean` value. A change trigger evaluates to a `ChangeSignal` (as defined in the `Observation` model from the Kernel Semantic Library Library [KerML, 9.2.13]) that is sent when the result of the given expression changes from `false` to `true` (or sent immediately if the expression is `true` when first evaluated).
- *Absolute time trigger*. An absolute time trigger is notated using the keyword **at** followed by an expression whose result must be a `TimeInstantValue` (see 9.8.8). An absolute time trigger evaluates to a `TimeSignal` (as defined in the `Trigger` model from the Kernel Semantic Library Library [KerML, 9.2.14]) that is sent when the current time (relative to the `localClock`, which defaults to the `defaultClock`, see 9.8.8) reaches the `TimeInstantValue` that is the result of the given expression.
- *Relative time trigger*. A relative time trigger is notated using the keyword **after** followed by an Expression whose result must be a `DurationValue` (see 9.8.8). A relative time trigger evaluates to a `TimeSignal` (as defined in the `Trigger` model from the Kernel Semantic Library Library [KerML, 9.2.14]) that is sent when the current time (relative to the `localClock`, which defaults to the `defaultClock`, see 9.8.8) reaches the `TimeInstantValue` that is computed as the result of the given expression added to the time at which the time trigger is evaluated.

```
part controller {
  in level : Real;
  attribute threshold : Real;
```

```

action {
  // Both of the following accept actions trigger (once) when the
  // given expression becomes true.
  accept : ChangeSignal = Triggers::triggerWhen({ level > threshold });
  accept when level > threshold;

  // The following accept action triggers at the given date and time.
  accept at Iso8601DateTime("2024-02-01T00:00:00Z");

  // The following accept action triggers 30 seconds after the evaluation
  // of its time trigger.
  accept after 30 [s];
}

```

When an accept action usage is directly or indirectly a composite feature of a part definition or usage, then the default for the receiver (**via**) of the accept action usage is the containing part, not the accept action itself. This is known as the default *accepting context*.

```

part controller {
  action accepting {
    // The receiver for the following accept action is, by default,
    // the accepting context, which is the part "controller".
    accept SensorReading;

    // ...
  }
}

```

If an accept action usage is *not* in the composition hierarchy of a part definition or usage (or any item definition or usage), then the accepting context is the highest-level containing action usage. Note that a perform action usage is always referential, so that the accepting context for subactions of a perform action usage is the perform action usage itself, *not* the containing performing part.

```

part controller {
  perform action accepting {
    // The receiver for the following accept action is, by default,
    // the accepting context, which is the "accepting" action,
    // not the part "controller".
    accept reading : SensorReading;

    // ...
  }
}

```

When accepting through a port (see [7.12](#) on ports), the port usage is the receiver (**via**).

```

part def ControllerDevice {
  port sensorPort;
  action control {
    accept reading : SensorReading via sensorPort;
  }
}

```

An accept action usage must be one of the following:

1. An owned feature of an action definition or usage.
2. The owned **entry**, **do** or **exit** action of a state definition or usage (see [7.17](#)).

3. The owned **effect** action or **accept** action of a transition usage (see [7.17](#)).

The base accept action usage is `acceptActions` from the `Actions` library model (see [9.2.9](#)), which is defined by `AcceptAction`. (See [8.4.12.6](#) for additional semantic constraints on accept action usages.)

7.16.9 Assignment Action Usages

An *assignment action usage* is declared as an action usage (see [7.16.2](#)) that is implicitly defined by the action definition `AssignmentAction` from the `Actions` model (see [9.2.9](#)). An `AssignmentAction` sets a *referent* feature of a *target* occurrence to a new *assigned value*. In the textual notation for an assignment action usage, these three things are specified in an *assignment part* between the usual action declaration part and the action body (if any). An assignment part consists of the keyword **assign** followed by an expression that evaluates to the target and a feature chain identifying the referent, separated by a dot (`.`), followed by the symbol `:=` and an expression whose result is the assigned value. If the declaration part is empty, then the **action** keyword may be omitted.

```
action def UpdateVehiclePosition {
  in part sim : Simulation;
  in attribute deltaT : TimeDurationValue;

  // The target of the assignment below is "sim".
  // The referent feature chain is "vehicle.position".
  assign sim.vehicle.position :=
    sim.vehicle.position + sim.vehicle.velocity * deltaT;

  // After the above assignment "sim.vehicle.position" has the
  // value of the result of the assigned value expression,
  // evaluated at the time of the assignment.
}

action def RecordNames {
  in item record : Record;
  in item entries : Entry[1..*];

  // "entries.name" evaluates to the names of all entries.
  // These values are assigned to the "names" feature of "record".
  assign record.names := entries.name;
}
```

If the target expression of an assignment action usage is omitted, then the target is implicitly the occurrence owning the assignment action usage.

```
action counter {
  // This attribute is initialized using a feature value.
  attribute count : Natural := 0;

  // The target of the following assign action usage is
  // implicitly the action "counter".
  assign count := count + 1;
  // ...
}
```

Every assignment action usage must be one of the following:

1. An owned feature of an action definition or usage.
2. The owned **entry**, **do** or **exit** action of a state definition or usage (see [7.17](#)).
3. The owned **effect** of a transition usage (see [7.17](#)).

The base assignment action usage is `assignmentActions` from the `Actions` library model (see [9.2.9](#)). (See [8.4.12.7](#) for other semantic constraints on assignment action usages.)

7.16.10 If Action Usages

[SYSML2-99](#): Incorrect notation in action examples

An *if action usage* is an action usage that is implicitly defined by one of the action definitions `IfThenAction` or `IfThenElseAction` from the `Actions` model (see [9.2.9](#)). In the textual notation, an if action usage can have a typical action declaration (see [7.16.2](#)), but *without* the usual action body. Instead, the action declaration part is followed by the keyword `if`, which introduces a Boolean-valued *condition expression*, followed by a *then clause* and, for an `IfThenElseAction`, the keyword `else` and an *else clause*. The behavior of an if action usage is to first evaluate the condition expression. If the result is true, then the then-clause is performed, otherwise the else-clause is performed, if there is one.

Each of the then-clause and the else-clause is itself notated as an action usage, but with the body required to be given using curly braces `{ ... }`, with a semicolon not allowed for an empty body.

```
action test if speed < lowerLimit
    action increase : IncreaseSpeed { }
else
    action main : MaintainSpeed { }
```

If the if action usage does not include a declaration part, the leading `action` keyword can be omitted. If either or both of the clauses have no declaration part, then the `action` keyword can be omitted for them, too, leaving only their bodies surrounded by curly braces.

```
if selectedSensor != null {
    assign reading := selectedSensor.reading;
} else {
    assign reading := undefinedValue;
}
```

With one except, only the basic form of action declaration can be used for the clauses of an if action usage, not the special notations for perform action usages, send action usages, etc. The except is that, if the else-clause is itself an if action usage, then the special if action usage notation can be used. This allows for a typical "else if" structure for expressing the performance of a sequence of multiple tests.

```
if threat.level == high then {
    perform soundAlarm {in cause = threat;}
} else if threat.level == medium then {
    action sendNotification {in msg = threat;}
} else {
    action beginMonitoring {in target = threat;}
}
```

7.16.11 Loop Action Usages

[SYSML2-103](#): Editorial corrections in 7.16.11

A *loop action usage* is an action usage that is implicitly defined by one of the concrete specializations of the abstract action definition `LoopAction` from the `Actions` model (see [9.2.9](#)). There are two forms of loop action usages, the *while loop action usage* and the *for loop action usage*. In the textual notation, both kinds of loop action can have a

typical action declaration (see [7.16.2](#)), but *without* the usual action body. Instead, the body is replaced with special notations specific to each kind of `LoopAction`.

While Loops

A while loop action usage is implicitly defined by the `WhileLoopAction` specialization of `LoopAction`. For a while loop action usage, the action declaration part is followed by the keyword **while**, which introduces a Boolean-valued *while expression*, followed by a *body clause*, and then, optionally, the keyword **until**, which introduces a Boolean-valued *until expression* terminated with a semicolon. The behavior of the while loop action usage is to repeatedly perform the body clause as long as the while expression evaluates to true and the until expression (if there is one) evaluates to false. The while expression is evaluated before the first iteration of the body clause, but the until expression is not evaluated for the first time until after the first iteration of the body clause (if the while expression evaluates to true).

Similarly to the then and else clauses of an if action usage (see [7.16.10](#)), the body clause is itself notated as an action usage, but with its body required to be given using curly braces { ... }, with a semicolon not allowed for an empty body.

```
action advance while t < endTime
  action step {
    perform advanceState {
      :>> stateVector = systemState;
      :>> deltaT = dt;
    }
    then assign t := t + dt;
  } until stateVector.position >= endPosition;
```

The **action** keyword can be omitted for the while loop action usage itself and/or for the body clause, if they have no action declaration part.

```
while not ready {
  assign ready := poll(device);
}
```

The keyword **loop** may be used as a shorthand for **while true**. This is useful for a while loop that is designed to be non-terminating or will be terminated with just an until expression.

```
loop {
  assign charge := MonitorBattery();
  then if charge < 100 {
    action AddCharge;
  }
} until charge >= 100;
```

For Loops

A for loop action usage is implicitly defined by the `ForLoopAction` specialization of `LoopAction`. For a for loop action usage, the action declaration part is followed by the keyword **for**, which introduces a *loop variable declaration* followed by the keyword **in** and a *sequence expression*, and, after that, a *body clause*. The behavior of the for loop action usage is to first evaluate the sequence expression, which should result in a sequence of values. The body clause is then performed iteratively, with the loop variable assigned to each value sequentially for each iteration.

As for a while loop action usage, the body clause is itself notated as an action usage, but with its body required to be given using curly braces { ... }, with a semicolon not allowed for an empty body.

```

action dynamicScenario
  for power : PowerValue in powerProfile
    action dynamicsStep {
      assign position := ComputeDynamics(position, power);
    }

```

The **action** keyword can be omitted for the for loop action usage itself and/or for the body clause, if they have no action declaration part.

```

for power : PowerValue in powerProfile {
  assign position := ComputeDynamics(position, power);
}

```

The `..` operator can be used to construct a sequence of Integer values between two bounds (inclusive), which can be useful as the sequence expression of a for loop (especially for indexing).

```

for i in 1..scenario->size() {
  assign positionList :=
    positionList->including(scenario.position#(i));
  assign velocityList :=
    velocityList->including(scenario.velocity#(i));
}

```

7.17 States

7.17.1 States Overview

[SYSML2-341](#): Compartments still show nested feature notation

Metamodel references:

- *Textual notation*, [8.2.2.17](#)
- *Graphical notation*, [8.2.3.17](#)
- *Abstract syntax*, [8.3.17](#)
- *Semantics*, [8.4.13](#)

States

A *state definition* is a kind of action definition (see [7.16](#)) that defines the conditions under which other actions can execute. A *state usage* is a usage of a state definition. State definitions and usages are used to describe state-based behavior, where the execution of any particular state is triggered by events.

A state definition or usage can contain specially identified action usages that are only performed while the state is activated.

- An *entry action* starts when the state is activated.
- A *do action* starts after the entry action completes and continues while the state is active.
- An *exit action* starts when the state is exited, and the state becomes inactive once the exit action is completed.

State definitions and usages follow the same patterns that apply to structural elements (see [7.6](#)). States can be decomposed into lower-level states to create a hierarchy of state usages, and states can be referenced by other states. In addition, a state definition can be specialized, and a state usage can be subsetted and redefined. This provides enhanced flexibility to modify a state hierarchy to adapt to its context.

Exhibited States

A state usage can be a feature of a part definition or a part usage, which can exhibit a state by referencing the state usage or by containing an owned state usage. Whether owned or referenced, the state usage that the part exhibits can represent a top state in a hierarchy of state usages.

An *exhibit state usage* is a state usage that specifies that a state is exhibited by the owner of the exhibit state usage. An exhibit state usage is referential, which allows the exhibited state behavior to be defined in a different context than that of the exhibitor (perhaps by a state usage in a state decomposition hierarchy). However, if the owner of the exhibit state usage is an occurrence, then the referenced state performance must be carried out entirely within the lifetime of the performing occurrence.

In particular, an exhibit state usage can be a feature of a part definition or usage, specifying that the referenced state is exhibited by the containing part. Typically, the exhibited state and its substates will reflect conditions of the exhibiting part, such as the operating states of a vehicle. The values of the exhibit state usage are then references to occurrences of the state when the exhibiting part is "in" that state.

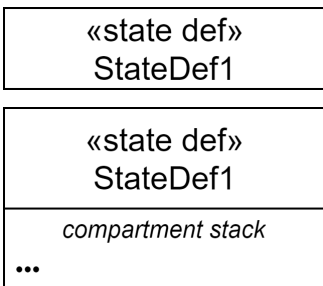
Transitions

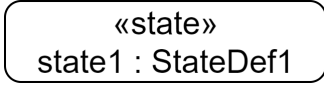


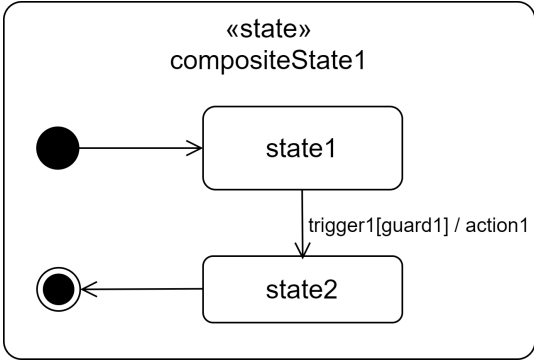
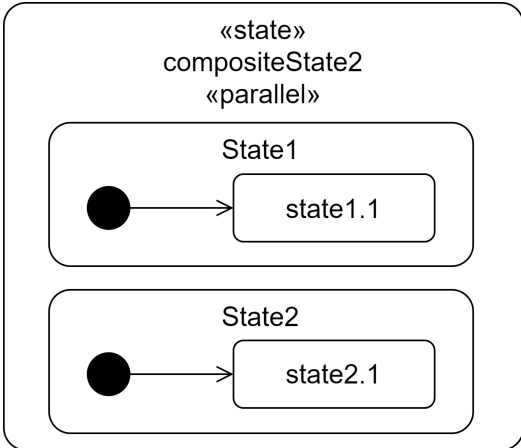
State usages can be connected by *transition usages*, which can activate and deactivate the state usages. The triggering of a transition usage from its source state usage to its target state usage deactivates the source state and activates the target state. The trigger of a transition usage is an accept action usage (see 7.16), which accepts an incoming transfer. The transition usage can contain a *guard condition*, which is a Boolean expression (see 7.18) that must evaluate to `true` for the transition to occur. In addition, a transition usage may specify an *effect action usage* that starts if the transition is triggered, after the source state is deactivated, and must complete before the target state is activated. If the triggering transfer of a transition has a payload, then this payload is available for use in the guard condition and effect action of the transition, and after the transition completes.

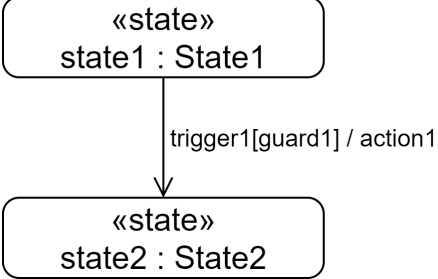
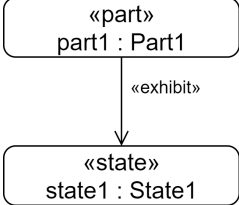
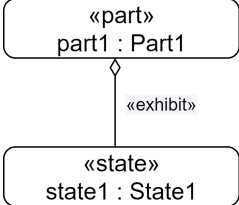
Parallel States

A *parallel state* is one whose substates are performed concurrently. As such, no transitions are allowed between the substates of a parallel state. In contrast, if a non-parallel state has substates then, exactly one of the substates shall be active at any point in time in the lifetime of the containing state after completion of the entry action (if any).

Table 16. States – Representative Notation

Element	Graphical Notation	Textual Notation
State Definition		<pre>state def StateDef1; state def StateDef1 { /* members */ }</pre>

Element	Graphical Notation	Textual Notation
State	 	<pre>state state1 : StateDef1; state state1 : StateDef1 { /* members */ }</pre>
State with entry, do and exit actions.		<pre>state state1 { entry action1; do action2; exit action3; }</pre>
State with Graphical Compartment with standard state transition view (sequential states)		<pre>state compositeState1 { entry; then state1; state state1; transition first state1 accept trigger1 if guard1 do action1 then state2; state state2; then done; }</pre>
State with Graphical Compartment with standard state transition view (parallel states)		<pre>state compositeState2 parallel { state state1 { entry; then 'state1.1'; state 'state1.1'; } state state2 { entry; then 'state2.1'; state 'state2.1'; } }</pre>

Element	Graphical Notation	Textual Notation
Transition		<pre> state state1 : State1; state state2 : State2; transition first state1 accept trigger1 if guard1 do action1 then state2; or state state1 : State1; accept trigger1 if guard1 do action1 then state2; state state2 : State2; </pre>
Exhibit		<pre> part part1 : Part1 { exhibit state1; } </pre>
Exhibit State		<pre> part part1 : Part1 { exhibit state state1 : State1; } </pre>
States Compartment	<pre> states ^state2 : StateDef2 state1 : StateDef1 [1..*] ordered nonunique state3R : StateDef3R redefines state3 state4R : StateDef4R :>> state4 :>> state5 state6S : StateDef6S [m] subsets state6 state7S : StateDef7S [m] :> state7 state8R = state8 ref state9 : StateDef9 exhibit state10 state11 ... </pre>	<pre> { state state1 : StateDef [1..*] ordered nonunique; /* ... */ exhibit state state10; state state11 { state 'state11.1'; state 'state11.2'; } } </pre>

Element	Graphical Notation	Textual Notation
Exhibit States Compartment	<div style="border: 1px solid black; padding: 5px; margin-bottom: 10px;"> <p style="text-align: center;"><i>exhibit states</i></p> <pre> ^state2 : StateDef2 state1 : StateDef1 [1..*] ordered nonunique state3R : StateDef3R redefines state3 state4R : StateDef4R :>> state4 :>> state5 state6S : StateDef6S [m] subsets state6 state7S : StateDef7S [m] :> state7 state8R = state8 state11 ... </pre> </div> <div style="border: 1px solid black; padding: 5px; margin-left: auto; margin-right: auto;"> <p style="text-align: center;"><i>exhibits</i></p> <pre> ^state2 state1 ... </pre> </div>	<pre> { exhibit state state1 : StateDef [1..*] ordered nonunique; /* ... */ } </pre>
Exhibited By Compartment	<div style="border: 1px solid black; padding: 5px; margin-left: auto; margin-right: auto;"> <p style="text-align: center;"><i>exhibited by</i></p> <pre> item1 : ItemDef1 </pre> </div>	No textual notation

7.17.2 State Definitions and Usages

A state definition or usage is declared as an action definition or usage (see [7.16.2](#)), but using the keyword **state** instead of **action**. In addition, entry, do and exit actions can be declared (at most one of each) in the body of a state definition or usage, using the keywords **entry action**, **do action**, and **exit action**, followed by an action declaration and body, in the usual form.

```

state def Exercising {
  entry action warmup : WarmUp;
  do action exercise : Exercise {
    action strengthTraining;
    then action cardioTraining;
  }
  exit action cooldown : Cooldown;
}

```

In addition to the generic **action** notation as above, the special notations for send action usages (see [7.16.7](#)), accept action usages (see [7.16.8](#)), and assignment action usages (see [7.16.9](#)) can be used for entry, do, and exit actions.

```

state def Operating {
  entry assign stateCode := StateCodes::Operating;
  do send ReadySignal() to Controller;
}

```

The **entry**, **do**, and **exit** keywords can also be used without any **action** keyword. If the keyword is immediately followed by a semicolon **;**, then they are empty actions. If they are followed by a qualified name or feature chain for an action usage, then this is a shorthand for relating the entry, do, or exit action to the identified action usage via *reference subsetting* (see also [7.13.2](#)).

```

action monitorTemperature;
state def TurnedOn {
    // This is an empty entry action.
    entry;

    // The following is equivalent to
    // do action references monitorTemperature;
    do monitorTemperature;
}

```

A state definition or usage may hierarchically contain state usages in its body. By default, these substate usages are considered to be *exclusive*, that is, their performances do not overlap in time. However, if the keyword **parallel** is added to a state definition or usage, just before the body part, then the containing state definition or usage becomes a parallel state, and its contained state usages can be performed in parallel. (However, no transitions are allowed between concurrent states; see [7.17.3](#).)

```

state def VehicleStates parallel {
    // These substates are performed concurrently.
    state OperationalStates;
    state HealhStates;
}

```

The base state definition and usage are `State` and `states` from the `States` library model (see [7.17](#)). (For other semantic constraints on state usages, see [8.4.13](#).)

7.17.3 Transition Usages

A transition usage is also a kind of action usage (see [7.16.2](#)) that can be used within non-parallel states. (A parallel state with concurrent substates is not allowed to have transitions to or from its substates.) A transition usage is implicitly defined by the action definition `StateTransitionAction` from the `States` library model (see [7.17](#)). A transition usage also relates a *source* state usage to a *target* state usage, declaring that it is possible to transition from a performance of the source state to a new performance of the target state.

In addition, a transition usage can have an entry or exit action as a source or target. Indeed, for a non-parallel state definition or usage with nested state usages, the initial state usage is indicated by a transition from the entry action to that state usage, representing that this is the state that is entered on completion of the entry action.

A transition usage is identified with the keyword **transition**. The source and target states are identified using the same keywords as for a succession (see [7.13.5](#)), **first** and **then**.

```

state def OnOff1 {
    entry action init;
    transition first init then off;

    state off;
    state on;

    transition off_on first off then on;
    transition on_off first on then off;
}

```


A transition usage can also have a Boolean-valued guard expression. The guard expression is evaluated during the performance of the source, and the transition usage is only enabled to possibly cause a transition out of the source state when the guard evaluates to true. In the textual notation, the guard expression is given after the keyword **if**, between the source and target parts.

```
state def OnOff2 {
  in attribute isInitOff;
  in attribute isEnabled;

  entry action init;
  transition first init if isInitOff then off;
  transition first init if not isInitOff then on;

  state off;
  state on;

  transition off_on first off if isEnabled then on;
  transition on_off first on if isEnabled then off;
}
```

A transition usage can also have an *accepter*, which is an accept action usage use to trigger the transition. The accepter action for a transition usage is placed after the guard expression and notated using the **accept** keyword, with its payload and receiver parameters specified exactly as discussed in [7.16.8](#). Transition usages from the entry action are not allowed to have accepters.

```
item def TurnOn;
state def OnOff3 {
  in attribute isInitOff;
  in attribute isEnabled;

  port commPort;

  entry action init;
  transition first init if isInitOff then off;
  transition first init if not isInitOff then on;

  state off;
  state on;

  transition off_on
    first off
    if isEnabled
    accept TurnOn via commPort
    then on;
  transition on_off
    first on
    if isEnabled
    accept after 5[min]
    then off;
}
```

Finally, a transition usage can have an *effect action*, which is an action usage that is performed if the transition usage is triggered. An effect action is notated using the keyword **do** in the same way as a do action on a state definition or usage (see [7.17.2](#)). In the textual notation for a transition usage, it is also placed between the source and target parts, after the guard and accepter (if the transition usage has those).

```
action def PowerUp;
item def TimeoutSignal;
```

```

state def OnOff4 {
  in attribute isInitOff;
  in attribute isEnabled;

  port commPort;

  entry action init;
  transition first init if isInitOff then off;
  transition first init if not isInitOff then on;

  state off;
  state on;

  transition off_on
    first off
    if isEnabled
    accept TurnOn via commPort
    do action powerUp : PowerUp;
    then on;
  transition on_off
    first on
    if isEnabled
    accept after 5[min]
    do send TimeoutSignal() via commPort
    then off;
}

```

In the textual notation, there is also a shorthand for a transition usage without a declaration part, in which both the **transition** keyword *and* the source part can be omitted. In this case, the source is taken to be the closest lexically previous state usage, which means the transition usages out of a certain state usage need to be placed essentially immediately after their source states. This notation can also be used when the transition source is the entry action, which is particularly useful, because it means the entry action does not need to be named.

```

state def OnOff5 {
  in attribute isInitOff;
  in attribute isEnabled;

  port commPort;

  entry;
  if isInitOff then off;
  if not isInitOff then on;

  state off;
  if isEnabled
  accept TurnOn via commPort
  do action powerUp : PowerUp;
  then on;

  state on;
  if isEnabled
  accept after 5[min]
  do send TimeoutSignal() via commPort
  then off;
}

```

In summary, the guard and accepter of a transition action usage determine whether a transition usage is triggered:

1. A transition usage can only be triggered during a performance of its source.

2. If a transition usage has a guard expression, it can only be triggered if the guard expression evaluates to true.
3. If a transition has an acceptor, and it meets the above conditions, then it is triggered if the acceptor can accept in incoming transfer via its receiver parameter, in which case the acceptor is performed as described in [7.16.8](#) (see also [8.4.12.6](#)).

If a transition usage is triggered, then it establishes a succession relationship between the source performance and a new performance of the target, and a transition is performed as follows:

1. If the source state has a do action that is still being performed, that is interrupted.
2. Then, if the source state has an exit action, that is performed.
3. Once that completes, if the transition usage has an effect action, that is performed.
4. Once that completes, if the target state has an entry action, that is performed.
5. Once that completes, if the target state has a do action, that is performed.

7.17.4 Exhibit State Usages

An *exhibit state usage* is declared as a state usage (see [7.17.2](#)) but using the kind keyword **exhibit state** instead of just **state**. An exhibit state usage is a kind of perform action usage (see [7.16.6](#)) for which the action usage is a state usage, known as the *exhibited state*. As for a perform action usage, the exhibited state is related to the exhibit state usage by a *reference subsetting* relationship, specified textually using the keyword **references** or the symbol `:>`. Or, if the exhibit state usage has no such reference subsetting, then the exhibited state is the exhibit state usage itself.

```
part def Vehicle {
    exhibit state operatingState references VehicleStates::operating;
    abstract exhibit state monitoringState; // Exhibited state is itself.
}
```

An exhibit state usage may also be declared using just the keyword **exhibit** instead of **exhibit state**. In this case, the declaration does not include either a name or short name. Instead, the exhibited state of the exhibit state usage is identified by giving a qualified name or feature chain immediately after the **exhibit** keyword.

```
part vehicle : Vehicle {
    // The exhibited state is VehicleActions::monitoring.
    exhibit VehicleStates::monitoring :> Vehicle::monitoringState;
}
```

If an exhibit state usage is used in the body of a part definition or usage, then the part is considered to be the *performer* of the exhibit state usage (see also [8.4.13.4](#) on the semantics of exhibit state usages). The **ref** keyword may be used in the declaration of a exhibit state usage, but a exhibit state usage is always referential, whether or not **ref** is included in its declaration.

7.18 Calculations

7.18.1 Calculations Overview

Metamodel references:

- Textual notation, [8.2.2.18](#)
- Graphical notation, [8.2.3.18](#)
- Abstract syntax, [8.3.18](#)
- Semantics, [8.4.14](#)

A *calculation definition* is a kind of action definition (see 7.16) that has a distinguished parameter with direction **out** called the *result* parameter (which is usually the only **out** parameter). A calculation definition specifies a reusable computation that returns a result in the result parameter. A *calculation usage* is an action usage that is a usage of a calculation definition.

In addition to its parameters, a calculation definition or usage may have features that are calculation or action usages that carry out steps in the computation of the result of the calculation. The calculation may also have other features that are used to record intermediate results in the computation. The final result is specified as an *expression* written in terms of the input parameters of the calculation and any intermediate results.

KerML includes extensive syntax for constructing expressions, including traditional operator notations for functions in the Kernel Function Library, which is adopted in its entirety into SysML. In addition, a calculation definition is also a KerML function, and a calculation usage is itself a KerML expression. This allows a calculation definition or usage to also be invoked using the notation of a KerML invocation expression. (See the KerML Specification [KerML, 7.4.9] for a complete description of the KerML expression sublanguage.)

Calculation definitions are often used to define mathematical functions, in which case the defined computation should be *pure*. A pure calculation has the following properties:

1. Two invocations of the calculation definition with the same values for the input parameters always produce the same values for the result parameter.
2. The performance of the calculation does not produce any side effects (that is, it does not effect any occurrence that is not a composite part of its performance or that of a subaction or subcalculation).

Any subcalculations or subactions of a pure calculation must also be pure, including the final expression computing the result. Further, the inputs of a pure calculation should either be attributes or the calculation should not rely on features of input occurrences that may change from one invocation of the calculation definition to another.

Table 17. Calculations – Representative Notation

Element	Graphical Notation	Textual Notation
Calc Definition	<div style="border: 1px solid black; padding: 5px; width: fit-content; margin: 0 auto;"> <p style="text-align: center;">«calc def» CalcDef1</p> <hr style="border: 0; border-top: 1px solid black; margin: 2px 0;"/> <p style="text-align: center;"><i>result</i> expression1</p> </div>	<pre>calc def CalcDef1 { expression1 }</pre>
	<div style="border: 1px solid black; padding: 5px; width: fit-content; margin: 0 auto;"> <p style="text-align: center;">«calc def» CalcDef1</p> <hr style="border: 0; border-top: 1px solid black; margin: 2px 0;"/> <p style="text-align: center;"><i>compartment stack</i> ...</p> </div>	<pre>calc def CalcDef1 { /* members */ }</pre>

Element	Graphical Notation	Textual Notation
Calc		<pre> calc calc1 : CalcDef1 { expression1 } calc calc1 : CalcDef1 { /* members */ } </pre>

7.18.2 Calculation Definitions and Usages

A calculation definition or usage is declared as an action definition or usage (see [7.16.2](#)), but using the keyword **calc** instead of **action**. As for an action definition or usage, directed usages declared in the body of a calculation definition or usage are considered to be parameters. In addition, the result parameter for a calculation definition or usage can be declared as an out parameter using the keyword **return** instead of **out**. Note that a calculation definition or usage always has a result parameter, inherited if not owned.

```

calc def Velocity {
  in v_i : VelocityValue;
  in a : AccelerationValue;
  in dt : TimeValue;
  return v_f : VelocityValue;
}

```

If a calculation definition has superclassification relationships (implicit or explicit) with action definitions (or KerML behaviors), then the rules for the redefinition of the non-result parameters of the calculation definition are the same as for an action definition (see [7.16.2](#)). In addition, if a calculation definition specializes other calculation definitions (or KerML functions), then its result parameter redefines the results parameters of the calculation definitions it specializes, regardless of the positions of those parameters.

```

calc def Dynamics {
  in initialState : DynamicState;
  in time : TimeValue;
  return : DynamicState;
}

calc def VehicleDynamics specializes Dynamics {
  // Each parameter redefines the corresponding parameter of Dynamics
  in initialState : VehicleState;
  in time : TimeValue;
  return : VehicleState;
}

```

If a calculation usage has any type of specialization relationship (i.e., feature typing, subsetting or redefinition, implicit or explicit) with an action definition or usage (or KerML behavior or step), the rules for the redefinition of the parameters of the general definitions and usages are the same as given for the redefinition of parameters of a calculation definition above.

```

calc computation : Dynamics {
  // Parameters redefine parameters of Dynamics.
}

```

```

    in initialState;
    in time;
    return result;
}
calc vehicleComputation subsets computation {
    // Input parameters are inherited, result is redefined.
    return : VehicleState;
}

```

The body of a calculation definition or usage is like the body of an action definition or usage (see [7.16.2](#)), with the optional addition of the declaration of a result expression at the end, using the expression sublanguage from [KerML, 7.4.9]. The result of the result expression is implicitly bound to the result parameter of the containing calculation definition or usage..

```

calc def Average {
    in scores[1..*] : Rational;
    return : Rational;

    sum(scores) / size(scores)
}

```

Note. A result expression is written *without* a final semicolon.

The result of a calculation definition or usage can also be explicitly bound, particularly using a feature value on the result parameter declaration (see [7.13.4](#)). In this case, the body of the calculation definition or usage should *not* include a result expression.

```

calc def Average {
    in scores[1..*] : Rational;
    return : Rational = sum(scores) / size(scores);
}

```

The base calculation definition and usage are Calculation and calculations from the Calculations library model (see [7.18](#)).

7.19 Constraints

7.19.1 Constraints Overview

[SYSML2-341](#): Compartments still show nested feature notation

Metamodel references:

- *Textual notation*, [8.2.2.19](#)
- *Graphical notation*, [8.2.3.19](#)
- *Abstract syntax*, [8.3.19](#)
- *Semantics*, [8.4.15](#)

Constraint Definition and Usage

A *constraint definition* is a kind of occurrence definition (see [7.9](#)) that defines a logical predicate. Similar to a calculation definition (see [7.18](#)), a constraint definition may have parameters with direction **in**. A constraint always has an implicit Boolean-value result parameter with direction **out**. A constraint usage is an occurrence usage that is the usage of a constraint definition.

Also similarly to a calculation, a constraint definition or usage may have features that are calculation or action usages that carry out steps in the computation of the result of the calculation. The constraint may also have other features that are used to record intermediate results in the computation. The final result is specified as an expression written in terms of the input parameters of the calculation and any intermediate results. In addition, a constraint definition is also a KerML predicate and a constraint usage is a KerML Boolean expression, which allows a constraint definition or usage to also be invoked using the notation of a KerML invocation expression.

For a given set of input parameter values, a constraint usage is *satisfied* if its expression evaluates to `true` and is *violated* otherwise. The parameters of a constraint usage may be bound to specific features whose values can be constrained by the constraint expression. For the constraint expression $\{x < y\}$, the constraint usage may bind x to the diameter of a bolt and bind y to the diameter of a hole that the bolt must fit into. This constraint can then be evaluated to be `true` or `false`. E.g., if x is 3 and y is 5, then the expression $x < y$ evaluates to `true`, and the constraint is satisfied. In the general case, the expression used to define a constraint can be arbitrarily complicated, as long as the overall expression returns a Boolean value.

A constraint usage that is a feature of another definition or usage may also directly reference features of its containing context, in which case it may be used to effectively constrain the values of those features. In a context with the features `bolt diameter` and `hole diameter`, a constraint usage may be defined directly without parameters using the expression `{'bolt diameter' < 'hole diameter'}`.

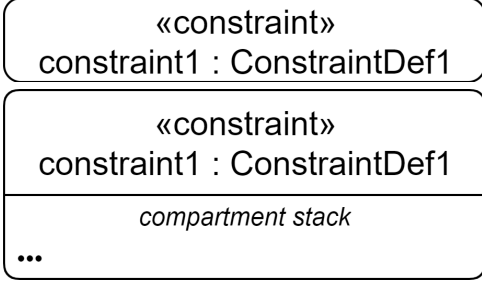
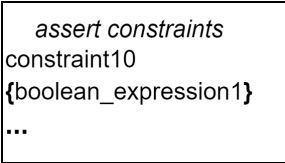
Asserted Constraints

In general, a constraint may be satisfied sometimes and violated other times. However, an *assert constraint usage* asserts that the result of a given constraint must be always `true` at all times. If, at some point in time, it can be determined that an assert constraint usage evaluates to other than its asserted value, this would be a logical inconsistency in the model. Constraints associated with the laws of physics, for example, should be asserted to be `true`, because they cannot be violated in any valid model of the real world. However, a constraint can also be asserted simply if its satisfaction is expected to be implied within a model. That way, if the constraint is violated, this can be flagged by tooling as needing resolution.

An assert constraint usage can also be *negated*, which means that the given constraint is asserted to be `false` rather than `true`. A negated assert constraint usage can be used to assert that some condition must never happen if the model is logically consistent.

Table 18. Constraints – Representative Notation

Element	Graphical Notation	Textual Notation
Constraint Definition	<div style="border: 1px solid black; padding: 5px; margin-bottom: 5px; text-align: center;"> «constraint def» ConstraintDef1 </div> <div style="border: 1px solid black; padding: 5px; margin-bottom: 5px; text-align: center;"> «constraint def» ConstraintDef1 </div> <div style="border: 1px solid black; padding: 5px; margin-bottom: 5px; text-align: center;"> <i>compartment stack</i> </div> <div style="border: 1px solid black; padding: 5px; margin-bottom: 5px; text-align: center;"> ... </div>	<pre> constraint def ConstraintDef1; constraint def ConstraintDef1 { /* members */ } </pre>

Element	Graphical Notation	Textual Notation
Constraint		<pre> constraint constraint1 : ConstraintDef1; constraint constraint1 : ConstraintDef1 { /* members */ } </pre>
Constraints Compartment	<pre> <i>constraints</i> ^constraint2 : ConstraintDef2 constraint1 : ConstraintDef1 [1..*] ordered nonunique constraint3R : ConstraintDef3R redefines constraint3 constraint4R : ConstraintDef4R ::>> constraint4 ::>> constraint5 constraint6S : ConstraintDef6S [m] subsets constraint6 constraint7S : ConstraintDef7S [m] ::> constraint7 constraint8R = constraint8 ref constraint9 : ConstraintDef9 assert constraint10 assert {boolean_expression1} {boolean_expression1} constraint11 require constraint12 assume constraint13 ... </pre>	<pre> { constraint constraint1 : ConstraintDef1 [1..*] ordered nonunique; /* ... */ assert constraint constraint10; constraint {boolean_expression1} } </pre>
Assert Constraints Compartment		<pre> { assert constraint constraint1 : ConstraintDef1 [1..*] ordered nonunique; /* ... */ assert constraint {boolean_expression1} } </pre>

7.19.2 Constraint Definitions and Usages

A constraint definition or usage can be declared as a kind of occurrence definition or usage (see [7.9.2](#)), using the kind keyword **constraint**. A constraint usage must be defined by a single constraint definition or a KerML predicate (see [KerML, 7.4.8]).

Constraint definitions and usages are not calculation definitions and usages, but, like calculation definitions and usages, they are kinds of KerML functions and expressions (a predicate is a kind of function). As such, any directed usages declared in the body of a calculation definition or usage are considered to be owned parameters of the

calculation. Furthermore, every constraint definition and usage has a result parameter, but, since this must have a Boolean type, it is generally not necessary to redeclare it for a constraint definition or usage.

The body of a constraint definition or usage is also like the body of a calculation definition or usage (see [7.18.2](#)), including the addition of the declaration of a result expression at the end, using the expression sublanguage from [KerML, 7.4.9]. For a constraint definition or usage, the result expression must be Boolean valued.

```
constraint def IsFull {
  in tank : FuelTank;
  tank.fuelLevel == tank.maxFuelLevel // Result expression
}
part def Vehicle {
  part fuelTank : FuelTank;
  constraint isFull : IsFull {
    in tank = fuelTank;
  }
}
```

The base constraint definition and usage are `Constraint` and `constraints` from the `Constraints` model library (see [7.19](#))

7.19.3 Assert Constraint Usages

[SYSML2-153: Error in assert constraint example](#)

An assert constraint usage is declared like a regular constraint usage (see [8.4.15.2](#)), except using the kind keyword **assert constraint** instead of just **constraint**. By default, an assert constraint usage asserts that it must evaluate to true at all times. However, an assert constraint usage may be *negated* by inserting the keyword **not** between **assert** and **constraint**, in which case the assertion is that the assert constraint usage evaluates to *false* at all times.

```
part testObject {
  attribute computedMass : MassValue;
  assert constraint { computedMass >= 0[kg] }
  // Alternatively, the following is equivalent.
  assert not constraint { computedMass < 0[kg] }
}
```

An assert constraint usage may also be declared using just the keyword **assert** instead of **assert constraint**. In this case, the declaration does not include either a name or short name for the assert constraint usage. Instead, the constraint to be asserted is identified by giving a qualified name or feature chain immediately after the **assert** keyword, and it is then related to the assert constraint usage by a *reference subsetting relationship* (see also [8.4.5.3](#)). A negated assert constraint usage of this form can be constructed using **assert not**.

```
constraint negativeMass {
  attribute mass : MassValue;
  mass < 0[kg]
}
part testObject {
  attribute computedMass : MassValue;

  // The following is equivalent to
  // assert not constraint references negativeMass { ... }
  assert not negativeMass {
    :>> mass = computedMass;
  }
}
```

```

part alienObject {
    attribute antiMass : MassValue;

    // The following is equivalent to
    // assert constraint references negativeMass { ... }
    assert negativeMass {
        :>> mass = antiMass;
    }
}

```

7.20 Requirements

7.20.1 Requirements Overview

[SYSML2-341](#): Compartments still show nested feature notation

[SYSML2-312](#): Typo: Table 19 - requirres

Metamodel references:

- Textual notation, [8.2.2.20](#)
- Graphical notation, [8.2.3.20](#)
- Abstract syntax, [8.3.20](#)
- Semantics, [8.4.16](#)

Requirements

A *requirement definition* is a kind of constraint definition (see [7.19](#)) that specifies stakeholder-imposed constraints that a design solution must satisfy to be a valid solution. A requirement definition contains one or more features that are constraint usages designated as the *required constraints*. These may be specified informally using text statements (commonly known as "shall" statements) or more formally using constraint expressions. A requirement definition may also optionally include *assumed constraints*. The required constraints of a requirement only apply if all the assumed constraints are satisfied.

A *requirement usage* is a kind of constraint usage (see [7.19](#)) that is a usage of a requirement definition in some context. The context for multiple requirements can be provided by a package (see [7.5](#)), a part (see [7.11](#)) or another requirement. A design solution must satisfy the requirement and all of its member requirements and constraints to be a valid solution.

A requirement definition or usage may be decomposed into nested requirement usages, which may themselves be further decomposed. Since a requirement usage is a kind of constraint usage, any nested composite requirement usage is automatically considered to be a required constraint of the containing requirement definition or usage. A requirement definition or usage may also reference another requirement usage as a required constraint. For the overall requirement to then be satisfied, all such composite or referenced requirements must be satisfied.

Like any usage element, the features of a requirement usage can redefine the features of its requirement definition. For example, a requirement definition `MaximumMass` may include the require constraint `{massActual <= massRequired}`, written in terms of the attribute usages `massActual` and `massRequired`. A requirement usage `maximumVehicleMass` defined by `MaximumMass` could restrict the subject of the requirement to be a `Vehicle`, redefine the `massActual` attribute to be the mass of the subject `Vehicle`, and redefine the `massRequired` attribute and bind it to 2000 kilograms. In this way, the requirement definition serves as a requirement template that can be reused and tailored to each context of use.

Subjects

A requirement definition or usage always has a *subject*, which is a distinguished parameter that identifies the entity on which the requirement is being specified. A requirement usage can only be satisfied by an entity that conforms to the definition of its subject. For example, if the subject of a requirement is defined to be a `Vehicle`, then a standard vehicle model or sports vehicle model can satisfy the requirement, as long as these usages are defined by `Vehicle` or a specialization of it. The subject can also be restricted to be a certain kind of definition element, if it is desired to constrain what kind of entity can satisfy the requirement. For example, the subject can be restricted to be an action, if it is desired to constrain the requirement to be satisfied only by action usages.

Constraining the subject of a requirement definition or usage is also useful to allow features of the subject definition to be used in formal expressions for the assumed and required constraints of the requirement. However, this may not be necessary if the requirement is specified more informally, or in terms of parameters or other features to be bound later. In this case, it is not necessary to explicitly specify the subject of a requirement, in which case it the subject is implicitly assumed to be defined as `Anything`.

Note. Cases also have subjects (see [7.21](#)).

Actors, Stakeholders and Concerns

Actors and stakeholders are additional distinguished parameters that may be specified for a requirement definition or usage. Actor and stakeholder parameters are part usages representing entities that play special roles relative to the requirement definition or usage. A requirement may have multiple actors and stakeholders, some of which may have the same definition, representing the same kind of entity playing different roles relative to the requirement.

An *actor parameter* represents a role played by an entity external to the subject of the requirement but necessary for the satisfaction of the requirement. For example, a requirement whose subject is a `Vehicle` may also specify an actor that is the `Driving Environment`. Features of this actor may be used in, for example, the assumed constraints of the requirement, to constrain the environment in which the required constraints apply. The satisfaction of the requirement by a specific subject entity is then relative to the specific environment entity filling the actor role.

Note. Actor parameters may also be specified for cases (see [7.21](#)) and, in particular, use cases (see [7.24](#)).

A *stakeholder parameter* represents a role played by an entity (usually a person, organization or other group) having concerns related to the containing requirement. Stakeholder concerns may also be explicitly modeled as special kinds of requirements. A *concern definition* is a kind of requirement definition that represents a stakeholder concern. A *concern usage* is a kind of requirement usage that is a usage of a concern definition. The stakeholder parameters of a concern definition or usage then delineate the stakeholders that have a certain concern.

Rather than explicitly referencing specific stakeholders, a requirement definition or usage can be specified as *framing* the modeled concerns of relevant stakeholders. All the framed concerns of a requirement must then be *addressed* for the requirement to be satisfied.

Note. Stakeholder and concern modeling is frequently used in the context of view and viewpoint modeling (see [7.25](#)). A viewpoint is a kind of requirement that frames certain stakeholder concerns to be addressed by one more views satisfying the viewpoint.

Requirement Satisfaction

Since a requirement is a kind of constraint, a requirement can be evaluated to be `true` or `false`. A requirement is *satisfied* when it evaluates to `true`.

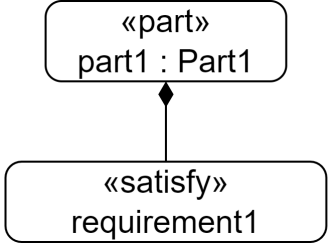
A *satisfy requirement usage* is a kind of assert constraint usage (see [7.19](#)) that asserts that a requirement is satisfied when a given feature is bound to the subject parameter of the requirement. Other parameters or features of the

requirement may also be bound in the body of the satisfy requirement usage. For example, the `maximumVehicleMass` requirement above could be asserted to be satisfied by a specific `vehicle c1` usage, which means that the required constraint `{massActual <= massRequired}` must be true when `massActual` is bound to the mass of `vehicle c1`.

Similarly to an assert constraint usage, a satisfy requirement usage can also be *negated*. A negated satisfy requirement usage asserts that some entity does *not* satisfy the given requirement.

Table 19. Requirements – Representative Notation

Element	Graphical Notation	Textual Notation											
Requirement Definition	<div style="border: 1px solid black; padding: 5px; margin-bottom: 10px; text-align: center;"> <p>«requirement def» <R1> RequirementDef1</p> </div> <div style="border: 1px solid black; padding: 5px; margin-bottom: 5px; text-align: center;"> <p>«requirement def» RequirementDef1</p> </div> <table border="1" style="width: 100%; border-collapse: collapse;"> <tr> <td style="text-align: center;"><i>compartment stack</i></td> </tr> <tr> <td style="text-align: center;">...</td> </tr> </table>	<i>compartment stack</i>	...	<pre> requirement def <R1> RequirementDef1 { subject s1 : Subject1; } requirement def RequirementDef1 { /* members */ } </pre>									
<i>compartment stack</i>													
...													
Requirement	<div style="border: 1px solid black; border-radius: 10px; padding: 5px; margin-bottom: 10px; text-align: center;"> <p>«requirement» <r1> requirement1 : RequirementDef1</p> </div> <div style="border: 1px solid black; padding: 5px; margin-bottom: 5px; text-align: center;"> <p>«requirement» requirement1 : RequirementDef1</p> </div> <table border="1" style="width: 100%; border-collapse: collapse;"> <tr> <td style="text-align: center;"><i>compartment stack</i></td> </tr> <tr> <td style="text-align: center;">...</td> </tr> </table> <table border="1" style="width: 100%; border-collapse: collapse;"> <tr> <td style="text-align: center;">«requirement» requirement1 : RequirementDef1</td> </tr> <tr> <td style="text-align: center;"><i>documentation</i></td> </tr> <tr> <td style="text-align: center;">...</td> </tr> <tr> <td style="text-align: center;"><i>subject</i></td> </tr> <tr> <td>redefines s1 = mySubject</td> </tr> <tr> <td style="text-align: center;"><i>require constraints</i></td> </tr> <tr> <td>require2 ...</td> </tr> <tr> <td style="text-align: center;"><i>assume constraints</i></td> </tr> <tr> <td>constraint1 ...</td> </tr> </table>	<i>compartment stack</i>	...	«requirement» requirement1 : RequirementDef1	<i>documentation</i>	...	<i>subject</i>	redefines s1 = mySubject	<i>require constraints</i>	require2 ...	<i>assume constraints</i>	constraint1 ...	<pre> requirement <r1> requirement1 : RequirementDef1 { subject redefines s1 = mySubject; } requirement requirement1 : RequirementDef1 { doc /* ... */ subject redefines s1 = mySubject; require require2; assume constraint1; } </pre>
<i>compartment stack</i>													
...													
«requirement» requirement1 : RequirementDef1													
<i>documentation</i>													
...													
<i>subject</i>													
redefines s1 = mySubject													
<i>require constraints</i>													
require2 ...													
<i>assume constraints</i>													
constraint1 ...													

Element	Graphical Notation	Textual Notation
Requirements Compartment	<pre> requirements ^requirement2 : RequirementDef2 requirement1 : RequirementDef1 [1..*] ordered nonunique requirement3R : RequirementDef3R redefines requirement3 requirement4R : RequirementDef4R >> requirement4 >> requirement5 requirement6S : RequirementDef6S [m] subsets requirement6 requirement7S : RequirementDef7S [m] > requirement7 requirement8R = requirement8 ref requirement9 : RequirementDef9 requirement11 ... </pre>	<pre> { requirement requirement1 : RequirementDef1 [1..*] ordered nonunique; /* ... */ } </pre>
Satisfy Requirements Compartment	<pre> satisfy requirements requirement11 requirement11-1.x1 = a requirement11-2.x2 = b ... </pre>	<pre> part part1 { satisfy requirement11 by part1 { bind 'requirement11-1'.x1 = a; bind 'requirement11-2'.x2 = b; } } </pre>
Satisfy		<pre> requirement requirement1 : Requirement1; part part1 : Part1 { satisfy requirement1; } </pre>

7.20.2 Requirement Definition and Usage

A requirement definition or usage is declared as a kind of constraint definition or usage (see [7.19.2](#)), using the kind keyword **requirement**. A requirement usage must be defined by a single requirement definition.

The informal *text* of a requirement is given by any documentation comments written in the body of a requirement definition or usage. If a requirement definition or usage is declared with a short name (see [7.2](#)), then this is also considered to be its *requirement ID*.

Formally, a requirement is a kind of constraint. However, rather than specifying its constraint expression directly, a requirement constraint is built from two sets of other constraints: the *assumed* and *required* constraints of the requirement. The effective constraint for the requirement is then a logical implication: if all the assumption constraints are true, all the required constraints must be true. Required and assumed constraints are declared as composite constraint usages in the body of a requirement definition or usage, by prefixing a regular constraint usage declaration (see [7.19.2](#)) with the keyword **assume** or **require**.

```

requirement def <'1.1'> MaximumMass {
  doc
  /*
   * Assuming the required mass is greater than 0,
   * the actual mass shall be less than or equal to
   * the required mass.
   */

  attribute massActual : MassValue;
  attribute massRequired : MassValue;
  assume constraint { massRequired > 0[kg] }
  require constraint { massActual <= massRequired }
}

```

An assumed or required constraint may also be declared using just the keyword **assume** or **require** instead of **assume constraint** or **require constraint**. In this case, the declaration does not include either a name or short name for the constraint usage. Instead, the constraint to be assumed or required is identified by giving a qualified name or feature chain immediately after the **assume** or **require** keyword, and it is then related to the assumed or required constraint usage by a *reference subsetting relationship* (see also [8.4.5.3](#)).

```

constraint massIsPositive {
  attribute mass : MassValue;
  mass > 0[kg];
}
constraint massLimit {
  attribute mass : MassValue;
  attribute massLimit : MassValue;
  massActual <= massRequired
}
requirement def <'1.1'> MaximumMass {
  attribute massActual : MassValue;
  attribute massRequired : MassValue;
  assume massIsPositive {
    :>> mass = massRequired;
  }
  require massLimit {
    :>> mass = massActual;
    :>> massLimit = massRequired;
  }
}

```

The *subject* of a requirement definition or usage is modeled as its first parameter. Following the general rule for parameters (see [7.16.2](#)), the subject parameter of a requirement definition or usage will redefine the subject parameter of any requirement definitions or usages that it specializes. The base requirement definition in the Requirements library model specifies the most general possible subject, with the default name `subj` and the most general type `Anything`, and this can then be further specialized in specific requirement definitions and usages. A subject parameter is always an **in** parameter, so it is not necessary to declare it with an explicit direction. Instead, the keyword **subject** is used to identify the declaration of a subject parameter, which must come before the declaration of any other parameters in a requirement definition or usage.

```

requirement <'v1.1'> vehicleMaximumMass : MaximumMass {
  doc
  /* The total mass of a Vehicle shall be no greater than
   * its required mass.
   */

  subject vehicle : Vehicle;
  attribute :>> massActual = vehicle.totalMass;
}

```

```

    attribute :>> massRequired = 2000[kg];
    // Required and assumed constraints are inherited.
}

```

A requirement definition or usage may also have one or more *actor* or *stakeholder* parameters. Similarly to the declaration of a subject parameter, these distinguished parameters are declared using the keywords **actor** and **stakeholder** rather than explicitly declaring their direction. Actor and stakeholder parameters are part usages, so they must be (explicitly or implicitly) defined by part definitions (see [7.11.2](#)).

```

requirement def BrakingRequirement {
    subject vehicle : Vehicle;
    actor environment : 'Driving Environment';
    stakeholder driver : Person;

    attribute speedLimit : SpeedValue;
    attribute maxBrakingDistance : DistanceValue;

    assume constraint {
        doc /* The environment conditions are poor. */
    }
    assume constraint {
        doc /* The driver is an occupant of the vehicle. */
    }
    assume constraint {
        doc /* The vehicle speed is less than the speed limit. */
    }

    require constraint {
        doc /* The vehicle shall brake from its initial speed to zero
            * speed in a distance less than the maxBrakingDistance.
            */
    }
}

```

A composite requirement usage nested in a requirement definition or usage is a *subrequirement* of the containing requirement definition or usage. Subrequirements are considered to automatically be required constraints of the containing requirement definition or usage. This is useful for modeling groups of requirements that are intended to be satisfied together on the same subject. To simplify doing this, if a subject parameter is not explicitly declared for a subrequirement, it is assumed to have the same subject as its containing requirement definition or usage, with its subject bound to that of the container.

```

requirement def VehicleRequirementsGroup {
    subject vehicle : Vehicle;

    // The subject of the following subrequirements
    // are implicitly bound to the subject "vehicle"
    // of the containing requirement definition.
    requirement driving : DrivingRequirement;
    requirement braking : BrakingRequirement;

    // The subject of the following subrequirement
    // is declared explicitly.
    requirement engineRqts : EngineRequirementsGroup {
        subject engine = vehicle.engine;
    }
}

```

The base requirement definition and usage are `RequirementCheck` and `requirementChecks` from the Requirements model library (see [9.2.13](#)).

7.20.3 Concern Definitions and Usages

A concern definition or usage is declared as a requirement definition or usage (see [7.20.2](#)) using the kind keyword **concern** instead of **requirement**. Otherwise, a concern definition or usage is specified exactly like a regular requirement definition or usage. The intent, however, is that the concerns of one or more stakeholders can be modeled as the required constraints of a concern definition or usage with appropriate stakeholder parameters.

```
concern def BrakingConcern {
  subject vehicle : Vehicle;
  stakeholder driver : Person;

  attribute maxBrakingDistance : DistanceValue;

  assume constraint {
    doc /* The driver is an occupant of the vehicle. */
  }
  require constraint {
    doc /* The vehicle shall brake from its initial speed to zero
       * speed in a distance less than the maxBrakingDistance.
       */
  }
}
```

One or more concerns can then be *framed* in other requirement definitions and usages. A framed concern usage is a subrequirement usage (see [7.20.2](#)) indicated by prefixing a concern usage declaration with the keyword **frame**. As for an assumed or required constraint, the keyword **frame** can be used rather than **frame concern** to declare a framed concern using reference subsetting. In any case, since the framed concern usage itself is a subrequirement, it will automatically be considered a required constraint of its containing requirement definition or usage.

```
requirement def BrakingRequirement {
  subject vehicle : Vehicle;
  actor environment : 'Driving Environment';

  attribute speedLimit : SpeedValue;
  attribute maxBrakingDistance : DistanceValue;

  assume constraint {
    doc /* The environment conditions are poor. */
  }

  frame concern brakingConcern : BrakingConcern {
    // Subject is automatically bound to "vehicle".
    :>> maxBrakingDistance = BrakingRequirement::maxBrakingDistance;
  }
}
```

The base concern definition and usage are `ConcernCheck` and `concernChecks` from the Requirements model library (see [9.2.13](#)).

7.20.4 Satisfy Requirement Usages

A satisfy requirement usage is declared as a requirement usage (see [7.20.2](#)), using the kind keyword **satisfy requirement**. However, a satisfy requirement usage differs from a regular requirement usage in two ways:

1. The subject parameter of a satisfy requirement usage must be bound to a *satisfying feature*.
2. A satisfy requirement usage is a kind of assert constraint usage (see [7.19.3](#)).

Together, these mean that a satisfy requirement usage asserts that it is satisfied as a requirement (that is, it always evaluates to true) when the role of its subject is bound to the satisfying feature. The satisfying feature for a satisfy requirement usage can be specified in its declaration, immediately before its body, after keyword **by**.

```
part vehicle1 : Vehicle;
satisfy requirement braking : BrakingRequirement by vehicle1 {
  :>> speedLimit = 100[km/h];
  :>> maxBrakingDistance = 10[m];
}
```

A satisfy requirement usage may also be declared using just the keyword **satisfy** instead of **satisfy requirement**. In this case, the declaration does not include either a name or short name for the satisfy requirement usage. Instead, the requirement to be satisfied is identified by giving a qualified name or feature chain immediately after the **satisfy** keyword, and it is then related to the satisfy requirement usage by a *reference subsetting relationship* (see also [8.4.5.3](#)).

```
satisfy vehicleMaximumMass by vehicle1;
```

A satisfy requirement usage can be *negated* by placing the keyword **not** before **satisfy**. A negated satisfy requirement usage asserts that the modeled requirement is *not* satisfied by the value of the given satisfying feature.

```
part vehicle2 : ExperimentalVehicle;
not satisfy vehicleMaximumMass by vehicle2;
```

A satisfy requirement usage can be declared without an explicit satisfying feature if it is nested in definition or usage. In this case, the satisfying feature is considered to be given by the containing definition or usage (in the case of a definition this is essentially the `self` feature of the definition; see [KerML, 9.2.2]).

```
part vehicle3 : Vehicle {
  part engine : Engine;
  // ...

  // "vehicle3" is implicitly the satisfying feature.
  satisfy rqts : VehicleRequirementsGroup;
}
```

7.21 Cases

7.21.1 Cases Overview

Metamodel references:

- *Textual notation*, [8.2.2.21](#)
- *Graphical notation*, [8.2.3.21](#)
- *Abstract syntax*, [8.3.21](#)
- *Semantics*, [8.4.17](#)

A *case definition* is a kind of calculation definition (see [7.18](#)) that produces a result intended to achieve a specific objective regarding a given subject. A *case usage* is a kind of calculation usage that is a usage of a case definition. A case is a general concept that may be used in its own right, but also provides the basis for more specific kinds of cases, including analysis cases (see [7.22](#)), verification cases (see [7.23](#)), and use cases (see [7.24](#)).

The *subject* of a case is modeled as a distinguished parameter, similarly to the subject of a requirement (see [7.20](#)). The *objective* of a case is modeled as a requirement usage to be satisfied by the performance of the case. Depending on the kind of case, the subject of the objective may be the same as the subject of the case (such as for a verification case or a use case) or it may be the result of the case (such as for an analysis case).

A case definition or usage may also have one or more *actor parameters* that represent roles played by an entity external to the subject of the case but necessary to the specification of the case. An actor parameter is a part usage representing an entity that plays a designated actor role for the case. A case may have multiple actors representing the same kind of entity playing different roles relative to the case.

Note. Actor parameters may also be specified for any kind of case, but they are used, in particular, in the specification of use cases (see [7.24](#)). Requirements may also have actor parameters (see [7.20](#)).

The body of a case can be specified using subactions and subcalculations needed to achieve the case objective. This generally includes some combination of collecting information about the subject, evaluating it, and then producing a result.

7.21.2 Case Definitions and Usages

A case definition or usage is declared as a kind of calculation definition or usage (see [7.18.2](#)), using the kind keyword **case**. A case usage must be defined by a single case definition.

The *subject* of a case definition or usage is modeled as its first parameter. Following the general rule for parameters (see [7.16.2](#)), the subject parameter of a case definition or usage will redefine the subject parameter of any case definitions or usages that it specializes. The base case definition in the `Cases` library model specifies the most general possible subject, with the default name `subj` and the most general type `Anything`, and this can then be further specialized in specific case definitions and usages. A subject parameter is always an **in** parameter, so it is not necessary to declare it with an explicit direction. Instead, the keyword **subject** is used to identify the declaration of a subject parameter, which must come before the declaration of any other parameters in a case definition or usage.

A case definition or usage may also have one or more *actor* parameters. Similarly to the declaration of a subject parameter, these distinguished parameters are declared using the keyword **actor** rather than explicitly declaring their direction. Actor parameters are part usages, so they must be (explicitly or implicitly) defined by part definitions (see [7.11.2](#)).

The *objective* of a case definition or usage is declared as a requirement usage (see [7.20.2](#)), but using the keyword **objective** instead of **requirement**. The subject of an objective requirement is bound by default to the result of the case definition or usage, meaning that the objective of the case concerns its result. However, this can be overridden in specific case definitions or usages (but see [7.22.2](#) and [7.23.2](#) on the required bindings for analysis cases and verification cases).

```
case def FaultRecovery {
  subject system : AutomationSystem;
  actor engineer : Person;
  objective {
    doc
    /* The engineer determines the cause of the system
     * fault and resolves it returning the system to
     * nominal operation.
     */
  }
}
```

The base case definition and usage for `Case` and `cases` from the `Cases` model library (see [9.2.14](#)).

7.22 Analysis Cases

7.22.1 Analysis Cases Overview

Metamodel references:

- *Textual notation*, [8.2.2.22](#)
- *Graphical notation*, [8.2.3.22](#)
- *Abstract syntax*, [8.3.22](#)
- *Semantics*, [8.4.18](#)

An *analysis case definition* is a kind of case definition (see [7.21](#)) whose objective is to carry out an analysis on the subject of the case. An *analysis case usage* is a kind of case usage that is a usage of an analysis case definition.

The subject of an analysis case identifies what is being analyzed. The subject can often be kept quite general in an analysis case definition and then made more specific in usages of that definition. Performing an analysis case returns a result about the subject. For example, a fuel economy analysis of a vehicle subject returns the estimated fuel economy of the vehicle, given a set of analysis inputs and assumed conditions. The analysis result can be evaluated to determine whether it satisfies the analysis objective.

The performance of an analysis case can be specified in a number of different ways.

- The analysis case can include a set of *analysis actions*, each of which can specify calculations that return results. For example, the fuel economy analysis referred to above may require both a dynamics analysis and a fuel consumption analysis. The dynamics analysis determines the vehicle trajectory and the required engine power versus time. The fuel consumption analysis determines the fuel consumed to achieve the required engine power. Both the dynamics analysis and the fuel consumption analysis may require multiple calculations.
- An analysis can be specified in SysML and solved by external solvers. In this case, the analysis case specifies the analysis to be performed, but does not define how the analysis is actually executed. For example, the analysis case could specify that the analysis result is obtained by integrating a differential equation, without detailing what integration algorithm is to be used to do this.
- An analysis case can also specify a set of simultaneous equations to be solved. This can be done defining one or more constraint usages (see [7.19](#)) that logically *and* each of the equations, and asserting that the constraint must be true. A solver would be expected to solve the equations such that it returns values that satisfy each equation.

Table 20. Analysis Cases - Representative Notation

Element	Graphical Notation	Textual Notation
Analysis Case Definition	<div style="border: 1px solid black; padding: 5px; margin-bottom: 5px;"> <p style="text-align: center;">«analysis def» AnalysisDef1</p> <hr/> <p style="text-align: center;"><i>subject</i></p> <p>s1 : Subject</p> <hr/> <p style="text-align: center;"><i>objective</i></p> <p>doc '...' assume assumption1</p> </div> <div style="border: 1px solid black; padding: 5px;"> <p style="text-align: center;">«analysis def» AnalysisDef1</p> <hr/> <p style="text-align: center;"><i>compartment stack</i></p> <p>...</p> </div>	<pre> analysis def AnalysisDef1 { subject s1 : Subject1; objective { doc /* '...' */; assume assumption1; } } analysis def AnalysisDef1 { /* members */ } </pre>
Analysis Case	<div style="border: 1px solid black; padding: 5px; margin-bottom: 5px;"> <p style="text-align: center;">«analysis» analysis1 : AnalysisDef1</p> <hr/> <p style="text-align: center;"><i>subject</i></p> <p>redefines s1 = mySubject</p> <hr/> <p style="text-align: center;"><i>objective</i></p> <p>doc '...' assume assumption1</p> </div> <div style="border: 1px solid black; padding: 5px;"> <p style="text-align: center;">«analysis» analysis1 : AnalysisDef1</p> <hr/> <p style="text-align: center;"><i>compartment stack</i></p> <p>...</p> </div>	<pre> analysis analysis1 : AnalysisDef1 { subject redefines s1 = mySubject; objective { doc /* '...' */ assume assumption1; } } analysis analysis1 : AnalysisDef1 { /* members */ } </pre>
Analyses Compartment	<div style="border: 1px solid black; padding: 5px;"> <p style="text-align: center;">«analysis» analysis1 : AnalysisDef1</p> <hr/> <p style="text-align: center;"><i>subject</i></p> <p>redefines s1 = mySubject</p> <hr/> <p style="text-align: center;"><i>objective</i></p> <p>doc '...' assume assumption1</p> <hr/> <p style="text-align: center;"><i>analyses</i></p> <p>^analysis3 : AnalysisDef3 analysis4 : AnalysisDef4</p> </div>	<pre> analysis analysis1 : AnalysisDef1 { ... analysis analysis4 : AnalysisDef4; } </pre>

7.22.2 Analysis Case Definitions and Usages

An analysis case definition or usage is declared as a case definition or usage (see [7.21.2](#)), using the kind keyword **analysis**. An analysis case usage must be defined by a single analysis case definition.

For an analysis case, the subject of the objective is always bound to the result of the analysis case definition or usage. That is, the objective is always about the result that is produced by the analysis.

```
analysis def FuelEconomyAnalysis {  
  subject vehicle : Vehicle;  
  return fuelEconomyResult : DistancePerVolumeValue;  
  
  objective fuelEconomyAnalysisObjective {  
    doc  
    /*  
     * The objective of this analysis is to determine whether the  
     * subject vehicle can satisfy the fuel economy requirement.  
     */  
  
    requirement : FuelEconomyRequirement;  
  }  
  // ...  
}
```

The base analysis case definition and usage are `AnalysisCase` and `analysisCases` in the `AnalysisCases` model library (see [9.2.15](#)).

7.22.3 Trade-Off Analyses

A *trade-off analysis* is a special kind of analysis used to evaluate and compare alternatives. Such an analysis can be modeled by a usage of the `TradeStudy` analysis case definition from the `TradeStudies` library model found in the Analysis Domain Library (see [9.4.5](#)).

The subject of a `TradeStudy` analysis case is the collection of alternatives to be analyzed. An *evaluation function* is then provided that is used to evaluate each alternative, in order to find the alternative that meets the objective of the analysis case. Common `TradeStudy` objectives are to maximize or minimize the value of the objective function.

An example of a trade-off analysis is an analysis that evaluates and compares alternatives for a vehicle engine in terms of various criteria, such as power, mass, efficiency and cost. The evaluation function establishes a relative weighting of each criterion based on its importance to the stakeholder. The evaluation result is computed for each alternative based on a weighted sum of the normalized value for each of the criteria. The evaluation results for each alternative are then compared with each other, based on the `TradeStudy` objective, to determine a preferred solution.

```
analysis engineTradeStudy : TradeStudy {  
  // The subject is bound to the two alternatives to be studied.  
  subject : Engine = (engine4cyl, engine6cyl);  
  
  // The objective is to find the alternative that has the  
  // maximum value for the evaluationFunction.  
  objective : MaximizeObjective;  
  
  // For each one of the alternatives, the evaluationFunction  
  // produces a numerical evaluation result.  
  calc :>> evaluationFunction {  
    in part anEngine : Engine :>> alternative;
```

```

    calc powerRollup: PowerRollup {
        in engine = anEngine;
        return power;
    }
    calc massRollup: MassRollup {
        in engine = anEngine;
        return mass;
    }
    calc efficiencyRollup: EfficiencyRollup {
        in engine = anEngine;
        return efficiency;
    }
    calc costRollup: CostRollup {
        in engine = anEngine;
        return cost;
    }

    return :>> result : Real = EngineEvaluation(
        power = powerRollup.power,
        mass = massRollup.mass,
        efficiency = efficiencyRollup.efficiency,
        cost = costRollup.cost
    );
}

// The selected alternative will be the one that has the
// maximum value for the evaluationFunction.
return part :>> selectedAlternative : Engine;
}

```

7.23 Verification Cases

7.23.1 Verification Cases Overview

[SYSML2-341](#): Compartments still show nested feature notation

Metamodel references:

- *Textual notation*, [8.2.2.23](#)
- *Graphical notation*, [8.2.3.23](#)
- *Abstract syntax*, [8.3.23](#)
- *Semantics*, [8.3.23](#)

A *verification case definition* is a kind of case definition (see [7.21](#)) whose result is a verdict on whether the subject of the case satisfies certain requirements. A *verification case usage* is a case usage that is a usage of a verification case definition.

The subject of a verification case is an input parameter that identifies the system or other entity that is being evaluated as to whether it satisfies certain requirements (often referred to as the "unit under test" or "unit under verification"). The subject may be kept general in a verification case definition and then made more specific in usages of that definition. The objective of a verification case is to verify that the verification subject satisfies one or more specific requirements, which are specified as a special kind of required constraint in the objective. The result of the validation case is a *verdict*, which is one of the following:

- *Pass* indicates that the subject has been determined to satisfy the requirements to be verified.
- *Fail* indicates that the subject has been determined *not* to satisfy the requirements to be verified.

- *Inconclusive* indicates that a determination could not be made as to whether the subject satisfies the requirements to be verified.
- *Error* indicates that an error occurred during the performance of the verification.

A typical verification case includes a set of *verification actions* that perform the following steps.

1. *Collect data* about the subject as needed to support the verification objective, which is typically done using *verification methods* such as analysis, inspection, demonstration, and test.
2. *Analyze collected data*. For example, the data may include multiple measurements that span a range of conditions for a particular individual, or measurements of different individuals. This analysis step may need to determine the probability distribution, mean, and standard deviation associated with the measurements.
3. *Evaluate the results of the analysis* based on the objective to produce a verdict.

Each of the verification actions in the verification case requires a set of resources to perform the actions. This may include verification personnel, equipment, facilities, and other resources. These resources may be represented in the model as parts that perform actions, or more specifically, using actor parameters on the verification case.

Table 21. Verification Cases – Representative Notation

Element	Graphical Notation	Textual Notation
Verification Case Definition	<div style="border: 1px solid black; padding: 5px; margin-bottom: 5px;"> <p style="text-align: center;">«verification def» VerificationDef1</p> <hr/> <p style="text-align: center;"><i>subject</i></p> <p>s1 : Subject1</p> <hr/> <p style="text-align: center;"><i>objective</i></p> <p>doc objective statement</p> <p>verify requirement1</p> <p>...</p> </div>	<pre> verification def VerificationDef1 { subject s1 : Subject1; objective { doc /* '...' */ verify requirement1; } } </pre>
	<div style="border: 1px solid black; padding: 5px;"> <p style="text-align: center;">«verification def» VerificationDef1</p> <hr/> <p style="text-align: center;"><i>compartment stack</i></p> <p>...</p> </div>	<pre> verification def VerificationDef1 { /* members */ } </pre>

Element	Graphical Notation	Textual Notation
Verification Case	<div style="border: 1px solid black; padding: 5px; margin-bottom: 10px;"> <p style="text-align: center;">«verification»</p> <p style="text-align: center;">verification1 : VerificationDef1</p> <hr/> <p style="text-align: center;"><i>subject</i></p> <p>redefines s1 = mySubject</p> <hr/> <p style="text-align: center;"><i>objective</i></p> <p>doc objective statement</p> <p>verify requirement2</p> <p>...</p> </div> <div style="border: 1px solid black; padding: 5px;"> <p style="text-align: center;">«verification»</p> <p style="text-align: center;">verification1 : VerificationDef1</p> <hr/> <p style="text-align: center;"><i>compartment stack</i></p> <p>...</p> </div>	<pre> verification verification1 : VerificationDef1 { subject redefines s1 = mySubject; objective { doc /* '...' */ verify requirement1; } } verification verification1 : VerificationDef1 { /* members */ } </pre>
Verified Requirements Compartment		
Verifications Compartment	<div style="border: 1px solid black; padding: 5px;"> <p style="text-align: center;"><i>verifications</i></p> <p>^verification2 : VerificationDef2 (in : ParamDef1, out : ParamDef2)</p> <p>verification1 : VerificationDef1 [1..*] ordered nonunique</p> <p>verification3R : VerificationDef3R redefines verification3</p> <p>verification4R : VerificationDef4R >> verification4</p> <p>>> verification5</p> <p>verification6S : VerificationDef6S [m] subsets verification6</p> <p>verification7S : VerificationDef7S [m] > verification7</p> <p>verification8R = verification8</p> <p>ref verification9 : VerificationDef9</p> <p>perform verification10</p> <p>verification11</p> <p>...</p> </div>	<pre> { verification verification1 : VerificationDef1 [1..*] ordered nonunique; /* ... */ perform verification verification10; verification verification11 { verification 'verification11.1'; verification 'verification11.2'; } } </pre>
Verification Methods Compartment	<div style="border: 1px solid black; padding: 5px;"> <p style="text-align: center;"><i>verification methods</i></p> <p>inspection</p> <p>analysis</p> <p>demonstration</p> <p>test</p> <p>...</p> </div>	<pre> metadata VerificationMethod { kind = (inspection, analysis, demonstration, test); } </pre>

Element	Graphical Notation	Textual Notation
Verifies Compartment		<pre>objective { verify requirement1; verify requirement2; }</pre>
Verify		<pre>requirement requirement1: Requirement1; verification verificationCase1 : VerificationCase1 { objective { verify requirement1; } } }</pre>

7.23.2 Verification Case Definitions and Usages

A verification case definition or usage is declared as a case definition or usage (see [7.21.2](#)), using the kind keyword **verification**. A verification case usage must be defined by a single verification case definition.

For a verification case, the subject of the objective is always bound to the subject of the verification case definition or usage. That is, the objective is always about the verification of requirements relative to the subject of the case.

In addition to assumed and required constraint usages allowed in any requirement usage (see [7.20.2](#)), the objective of a verification case may also have *requirement verification* usages, which indicate the requirements to be verified by the verification case. A requirement verification usage is a subrequirement of the objective that is indicated by prefixing a requirement usage declaration with the keyword **verify**. As for an assumed or required constraint, the keyword **verify** can be used rather than **verify requirement** to declare a verified requirement using reference subsetting. In any case, since the requirement verification usage itself is a subrequirement, it is automatically considered a required constraint of its containing objective. In addition, its subject is bound by default to the subject of the objective, which is itself bound to the subject of the verification case.

The result of a verification case is a verdict that can have the values *pass*, *fail*, *inconclusive*, or *error*. In simple cases, the `PassIf` calculation definition from the `VerificationCases` library model (see [9.2.16](#)) can be used to obtain a pass or fail verdict based on a Boolean value. In addition, the `VerificationMethod` metadata definition can be used to annotate a verification case with the method used to carry out the verification, one of *inspect*, *analyze*, *demo*, or *test* (see also [7.26](#)).

```
verification def VehicleMassTest {
  import VerificationCases::*;

  subject testVehicle : Vehicle;
  objective vehicleMassVerificationObjective {
    // The subject of the verify is automatically bound to "testVehicle".
    verify vehicleMassRequirement;
  }

  metadata VerificationMethod {
    kind = VerificationKind::test;
  }
}
```

```

}

action collectData {
  in part testVehicle : Vehicle = VehicleMassTest::testVehicle;
  out massMeasured :> ISQ::mass;
}
action processData {
  in massMeasured :> ISQ::mass = collectData.massMeasured;
  out massProcessed :> ISQ::mass;
}
action evaluateData {
  in massProcessed :> ISQ::mass = processData.massProcessed;
  out verdict : VerdictKind =
    // Check that "testVehicle" satisfies "vehicleMassRequirement"
    // if its mass equals 'massProcessed'.
    PassIf(vehicleMassRequirement(
      vehicle = testVehicle,
      massActual = massProcessed)
    );
}

return verdict : VerdictKind = evaluateData.verdict;
}

```

7.24 Use Cases

7.24.1 Use Cases Overview

[SYSML2-341](#): Compartments still show nested feature notation

Metamodel references:

- *Textual notation*, [8.2.2.24](#)
- *Graphical notation*, [8.2.3.24](#)
- *Abstract syntax*, [8.3.24](#)
- *Semantics*, [8.4.20](#)

A *use case definition* is a kind of case definition (see [7.21](#)) that specifies the required behavior of its subject relative to one or more external actors. The objective of the use case is to provide an observable result of value to one or more of its actors. A *use case usage* is a case usage that is a usage of a use case.

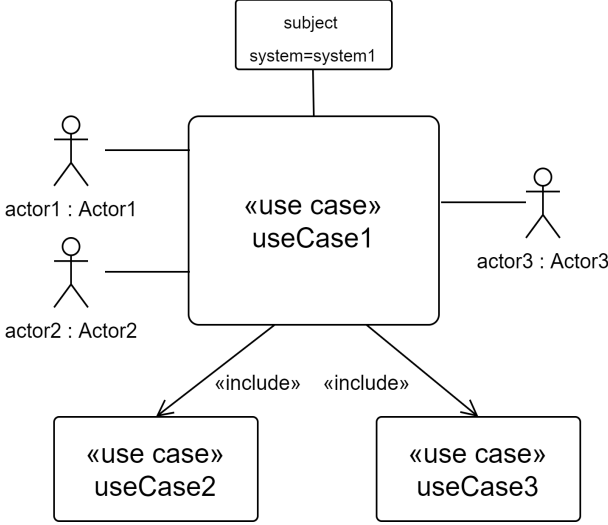
A use case is typically specified as a sequence of interactions between the subject and the various actors, which are all modeled as part usages. Each interaction can be modeled as a *message* (see [7.13](#)) that delivers some payload or signal from an actor to the system or vice versa. The sources and target ends of these messages can either be modeled simply as abstract events within the lifetime of the subject and actor occurrences (see [7.9](#)), or more concretely as actions performed to carry out the interaction (see [7.16](#)).

An *include use case usage* is a use case usage that is also a kind of perform action usage (see [7.16](#)). A use case definition or usage may contain an include use case usage to specify that the behavior of the containing use case includes the behavior of the included use case. The subject of the included use case is the same as the subject of the containing use case, so the subject parameter of the included use case must have a definition that is compatible with the definition of the containing use case. Actor parameters of the included use case may be bound to corresponding actor parameters of the containing use case as necessary (see also [7.16](#) on parameter binding and [7.13](#) on binding in general).

As a behavior, a use case can be performed with specific values for its subject and actor parameters. If a given subject also has a design model that decomposes its internal structure, then it should be possible to construct an interaction of the internal parts of the subject, consistent with the design model, that can be shown to be a specialization of the behavior specified by the performance of the use case for that subject. This is known as a *realization* of the use case relative to the design model. A system is properly designed to provide the behavior required by a set of use cases if there is a legal realization of each use case relative to the design of the system.

Table 22. Use Cases – Representative Notation

Element	Graphical Notation	Textual Notation
Use Case Definition		<pre> use case def UseCaseDef1 { subject s1:Subject1; objective { doc /* This is the objective description. */ require requirement1; } } use case def UseCaseDef1 { /* members */ } </pre>
Use Case		<pre> use case useCase1 : UseCaseDef1 { subject redefines s1 = mySubject; objective { doc /* '...' */ require requirement1; } } use case useCase1 : UseCaseDef1 { /* members */ } </pre>

Element	Graphical Notation	Textual Notation
Include Use Cases Compartment	<pre> include use cases ^useCase2 : UseCaseDef2 (in : ParamDef1, out : ParamDef2) useCase1 : UseCase1 [1..*] ordered nonunique useCase3R : UseCaseDef3R redefines useCase3 useCase4R : UseCaseDef4R ::>> useCase4 ::>> useCase5 useCase6S : UseCaseDef6S [m] subsets useCase6 useCase7S : UseCaseDef7S [m] ::> useCase7 useCase8R = useCase8 useCase11 ... </pre>	<pre> { include use case useCase1 : UseCase1 [1..*] ordered nonunique; /* ... */ } </pre>
Includes Compartment	<pre> includes ^useCase1 useCase2 useCase3 </pre>	
Use Case Graphical Compartment		<pre> use case useCase1 { subject system = system1; actor actor1 : Actor1; actor actor2 : Actor2; actor actor3 : Actor3; include useCase2; include useCase3; } use case useCase2; use case useCase3; </pre>

7.24.2 Use Case Definitions and Usages

A use case definition or usage is declared as a case definition or usage (see [7.21.2](#)), using the kind keyword **use case**. A use case usage must be defined by a single use case definition.

A use case definition will typically have an explicit declaration of its subject and one or more external actors (see see [7.21.2](#) on the declaration of subject and actor parameters in case definitions). The objective of the use case is for the subject to provide some result of value to one or more of the actors. The subject and the actors interact in order to achieve this objective, and the use case definition may specify this interaction as, for example, messages passing between them (see [7.13.6](#) on message declarations).

```

use case def 'Provide Transportation' {
  subject vehicle : Vehicle;

  actor driver : Person;

```

```

actor passengers : Person[0..4];
actor environment : Environment;

objective {
  doc
  /* Transport driver and passengers from starting location
   * to ending location.
   */
}

message of Enter from driver to vehicle;
then message of Enter from passengers to vehicle;
then message of Drive from vehicle to environment;
then message of Exit from passengers to vehicle;
then message of Exit from driver to vehicle;
}

```

The base use case definition and usage are `UseCase` and `useCases` from the `UseCases` library model (see [9.2.17](#))

7.24.3 Include Use Case Usages

An *include* use case usage is declared as a use case usage (see [7.24.2](#)) using the kind keyword **include use case** instead of just **use case**. An include use case usage is a kind of perform action usage (see [7.16.6](#)) for which the action usage is a use case usage, known as the *included use case*. As for a perform action usage, the included use case is related to the include use case usage by a *reference subsetting* relationship, specified textually using the keyword **references** or the symbol `::>`. Or, if the include use case usage has no such reference subsetting, then the included use case is the include use case usage itself.

An include use case usage may also be declared using just the keyword **include** instead of **include use case**. In this case, the declaration does not include either a name or short name. Instead, the included use case of the include use case usage is identified by giving a qualified name or feature chain immediately after the **include** keyword.

The subject of an included use case usage is bound by default to the subject of its containing use case definition or usage. However, the actor parameters of the included use case usages should be explicitly bound to appropriate actors of the containing use case, as necessary.

```

use case 'provide transportation' : 'Provide Transportation' {
  first start;

  then include 'enter vehicle' {
    actor :>> driver = 'provide transportation'::driver;
    actor :>> passengers = 'provide transportation'::passengers;
  }

  then include 'drive vehicle' {
    actor :>> driver = 'provide transportation'::driver;
    actor :>> environment = 'provide transportation'::environment;
  }

  then include 'exit vehicle' {
    actor :>> driver = 'provide transportation'::driver;
    actor :>> passengers = 'provide transportation'::passengers;
  }

  then done;
}

```

7.25 Views and Viewpoints

7.25.1 Views and Viewpoints Overview

Metamodel references:

- *Textual notation*, [8.2.2.25](#)
- *Graphical notation*, [8.2.3.25](#)
- *Abstract syntax*, [8.3.25](#)
- *Semantics*, [8.4.21](#)

A *viewpoint definition* is a kind of requirement definition (see [7.20](#)) that frames the concerns of one or more stakeholders regarding information about a modeled system or domain of interest. A *viewpoint usage* is a requirement usage that is a usage of a viewpoint definition. The subject of a viewpoint is a *view* that is required to address the stakeholder concerns.

A *view definition* is a kind of part definition (see [7.11](#)) that specifies how to create a view artifact to satisfy one or more viewpoints. A view artifact is a rendering of information that addresses some aspect of a system or domain of interest of concern to one or more stakeholders. A view definition can include *view conditions* to extract the relevant model content, and a *rendering* that specifies how the model content should be rendered in a view artifact. A view condition is specified using metadata, in the same way as for a filter condition on a package (see [7.5](#)).

A view definition and its rendering can preserve a correspondence between elements of the model and of the graphical and/or textual elements of the view artifact. The implementation of a rendering can follow this correspondence to propagate changes to a view artifact back to the model from which the view artifact was extracted and rendered.

A view usage is a kind of part usage (see [7.11](#)) that is a usage of a view definition. A view usage *exposes* a portion of a model, which is a kind of import (see [7.5](#)) without regard to visibility that provides the scope of application of the view conditions. The view rendering can then be applied to those exposed elements that meet all the view conditions to produce the view artifact. A view usage can add further view conditions to those inherited from its view definition, and it can specify a view rendering if one is not provided by its definition.

View usages can be nested and ordered within a composite view to generate composite view artifacts. The view usage also can contain further rendering specifications on the symbolic representation, style, and layout for a particular view. For example, a complex view definition with deeply nested structures can be rendered as a document, where each nested view usage corresponds to a section of a document, and the ordering represents the order of the sections within the document. Within each section of the document, the nested view usages can then specify the information that is rendered as a combination of text, graphical, and tabular information.

A *rendering definition* is a kind of part definition (see [7.11](#)) that specifies how a view artifact is to be rendered. A *rendering usage* is a kind of part usage that is a usage of a rendering definition. A rendering usage is used in a view definition or usage to specify the view rendering.

Table 23. Views and Viewpoints – Representative Notation

Element	Graphical Notation	Textual Notation
View Definition		<pre> view def ViewDef1 { satisfy viewpoint1; /* ... */ filter filterExpression1; /* ... */ render rendering1; } view def ViewDef1 { /* members */ } </pre>
View		<pre> view view1 : ViewDef1 { satisfy viewpoint1; expose part1::**; filter @PartUsage; render asTable; } view view1 : ViewDef1 { /* members */ } </pre>

Element	Graphical Notation	Textual Notation
Viewpoint Definition		<pre>viewpoint def ViewPointDef1; viewpoint def ViewPointDef1 { /* members */ }</pre>
Viewpoint		<pre>viewpoint viewpoint1 : ViewPointDef1; viewpoint viewpoint1 : ViewPointDef1 { /* members */ }</pre>
Expose		<pre>part part1 : Part1; view view1 : View1 { expose part1; }</pre>
Frame		<pre>concern concern1 : Concern1; viewpoint viewpoint1 : Viewpoint1 { frame concern1; }</pre>
Frames Compartment		<pre>{ frame concern concern1 : Concern1 [1..*] ordered nonunique; /* ... */ }</pre>

7.25.2 View Definitions and Usages

[SYSML2-155](#): Limitation on specifying view renderings

A view definition or usage is declared as a kind of part definition or usage (see [7.11.2](#)), using the kind keyword **view**. A view usage must be defined by a single view.

A view definition includes *filter conditions* on what kinds of elements can be included in a view and identifies a *view rendering* that determines how the included elements are to be rendered. The filter conditions are specified in the same way as for packages (see [7.5.4](#)), by using the keyword **filter** followed by a Boolean-valued, model-level evaluable expression (see [KerML. 7.4.9]).

The view rendering is specified using the keyword **render** followed by a composite rendering usage declaration (see [7.25.4](#)). Alternatively, the keyword **render** may be followed by just a qualified name or feature chain identifying a rendering usage, which establishes a reference subsetting relationship between the view rendering usage and the identified rendering usage. The Views model in the Systems Model Library provides a limited number of basic standard renderings (see [9.2.18](#)).

```
view def 'Part Structure View' {
  import Views::*;

  filter @SysML::PartUsage;
  render asTreeDiagram;
}
```

A view usage inherits any filter conditions from its view definition and can declare addition conditions of its own. If a view usage does not declare a view rendering, then this will be inherited from the view definition, if it has one. If a view usage does declare a view rendering, then this will redefine the view rendering from its view definition (if any). Note that this means that the view rendering for a view usage must be consistent with the rendering specified in the view definition, though it can be more specialized.

In addition, a view usage can specify which elements are actually to be *exposed* by the view. This is done using expose relationships, which are a special kind of import relationships. Expose relationships are declared like import relationships (see [7.5.3](#)), but using the keyword **expose** instead of **import**. A view artifact is generated from a view usage by first importing the exposed elements based on the expose relationships of the view usage, filtering those based on the filter conditions that are owned and inherited by the view usage, and then generating a rendered view artifact using the view rendering specified for the view usage.

```
view 'vehicle parts view' : 'Part Structure View' {
  // Recursive import is useful for exposing elements
  // from hierarchical models.
  expose VehicleDesignModel::*;

  // This is an additional filter condition.
  filter not @SysML::ConnectionUsage;

  // This implicitly redefines the view rendering from
  // the view definition.
  render asMyTreeDiagram;
}
```

Since an expose relationship is a kind of import relationship, the filtered import notation can also be used with it (see [7.5.4](#)). This provides an alternate way to filter the elements exposed by a view usage.

```
view 'vehicle parts view' : 'Part Structure View' {
  // This applies the filter directly on the imported
  // elements from the expose relationships. (The filter
  // conditions from the view definition also still apply.)
  expose VehicleDesignModel::*[not @SysML::ConnectionUsage];
}
```

```

    render asMyTreeDiagram;
}

```

The base view definition and usage are `View` and `views` from the `Views` model library (see [9.2.18](#)).

7.25.3 Viewpoint Definitions and Usages

A viewpoint definition or usage is declared as a kind of requirement definition or usage (see [7.20.2](#)). A viewpoint usage must be defined by a single viewpoint definition.

The subject of a viewpoint definition or usage must be a view. Otherwise, a viewpoint is specified with assumed and required constraints, just like any requirement definition or usage. However, it is typical for a viewpoint definition to be structured as framing a set of stakeholder concerns (see [7.20.3](#)) regarding information about a modeled system or domain of interest. The viewpoint then models the requirement for view needed in order to address the framed concerns.

```

concern 'system breakdown' {
    stakeholder se : 'Systems Engineer';
    stakeholder ivv : 'IV&V';
}
concern 'modularity' {
    stakeholder se : 'Systems Engineer';
}

viewpoint def 'System Structure Perspective' {
    frame 'system breakdown';
    frame 'modularity';

    require constraint {
        doc
        /* A system structure view shall show the hierarchical
         * part decomposition of a system, starting with a
         * specified root part.
         */
    }
}

```

Since a viewpoint usage is a kind of requirement usage, a view usage can be declared to satisfy a viewpoint usage using a `satisfy requirement usage` (see [7.20.4](#)). However, as a short cut, any composite viewpoint usage nested in a view definition or usage is asserted to be satisfied by that view.

```

view def 'Part Structure View' {
    // This viewpoint is asserted to be satisfied by any
    // instance of the view definition.
    viewpoint vp : 'System Structure Perspective';

    //...
}

```

Alternatively, a `satisfy requirement usage` can be used explicitly between a viewpoint and a view. In particular, a `satisfy requirement usage` for a viewpoint that is nested in a view definition or usage will, by default, have the containing view as its satisfying feature (as described in general for nested `satisfy requirement usages` in [7.20.4](#)).

```

viewpoint 'vehicle structure perspective' :
    'System Structure Perspective' {
    subject : Vehicle;
}

```

```

view 'vehicle parts view' : 'Part Structure View' {
  // This asserts that the give viewpoint is satisfied by the
  // 'vehicle parts view'.
  satisfy 'vehicle structure perspective';

  // ...
}

```

The base viewpoint definition and usage are `Viewpoint` and `viewpoints` from the `Views` library model (see [9.2.18](#)).

7.25.4 Rendering Definitions and Usages

A rendering definition or usage is declared as a kind of part definition or usage (see [7.11.2](#)), using the kind keyword **rendering**. A rendering usage must be defined by a single rendering definition.

While a rendering is intended to specify how a view is rendered as a view artifact, there are no specific constructs provided in SysML for specifying that. A rendering definition or usage can be defined similarly to any other part definition or usage, perhaps with nested subrenderings and references to related view usages. Nevertheless, conforming tools can provide libraries of rendering usages that reflect the capabilities they provide for rendering various kinds of views, which can then be identified in user models specifying those kinds of views. A small number of basic standard rendering usages are provided in the `Views` library model (see [9.2.18](#)).

The base rendering definition and usage are `Rendering` and `renderings` from the `Views` library model (see [9.2.18](#)).

7.25.5 Diagrams

A *diagram* is a view usage (see [7.25.2](#)) where the diagram name and type are the names of the view usage and view definition, respectively. A *view artifact* is an individual view usage where the model content is rendered in a compartment of the view usage. A view about a particular element can expose the element and be rendered as a compartment of the rendering of that element. For example, the attributes view of a part can be rendered in an attributes compartment of the graphical symbol for the part (see, for example, [Table 9](#) in [7.11.2](#)). The rendered information can be in textual or graphical form.

The `StandardViewDefinitions` model in the `Systems Model Library` (see [9.2.19](#)) provides a small set of standard view definitions for typical kinds of diagrams. However, visualization of SysML models is not limited to these standard views. User models of view definitions and usages can be used to provide a wide range of user-defined visualizations.

Table 24. Diagrams – Representative Examples

Standard View	Diagram																																								
General View	<p>The diagram shows a container view «view» view1 : ViewDef1. Inside, there are two sub-views: «view» 'view1.1' and «view» 'view1.2'. 'view1.1' contains a «part def» Part1. 'view1.2' contains a «part» part1 : Part1. Below these, there is an «action def» Action1 with a «parameters» compartment, and an «action» action1 also with a «parameters» compartment. A dependency arrow points from action1 to Action1.</p>																																								
Tree View	<p>The diagram shows a container view «view» vehiclePartsTree : PartsTree. It contains a «part» vehicle_b : Vehicle at the top. Below it are two «part» objects: frontAxleAssembly and rearAxleAssembly. frontAxleAssembly is connected to frontAxle : Axle, which is connected to frontWheel : Wheel [2]. rearAxleAssembly is connected to rearAxle : Axle, which is connected to rearWheel : Wheel [2].</p>																																								
Nested View	<p>The diagram shows a container view «view» vehiclePartsInterconnection : PartsInterconnection. It contains a «part» vehicle_b : Vehicle. Inside, there are two «part» objects: frontAxleAssembly and rearAxleAssembly. frontAxleAssembly contains a «part» frontAxle : Axle, which is connected to a «part» frontWheel : Wheel [2]. rearAxleAssembly contains a «part» rearAxle : Axle, which is connected to a «part» rearWheel : Wheel [2].</p>																																								
Table View	<p>The diagram shows a container view «view» vehiclePartsTree : PartsTreeTable. It contains a table with the following structure:</p> <table border="1" data-bbox="831 1549 1404 1822"> <thead> <tr> <th>#</th> <th>Part-Level1</th> <th>Part-Level2</th> <th>Part-Level3</th> </tr> </thead> <tbody> <tr> <td>1</td> <td>vehicle_b : Vehicle</td> <td></td> <td></td> </tr> <tr> <td>2</td> <td></td> <td>rearAxleAssembly : AxleAssembly</td> <td></td> </tr> <tr> <td>3</td> <td></td> <td></td> <td>rearAxle : Axle</td> </tr> <tr> <td>4</td> <td></td> <td></td> <td>rearWheel[1] : Wheel</td> </tr> <tr> <td>5</td> <td></td> <td></td> <td>rearWheel[2] : Wheel</td> </tr> <tr> <td>6</td> <td></td> <td>frontAxleAssembly : AxleAssembly</td> <td></td> </tr> <tr> <td>7</td> <td></td> <td></td> <td>frontAxle : Axle</td> </tr> <tr> <td>8</td> <td></td> <td></td> <td>frontWheel[1] : Wheel</td> </tr> <tr> <td>9</td> <td></td> <td></td> <td>frontWheel[2] : Wheel</td> </tr> </tbody> </table>	#	Part-Level1	Part-Level2	Part-Level3	1	vehicle_b : Vehicle			2		rearAxleAssembly : AxleAssembly		3			rearAxle : Axle	4			rearWheel[1] : Wheel	5			rearWheel[2] : Wheel	6		frontAxleAssembly : AxleAssembly		7			frontAxle : Axle	8			frontWheel[1] : Wheel	9			frontWheel[2] : Wheel
#	Part-Level1	Part-Level2	Part-Level3																																						
1	vehicle_b : Vehicle																																								
2		rearAxleAssembly : AxleAssembly																																							
3			rearAxle : Axle																																						
4			rearWheel[1] : Wheel																																						
5			rearWheel[2] : Wheel																																						
6		frontAxleAssembly : AxleAssembly																																							
7			frontAxle : Axle																																						
8			frontWheel[1] : Wheel																																						
9			frontWheel[2] : Wheel																																						

Standard View	Diagram
Matrix View	<pre> «view» vehicleReqsSatisfaction : RequirementsSatisfactionMatrix # Specification-Level0 Specification-Level1 Specification-Level2 Satisfied By 1 vehicleSpecification 2 physicalReq massReq vehicle_b.mass 3 performanceReq fuelEconomyReq vehicle_b.fuelEconomy </pre>
Matrix View	<pre> «view» vehicleLogicalToPhysicalAllocation : AllocationMatrix # Logical Component Physical Component 1 electricalGenerator alternator engine 2 torqueGenerator ↑ ↑ </pre>

7.26 Metadata

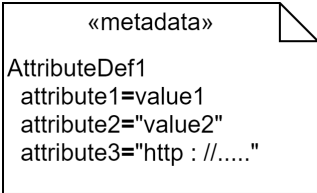
7.26.1 Metadata Overview

Metamodel references:

- Textual notation, [8.2.2.26](#)
- Graphical notation, [8.2.3.26](#)
- Abstract syntax, [8.3.26](#)
- Semantics, [8.4.22](#)

A *metadata usage* is a kind of annotating element (see [7.4](#)) that allows for the definition of structured metadata with modeler-specified attributes. This may be used, for example, to add tool-specific information to a model that can be relevant to the function of various kinds of tooling that may use or process a model, or domain-specific information relevant to a certain project or organization. A metadata usage is defined by a single *metadata definition*. If the definition has no nested features itself, then the metadata usage simply acts as a user-defined syntactic tag on the annotated element. If the definition does have features, then the metadata usage must provide value bindings for all of them, specifying metadata for the annotated element.

Table 25. Metadata – Representative Notation

Element	Graphical Notation	Textual Notation
Metadata		<pre> metadata MetadataDef1 { attribute1=value1; attribute2="value2"; attribute3="http://...." } or @MetadataDef1 { attribute1=value1; attribute2="value2"; attribute3="http://...." } </pre>

Element	Graphical Notation	Textual Notation
Annotation-Metadata		<pre> analysis vehicleAnalysis : VehicleAnalysis; metadata ToolMetadata about vehicleAnalysis { toolName="ToolX"; toolURL="http://....."; behaviorName= "ComputeVehicleState"; } OR analysis vehicleAnalysis : VehicleAnalysis { metadata ToolMetadata { toolName="ToolX"; toolURL="http://....."; behaviorName= "ComputeVehicleState"; } } </pre>
Metadata Compartment		<pre> metadata MetadataDef1 { attribute1=value1; attribute2="value2"; attribute3= "http://....."; } </pre>

7.26.2 Metadata Definitions and Usages

A metadata definition is declared like an item definition (see [7.10](#)), but using the keyword **metadata def**.

```

metadata def SecurityRelated;

metadata def ApprovalAnnotation {
    attribute approved : Boolean;
    attribute approver : String;
}

```

A metadata usage is declared like an item usage (see [7.10](#)) using the keyword **metadata** (or the symbol @) followed by the keyword **defined by** (or the symbol :) and the qualified name of exactly one metadata definition or KerML Metaclass (see [KerML], 7.4.13). If there is no declared name or short name, then the keyword **defined by** (or the symbol :) may also be omitted. In addition, one or more annotated elements can be identified for the metadata usage

after the keyword **about**, indicating that the metadata usage has annotation relationships to each of the identified elements (see also [7.4](#) on annotation relationships).

```
metadata securityDesignAnnotation : SecurityRelated
  about SecurityRequirements, SecurityDesign;
```

If the specified metadata definition (or KerML metaclass) has features, then a body must be given for the metadata usage that declares reference usages (see [7.6](#)) that redefine each of the features of the definition and binds them to the result of model-level evaluable expressions (see [KerML, 7.4.9]). These nested reference usages of a metadata usage must always have the same names as the names of the features of its metadata definition, so the shorthand prefix redefines notation (see [7.6](#)) is always used

```
metadata ApprovalAnnotation about Design {
  ref :>> approved = true;
  ref :>> approver = "John Smith";
}
```

The keyword **ref** and/or **redefines** (or the equivalent symbol `:>>`) may be omitted in the declaration of a feature of a metadata usage.

```
metadata ApprovalAnnotation about Design {
  approved = true;
  approver = "John Smith";
}
```

If the metadata usage is an owned member of a namespace (see [7.5](#)), then the explicit identification of annotated elements can be omitted, in which case the annotated element shall be implicitly the containing namespace.

```
part def Design {
  // This metadata usage is implicitly about the part def Design.
  @ApprovalAnnotation {
    approved = true;
    approver = "John Smith";
  }
}
```

The base metadata definition and usage are `MetadataItem` and `metadataItems` from the `Metadata` library (see [9.2.20](#)). The base metadata definition `MetadataItem` specializes the KerML metaclass `Metaobject`, and it inherits the feature `annotatedElement` from `Metaobject`, which is typed by the reflected KerML metaclass `KerML::Element` (see [KerML, 9.2.17]). When a metadata usage is declared, its inherited `annotatedElement` feature is implicitly bound to reflective instances representing its annotated elements.

```
metadata securityDesignAnnotation : SecurityRelated
  about SecurityRequirements, SecurityDesign {
  // The feature "annotatedElement" is implicitly bound to the list
  // of SecurityRequirements meta KerML::Element and
  // SecurityDesign meta KerML::Element.
}
```

A metadata definition can restrict the kind of elements that it can be applied to by subclassing `Metaobject::annotatedElement` and restricting its type. If a metadata usage then inherits one or more concrete features that directly or indirectly subset `annotatedElement`, any annotated element of the metadata usage must conform to the type of at least one of these features. The restricted type should be one of the reflective metaclasses from the KerML (see [KerML, 9.2.17]) or SysML (see [9.2.21](#)) abstract syntax models.

```

metadata def CommandMetadata {
  // A metadata usage of this definition may annotate
  // an ActionDefinition or an ActionUsage.
  :> annotatedElement : SysML::ActionDefinition;
  :> annotatedElement : SysML::ActionUsage;
}

action def Save specializes UserAction {
  @CommandMetadata; // This is valid.
  redefine action doAction {
    @CommandMetadata; // This is valid.
  }
}

item def Options {
  @CommandMetadata; // This is INVALID.
}

```

7.26.3 Semantic Metadata

If the metadata definition of a metadata usage is a direct or indirect specialization of KerML metaclass `SemanticMetadata` from the Metaobjects model in the Kernel Semantic Library (see [KerML, 9.2.16]), then the annotated elements of the metadata usage must all be types (e.g., definitions or usages), and the inherited feature `SemanticMetadata::baseType` must be bound to a value of type `KerML::Type` (which is a generalization of `SysML::Definition` and `SysML::Usage`). Each annotated element is then considered to implicitly specialize a definition or usage determined from the `baseType` value as follows:

- If the annotated type is a definition and the `baseType` is a definition (or KerML classifier), then the annotated definition implicitly subclassifies the `baseType`.
- If the annotated type is a definition and the `baseType` is a usage (or KerML feature), then the annotated definition implicitly subclassifies each definition (or type) of the `baseType`.
- If the annotated type is a usage and the `baseType` is a usage (or KerML feature), then the annotated usage implicitly subsets the `baseType`.
- Otherwise no implicit specialization is added.

When evaluated in a model-level evaluable expression, the meta-cast operator `meta` (see [KerML, 7.4.9.2]) may be used to cast a type element referenced as its first operand to the actual reflective metadata definition (or KerML metaclass) value for the type, which may then be bound to the `baseType` feature of `SemanticMetadata`.

```

action def UserAction;
action userActions : UserAction[*] nonunique;

metadata def CommandMetadata :> SemanticMetadata {
  // The meta-cast operation "userAction meta SysML::Usage" has
  // type Usage, which conforms to the type KerML::Type of baseType.
  // Since userActions is an ActionUsage, the expression evaluates
  // at model level to a value of type SysML::ActionUsage.
  :>> baseType = userActions meta SysML::Usage;
}

// Save implicitly subclassifies UserAction
// (which is the definition of userActions).
action def Save {
  @CommandMetadata;
}

// previousAction implicitly subsets userActions.
action previousAction[1] {

```



```

    @CommandMetadata;
}

```

7.26.4 User-Defined Keywords

A *user-defined keyword* is the (possibly qualified) name (or short name) of a metadata definition (or KerML metaclass) preceded by the symbol #. Such a keyword can be used in package, dependency, definition and usage declarations. The user-defined keyword is placed immediately before the language-defined (reserved) keyword for the declaration and specifies a metadata annotation of the declared element. If the named metadata definition is a kind of `SemanticMetadata`, then the implicit specialization rules given in [7.26.3](#) for semantic metadata also apply.

```

occurrence def Situation;
occurrence situations : Situation[0..*] nonunique;

// It is often convenient to use a lower-case initial name or
// short name for semantic metadata intended to be used as a keyword.
metadata def <situation> SituationMetadata :> SemanticMetadata {
    :>> baseType = situations meta SysML::Usage;
}

// Failure is an OccurrenceDefinition that implicitly subclassifies Situation.
#situation occurrence def Failure;

// batteryLow is an OccurrenceUsage that implicitly subsets situations.
#situation occurrence batteryLow;

```

In addition, a user-defined keyword for semantic metadata may also be used to declare a definition or usage without using any language-defined keyword.

```

// Failure is a definition that implicitly subclassifies Situation.
#situation def Failure;

// batteryLow is a usage implicitly subsets situations.
#situation batteryLow;

```

It is also possible to include more than one user defined-keyword in a declaration.

```

#SecurityRelated #situation def Vulnerability;

```


8 Metamodel

[SYSML2-30](#): Follow typographical conventions in the SysML Metamodel clause

8.1 Metamodel Overview

The SysML metamodel extends the KerML metamodel as specified in the KerML specification [KerML].

- The SysML concrete syntax includes a textual notation (see [8.2.2](#)), which is generally distinct from that of KerML, though consistent on common elements (such as packages and expressions), and a complete graphical notation (see [8.2.3](#)).
- The SysML abstract syntax (see [8.3](#)) imports the KerML abstract syntax, reusing some KerML metaclasses directly, and further specializing most other KerML metaclasses.
- The SysML semantics (see [8.4](#)) are defined by relating the SysML abstract syntax to the semantic models in the Systems Model Library (see [Clause 9](#)), which is based on the Kernel Model Library from KerML, and providing syntactic transformations from SysML models to syntactically equivalent KerML models (including elements that are otherwise implicit in the SysML abstract syntax).

Throughout this clause, the names of elements from the SysML (and KerML) abstract syntax models appear in a "code" font. Further:

1. Names of metaclasses appear exactly as in the abstract syntax, including capitalization, except possibly with added pluralization. When used as English common nouns, e.g., "a Usage", "multiple Subsettings", they refer to instances of the metaclass. E.g., "Usages can be nested in other Usages" refers to instances of the metaclass Usage that reside in models. This can be modified with the term "metaclass" as necessary to refer to the metaclass itself instead of its instances, e.g., "The Usage metaclass is contained in the DefinitionAndUsage package."
2. Names of properties of metaclasses, when used as English common nouns, e.g., "an ownedUsage", "multiple nestedActions", refer to values of the properties. This can be modified using the term "metaproperty" as necessary to refer to the metaproperty itself instead of its values, e.g., "The ownedUsage metaproperty is contained in the DefinitionAndUsage package."

Similar stylistic conventions apply to text about SysML (and KerML) models, except that an "*italic code*" front is used.

1. Convention 1 above applies to SysML Definitions (e.g., *Action*), using "definition" (or a more specialized term) instead of "metaclass" (e.g., "the action definition *Action*").
2. Convention 2 above applies to SysML Usages (e.g., *actions*), using "usage" (or a more specialized term) instead of "metaproperty" (e.g., "the action usage *actions*").

8.2 Concrete Syntax

8.2.1 Concrete Syntax Overview

Concrete syntax specifies the how the language appears to modelers. They construct and review models shown according to the concrete syntax. The SysML concrete syntax includes both a textual notation, described in [8.2.2](#), and a graphical notation, described in [8.2.3](#). Various views of a SysML model may be rendered entirely using the textual notation, entirely using the graphical notation, or using a combination of the two.

8.2.2 Textual Notation

8.2.2.1 Textual Notation Overview

8.2.2.1.1 EBNF Conventions

The *grammar* definition for the SysML textual concrete syntax defines how lexical tokens for an input text are grouped in order to construct an abstract syntax representation of a model (see 8.3). The concrete syntax grammar definition uses an Extended Backus Naur Form (EBNF) notation (see Table 26) that includes further notations to describe how the concrete syntax maps to the abstract syntax (see Table 27).

Productions in the grammar formally result in the synthesis of classes in the abstract syntax and the population of their properties (see Table 28). Productions may also be parameterized, with the parameters typed by abstract syntax classes. Information passed in parameters during parsing allows a production to update the properties of the provided abstract syntax elements as a side-effect of the parsing it specifies. Some productions only update the properties of parameters, without synthesizing any new abstract syntax element.

Table 26. EBNF Notation Conventions

Lexical element	LEXICAL
Terminal element	'terminal'
Non-terminal element	NonterminalElement
Sequential elements	Element1 Element2
Alternative elements	Element1 Element2
Optional elements (zero or one)	Element ?
Repeated elements (zero or more)	Element *
Repeated elements (one or more)	Element +
Grouping	(Elements ...)

Table 27. Abstract Syntax Synthesis Notation

Property assignment	<code>p = Element</code>	Assign the result of parsing the concrete syntax <code>Element</code> to abstract syntax property <code>p</code> .
List property construction	<code>p += Element</code>	Add the result of parsing the concrete syntax <code>Element</code> to the abstract syntax list property <code>p</code> .
Boolean property assignment	<code>p ?= Element</code>	If the concrete syntax <code>Element</code> is parsed, then set the abstract Boolean property <code>p</code> to true.
Non-parsing assignment	<code>{ p = value }</code> <code>{ p += value }</code>	Assign (or add) the given <code>value</code> to the abstract syntax property <code>p</code> , without parsing any input. The <code>value</code> may be a literal or a reference to another abstract syntax property. The symbol "this" refers to the element being synthesized.
Name resolution	<code>[Qualified Name]</code>	Parse a <code>Qualified Name</code> , then resolve that name to an <code>Element</code> reference for use as a value in an assignment as above.

Table 28. Grammar Production Definitions

<p>Production definition</p>	<pre>NonterminalElement : AbstractSyntaxElement = ...</pre>	<p>Define a production for the NonterminalElement that synthesizes the AbstractSyntaxElement. If the NonterminalElement has the same name as the AbstractSyntaxElement, then ":" AbstractSyntaxElement" may be omitted.</p>
<p>Parameterized production definition</p>	<pre>NonterminalElement (p : Type) : AbstractSyntaxElement = ...</pre>	<p>Define a production for the NonterminalElement that synthesizes the AbstractSyntaxElement, with a parameter named p, whose type is an abstract syntax class.</p>

8.2.2.1.2 Lexical Structure

The lexical structure of the SysML textual notation is identical to that of the KerML textual notation [KerML], except for the following two points.

1. The reserved keywords of SysML are the following.

```
about abstract accept action actor after alias all allocate allocation
analysis and as assign assert assoc assume at attribute bind binding block
by calc case comment concern connect connection constraint decide def
default defined dependency derived do doc else end entry enum event exhibit
exit expose filter first flow for fork frame from hastype if implies import
in include individual inout interface istype item join language loop merge
message metadata nonunique not objective occurrence of or ordered out
package parallel part perform port private protected public readonly
redefines ref references render rendering rep require requirement return
satisfy send snapshot specializes stakeholder state subject subsets
succession then timeslice to transition until use variant variation
verification verify via view viewpoint when while xor
```

2. The set of special lexical terminals matching either certain keywords or their symbolic equivalents are the following in SysML.

```
DEFINED_BY = ':' | 'defined' 'by'
SPECIALIZES = ':>' | 'specializes'
SUBSETS = ':>' | 'subsets'
REFERENCES = '::>' | 'references'
REDEFINES = ':>>' | 'redefines'
```

8.2.2.2 Elements and Relationships Textual Notation

```
Identification : Element =
( '<' declaredShortName = NAME '>' )?
( declaredName = NAME )?
```

```
RelationshipBody : Relationship =
    ';' | '{' ( ownedRelationship += OwnedAnnotation )* '}'
```

8.2.2.3 Dependencies Textual Notation

```
Dependency =
    ( ownedRelationship += PrefixMetadataAnnotation )*
    'dependency' DependencyDeclaration
    RelationshipBody

DependencyDeclaration =
    ( Identification 'from' )?
    client += [QualifiedName] ( ',' client += [QualifiedName] )* 'to'
    supplier += [QualifiedName] ( ',' supplier += [QualifiedName] )*
```

8.2.2.4 Annotations Textual Notation

8.2.2.4.1 Annotations

```
Annotation =
    annotatedElement = [QualifiedName]

OwnedAnnotation : Annotation =
    annotatingElement = AnnotatingElement
    { ownedRelatedElement += annotatingElement }

AnnotatingMember : OwningMembership =
    ownedRelatedElement += AnnotatingElement

AnnotatingElement =
    Comment
    | Documentation
    | TextualRepresentation
    | MetadataFeature
```

8.2.2.4.2 Comments and Documentation

[SYSML2-643](#): Comment locale not in textual notation
[SYSML2-620](#): Textual notation production for Comment is wrong

```
Comment =
    ( 'comment' Identification
    ( 'about' annotation += Annotation
    { ownedRelationship += annotation }
    ( ',' annotation += Annotation
    { ownedRelationship += annotation } ) *
    )?
    )?
    ( 'locale' locale = STRING_VALUE )?
    body = REGULAR_COMMENT

Documentation =
    'doc' Identification
    ( 'locale' locale = STRING_VALUE )?
    body = REGULAR_COMMENT
```

8.2.2.4.3 Textual Representation

```
TextualRepresentation =  
  ( 'rep' Identification )?  
  'language' language = STRING_VALUE body = REGULAR_COMMENT
```

8.2.2.5 Namespaces and Packages Textual Notation

8.2.2.5.1 Packages

```
RootNamespace : Namespace =  
  PackageBodyElement*  
  
Package =  
  ( ownedRelationship += PrefixMetadataMember )*  
  PackageDeclaration PackageBody  
  
LibraryPackage =  
  ( isStandard ?= 'standard' ) 'library'  
  ( ownedRelationship += PrefixMetadataMember )*  
  PackageDeclaration PackageBody  
  
PackageDeclaration : Package =  
  'package' Identification  
  
PackageBody : Package =  
  ';' | '{' PackageBodyElement* '}'  
  
PackageBodyElement : Package =  
  ownedRelationship += PackageMember  
  | ownedRelationship += ElementFilterMember  
  | ownedRelationship += AliasMember  
  | ownedRelationship += Import  
  
MemberPrefix : Membership =  
  ( visibility = VisibilityIndicator )?  
  
PackageMember : OwningMembership  
  MemberPrefix  
  ( ownedRelatedElement += DefinitionElement  
  | ownedRelatedElement = UsageElement )  
  
ElementFilterMember : ElementFilterMembership =  
  MemberPrefix  
  'filter' ownedRelatedElement += OwnedExpression ';' ;  
  
AliasMember : Membership =  
  MemberPrefix  
  'alias' ( '<' memberShortName = NAME '>' )?  
  ( memberName = NAME )?  
  'for' memberElement = [QualifiedName]  
  RelationshipBody  
  
Import =  
  ( visibility = VisibilityIndicator )?  
  'import' ( isImportAll ?= 'all' )?  
  ( ImportedNamespace  
  | ImportedFilterPackage )  
  RelationshipBody
```

```

ImportedNamespace : Import =
  ( importedNamespace = [QualifiedName] )?
  ( importedMemberName = NAME | '*' )
  ( ':' isRecursive ?= '*' )?

ImportedFilterPackage : Import :
  importedNamespace = FilterPackage
  { ownedRelatedElement += FilterPackage }

FilterPackage : Package =
  ownedRelationship += FilterPackageImport
  ( ownedRelationship += FilterPackageMember )+

FilterPackageImport : Import =
  ImportedNamespace

FilterPackageMember : ElementFilterMembership =
  '[' ownedRelatedElement += OwnedExpression ']'
  { visibility = 'private' }

VisibilityIndicator : VisibilityKind =
  'public' | 'private' | 'protected'

```

8.2.2.5.2 Package Elements

[SYSML2-454](#): **PrefixComment should not be a production for AnnotatingElement**
[SYSML2-635](#): **Issues with SysML grammar**

```

DefinitionElement : Element =
  Package
  | LibraryPackage
  | AnnotatingElement
  | Dependency
  | AttributeDefinition
  | EnumerationDefinition
  | OccurrenceDefinition
  | IndividualDefinition
  | ItemDefinition
  | PartDefinition
  | ConnectionDefinition
  | FlowConnectionDefinition
  | InterfaceDefinition
  | PortDefinition
  | ActionDefinition
  | CalculationDefinition
  | StateDefinition
  | ConstraintDefinition
  | RequirementDefinition
  | ConcernDefinition
  | CaseDefinition
  | AnalysisCaseDefinition
  | VerificationCaseDefinition
  | UseCaseDefinition
  | ViewDefinition
  | ViewpointDefinition
  | RenderingDefinition
  | MetadataDefinition
  | ExtendedDefinition

```



```
UsageElement : Usage =  
    NonOccurrenceUsageElement  
    | OccurrenceUsageElement
```

8.2.2.6 Definition and Usage Textual Notation

8.2.2.6.1 Definitions

```
BasicDefinitionPrefix =  
    isAbstract ?= 'abstract' | isVariation ?= 'variation'
```

```
DefinitionExtensionKeyword : Definition =  
    ownedRelationship += PrefixMetadataMember
```

```
DefinitionPrefix : Definition =  
    BasicDefinitionPrefix? DefinitionExtensionKeyword*
```

```
Definition =  
    DefinitionDeclaration DefinitionBody
```

```
DefinitionDeclaration : Definition  
    Identification SubclassificationPart?
```

```
DefinitionBody : Type =  
    ';' | '{' DefinitionBodyItem* '}'
```

```
DefinitionBodyItem : Type =  
    ownedRelationship += DefinitionMember  
    | ownedRelationship += VariantUsageMember  
    | ownedRelationship += NonOccurrenceUsageMember  
    | ( ownedRelationship += SourceSuccessionMember )?  
    ownedRelationship += OccurrenceUsageMember  
    | ownedRelationship += AliasMember  
    | ownedRelationship += Import
```

```
DefinitionMember : OwningMembership =  
    MemberPrefix  
    ownedRelatedElement += DefinitionElement
```

```
VariantUsageMember : VariantMembership =  
    MemberPrefix 'variant'  
    ownedVariantUsage = VariantUsageElement
```

```
NonOccurrenceUsageMember : FeatureMembership =  
    MemberPrefix  
    ownedRelatedElement += NonOccurrenceUsageElement
```

```
OccurrenceUsageMember : FeatureMembership =  
    MemberPrefix  
    ownedRelatedElement += OccurrenceUsageElement
```

```
StructureUsageMember : FeatureMembership =  
    MemberPrefix  
    ownedRelatedElement += StructureUsageElement
```

```
BehaviorUsageMember : FeatureMembership =  
    MemberPrefix  
    ownedRelatedElement += BehaviorUsageElement
```

8.2.2.6.2 Usages

```
FeatureDirection : FeatureDirectionKind =
    'in' | 'out' | 'inout'

RefPrefix : Usage =
    ( direction = FeatureDirection )?
    ( isAbstract ?= 'abstract' | isVariation ?= 'variation')?
    ( isReadOnly ?= 'readonly' )?
    ( isDerived ?= 'derived' )?
    ( isEnd ?= 'end' )?

BasicUsagePrefix : Usage =
    RefPrefix
    ( isReference ?= 'ref' )?

UsageExtensionKeyword : Usage =
    ownedRelationship += PrefixMetadataMember

UsagePrefix : Usage =
    BasicUsagePrefix UsageExtensionKeyword*

Usage =
    UsageDeclaration UsageCompletion

UsageDeclaration : Usage =
    Identification FeatureSpecializationPart?

UsageCompletion : Usage =
    ValuePart? UsageBody

UsageBody : Usage =
    DefinitionBody

ValuePart : Feature =
    ownedRelationship += FeatureValue

FeatureValue =
    ( '='
    | isInitial ?= '[:='
    | isDefault ?= 'default' ( '=' | isInitial ?= '[:=' )?
    )
    ownedRelatedElement += OwnedExpression
```

8.2.2.6.3 Reference Usages

```
DefaultReferenceUsage : ReferenceUsage =
    RefPrefix Usage

ReferenceUsage =
    RefPrefix 'ref' Usage

VariantReference : ReferenceUsage =
    ownedRelationship += OwnedReferenceSubsetting
    FeatureSpecialization* UsageBody
```

8.2.2.6.4 Body Elements

[SYSML2-783: Parsing KerML Feature elements from SysML textual notation](#)

[SYSML2-635: Issues with SysML grammar](#)

```
NonOccurrenceUsageElement : Usage =
    DefaultReferenceUsage
    | ReferenceUsage
    | AttributeUsage
    | EnumerationUsage
    | BindingConnectorAsUsage
    | SuccessionAsUsage
    | ExtendedUsage

OccurrenceUsageElement : Usage =
    StructureUsageElement | BehaviorUsageElement

StructureUsageElement : Usage =
    OccurrenceUsage
    | IndividualUsage
    | PortionUsage
    | EventOccurrenceUsage
    | ItemUsage
    | PartUsage
    | ViewUsage
    | RenderingUsage
    | PortUsage
    | ConnectionUsage
    | InterfaceUsage
    | AllocationUsage
    | Message
    | FlowConnectionUsage
    | SuccessionFlowConnectionUsage

BehaviorUsageElement : Usage =
    ActionUsage
    | CalculationUsage
    | StateUsage
    | ConstraintUsage
    | RequirementUsage
    | ConcernUsage
    | CaseUsage
    | AnalysisCaseUsage
    | VerificationCaseUsage
    | UseCaseUsage
    | ViewpointUsage
    | PerformActionUsage
    | ExhibitStateUsage
    | IncludeUseCaseUsage
    | AssertConstraintUsage
    | SatisfyRequirementUsage

VariantUsageElement : Usage =
    VariantReference
    | ReferenceUsage
    | AttributeUsage
    | BindingConnectorAsUsage
    | SuccessionAsUsage
    | OccurrenceUsage
```

```

| IndividualUsage
| PortionUsage
| EventOccurrenceUsage
| ItemUsage
| PartUsage
| ViewUsage
| RenderingUsage
| PortUsage
| ConnectionUsage
| InterfaceUsage
| AllocationUsage
| Message
| FlowConnectionUsage
| SuccessionFlowConnectionUsage
| BehaviorUsageElement

```

8.2.2.6.5 Specialization

[SYSML2-452](#): misspelled ConjugatePortTyping should be ConjugatedPortTyping

```

SubclassificationPart : Classifier =
    SPECIALIZES ownedRelationship += OwnedSubclassification
    ( ',' ownedRelationship += OwnedSubclassification ) *

OwnedSubclassification : Subclassification =
    superClassifier = [QualifiedName]

FeatureSpecializationPart : Feature =
    FeatureSpecialization+ MultiplicityPart? FeatureSpecialization*
    | MultiplicityPart FeatureSpecialization*

FeatureSpecialization : Feature =
    Typings | Subsettings | References | Redefinitions

Typings : Feature =
    TypedBy ( ',' ownedRelationship += FeatureTyping ) *

TypedBy : Feature =
    DEFINED_BY ownedRelationship += FeatureTyping

FeatureTyping =
    OwnedFeatureTyping | ConjugatedPortTyping

OwnedFeatureTyping : FeatureTyping =
    type = [QualifiedName]
    | type = OwnedFeatureChain
    { ownedRelatedElement += type }

Subsettings : Feature =
    Subsets ( ',' ownedRelationship += OwnedSubsetting ) *

Subsets : Feature =
    SUBSETS ownedRelationship += OwnedSubsetting

OwnedSubsetting : Subsetting =
    subsettedFeature = [QualifiedName]
    | subsettedFeature = OwnedFeatureChain
    { ownedRelatedElement += subsettedFeature }

```

```

References : Feature =
    REFERENCES ownedRelationship += OwnedReferenceSubsetting

OwnedReferenceSubsetting : ReferenceSubsetting =
    referencedFeature = [QualifiedName]
| referencedFeature = OwnedFeatureChain
    { ownedRelatedElement += referenceFeature }

Redefinitions : Feature =
    Redefines ( ',' ownedRelationship += OwnedRedefinition )*

Redefines : Feature =
    REDEFINES ownedRelationship += OwnedRedefinition

OwnedRedefinition : Redefinition =
    redefinedFeature = [QualifiedName]
| redefinedFeature = OwnedFeatureChain
    { ownedRelatedElement += redefinedFeature }

OwnedFeatureChain : Feature =
    ownedRelationship += OwnedFeatureChaining
    ( '.' ownedRelationship += OwnedFeatureChaining )+

OwnedFeatureChaining : FeatureChaining =
    chainingFeature = [QualifiedName]

```

8.2.2.6 Multiplicity

```

MultiplicityPart : Feature =
    ownedRelationship += OwnedMultiplicity
| ( ownedRelationship += OwnedMultiplicity )?
    ( isOrdered ?= 'ordered' ( { isUnique = false } 'nonunique' )?
    | { isUnique = false } 'nonunique' ( isOrdered ?= 'ordered' )? )

OwnedMultiplicity : OwingMembership =
    ownedRelatedElement += MultiplicityRange

MultiplicityRange =
    '[' ( ownedRelationship += MultiplicityExpressionMember '..' )?
    ownedRelationship += MultiplicityExpressionMember ']'

MultiplicityExpressionMember : OwingMembership =
    ownedRelatedElement += ( LiteralExpression | FeatureReferenceExpression )

```

8.2.2.7 Attributes Textual Notation

```

AttributeDefinition : AttributeDefinition =
    DefinitionPrefix 'attribute' 'def' Definition

AttributeUsage : AttributeUsage =
    UsagePrefix 'attribute' Usage

```

8.2.2.8 Enumerations Textual Notation

[SYSML2-637: User-defined keywords are not allowed on enumeration definitions](#)
[SYSML2-635: Issues with SysML grammar](#)

```

EnumerationDefinition =
    DefinitionExtensionKeyword*

```

```

    'enum' 'def' DefinitionDeclaration EnumerationBody

EnumerationBody : EnumerationDefinition =
    ';'
    | '{' ( ownedRelationship += AnnotatingMember
           | ownedRelationship += EnumerationUsageMember )*
        '}'

EnumerationUsageMember : VariantMembership =
    MemberPrefix ownedRelatedElement += EnumeratedValue

EnumeratedValue : EnumerationUsage =
    'enum'? Usage

EnumerationUsage : EnumerationUsage =
    UsagePrefix 'enum' Usage

```

8.2.2.9 Occurrences Textual Notation

8.2.2.9.1 Occurrence Definitions

```

OccurrenceDefinitionPrefix : OccurrenceDefinition =
    BasicDefinitionPrefix?
    ( isIndividual ?= 'individual' )?
    DefinitionExtensionKeyword*

OccurrenceDefinition =
    OccurrenceDefinitionPrefix 'occurrence' 'def' Definition

IndividualDefinition : OccurrenceDefinition =
    BasicDefinitionPrefix? isIndividual ?= 'individual'
    DefinitionExtensionKeyword* 'def' Definition

```

8.2.2.9.2 Occurrence Usages

```

OccurrenceUsagePrefix : OccurrenceUsage =
    BasicUsagePrefix
    ( isIndividual ?= 'individual' )?
    ( portionKind = PortionKind )?
    UsageExtensionKeyword*

OccurrenceUsage =
    OccurrenceUsagePrefix 'occurrence' Usage

IndividualUsage : OccurrenceUsage =
    BasicUsagePrefix isIndividual ?= 'individual'
    UsageExtensionKeyword* Usage

PortionUsage : OccurrenceUsage =
    BasicUsagePrefix ( isIndividual ?= 'individual' )?
    portionKind = PortionKind
    UsageExtensionKeyword* Usage

PortionKind =
    'snapshot' | 'timeslice'

EventOccurrenceUsage =
    OccurrenceUsagePrefix 'event'
    ( ownedRelationship += OwnedReferenceSubsetting
      FeatureSpecializationPart?

```

```
| 'occurrence' UsageDeclaration? )
UsageCompletion
```

8.2.2.9.3 Occurrence Successions

[SYSML2-453](#): Text error in List property construction

[SYSML2-783](#): Parsing KerML Feature elements from SysML textual notation

```
SourceSuccessionMember : FeatureMembership =
    'then' ownedRelatedElement += SourceSuccession
```

```
SourceSuccession : SuccessionAsUsage =
    ownedRelationship += SourceEndMember
```

```
SourceEndMember : EndFeatureMembership =
    ownedRelatedElement += SourceEnd
```

```
SourceEnd : ReferenceUsage =
    ( ownedRelationship += OwnedMultiplicity )?
```

8.2.2.10 Items Textual Notation

```
ItemDefinition =
    OccurrenceDefinitionPrefix
    'item' 'def' Definition
```

```
ItemUsage =
    OccurrenceUsagePrefix 'item' Usage
```

8.2.2.11 Parts Textual Notation

```
PartDefinition =
    OccurrenceDefinitionPrefix 'part' 'def' Definition
```

```
PartUsage =
    OccurrenceUsagePrefix 'part' Usage
```

8.2.2.12 Ports Textual Notation

```
PortDefinition =
    DefinitionPrefix 'port' 'def' Definition
    ownedRelationship += ConjugatedPortDefinitionMember
    { conjugatedPortDefinition.ownedPortConjugator.
      originalPortDefinition = this }
(See Note 1)
```

```
ConjugatedPortDefinitionMember : OwningMembership =
    ownedRelatedElement += ConjugatedPortDefinition
```

```
ConjugatedPortDefinition =
    ownedRelationship += PortConjugation
```

```
PortConjugation =
    {}
```

```
PortUsage =
    OccurrenceUsagePrefix 'port' Usage
```

```
ConjugatedPortTyping : ConjugatedPortTyping =
```

```
'~' originalPortDefinition = ~[QualifiedName]
(See Note 2)
```

Notes

1. Even though it is not explicitly represented in the text, a `PortDefinition` is always parsed as containing a nested `ConjugatedPortDefinition` with a `PortDefinitionRelationship` pointing back to the containing `PortDefinition`. The abstract syntax for `ConjugatedPortDefinition` sets its `effectiveName` to the name of its `originalPortDefinition` with the symbol `~` prepended to it (see [8.3.12.2](#)). (See also [8.4.8.1](#).)
2. The notation `~[QualifiedName]` indicates that a `QualifiedName` shall be parsed from the input text, but that it shall be resolved as if it was the qualified name constructed as follows:
 - Extract the last segment name of the given `QualifiedName` and prepend the symbol `~` to it.
 - Append the name so constructed to the end of the entire original `QualifiedName`.For example, if the `ConjugatedPortTyping` is `~A::B::C`, then the given `QualifiedName` is `A::B::C`, and `~[QualifiedName]` is resolved as `A::B::C::~~C`. Alternatively, a conforming tool may first resolve the given `QualifiedName` as usual to a `PortDefinition` and then use the `conjugatedPortDefinition` of this `PortDefinition` as the resolution of `~[QualifiedName]`.

8.2.2.13 Connections Textual Notation

8.2.2.13.1 Connection Definition and Usage

[SYSML2-783](#): Parsing KerML Feature elements from SysML textual notation

[SYSML2-84](#): Connection declaration does not allow a feature value

```
ConnectionDefinition =
    OccurrenceDefinitionPrefix 'connection' 'def' Definition

ConnectionUsage =
    OccurrenceUsagePrefix
    ( 'connection' UsageDeclaration ValuePart?
      ( 'connect' ConnectorPart )?
      | 'connect' ConnectorPart )
    UsageBody

ConnectorPart : ConnectionUsage =
    BinaryConnectorPart | NaryConnectorPart

BinaryConnectorPart : ConnectionUsage =
    ownedRelationship += ConnectorEndMember 'to'
    ownedRelationship += ConnectorEndMember

NaryConnectorPart : ConnectionUsage =
    '(' ownedRelationship += ConnectorEndMember ','
      ownedRelationship += ConnectorEndMember
      ( ',' ownedRelationship += ConnectorEndMember )* ')'

ConnectorEndMember : EndFeatureMembership :
    ownedRelatedElement += ConnectorEnd

ConnectorEnd : ReferenceUsage =
    ( declaredName = NAME REFERENCES )?
    ownedRelationship += OwnedReferenceSubsetting
    ( ownedRelationship += OwnedMultiplicity )?
```


8.2.2.13.2 Binding Connectors

```
BindingConnectorAsUsage =
  UsagePrefix ( 'binding' UsageDeclaration )?
  'bind' ownedRelationship += ConnectorEndMember
  '=' ownedRelationship += ConnectorEndMember
  UsageBody
```

8.2.2.13.3 Successions

```
SuccessionAsUsage =
  UsagePrefix ( 'succession' UsageDeclaration )?
  'first' s.ownedRelationship += ConnectorEndMember
  'then' s.ownedRelationship += ConnectorEndMember
  UsageBody
```

8.2.2.13.4 Messages and Flow Connections

[SYSML2-255](#): Error in textual BNF for MessageDeclaration

[SYSML2-560](#): Add note on FlowFeature direction to textual notation grammar

[SYSML2-635](#): Issues with SysML grammar

```
FlowConnectionDefinition :
  OccurrenceDefinitionPrefix 'flow' 'def' Definition
```

```
Message : FlowConnectionUsage =
  OccurrenceUsagePrefix 'message'
  MessageDeclaration DefinitionBody
  { isAbstract = true }
```

```
MessageDeclaration : FlowConnectionUsage =
  UsageDeclaration ValuePart?
  ( 'of' ownedRelationship += FlowPayloadFeatureMember )?
  ( 'from' ownedRelationship += MessageEventMember
    'to' ownedRelationship += MessageEventMember
  )?
  | ownedRelationship += MessageEventMember 'to'
  ownedRelationship += MessageEventMember
```

```
MessageEventMember : ParameterMembership =
  ownedRelatedElement += MessageEvent
```

```
MessageEvent : EventOccurrenceUsage =
  ownedRelationship += OwnedReferenceSubsetting
```

```
FlowConnectionUsage =
  OccurrenceUsagePrefix 'flow'
  FlowConnectionDeclaration DefinitionBody
```

```
SuccessionFlowConnectionUsage =
  OccurrenceUsagePrefix 'succession' 'flow'
  FlowConnectionDeclaration DefinitionBody
```

```
FlowConnectionDeclaration : FlowConnectionUsage =
  UsageDeclaration ValuePart?
  ( 'of' ownedRelationship += FlowPayloadFeatureMember )?
  ( 'from' ownedRelationship += FlowEndMember
    'to' ownedRelationship += FlowEndMember )?
  | ownedRelationship += FlowEndMember 'to'
```

```

        ownedRelationship += FlowEndMember

FlowPayloadFeatureMember : FeatureMembership =
    ownedRelatedElement += FlowPayloadFeature

FlowPayloadFeature : ItemFeature =
    PayloadFeature

PayloadFeature : Feature =
    Identification? PayloadFeatureSpecializationPart
    ValuePart?
    | ownedRelationship += OwnedFeatureTyping
      ( ownedRelationship += OwnedMultiplicity )?
    | ownedRelationship += OwnedMultiplicity
      ownedRelationship += OwnedFeatureTyping

PayloadFeatureSpecializationPart : Feature =
    ( -> FeatureSpecialization )+ MultiplicityPart?
    FeatureSpecialization*
    | MultiplicityPart FeatureSpecialization+

FlowEndMember : EndFeatureMembership =
    ownedRelatedElement += FlowEnd

FlowEnd : ItemFlowEnd =
    ( ownedRelationship += FlowEndSubsetting )?
    ownedRelationship += FlowFeatureMember

FlowEndSubsetting : ReferenceSubsetting =
    referencedFeature = [QualifiedName]
    | referencedFeature = FeatureChainPrefix
      { ownedRelatedElement += referencedFeature }

FeatureChainPrefix : Feature =
    ( ownedRelationship += OwnedFeatureChaining '.' )+
    ownedRelationship += OwnedFeatureChaining '.'

FlowFeatureMember : FeatureMembership =
    ownedRelatedElement += FlowFeature

FlowFeature : ReferenceUsage =
    ownedRelationship += FlowFeatureRedefinition
    (See Note 1)

FlowFeatureRedefinition : Redefinition =
    redefinedFeature = [QualifiedName]

```

Notes

1. To ensure that a `FlowFeature` passes the `validateRedefinitionDirectionConformance` constraint (see [KerML, 8.3.3.3.8]), its direction must be set to the direction of its `redefinedFeature`, relative to its owning `FlowEnd`, that is, the result of the following OCL expression:

```
owningType.directionOf(ownedRedefinition->at(1).redefinedFeature)
```

8.2.2.14 Interfaces Textual Notation

8.2.2.14.1 Interface Definitions

[SYSML2-783: Parsing KerML Feature elements from SysML textual notation](#)

[SYSML2-635: Issues with SysML grammar](#)

```
InterfaceDefinition =
  OccurrenceDefinitionPrefix 'interface' 'def'
  DefinitionDeclaration InterfaceBody

InterfaceBody : Type =
  ';' | '{' InterfaceBodyItem* '}'

InterfaceBodyItem : Type =
  ownedRelationship += DefinitionMember
  | ownedRelationship += VariantUsageMember
  | ownedRelationship += InterfaceNonOccurrenceUsageMember
  | ( ownedRelationship += SourceSuccessionMember )?
  ownedRelationship += InterfaceOccurrenceUsageMember
  | ownedRelationship += AliasMember
  | ownedRelationship += Import

InterfaceNonOccurrenceUsageMember : FeatureMembership =
  MemberPrefix ownedRelatedElement += InterfaceNonOccurrenceUsageElement

InterfaceNonOccurrenceUsageElement : Usage =
  ReferenceUsage
  | AttributeUsage
  | EnumerationUsage
  | BindingConnectorAsUsage
  | SuccessionAsUsage

InterfaceOccurrenceUsageMember : FeatureMembership =
  MemberPrefix ownedRelatedElement += InterfaceOccurrenceUsageElement

InterfaceOccurrenceUsageElement : Usage =
  DefaultInterfaceEnd | StructureUsageElement | BehaviorUsageElement

DefaultInterfaceEnd : PortUsage =
  ( direction = FeatureDirection )?
  ( isAbstract ?= 'abstract' | isVariation ?= 'variation')?
  isEnd ?= 'end' Usage
```

8.2.2.14.2 Interface Usages

[SYSML2-84: Connection declaration does not allow a feature value](#)

```
InterfaceUsage =
  OccurrenceUsagePrefix 'interface'
  InterfaceUsageDeclaration InterfaceBody

InterfaceUsageDeclaration : InterfaceUsage =
  UsageDeclaration ValuePart?
  ( 'connect' InterfacePart )?
  | InterfacePart

InterfacePart : InterfaceUsage =
  BinaryInterfacePart | NaryInterfacePart

BinaryInterfacePart : InterfaceUsage =
```

```

ownedRelationship += InterfaceEndMember 'to'
ownedRelationship += InterfaceEndMember

NaryInterfacePart : InterfaceUsage =
  '(' ownedRelationship += InterfaceEndMember ','
    ownedRelationship += InterfaceEndMember
    ( ',' ownedRelationship += InterfaceEndMember )* ')'

InterfaceEndMember : EndFeatureMembership =
  ownedRelatedElement += InterfaceEnd

InterfaceEnd : PortUsage :
  ( declaredName = Name REFERENCES )?
  ownedRelationship += OwnedReferenceSubsetting
  ( ownedRelationship += OwnedMultiplicity )?

```

8.2.2.15 Allocations Textual Notation

[SYSML2-635: Issues with SysML grammar](#)

```

AllocationDefinition =
  OccurrenceDefinitionPrefix 'allocation' 'def' Definition

AllocationUsage =
  OccurrenceUsagePrefix
  AllocationUsageDeclaration UsageBody

AllocationUsageDeclaration : AllocationUsage =
  'allocation' UsageDeclaration
  ( 'allocate' ConnectorPart )?
  | 'allocate' ConnectorPart

```

8.2.2.16 Actions Textual Notation

8.2.2.16.1 Action Definitions

```

ActionDefinition =
  OccurrenceDefinitionPrefix 'action' 'def'
  DefinitionDeclaration ActionBody

ActionBody : Type =
  ';' | '{' ActionBodyItem* '}'

ActionBodyItem : Type =
  NonBehaviorBodyItem
  | ownedRelationship += InitialNodeMember
  ( ownedRelationship += ActionTargetSuccessionMember )*
  | ( ownedRelationship += SourceSuccessionMember )?
  ownedRelationship += ActionBehaviorMember
  ( ownedRelationship += ActionTargetSuccessionMember )*
  | ownedRelationship += GuardedSuccessionMember

NonBehaviorBodyItem =
  ownedRelationship += Import
  | ownedRelationship += AliasMember
  | ownedRelationship += DefinitionMember
  | ownedRelationship += VariantUsageMember
  | ownedRelationship += NonOccurrenceUsageMember
  | ( ownedRelationship += SourceSuccessionMember )?

```

```

        ownedRelationship += StructureUsageMember

ActionBehaviorMember : FeatureMembership =
    BehaviorUsageMember | ActionNodeMember

InitialNodeMember : FeatureMembership =
    MemberPrefix 'first' memberFeature = [QualifiedName]
    RelationshipBody

ActionNodeMember : FeatureMembership =
    MemberPrefix ownedRelatedElement += ActionNode

ActionTargetSuccessionMember : FeatureMembership =
    MemberPrefix ownedRelatedElement += ActionTargetSuccession

GuardedSuccessionMember : FeatureMembership =
    MemberPrefix ownedRelatedElement += GuardedSuccession

```

8.2.2.16.2 Action Usages

```

ActionUsage =
    OccurrenceUsagePrefix 'action'
    ActionUsageDeclaration ActionBody

ActionUsageDeclaration : ActionUsage =
    UsageDeclaration ValuePart?

PerformActionUsage =
    OccurrenceUsagePrefix 'perform'
    PerformActionUsageDeclaration ActionBody

PerformActionUsageDeclaration : PerformActionUsage =
    ( ownedRelationship += OwnedReferenceSubsetting
      FeatureSpecializationPart?
      | 'action' UsageDeclaration )
    ValuePart?

ActionNode : ActionUsage =
    ControlNode
    | AssignmentNode
    | SendNode | AcceptNode
    | IfNode | WhileLoopNode | ForLoopNode

ActionNodeUsageDeclaration : ActionUsage =
    'action' UsageDeclaration?

ActionNodePrefix : ActionUsage =
    OccurrenceUsagePrefix ActionNodeUsageDeclaration?

```

8.2.2.16.3 Control Nodes

[SYSML2-616](#): User-defined keywords are not allowed on control nodes

```

ControlNode =
    MergeNode | DecisionNode | JoinNode | ForkNode

ControlNodePrefix : OccurrenceUsage =
    RefPrefix
    ( isIndividual ?= 'individual' )?

```

```

    ( portionKind = PortionKind )?
    UsageExtensionKeyword*

MergeNode =
    ControlNodePrefix
    isComposite ?= 'merge' UsageDeclaration
    ActionNodeBody

DecisionNode =
    ControlNodePrefix
    isComposite ?= 'decide' UsageDeclaration
    ActionNodeBody

JoinNode =
    ControlNodePrefix
    isComposite ?= 'join' UsageDeclaration
    ActionNodeBody

ForkNode =
    ControlNodePrefix
    isComposite ?= 'fork' UsageDeclaration
    ActionNodeBody

ActionNodeBody : ControlNode =
    ';' | '{' ( ownedRelationship += AnnotatingMember )* '}'

```

8.2.2.16.4 Send and Accept Action Usages

[SYSML2-495](#): **Textual notation BNF for TriggerExpression is wrong**

```

AcceptNode : AcceptActionUsage =
    OccurrenceUsagePrefix
    AcceptNodeDeclaration ActionBody

AcceptNodeDeclaration : AcceptActionUsage =
    ActionNodeUsageDeclaration?
    'accept' AcceptParameterPart

AcceptParameterPart : AcceptActionUsage =
    ownedRelationship += PayloadParameterMember
    ( 'via' ownedRelationship += NodeParameterMember
    | ownedRelationship += EmptyParameterMember )

PayloadParameterMember : ParameterMembership =
    ownedRelatedElement += PayloadParameter

PayloadParameter : ReferenceUsage =
    PayloadFeature
    | Identification PayloadFeatureSpecializationPart?
    TriggerValuePart

TriggerValuePart : Feature =
    ownedRelationship += TriggerFeatureValue

TriggerFeatureValue : FeatureValue =
    ownedRelatedElement += TriggerExpression

TriggerExpression : TriggerInvocationExpression =
    kind = ( 'at' | 'after' )

```

```

        ownedRelationship += ArgumentMember
    | kind = 'when'
        ownedRelationship += ArgumentExpressionMember

ArgumentMember : ParameterMembership =
    ownedMemberParameter = Argument

Argument : Feature =
    ownedRelationship += ArgumentValue

ArgumentValue : FeatureValue =
    value = OwnedExpression

ArgumentExpressionMember : ParameterMembership =
    ownedRelatedElement += ArgumentExpression

ArgumentExpression : Feature =
    ownedRelationship += ArgumentExpressionValue

ArgumentExpressionValue : FeatureValue =
    ownedRelatedElement += OwnedExpressionReference

SendNode : SendActionUsage =
    OccurrenceUsagePrefix
    SendNodeDeclaration ActionBody

SendNodeDeclaration : SendActionUsage =
    ActionNodeUsageDeclaration?
    'send' ownedRelationship += NodeParameterMember
    ( 'via' ownedRelationship += NodeParameterMember
    | ownedRelationship += EmptyParameterMember )
    ( 'to' ownedRelationship += NodeParameterMember
    | ownedRelationship += EmptyParameterMember )

NodeParameterMember : ParameterMembership =
    ownedRelatedElement += NodeParameter

NodeParameter : ReferenceUsage =
    ownedRelationship += FeatureBinding

FeatureBinding : FeatureValue =
    ownedRelatedElement += OwnedExpression

EmptyParameterMember : ParameterMembership =
    ownedRelatedElement += EmptyUsage

EmptyUsage : ReferenceUsage =
    {}

```

Notes

1. The productions for `ArgumentMember`, `Argument`, `ArgumentValue`, `ArgumentExpressionMember`, `ArgumentExpression` and `ArgumentExpressionValue` are the same as given in [KerML, 8.2.5.8.1].

8.2.2.16.5 Assignment Action Usages

[SYSML2-500: The derivation of `AssignmentActionUsage::referent` is wrong](#)
[SYSML2-635: Issues with SysML grammar](#)

```

AssignmentNode : AssignmentActionUsage =
    OccurrenceUsagePrefix
    AssignmentNodeDeclaration ActionBody

AssignmentNodeDeclaration: ActionUsage =
    ( ActionNodeUsageDeclaration )? 'assign'
    ownedRelationship += AssignmentTargetMember
    ownedRelationship += FeatureChainMember ':'=
    ownedRelationship += NodeParameterMember

AssignmentTargetMember : ParameterMembership =
    ownedRelatedElement += AssignmentTargetParameter

AssignmentTargetParameter : ReferenceUsage =
    ( ownedRelationship += AssignmentTargetBinding '.' )?

AssignmentTargetBinding : FeatureValue =
    ownedRelatedElement += NonFeatureChainPrimaryExpression

FeatureChainMember : Membership =
    memberElement = [QualifiedName]
    | OwnedFeatureChainMember

OwnedFeatureChainMember : OwningMembership =
    ownedRelatedElement += OwnedFeatureChain

```

8.2.2.16.6 Structured Control Action Usages

```

IfNode : IfActionUsage =
    ActionNodePrefix
    'if' ownedRelationship += ExpressionParameterMember
    ownedRelationship += ActionBodyParameterMember
    ( 'else' ownedRelationship +=
        ( ActionBodyParameterMember | IfNodeParameterMember ) )?

ExpressionParameterMember : ParameterMembership =
    ownedRelatedElement += OwnedExpression

ActionBodyParameterMember : ParameterMembership =
    ownedRelatedElement += ActionBodyParameter

ActionBodyParameter : ActionUsage =
    ( 'action' UsageDeclaration? )?
    '{' ActionBodyItem* '}'

IfNodeParameterMember : ParameterMembership =
    ownedRelatedElement += IfNode

WhileLoopNode : WhileLoopActionUsage =
    ActionNodePrefix
    ( 'while' ownedRelationship += ExpressionParameterMember
    | 'loop' ownedRelationship += EmptyParameterMember
    )
    ownedRelationship += ActionBodyParameterMember
    ( 'until' ownedRelationship += ExpressionParameterMember ';' )?

ForLoopNode : ForLoopActionUsage =
    ActionNodePrefix
    'for' ownedRelationship += ForVariableDeclarationMember

```



```

    'in' ownedRelationship += NodeParameterMember
    ownedRelationship += ActionBodyParameterMember

ForVariableDeclarationMember : FeatureMembership =
    ownedRelatedElement += UsageDeclaration

ForVariableDeclaration : ReferenceUsage =
    UsageDeclaration

```

8.2.2.16.7 Action Successions

[SYSML2-783](#): Parsing KerML Feature elements from SysML textual notation

[SYSML2-261](#): Error in textual BNF for TargetSuccession

```

ActionTargetSuccession : Usage =
    ( TargetSuccession | GuardedTargetSuccession | DefaultTargetSuccession )
    UsageBody

TargetSuccession : SuccessionAsUsage =
    ownedRelationship += SourceEndMember
    'then' ownedRelationship += ConnectorEndMember

GuardedTargetSuccession : TransitionUsage =
    ownedRelationship += GuardExpressionMember
    'then' ownedRelationship += TransitionSuccessionMember

DefaultTargetSuccession : TransitionUsage =
    'else' ownedRelationship += TransitionSuccessionMember

GuardedSuccession : TransitionUsage =
    ( 'succession' UsageDeclaration )?
    'first' ownedRelationship += FeatureChainMember
    ownedRelationship += GuardExpressionMember
    'then' ownedRelationship += TransitionSuccessionMember
    UsageBody

```

8.2.2.17 States Textual Notation

8.2.2.17.1 State Definitions

```

StateDefinition =
    OccurrenceDefinitionPrefix 'state' 'def'
    DefinitionDeclaration StateDefBody

StateDefBody : StateDefinition =
    ';'
    | ( isParallel ?= 'parallel' )?
      '{' StateBodyItem* '}'

StateBodyItem : Type =
    NonBehaviorBodyItem
    | ( ownedRelationship += SourceSuccessionMember )?
      ownedRelationship += BehaviorUsageMember
      ( ownedRelationship += TargetTransitionUsageMember ) *
    | ownedRelationship += TransitionUsageMember
    | ownedRelationship += EntryActionMember
      ( ownedRelationship += EntryTransitionMember ) *
    | ownedRelationship += DoActionMember
    | ownedRelationship += ExitActionMember

```

```

EntryActionMember : StateSubactionMembership =
    MemberPrefix kind = 'entry'
    ownedRelatedElement += StateActionUsage

DoActionMember : StateSubactionMembership =
    MemberPrefix kind = 'do'
    ownedRelatedElement += StateActionUsage

ExitActionMember : StateSubactionMembership =
    MemberPrefix kind = 'exit'
    ownedRelatedElement += StateActionUsage

EntryTransitionMember : FeatureMembership :
    MemberPrefix
    ( ownedRelatedElement += GuardedTargetSuccession
      | 'then' ownedRelatedElement += TargetSuccession
    ) ';'

StateActionUsage : ActionUsage =
    EmptyActionUsage ';'
    | StatePerformActionUsage
    | StateAcceptActionUsage
    | StateSendActionUsage
    | StateAssignmentActionUsage

EmptyActionUsage : ActionUsage =
    {}

StatePerformActionUsage : PerformActionUsage =
    PerformActionUsageDeclaration ActionBody

StateAcceptActionUsage : AcceptActionUsage =
    AcceptNodeDeclaration ActionBody

StateSendActionUsage : SendActionUsage =
    SendNodeDeclaration ActionBody

StateAssignmentActionUsage : AssignmentActionUsage =
    AssignmentNodeDeclaration ActionBody

TransitionUsageMember : FeatureMembership =
    MemberPrefix ownedRelatedElement += TransitionUsage

TargetTransitionUsageMember : FeatureMembership =
    MemberPrefix ownedRelatedElement += TargetTransitionUsage

```

8.2.2.17.2 State Usages

```

StateUsage =
    OccurrenceUsagePrefix 'state'
    ActionUsageDeclaration StateUsageBody

StateUsageBody : StateUsage =
    ';'
    | ( isParallel ?= 'parallel' )?
      '{' StateBodyItem* '}'

ExhibitStateUsage =
    OccurrenceUsagePrefix 'exhibit'

```

```

( ownedRelationship += OwnedReferenceSubsetting
  FeatureSpecializationPart?
| 'state' UsageDeclaration )
ValuePart? StateUsageBody

```

8.2.2.17.3 Transition Usages

[SYSML2-783: Parsing KerML Feature elements from SysML textual notation](#)

[SYSML2-635: Issues with SysML grammar](#)

```

TransitionUsage =
  'transition' ( UsageDeclaration 'first' )?
  ownedRelationship += FeatureChainMember
  ownedRelationship += EmptyParameterMember
  ( ownedRelationship += EmptyParameterMember
    ownedRelationship += TriggerActionMember )?
  ( ownedRelationship += GuardExpressionMember )?
  ( ownedRelationship += EffectBehaviorMember )?
  'then' ownedRelationship += TransitionSuccessionMember
  ActionBody

TargetTransitionUsage : TransitionUsage =
  ownedRelationship += EmptyParameterMember
  ( 'transition'
    ( ownedRelationship += EmptyParameterMember
      ownedRelationship += TriggerActionMember )?
    ( ownedRelationship += GuardExpressionMember )?
    ( ownedRelationship += EffectBehaviorMember )?
  | ownedRelationship += EmptyParameterMember
    ownedRelationship += TriggerActionMember
    ( ownedRelationship += GuardExpressionMember )?
    ( ownedRelationship += EffectBehaviorMember )?
  | ownedRelationship += GuardExpressionMember
    ( ownedRelationship += EffectBehaviorMember )?
  )?
  'then' ownedRelationship += TransitionSuccessionMember
  ActionBody

TriggerActionMember : TransitionFeatureMembership =
  'accept' { kind = 'trigger' } ownedRelatedElement += TriggerAction

TriggerAction : AcceptActionUsage =
  AcceptParameterPart

GuardExpressionMember : TransitionFeatureMembership =
  'if' { kind = 'guard' } ownedRelatedElement += OwnedExpression

EffectBehaviorMember : TransitionFeatureMembership =
  'do' { kind = 'effect' } ownedRelatedElement += EffectBehaviorUsage

EffectBehaviorUsage : ActionUsage =
  EmptyActionUsage
  | TransitionPerformActionUsage
  | TransitionAcceptActionUsage
  | TransitionSendActionUsage
  | TransitionAssignmentActionUsage

TransitionPerformActionUsage : PerformActionUsage =
  PerformActionUsageDeclaration ( '{' ActionBodyItem* '}' )?

```

```

TransitionAcceptActionUsage : AcceptActionUsage =
    AcceptNodeDeclaration ( '{' ActionBodyItem* '}' )?

TransitionSendActionUsage : SendActionUsage =
    SendNodeDeclaration ( '{' ActionBodyItem* '}' )?

TransitionAssignmentActionUsage : AssignmentActionUsage =
    AssignmentNodeDeclaration ( '{' ActionBodyItem* '}' )?

TransitionSuccessionMember : OwingMembership =
    ownedRelatedElement += TransitionSuccession

TransitionSuccession : Succession =
    ownedRelationship += EmptyEndMember
    ownedRelationship += ConnectorEndMember

EmptyEndMember : EndFeatureMembership =
    ownedRelatedElement += EmptyFeature

EmptyFeature : ReferenceUsage =
    {}

```

8.2.2.18 Calculations Textual Notation

[SYSML2-783: Parsing KerML Feature elements from SysML textual notation](#)

```

CalculationDefinition =
    OccurrenceDefinitionPrefix 'calc' 'def'
    DefinitionDeclaration CalculationBody

CalculationUsage : CalculationUsage =
    OccurrenceUsagePrefix 'calc'
    ActionUsageDeclaration CalculationBody

CalculationBody : Type =
    ';' | '{' CalculationBodyPart '}'

CalculationBodyPart : Type =
    CalculationBodyItem*
    ( ownedRelationship += ResultExpressionMember )?

CalculationBodyItem : Type =
    ActionBodyItem
    | ownedRelationship += ReturnParameterMember

ReturnParameterMember : ReturnParameterMembership =
    MemberPrefix? 'return' ownedRelatedElement += UsageElement

ResultExpressionMember : ResultExpressionMembership =
    MemberPrefix? ownedRelatedElement += OwnedExpression

```

8.2.2.19 Constraints Textual Notation

[SYSML2-783: Parsing KerML Feature elements from SysML textual notation](#)

```

ConstraintDefinition =
    OccurrenceDefinitionPrefix 'constraint' 'def'
    DefinitionDeclaration CalculationBody

```

```

ConstraintUsage =
  OccurrenceUsagePrefix 'constraint'
  ConstraintUsageDeclaration CalculationBody

AssertConstraintUsage =
  OccurrenceUsagePrefix 'assert' ( isNegated ?= 'not' )?
  ( ownedRelationship += OwnedReferenceSubsetting
    FeatureSpecializationPart?
  | 'constraint' ConstraintUsageDeclaration )
  CalculationBody

ConstraintUsageDeclaration : ConstraintUsage =
  UsageDeclaration ValuePart?

```

8.2.2.20 Requirements Textual Notation

8.2.2.20.1 Requirement Definitions

[SYSML2-467](#): RequirementConstraintUsage should not have a RequirementBody
[SYSML2-783](#): Parsing KerML Feature elements from SysML textual notation
[SYSML2-156](#): Errors in textual BNF for RequirementDefinition and ConcernDefinition

```

RequirementDefinition =
  OccurrenceDefinitionPrefix 'requirement' 'def'
  DefinitionDeclaration RequirementBody

RequirementBody : Type =
  ';' | '{' RequirementBodyItem* '}'

RequirementBodyItem : Type =
  DefinitionBodyItem
  | ownedRelationship += SubjectMember
  | ownedRelationship += RequirementConstraintMember
  | ownedRelationship += FramedConcernMember
  | ownedRelationship += RequirementVerificationMember
  | ownedRelationship += ActorMember
  | ownedRelationship += StakeholderMember

SubjectMember : SubjectMembership =
  MemberPrefix ownedRelatedElement += SubjectUsage

SubjectUsage : ReferenceUsage =
  'subject' UsageExtensionKeyword* Usage

RequirementConstraintMember : RequirementConstraintMembership =
  MemberPrefix? RequirementKind
  ownedRelatedElement += RequirementConstraintUsage

RequirementKind : RequirementConstraintMembership =
  'assume' { kind = 'assumption' }
  | 'require' { kind = 'requirement' }

RequirementConstraintUsage : ConstraintUsage =
  ownedRelationship += OwnedReferenceSubsetting
  FeatureSpecializationPart? RequirementBody
  | ( UsageExtensionKeyword* 'constraint'
    | UsageExtensionKeyword+ )
  ConstraintUsageDeclaration CalculationBody

```

```

FramedConcernMember : FramedConcernMembership =
  MemberPrefix? 'frame'
  ownedRelatedElement += FramedConcernUsage

FramedConcernUsage : ConcernUsage =
  ownedRelationship += OwnedReferenceSubsetting
  FeatureSpecializationPart? CalculationBody
| ( UsageExtensionKeyword* 'concern'
  | UsageExtensionKeyword+ )
  CalculationUsageDeclaration CalculationBody

ActorMember : ActorMembership =
  MemberPrefix ownedRelatedElement += ActorUsage

ActorUsage : PartUsage =
  'actor' UsageExtensionKeyword* Usage

StakeholderMember : StakeholderMembership =
  MemberPrefix ownedRelatedElement += StakeholderUsage

StakeholderUsage : PartUsage =
  'stakeholder' UsageExtensionKeyword* Usage

```

8.2.2.20.2 Requirement Usages

```

RequirementUsage =
  OccurrenceUsagePrefix 'requirement'
  ConstraintUsageDeclaration RequirementBody

SatisfyRequirementUsage =
  OccurrenceUsagePrefix 'assert' ( isNegated ?= 'not' ) 'satisfy'
  ( ownedRelationship += OwnedReferenceSubsetting
  FeatureSpecializationPart?
  | 'requirement' UsageDeclaration )
  ValuePart?
  ( 'by' ownedRelationship += SatisfactionSubjectMember )?
  RequirementBody

SatisfactionSubjectMember : SubjectMembership =
  ownedRelatedElement += SatisfactionParameter

SatisfactionParameter : ReferenceUsage =
  ownedRelationship += SatisfactionFeatureValue

SatisfactionFeatureValue : FeatureValue =
  ownedRelatedElement += SatisfactionReferenceExpression

SatisfactionReferenceExpression : FeatureReferenceExpression =
  ownedRelationship += FeatureChainMember

```

8.2.2.20.3 Concerns

[SYSML2-783: Parsing KerML Feature elements from SysML textual notation](#)
[SYSML2-156: Errors in textual BNF for RequirementDefinition and ConcernDefinition](#)

```

ConcernDefinition =
  OccurrenceDefinitionPrefix 'concern' 'def'
  DefinitionDeclaration RequirementBody

```

```
ConcernUsage =
  OccurrenceUsagePrefix 'concern'
  ConstraintUsageDeclaration RequirementBody
```

8.2.2.21 Cases Textual Notation

[SYSML2-783: Parsing KerML Feature elements from SysML textual notation](#)

```
CaseDefinition =
  OccurrenceDefinitionPrefix 'case' 'def'
  DefinitionDeclaration CaseBody

CaseUsage =
  OccurrenceUsagePrefix 'case'
  ConstraintUsageDeclaration CaseBody

CaseBody : Type =
  ';'
  | '{' CaseBodyItem*
    ( ownedRelationship += ResultExpressionMember )?
  '}'

CaseBodyItem : Type =
  ActionBodyItem
  | ownedRelationship += SubjectMember
  | ownedRelationship += ActorMember
  | ownedRelationship += ObjectiveMember

ObjectiveMember : ObjectiveMembership =
  MemberPrefix 'objective'
  ownedRelatedElement += ObjectiveRequirementUsage

ObjectiveRequirementUsage : RequirementUsage =
  UsageExtensionKeyword* ConstraintUsageDeclaration
  RequirementBody
```

8.2.2.22 Analysis Cases Textual Notation

[SYSML2-783: Parsing KerML Feature elements from SysML textual notation](#)

```
AnalysisCaseDefinition =
  OccurrenceDefinitionPrefix 'analysis' 'def'
  DefinitionDeclaration CaseBody

AnalysisCaseUsage =
  OccurrenceUsagePrefix 'analysis'
  ConstraintUsageDeclaration CaseBody
```

8.2.2.23 Verification Cases Textual Notation

[SYSML2-783: Parsing KerML Feature elements from SysML textual notation](#)

```
VerificationCaseDefinition =
  OccurrenceDefinitionPrefix 'verification' 'def'
  DefinitionDeclaration CaseBody

VerificationCaseUsage =
  OccurrenceUsagePrefix 'verification'
```

```
ConstraintUsageDeclaration CaseBody
```

```
RequirementVerificationMember : RequirementVerificationMembership =  
  MemberPrefix 'verify' { kind = 'requirement' }  
  ownedRelatedElement += RequirementVerificationUsage
```

```
RequirementVerificationUsage : RequirementUsage =  
  ownedRelationship += OwnedReferenceSubsetting  
  FeatureSpecialization* RequirementBody  
  | ( UsageExtensionKeyword* 'requirement'  
    | UsageExtensionKeyword+ )  
  ConstraintUsageDeclaration RequirementBody
```

8.2.2.24 Use Cases Textual Notation

[SYSML2-783](#): Parsing KerML Feature elements from SysML textual notation

```
UseCaseDefinition =  
  OccurrenceDefinitionPrefix 'use' 'case' 'def'  
  DefinitionDeclaration CaseBody
```

```
UseCaseUsage =  
  OccurrenceUsagePrefix 'use' 'case'  
  ConstraintUsageDeclaration CaseBody
```

```
IncludeUseCaseUsage :  
  OccurrenceUsagePrefix 'include'  
  ( ownedRelationship += OwnedReferenceSubsetting  
    FeatureSpecializationPart?  
  | 'use' 'case' UsageDeclaration )  
  ValuePart?  
  CaseBody
```

8.2.2.25 Views and Viewpoints Textual Notation

8.2.2.25.1 View Definitions

[SYSML2-155](#): Limitation on specifying view renderings

```
ViewDefinition =  
  OccurrenceDefinitionPrefix 'view' 'def'  
  DefinitionDeclaration ViewDefinitionBody
```

```
ViewDefinitionBody : ViewDefinition =  
  ';' | '{' ViewDefinitionBodyItem* '}'
```

```
ViewDefinitionBodyItem : ViewDefinition =  
  DefinitionBodyItem  
  | ownedRelationship += ElementFilterMember  
  | ownedRelationship += ViewRenderingMember
```

```
ViewRenderingMember : ViewRenderingMembership =  
  MemberPrefix 'render'  
  ownedRelatedElement += ViewRenderingUsage
```

```
ViewRenderingUsage : RenderingUsage =  
  ownedRelationship += OwnedReferenceSubsetting  
  FeatureSpecializationPart?  
  UsageBody
```



```

| ( UsageExtensionKeyword* 'rendering'
  | UsageExtensionKeyword+ )
Usage

```

8.2.2.25.2 View Usages

```

ViewUsage =
  OccurrenceUsagePrefix 'view'
  UsageDeclaration? ValuePart?
  ViewBody

ViewBody : ViewUsage =
  ';' | '{' ViewBodyItem* '}'

ViewBodyItem : ViewUsage =
  DefinitionBodyItem
  | ownedRelationship += ElementFilterMember
  | ownedRelationship += ViewRenderingMember
  | ownedRelationship += Expose

Expose =
  ( visibility = VisibilityIndicator )?
  'expose' ( ImportedNamespace | ImportedFilterPackage ) ';'

```

8.2.2.25.3 Viewpoints

[SYSML2-783: Parsing KerML Feature elements from SysML textual notation](#)

```

ViewpointDefinition =
  OccurrenceDefinitionPrefix 'viewpoint' 'def'
  DefinitionDeclaration RequirementBody

ViewpointUsage =
  OccurrenceUsagePrefix 'viewpoint'
  ConstraintUsageDeclaration RequirementBody

```

8.2.2.25.4 Renderings

```

RenderingDefinition =
  OccurrenceDefinitionPrefix 'rendering' 'def'
  Definition

RenderingUsage =
  OccurrenceUsagePrefix 'rendering'
  Usage

```

8.2.2.26 Metadata Textual Notation

[SYSML2-631: User-defined keywords are not allowed on metadata](#)

[SYSML2-635: Issues with SysML grammar](#)

```

MetadataDefinition =
  ( isAbstract ?= 'abstract' )? DefinitionExtensionKeyWord*
  'metadata' 'def' Definition

PrefixMetadataAnnotation : Annotation =
  '#' annotatingElement = PrefixMetadataUsage
  { ownedRelatedElement += annotatingElement }

```

```

PrefixMetadataMember : OwningMembership =
    '#' ownedRelatedEleemnt = PrefixMetadataUsage

PrefixMetadataUsage : MetadataUsage =
    ownedRelationship += OwnedFeatureTyping

MetadataUsage =
    UsageExtensionKeyword* ( '@' | 'metadata' )
    MetadataUsageDeclaration
    ( 'about' annotation += Annotation
      ownedRelationship += Annotation
      ( ',' annotation += Annotation
        { ownedRelationship += Annotation } ) *
    )?
    MetadataBody

MetadataUsageDeclaration : MetadataUsage =
    ( Identification ( ':' | 'typed' 'by' ) )?
    ownedRelationship += OwnedFeatureTyping

MetadataBody : Type =
    ';' |
    '{' ( ownedRelationship += DefinitionMember
          | ownedRelationship += MetadataBodyUsageMember
          | ownedRelationship += AliasMember
          | ownedRelationship += Import
        )*
    '}'

MetadataBodyUsageMember : FeatureMembership =
    ownedMemberFeature = MetadataBodyUsage

MetadataBodyUsage : ReferenceUsage :
    'ref'? ( ':>>' | 'redefines' )? ownedRelationship += OwnedRedefinition
    FeatureSpecializationPart? ValuePart?
    MetadataBody

ExtendedDefinition : Definition =
    BasicDefinitionPrefix? DefinitionExtensionKeyword+
    'def' Definition

ExtendedUsage : Usage =
    BasicUsagePrefix UsageExtensionKeyword+
    Usage

```

8.2.3 Graphical Notation

8.2.3.1 Graphical Notation Overview

The SysML graphical notation is expressed using a simplified form of the EBNF notation used to define the SysML textual notation (see [8.2.2.1.1](#)). This graphical BNF has been extended to include productions with a mixture of graphical and textual elements. [Table 29](#) summarizes the conventions used.

Table 29. Graphical BNF Conventions

Non-terminal element	non-terminal-element
Non-terminal element production (complete)	non-terminal-element = elements

Non-terminal element production (partial)	<code>non-terminal-element = elements</code>
Grouping	<code>(elements)</code>
Alternative elements	<code>elements elements</code>
Repeated elements (zero or more)	<code>element *</code>
Repeated elements (one or more)	<code>element +</code>
Optional elements (zero or one)	<code>element ?</code>
Elements	2-D layout of graphical and textual elements
Graphical element	graphical shape or graphical line
Graphical shape	2-D shape with optional nested elements
Graphical line	1-D shape with optional nested elements
Graphical line that connects other elements	<code>&element graphical-line &element</code>
Sequential text elements	<code>element1 element2</code>
Terminal text element as literal string	<code>'terminal'</code>
Terminal text element as lexical symbol	LEXICAL
Graphical Notation to Textual Notation mapping	<code>graphical production <=> textual production</code>

These conventions make a distinction between a complete production, which must include all alternatives within the production itself, and partial productions, which allow alternatives to be distributed across multiple productions located anywhere within a specification. This distinction allows greater reuse of production symbols across sections of a specification that build on partial productions given by earlier sections, while still making clear productions that are already complete within a given section.

A graphical production contains a two-dimensional layout of graphical and textual elements including graphical shapes and lines. Shapes may contain other elements nested within these shapes. Generally speaking, graphical elements specify only containment and connectivity of graphical and textual elements out of which they are built. Shapes within the graphical notation may generally be relocated anywhere within a given graphical layout. They may also have any of their graphical elements stretched as necessary to hold their contents.

Lines that connect other graphical elements may be composed of one or more straight or curved line segments. Any of these line segments may contain a semicircular jump symbol where the segment overlaps a line segment of another connecting line.

A textual production contains only other textual productions. All production symbols within the graphical BNF follow a convention of all-lowercase names with optional internal hyphens. Elements of the textual notation defined in subclause [8.2.2](#) of this specification may also be referenced by textual productions within the graphical BNF. These imported textual notation elements can be distinguished from those of the graphical BNF by their use of one or more uppercase letters within the name.

8.2.3.2 Elements and Relationships Graphical Notation

```

element =
    dependencies-and-annotations-element
    | general-element
    | element-inside-textual-compartment

```

```

compartment =| general-compartment

general-compartment =
    _____
                    'general'

    general-view

general-view =
    (general-element) *
    (dependencies-and-annotations-element) *
    (ellipsis-at-lower-left-corner)?

ellipsis-at-lower-left-corner = '...'

general-element =
    general-node
    | general-relationship

element-inside-textual-compartment =
    _____

rel-name =
    Identification
    | QualifiedName

```

Note. An element inside a textual compartment is selected by graying out a substring containing the element. The grayed-out section must cover a single element within the textual syntax inside the compartment.

8.2.3.3 Dependencies Graphical Notation

```

dependencies-and-annotations-element =| dependencies-element

dependencies-element =|
    binary-dependency
    | n-ary-dependency

binary-dependency =
    &element-node ----- (rel-name)? -----> &element-node

n-ary-dependency =
    &n-ary-association-dot (n-ary-dependency-client-or-supplier-link &element-node)+

n-ary-dependency-client-or-supplier-link =
    n-ary-dependency-client-link
    | n-ary-dependency-supplier-link

n-ary-association-dot =
    (rel-name)?
    ●

n-ary-dependency-client-link =
    &element-node ----- &n-ary-association-dot

```

n-ary-dependency-supplier-link =

&n-ary-association-dot -----> &element-node

Note. An n-ary dependency must have two or more client elements or two or more supplier elements.

8.2.3.4 Annotations Graphical Notation

[SYSML2-643](#): Comment locale not in textual notation


```
dependencies-and-annotations-element =  
  annotation-node  
  | annotation-link
```

```
annotation-node =  
  comment-node  
  | documentation-node  
  | textual-representation-node
```

```
text-block = (LINE_TEXT)*
```

```
comment-node =  
  comment-without-keyword  
  | comment-with-keyword
```

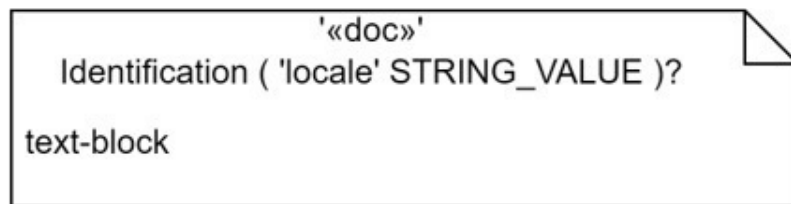
```
comment-without-keyword =
```



```
comment-with-keyword =
```



```
documentation-node =
```



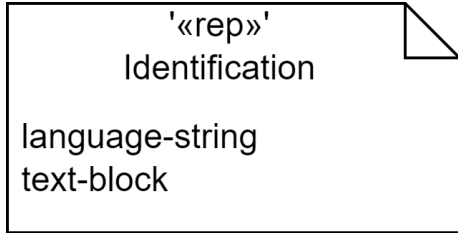
```
documentation-compartment =
```

```

'<doc>
Identification
text-block

```

```
textual-representation-node =
```



```
language-string = 'language' '=' STRING_VALUE
```

```
annotation-link =
```

```

&annotation-node ----- (rel-name)? ----- &element

```

```
annotated-element =
```

```

  element
| element-inside-textual-compartment

```

Note. A comment node may be attached to zero, one, or more than one annotated elements. All other annotation nodes must be attached to one and only one annotated element.

8.2.3.5 Namespaces and Packages Graphical Notation

[SYSML2-252](#): Graphical BNF opaque "text block" productions

```
general-node =| namespace-node
```

```
namespace-node =| package-node
```

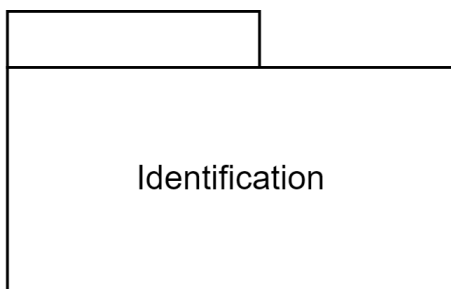
```
package-node =
```

```

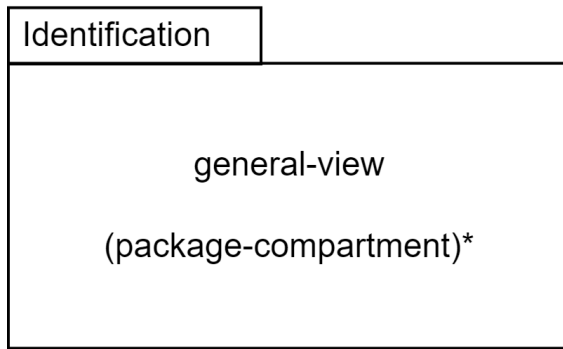
  package-with-name-inside
| package-with-name-in-tab
| imported-package-with-name-inside
| imported-package-with-name-in-tab

```

```
package-with-name-inside =
```



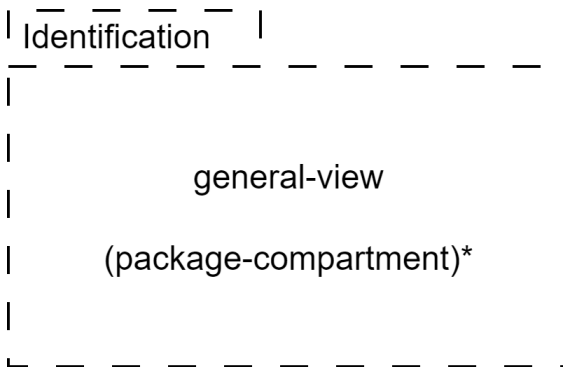
```
package-with-name-in-tab =
```



imported-package-with-name-inside =



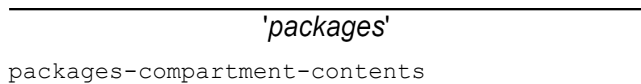
imported-package-with-name-in-tab =



```
package-compartment =
    general-compartment
    | documentation-compartment
    | packages-compartment
    | members-compartment
    | relationships-compartment
```

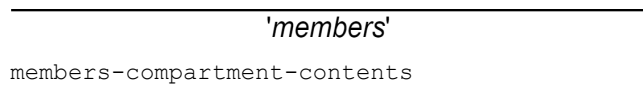
```
compartment =| package-compartment
```

```
packages-compartment =
```




```
packages-compartment-contents = packages-compartment-element* '...'?
packages-compartment-element = el-prefix? Identification
```

members-compartment =



members-compartment-contents = members-compartment-element* '...'?
members-compartment-element = el-prefix? (DefinitionElement | UsageElement)

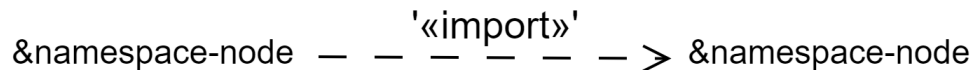
relationships-compartment =



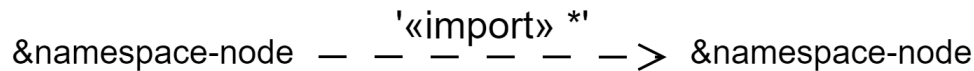
relationships-compartment-contents = (relationships-compartment-element)* '...'?
relationships-compartment-element = el-prefix? relationship-name QualifiedName
relationship-name = 'defines', 'defined by', 'specializes', 'specialized by', 'connect to', 'subsets'

general-relationship =|
import
| top-level-import
| recursive-import
| owned-membership
| unowned-membership

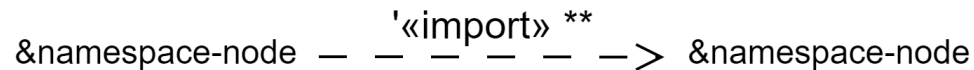
import =




top-level-import =




recursive-import =



owned-membership =



unowned-membership =



8.2.3.6 Definition and Usage Graphical Notation

[SYSML2-252](#): Graphical BNF opaque "text block" productions

[SYSML2-68](#): Graphical notation for nested reference usage needs resolution

[SYSML2-63](#): Various incorrect Graphical BNF productions

[SYSML2-457](#): Missing graphical BNF production for keyword extension using #key word in guillemet in compartments

```
general-node =| type-node
```

```
type-node =  
    definition-node  
    | usage-node
```

```
namespace-node =| type-node
```

```
basic-name-prefix =  
    ('«variation»')?  
    ('«variant»')?  
    ('«abstract»')?
```

```
definition-name-with-alias =  
    Identification  
    ( '«alias»' ( QualifiedName (',' QualifiedName)* ) )?
```

```
usage-name-with-alias =  
    Identification (':' QualifiedName)?  
    ( '«alias»' ( QualifiedName (',' QualifiedName)* ) )?
```

```
compartment-stack = (compartment)*
```

```
compartment =|  
    | variants-compartment  
    | variant-elementusages-compartment
```

```
variants-compartment =
```

```
    _____  
    'variants'  
    variants-compartment-contents
```

```
variants-compartment-contents = members-compartment-contents
```

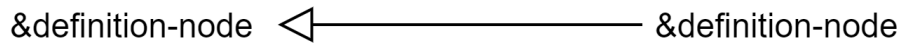
```
variant-elementusages-compartment =
```

```
    _____  
    'variant elementusages'  
    variant-compartment-contents
```


```
general-relationship =|  
    type-relationship
```

```
type-relationship =  
    subclassification  
    | subsetting  
    | definition  
    | redefinition  
    | composite-feature-membership  
    | noncomposite-feature-membership
```


subclassification =




definition =




subsetting =




reference-subsetting =




redefinition =



composite-feature-membership =



noncomposite-feature-membership =

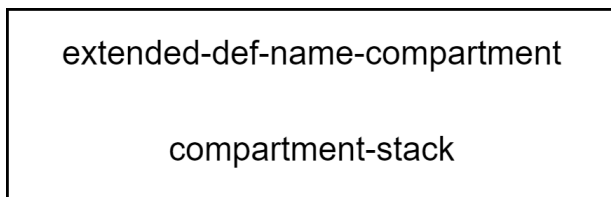


el-prefix = '^' | '/'

usage-cp = usageDeclaration ValuePart?

keyword = '#' QualifiedName

extended-def =



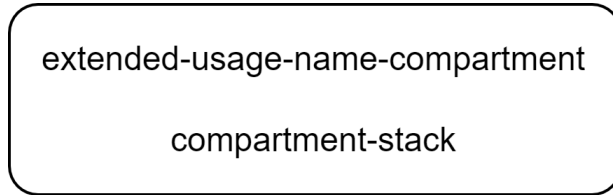
extended-def-name-compartment =

basic-name-prefix
'«' keyword+ 'def' '»'

definition-name-with-alias

definition-node |= extended-def

extended-usage =



extended-usage-name-compartment =
basic-name-prefix
'«' keyword+ '»'
usage-name-with-alias

usage-node |= extended-usage

8.2.3.7 Attributes Graphical Notation

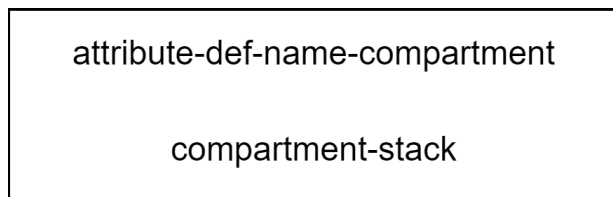
[SYSML2-68](#): Graphical notation for nested reference usage needs resolution

[SYSML2-62](#): Incorrect production for attributes-compartment-element

[SYSML2-457](#): Missing graphical BNF production for keyword extension using #key word in guillemet in compartments

definition-node =| attribute-def

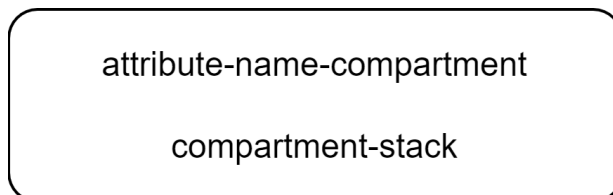
attribute-def =



attribute-def-name-compartment =
basic-name-prefix
'«' keyword* 'attribute' 'def' '»'
definition-name-with-alias

usage-node =| attribute

attribute =



attribute-name-compartment =
basic-name-prefix

```

    '«' keyword* 'attribute' '»'
    usage-name-with-alias

compartment =| attributes-compartment

attributes-compartment =
    _____
    'attributes'
    attributes-compartment-contents

attributes-compartment-contents = (attributes-compartment-element)* '...'?
attributes-compartment-element = el-prefix? UsagePrefix usage-cp

```

8.2.3.8 Enumerations Graphical Notation

[SYSML2-68](#): Graphical notation for nested reference usage needs resolution

[SYSML2-63](#): Various incorrect Graphical BNF productions

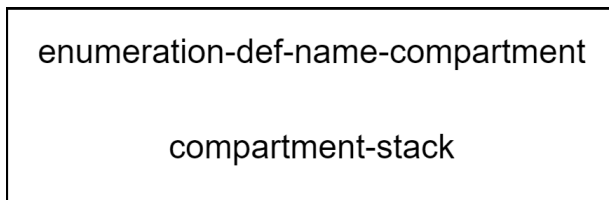
[SYSML2-457](#): Missing graphical BNF production for keyword extension using #key word in guillemet in compartments

```

definition-node =| enumeration-def

enumeration-def =

```



```

enumeration-def-name-compartment =
    basic-name-prefix
    '«' keyword* 'enumeration' 'def' '»'
    definition-name-with-alias

```

```

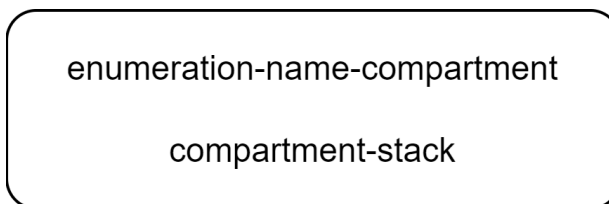
usage-node =| enumeration

```

```

enumeration =

```



```

enumeration-name-compartment =
    basic-name-prefix
    '«' keyword* 'enumeration' '»'
    usage-name-with-alias

```

```

compartment =| enums-compartment

```

```

enums-compartment =

```

'enums'

enums-compartment-contents

```
enums-compartment_contents = (enums-compartment-element)* '...'?  
enums-compartment-element = el-prefix? UsagePrefix usage-cp
```

8.2.3.9 Occurrences Graphical Notation

[SYSML2-287](#): sq-port-label and sq-ev-occurrence-label productions use Usage

[SYSML2-68](#): Graphical notation for nested reference usage needs resolution

[SYSML2-44](#): Graphical BNF sq-message-label usage incorrect

[SYSML2-43](#): Graphical BNF sq-message reference incorrect

[SYSML2-59](#): Inconsistent graphical notation for succession, message and flow edges

[SYSML2-42](#): Textual production for sq-proxy-label incorrect

[SYSML2-39](#): Graphical BNF production sq-part refers to wrong port

[SYSML2-63](#): Various incorrect Graphical BNF productions

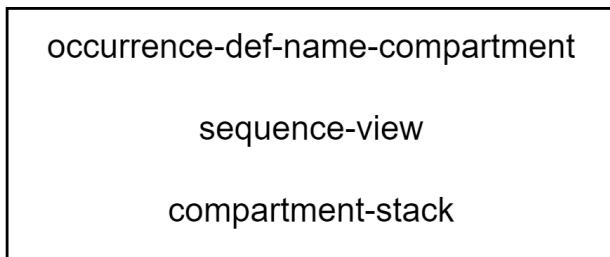
[SYSML2-457](#): Missing graphical BNF production for keyword extension using #key word in guillemet in compartments

```
definition-node =| occurrence-def
```

```
general-relationship =| portion-relationship
```

```
occurrence-name-prefix = basic-name-prefix («individual»)?
```

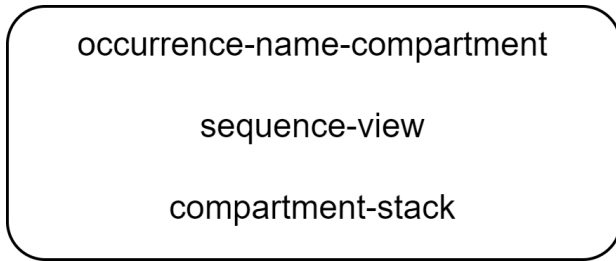
```
occurrence-def =
```



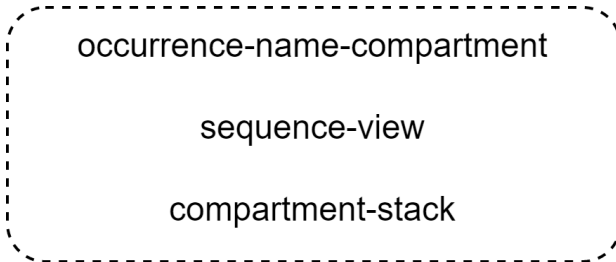
```
occurrence-def-name-compartment =  
basic-name-prefix  
'«' keyword* 'occurrence' 'def' '»'  
usage-name-with-alias
```

```
usage-node =|  
occurrence  
| occurrence-ref  
| timeslice-or-snapshot-node
```

```
occurrence =
```



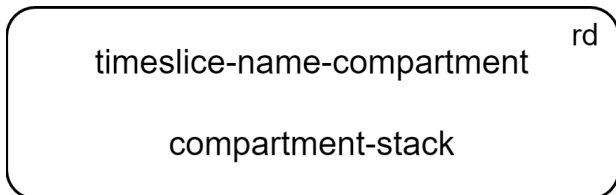
occurrence-ref =



```
occurrence-name-compartment =
  basic-name-prefix
  '«' 'ref'? keyword* 'occurrence' '»'
  usage-name-with-alias
```

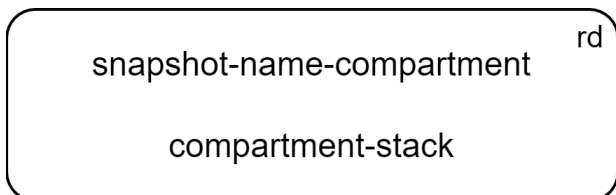
```
timeslice-or-snapshot-node =
  timeslice
  | snapshot
```

timeslice =




```
timeslice-name-compartment =
  '«timeslice»'
  usage-name-with-alias
```

snapshot =



```
snapshots-name-compartment
  '«snapshot»'
  usage-name-with-alias
```

portion-relationship =

&occurrence-node  **×lice-or-snapshot-node**

compartment =|

- occurrences-compartment
- | individuals-compartment
- | timeslices-compartment
- | snapshots-compartment
- | sequence-compartment

occurrences-compartment =

'occurrences'

occurrences-compartment-contents

occurrences-compartment-contents = (occurrences-compartment-element)* '...'?

occurrences-compartment-element = el-prefix? OccurrenceUsagePrefix usage-cp

individuals-compartment =

'individuals'

individuals-compartment-contents

individuals-compartment-contents = (individuals-compartment-element)* '...'?

individuals-compartment-element = occurrences-compartment-element

timeslices-compartment =

'timeslices'

timeslices-compartment-contents

timeslices-compartment-contents = (timeslices-compartment-element)* '...'?

timeslices-compartment-element = occurrences-compartment-element

snapshots-compartment =

'snapshots'

snapshots-compartment-contents

snapshots-compartment-contents = (snapshots-compartment-element)* '...'?

snapshots-compartment-element = occurrences-compartment-element

sequence-compartment =

'sequence'

sequence-view

sequence-view = (sq-graphical-element)*

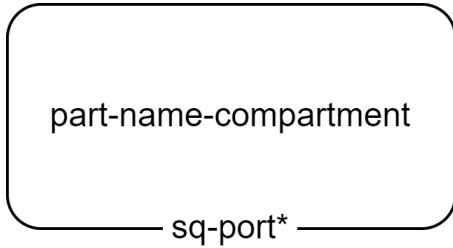
sq-graphical-element =

- sq-graphical-node
- | sq-graphical-relationship

```

    | dependencies-and-annotations-element
sq-graphical-node = sq-head-node | sq-l-node
sq-head-node = sq-part | sq-port
sq-part =

```




```
sq-port =
```



```
sq-port-label = UsageDeclaration
```

```
sq-l-node =
    lifeline
    | proxy
```

```
lifeline =
```



```
proxy =
```



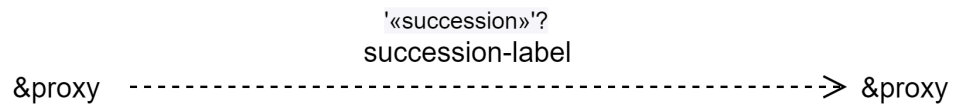
```
sq-proxy-label = QualifiedName
```

```
sq-ev-occurrence-label = UsageDeclaration
```


sq-graphical-relationship = message-connection| sq-succession

succession-label = UsageDeclaration?

sq-succession =



Note: the proxy nodes attached to a succession must refer to an event

8.2.3.10 Items Graphical Notation

[SYSML2-68](#): Graphical notation for nested reference usage needs resolution

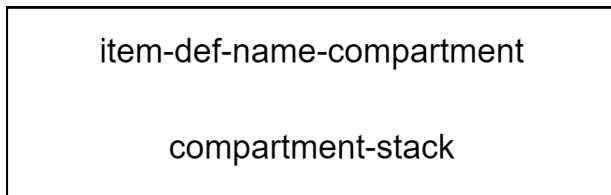
[SYSML2-63](#): Various incorrect Graphical BNF productions

[SYSML2-457](#): Missing graphical BNF production for keyword extension using #key word in guillemet in compartments

definition-node =| item-def

interconnection-element = | item| item-ref

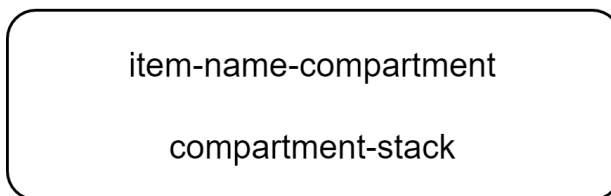
item-def =



```
item-def-name-compartment =  
  basic-name-prefix  
  '«' keyword* 'item' 'def' '»'  
  definition-name-with-alias
```

usage-node =| item

item =



```
item-name-compartment =  
  basic-name-prefix  
  '«' 'ref'? keyword* 'item' '»'
```

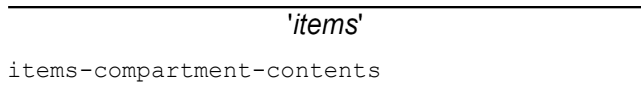
usage-name-with-alias

item-ref =



```
compartment =| items-compartment
```

```
items-compartment =
```



```
items-compartment-contents = (items-compartment-element)* '...'
```

```
items-compartment-element = el-prefix? OccurrenceUsagePrefix usage-cp
```

8.2.3.11 Parts Graphical Notation

[SYSML2-68](#): Graphical notation for nested reference usage needs resolution

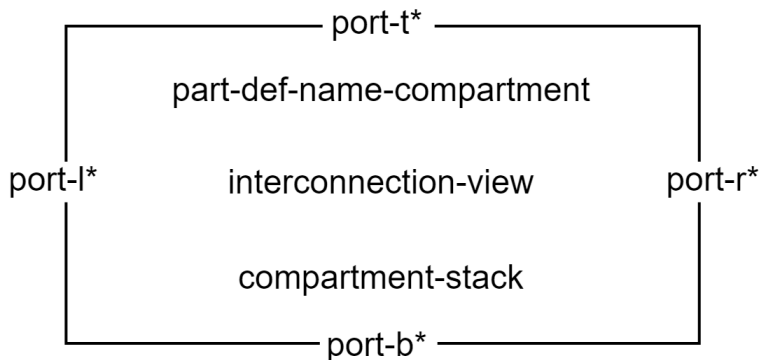
[SYSML2-63](#): Various incorrect Graphical BNF productions

[SYSML2-457](#): Missing graphical BNF production for keyword extension using #key word in guillemet in compartments

```
definition-node =| part-def
```

```
interconnection-element = | part | part-ref
```

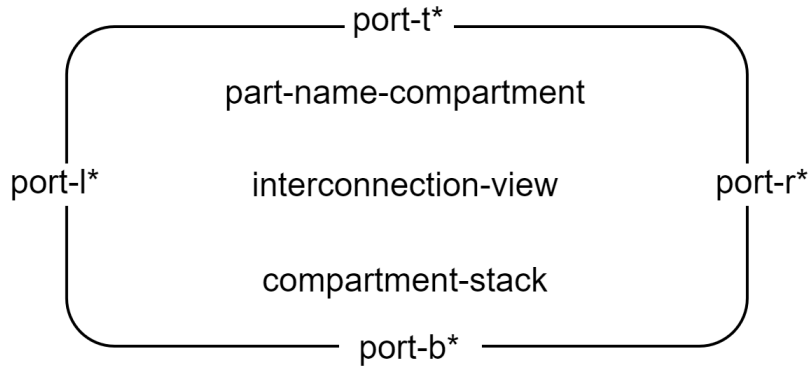
```
part-def =
```



```
part-def-name-compartment =
  basic-name-prefix
  '«' keyword* 'part' 'def' '»'
  definition-name-with-alias
```

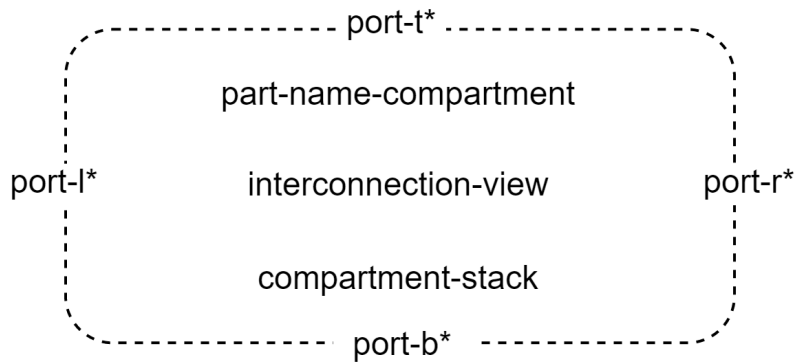
```
usage-node =| part
```

```
part =
```



```
part-name-compartment =
    basic-name-prefix
    '<<' 'ref'? keyword* 'part' '>>'
    usage-name-with-alias
```

```
part-ref =
```



```
compartment =|
    parts-compartment
    | directed-features-compartment
    | interconnection-compartment
```

```
parts-compartment =
```

```



---


    'parts'
    parts-compartment-contents
```

```
parts-compartment-contents = (parts-compartment-element)* '...'?
parts-compartment-element = el-prefix? OccurrenceUsagePrefix usage-cp
```

```
directed-features-compartment =
```

```



---


    'directed features'
    directed-features-compartment-contents
```

```
directed-features-compartment-contents = (directed-features-compartment-element)* '...'?
```

```
directed-features-compartment-element =
    el-prefix FeatureDirection Definition-Body-Item*
```

```
interconnection-compartment =
```

```
-----  
                    'interconnection'  
interconnection-view
```

```
interconnection-view =|  
    (interconnection-element)*  
    (dependencies-and-annotations-element)*  
    (ellipsis-at-lower-left-corner)?
```

```
general-view =| interconnection-view
```

8.2.3.12 Ports Graphical Notation

[SYSML2-68](#): Graphical notation for nested reference usage needs resolution

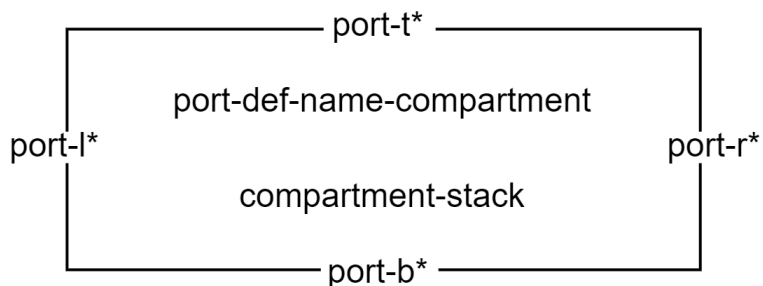
[SYSML2-63](#): Various incorrect Graphical BNF productions

[SYSML2-321](#): Nesting port symbols should use rounded rectangles

[SYSML2-457](#): Missing graphical BNF production for keyword extension using #key word in guillemet in compartments

```
definition-node =| port-def
```

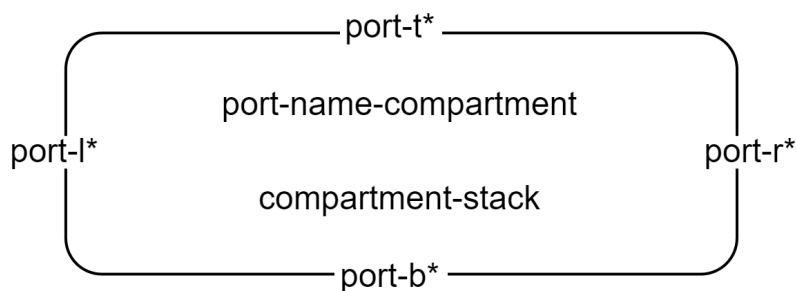
```
port-def =
```



```
port-def-name-compartment =  
    basic-name-prefix  
    '«' keyword* 'port' 'def' '»'  
    definition-name-with-alias
```

```
usage-node =| port-usage
```

```
port-usage =
```



```
port-name-compartment =
  basic-name-prefix
  '«' keyword* 'port' '»'
  usage-name-with-alias
```

```
compartment =| ports-compartment
```

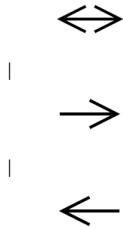
```
ports-compartment =
```



```
ports-compartment-contents = (ports-compartment-element)* '...'?
ports-compartment-element = el-prefix? OccurrenceUsagePrefix usage-cp
```

```
interconnection-element =| port-def | port
```

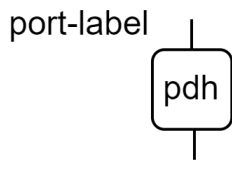
```
pdh =
```

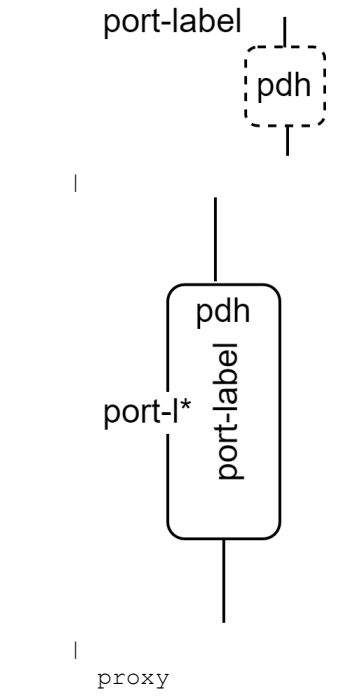


```
pdv =
```

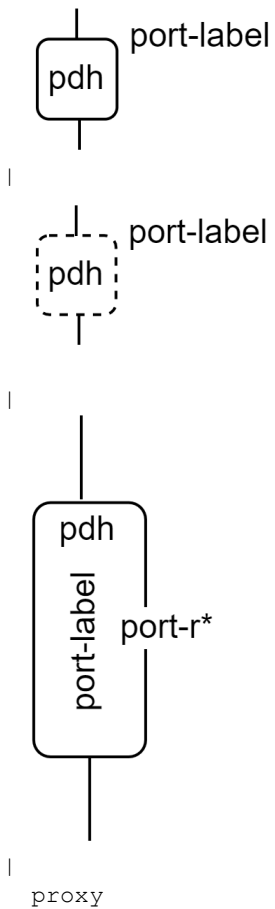


```
port-l =
```

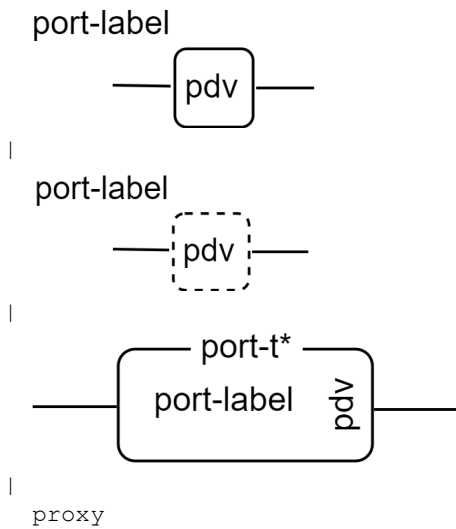




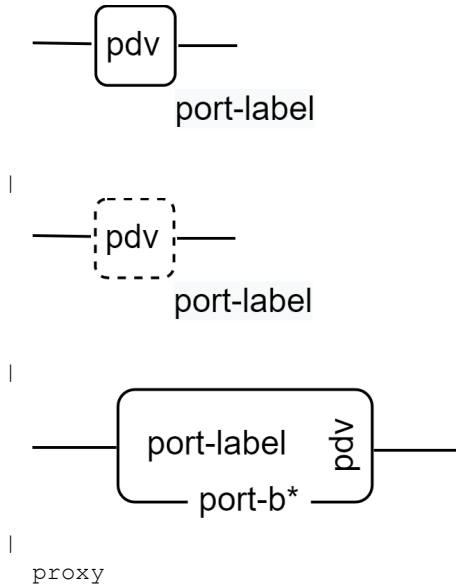
port-r =



port-t =



port-b =



port-label = QualifiedName (':' QualifiedName)?

Note. Dotted line port productions (references) are only possible for nested ports

Note. The proxy option of a port production is valid only on a part usage contained within an interconnection view.

8.2.3.13 Connections Graphical Notation

[SYSML2-68](#): Graphical notation for nested reference usage needs resolution

[SYSML2-46](#): Graphical BNF flow-label and interface-label productions missing

[SYSML2-66](#): Graphical BNF for n-ary connections missing

[SYSML2-468](#): binding connector production overly constraining

[SYSML2-59](#): Inconsistent graphical notation for succession, message and flow edges

[SYSML2-458](#): Missing production for connections with an edge on one or both ends

[SYSML2-47](#): Graphical BNF productions missing for connections

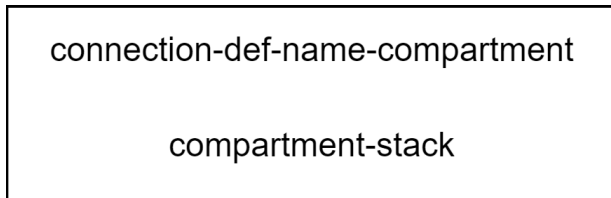
[SYSML2-63](#): Various incorrect Graphical BNF productions

[SYSML2-457](#): Missing graphical BNF production for keyword extension using #key word in guillemet in compartments

[SYSML2-318](#): Adornments on ends missing in graphical syntax

```
definition-node =| connection-def
```

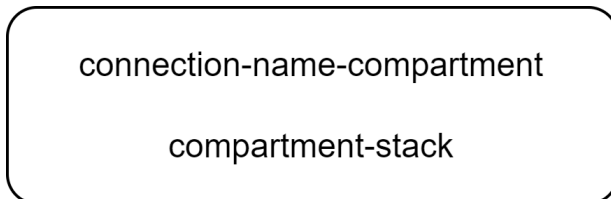
```
connection-def =
```



```
connection-def-name-compartment =  
  basic-name-prefix  
  '«' keyword* 'connection' 'def' '»'  
  definition-name-with-alias
```

```
usage-node =| connection
```

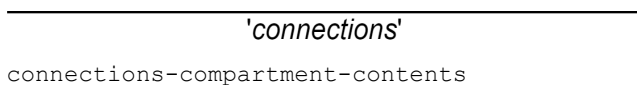
```
connection =
```



```
connection-name-compartment =  
  basic-name-prefix  
  '«' keyword* 'connection' '»'  
  usage-name-with-alias
```

```
compartment =| connections-compartment
```

```
connections-compartment =
```



```
connections-compartment-contents = (connections-compartment-element)* '...'?
```

```
connections-compartment-element =  
  e1-prefix? OccurrenceUsagePrefix UsageDeclaration
```

```
interconnection-element =|  
  connection-def  
  | connection  
  | connection-relationship  
  | attribute
```

```
connection-relationship =  
  binding-connection
```



```

| connection-graphical
| n-ary-connection
| flow-connection
| succession-flow-connection
| message-connection
| flow-on-connection
| connection-definition-elaboration
| connection-usage-elaboration
| connection-def-graphical

```

connection-graphical =

```

&connection-end rolename connection-label? rolename &connection-end
multiplicity multiplicity
c-adornment c-adornment

```

c-adornment =

```
(a-property | a-direction | a-subsetting | a-redefinition)*
```

a-property =

```
'«ordered»' | '«nonunique»' | '«abstract»' | '«derived»' | '«readonly»'
```

a-direction =

```
'«in»' | '«out»' | '«inout»'
```

a-subsetting =

```
'«subsets»' ownedRelationship (',' ownedRelationship)*
```

a-redefinition =

```
'«redefines»' ownedRelationship (',' ownedRelationship)*
```

connection-end = usage-node | usage-edge

usage-edge = |connection-graphical | flow-connection | interface-connection | binding-connection

connection-label = UsageDeclaration

connection-def-graphical =

```

&type-node rolename connection-label? rolename &type-node
multiplicity multiplicity
c-adornment c-adornment

```

cdef-label = Identification

n-ary-connection =

```
n-ary-connection-dot n-ary-segment+
```

n-ary-connection-dot =

cdot-label ●

cdot-label = UsageDeclaration

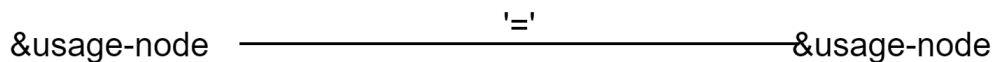
n-ary-segment =

```

&n-ary-connection-dot rolename &usage-node
multiplicity

```

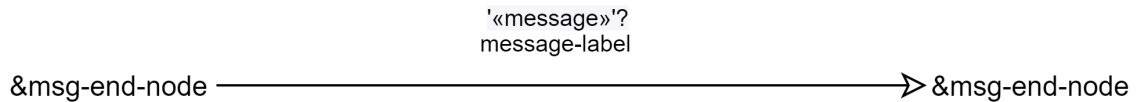
binding-connection =



msg-end-node =

occurrence | sq-l-node | item | part | port | action | state
| use-case | verification-case | analysis-case | proxy

message-connection =

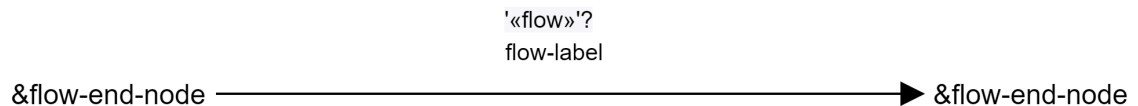


Note: proxy nodes and end of message connections must refer to occurrences

message-label =

UsageDeclaration? ('<<of>>' ItemFeatureMember)? | ItemFeatureMember

flow-connection =



flow-label =

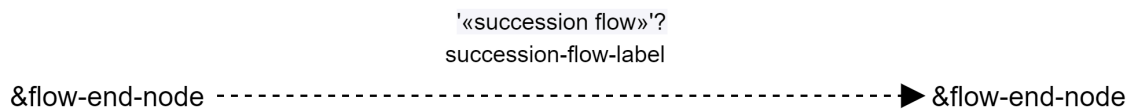
UsageDeclaration? ('<<of>>' FlowPayloadFeatureMember)? | FlowPayloadF

flow-end-node =

parameter | proxy

Note: proxy nodes at end of flow connections must refer to directed features

succession-flow-connection =



succession-flow-label = flow-label

flow-on-connection =





flow-node =


flow-node-r
| flow-node-l
| sflow-node-r
| sflow-node-l
| message-node-r


```


| message-node-l


flow-node-r =
    '«flow»'?
    flow-label
    

flow-node-l =
    '«flow»'?
    flow-label
    

sflow-node-r =
    '«succession flow»'?
    flow-label
    

sflow-node-l =
    '«succession flow»'?
    flow-label
    

message-node-r =
    '«message»'?
    message-label
    

message-node-l =
    '«message»'?
    message-label
    

flow-label =
    Identification | FlowPayloadFeatureMember

rolename = Identification?
multiplicity = MultiplicityRange?

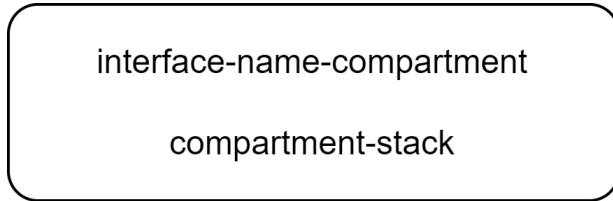
connection-definition-elaboration =

```


definition-name-with-alias

usage-node =| interface

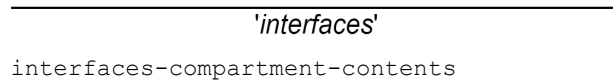
interface =



```
interface-name-compartment =  
  basic-name-prefix  
  '«' keyword* 'interface' '»'  
  usage-name-with-alias
```

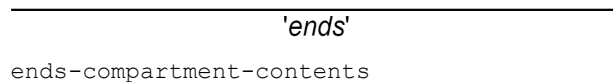
```
compartment =|  
  interfaces-compartment  
  | ends-compartment
```

interfaces-compartment =



```
interfaces-compartment-contents = (interfaces-compartment-element)* '...'?  
interfaces-compartment-element =  
  el-prefix? OccurrenceUsagePrefix InterfaceUsageDeclaration
```

ends-compartment =

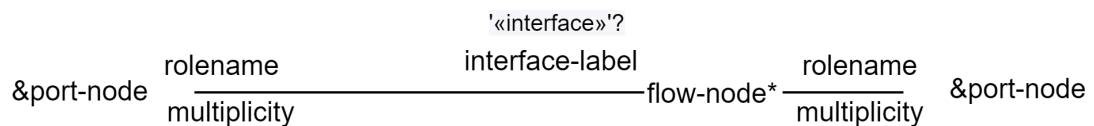


```
ends-compartment-contents = (ends-compartment-element)* '...'?
```

```
ends-compartment-element = QualifiedName (':' QualifiedName)?
```

```
connection-relationship =  
  | interface-connection
```

interface-connection =



```
interface-label = UsageDeclaration?
```

8.2.3.15 Allocations Graphical Notation

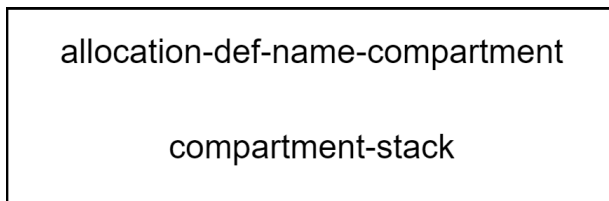
[SYSML2-68](#): Graphical notation for nested reference usage needs resolution

[SYSML2-458](#): Missing production for connections with an edge on one or both ends

[SYSML2-457](#): Missing graphical BNF production for keyword extension using #key word in guillemet in compartments

```
definition-node =| allocation-def
```

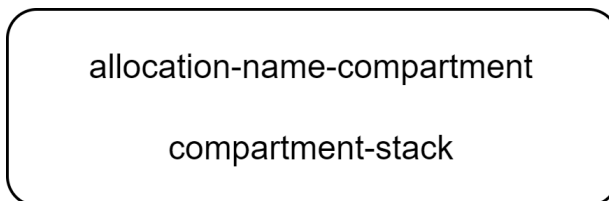
```
allocation-def =
```



```
allocation-def-name-compartment =  
  basic-name-prefix  
  '«' keyword* 'allocation' 'def' '»'  
  definition-name-with-alias
```

```
usage-node =| allocation
```

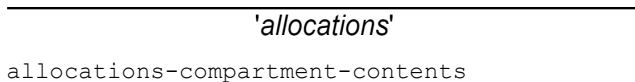
```
allocation =
```



```
allocation-name-compartment =  
  basic-name-prefix  
  '«' keyword* 'allocation' '»'  
  usage-name-with-alias
```

```
compartment =| allocations-compartment
```

```
allocations-compartment =
```



```
  allocations-compartment-contents
```

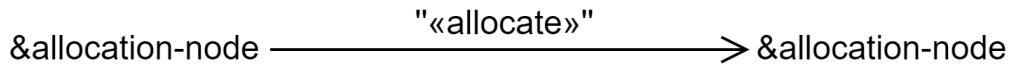
```
allocations-compartment-contents = (allocations-compartment-element)* '...'?
```

```
allocations-compartment-element =
```

```
  el-prefix? OccurrenceUsagePrefix AllocationUsageDeclaration UsageBody*
```

```
general-relationship =| allocate-relationship
```

```
allocate-relationship =
```



```
allocation-node =
    general-node
    | element-in-textual-compartment
```

```
usage-edge = |allocate-relationship
```

8.2.3.16 Actions Graphical Notation

[SYSML2-252](#): Graphical BNF opaque "text block" productions

[SYSML2-68](#): Graphical notation for nested reference usage needs resolution

[SYSML2-322](#): Nesting parameter symbols should use rounded rectangles

[SYSML2-59](#): Inconsistent graphical notation for succession, message and flow edges

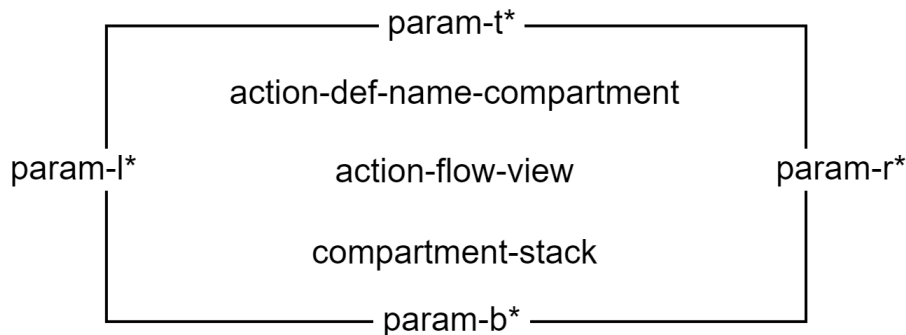
[SYSML2-458](#): Missing production for connections with an edge on one or both ends

[SYSML2-63](#): Various incorrect Graphical BNF productions

[SYSML2-457](#): Missing graphical BNF production for keyword extension using #key word in guillemet in compartments

```
definition-node =| action-def
```

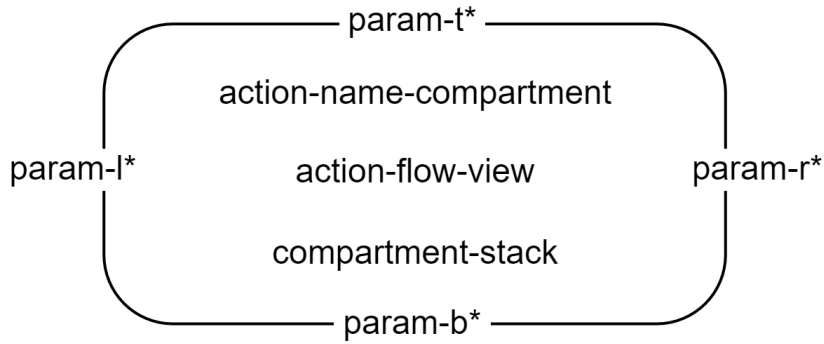
```
action-def =
```



```
action-def-name-compartment =
    basic-name-prefix
    '<math>\llcorner</math>' keyword* 'action' 'def' '<math>\ggcorner</math>'
    definition-name-with-alias
```

```
usage-node =|
    action
    | perform-action-usage
```

```
action =
```



```

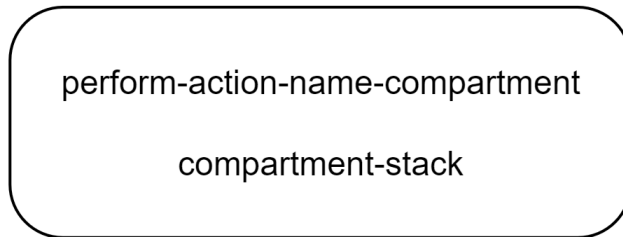
action-name-compartment =
    basic-name-prefix
    '«' 'ref'? keyword* 'action' '»'
    usage-name-with-alias

```

```

perform-action-usage =

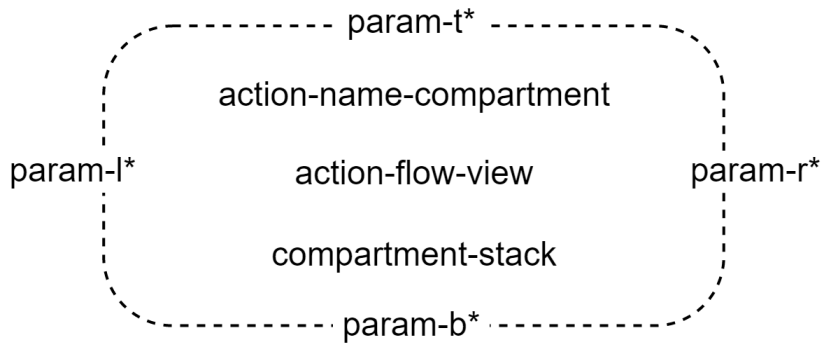
```



```

action-ref =

```



```

perform-action-name-compartment =
    '«perform-action»'
    action-name-compartment

```

```

compartment =|
    actions-compartment
    | perform-actions-compartment
    | parameters-compartment
    | action-flow-compartment

```

```

actions-compartment =

```

'actions'

actions-compartment-contents

actions-compartment-contents = (actions-compartment-element)* '...'?

actions-compartment-element =
el-prefix? OccurrenceUsagePrefix ActionUsageDeclaration

perform-actions-compartment =

'perform actions'

perform-actions-compartment-contents

perform-actions-compartment-contents = (perform-actions-compartment-element)* '...'?

perform-actions-compartment-element =
el-prefix? OccurrenceUsagePrefix PerformActionUsageDeclaration

parameters-compartment =

'parameters'

parameters-compartment-contents

parameters-compartment-contents = (parameters-compartment-element)* '...'?

parameters-compartment-element =
el-prefix? FeatureDirection UsageDeclaration ValueOrFlowPart? DefinitionBodyItem*

performed-by-compartment =

'performed by'

performed-by-compartment-contents

performed-by-compartment-contents = QualifiedName* '...'?

action-flow-compartment =

'action flow'

action-flow-view

action-flow-view =
(dependencies-and-annotations-element)*
(action-flow-element)*
(perform-action-swimlanes)?

action-flow-element =|
action-ref
| action
| action-flow-node
| action-flow-relationship

action-flow-node =
start-node
| done-node
| fork-node
| join-node
| decision-node
| merge-node

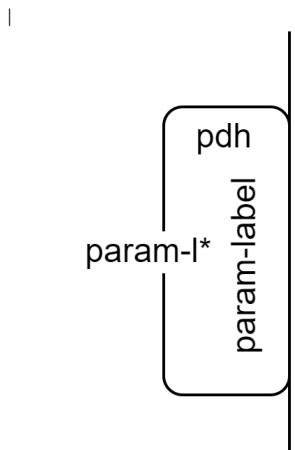
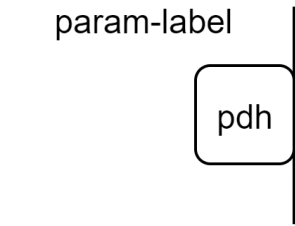
```

| send-action-node
| accept-action-node
| loop-action-node
| assign-action-node

action-flow-relationship =
  flow-connection
  | aflow-succession
  | binding-connection

param-l =

```

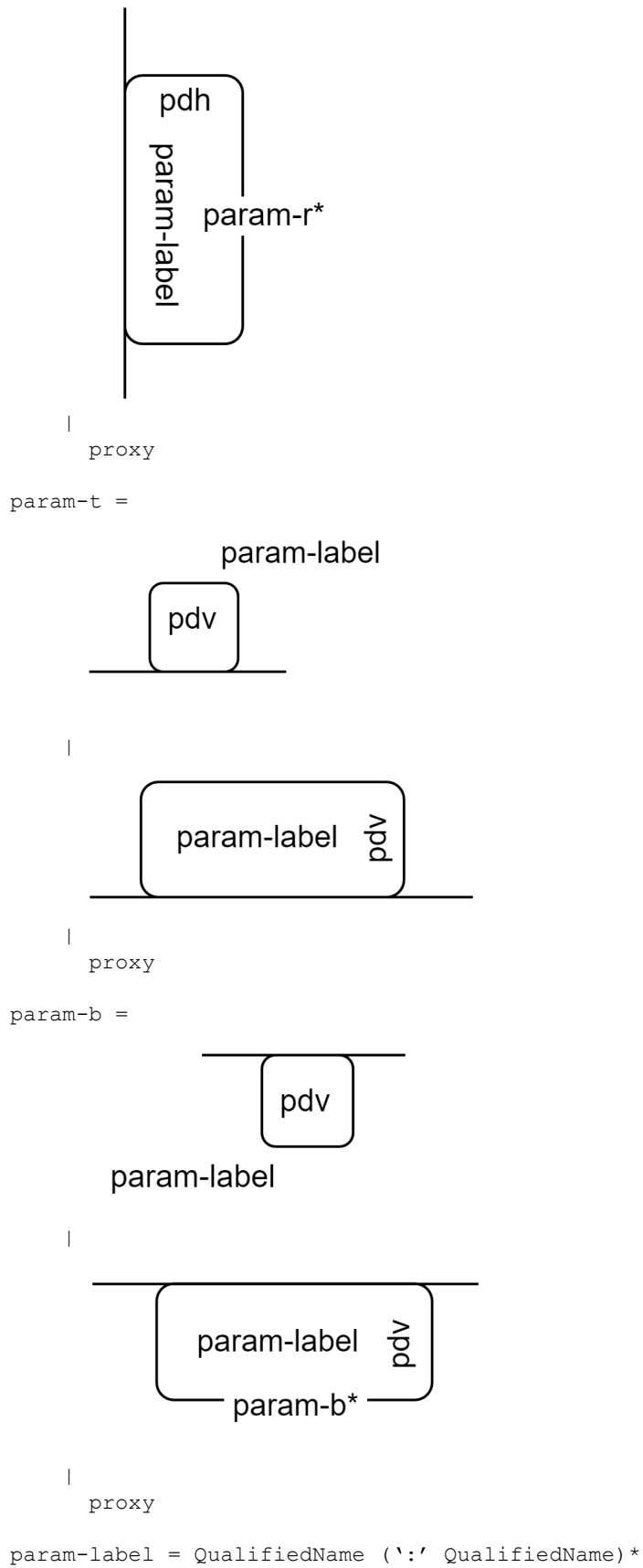


```

param-r =

```

A diagram for the `param-r` type. It consists of a vertical line on the left. To its right, a rounded rectangle labeled `pdh` is connected to the line by a short horizontal line. Above the `pdh` node, the text `param-label` is written.



start-node =



done-node =




fork-node =




join-node =



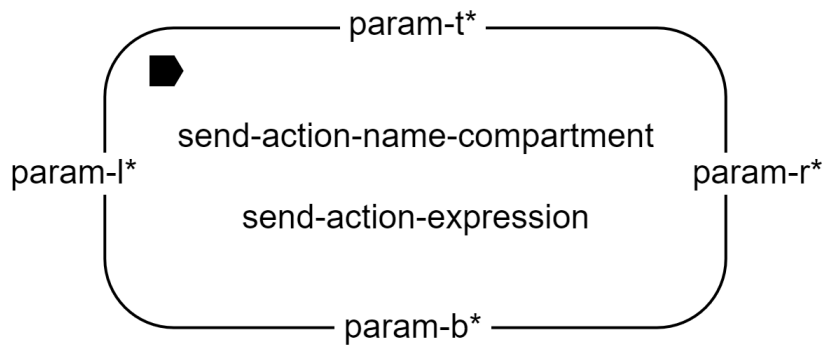
decision-node =



merge-node =



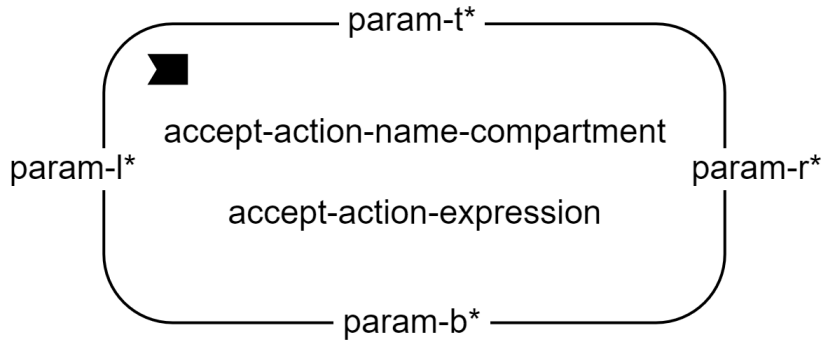
send-action-node =



send-action-name-compartment = ('«send»')? qualified-name (':' qualified-name)?
('«alias»' (qualified-name (',' qualified-name)*))?

send-action-expression = NodeParameterMember 'to' NodeParameterMember

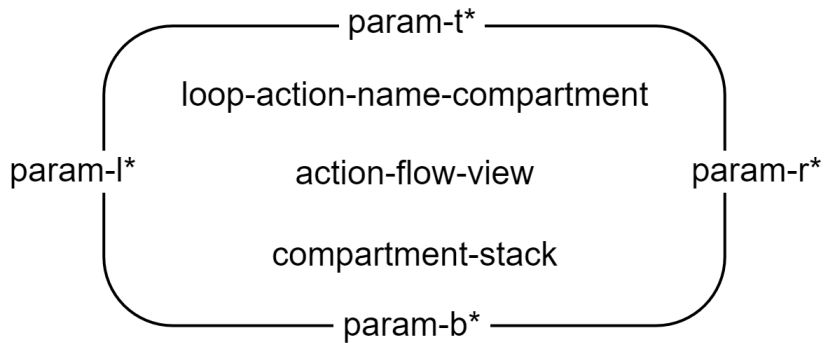
accept-action-node =



```
accept-action-name-compartment = ('«accept»')? qualified-name (':' qualified-name)?
    ( '«alias»' ( qualified-name (',' qualified-name)* ) )?
```

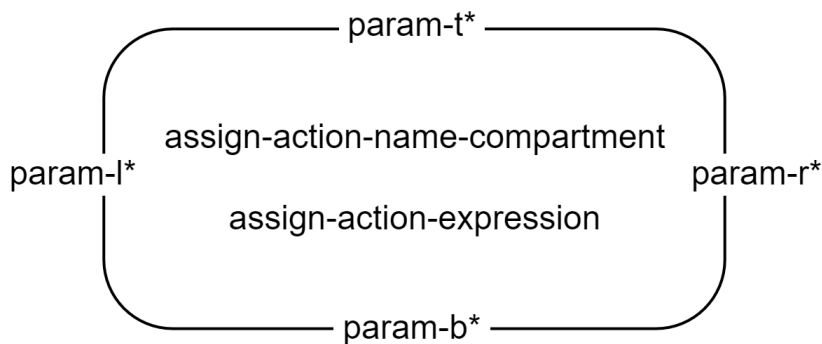
```
accept-action-expression = AcceptParameterPart
```

```
loop-action-node =
```



```
loop-action-name-compartment = ('«loop»')? qualified-name (':' qualified-name)?
    ( '«alias»' ( qualified-name (',' qualified-name)* ) )?
```

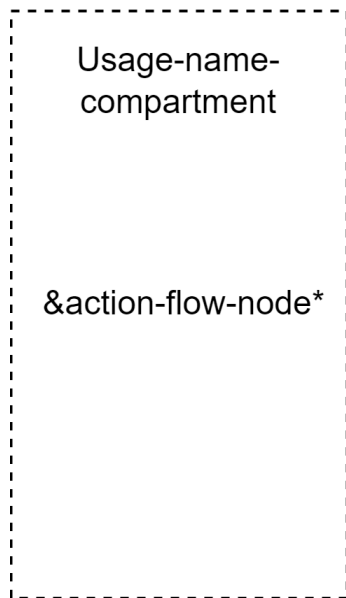
```
assign-action-node =
```



```
assign-action-name-compartment = ('«assign»')? qualified-name (':' qualified-name)?
    ( '«alias»' ( qualified-name (',' qualified-name)* ) )?
```

```
perform-actions-swimlanes = (swimlane)*
```

```
swimlane =
```



```
parameter =
  param-l | param-r | param-t | param-b
```

```
aflow-succession =
  &action-flow-node -----guard-expression?----->&action-flow-node
```

```
usage-edge = |succession
```

```
guard-expression = '[' ExpressionParameterMember ActionBodyParameterMember ']'
```

Note. All swimlanes are attached to each other on vertical edges and aligned along the top and bottom horizontal edges.

Note. The proxy option of a parameter production is valid only on an action usage contained within an action flow view.

8.2.3.17 States Graphical Notation

[SYSML2-252](#): Graphical BNF opaque "text block" productions

[SYSML2-68](#): Graphical notation for nested reference usage needs resolution

[SYSML2-599](#): Wrong production for adding state-def as a definition node

[SYSML2-572](#): Need to remove action control nodes from Statemachines GBNF productions

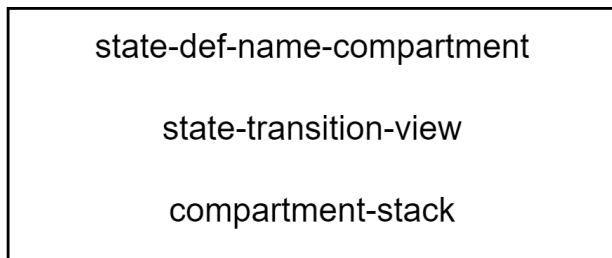
[SYSML2-458](#): Missing production for connections with an edge on one or both ends

[SYSML2-63](#): Various incorrect Graphical BNF productions

[SYSML2-457](#): Missing graphical BNF production for keyword extension using #key word in guillemet in compartments

```
definition-node =| state-def
```

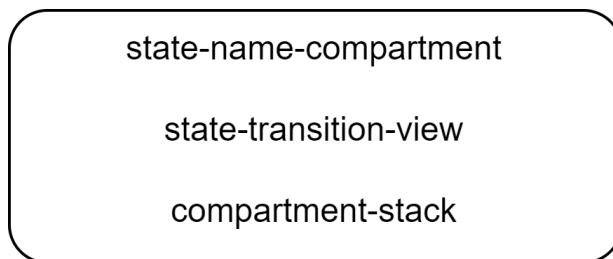
```
state-def =
```



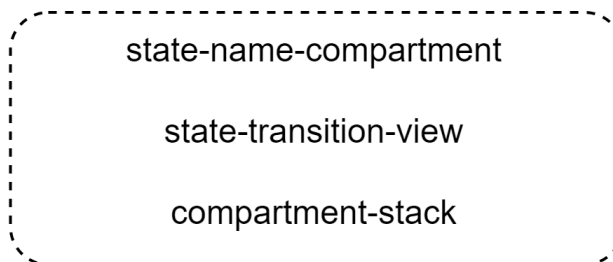
```
state-def-name-compartment =  
  basic-name-prefix  
  '«' keyword* 'state' 'def' '»'  
  definition-name-with-alias
```

```
usage-node =|  
  state  
  | exhibit-state-usage
```

```
state =
```



```
state-ref =
```



```
state-name-compartment =  
  basic-name-prefix  
  '«' 'ref'? keyword* 'state' '»'  
  usage-name-with-alias
```

```
exhibit-state-usage =
```

exhibit-state-name-compartment
compartment-stack

```
exhibit-state-name-compartment =
    '«exhibit-state»'
    state-name-compartment

compartment =|
    states-compartment
| states-actions-compartment
| exhibit-states-compartment
| successions-compartment
| state-transition-compartment

states-compartment =
    _____
    'states'
    states-compartment-contents

states-compartment-contents = (states-compartment-element)* '...'?
states-compartment-element =
    el-prefix? OccurrencePrefix ActionUsageDeclaration

state-actions-compartment =
    _____
    'states'
    state-actions-compartment-contents

state-actions-compartment-contents = (state-actions-compartment-element)* '...'?
state-actions-compartment-element =
    el-prefix? EntryActionMember | DoActionMember | ExitActionMember

exhibit-states-compartment =
    _____
    'exhibit states'
    exhibit-states-compartment-contents

exhibit-states-compartment-contents = exhibit-state-scompartment-element* '...'?
exhibit-states-compartment-element-compartment = UsageDeclaration

succession-compartment =
    _____
    'successions'
    succession-compartment-contents

succession-compartment-contents = QualifiedName* '...'?

state-transition-compartment =
```

'state transition'

```

state-transition-view

state-transition-view =
  (state-transition-element)*
  (dependencies-and-annotations-element)*

state-transition-element =
  state-def-node
| state-node
| state-ref-node
| transition
| start-node
| done-node
| fork-node
| join-node
| decision-node
| merge-node

transition =
  &state  $\xrightarrow{\text{transition-label}}$  &state

transition-label = trigger-expression '/' ActionUsage
trigger-expression = AcceptParameterPart (guard-expression)?
usage-edge = |transition

```

8.2.3.18 Calculations Graphical Notation

[SYSML2-252](#): Graphical BNF opaque "text block" productions
[SYSML2-783](#): Parsing KerML Feature elements from SysML textual notation
[SYSML2-457](#): Missing graphical BNF production for keyword extension using #key word in guillemet in compartments

```

definition-node =| calc-def

calc-def =

```

```

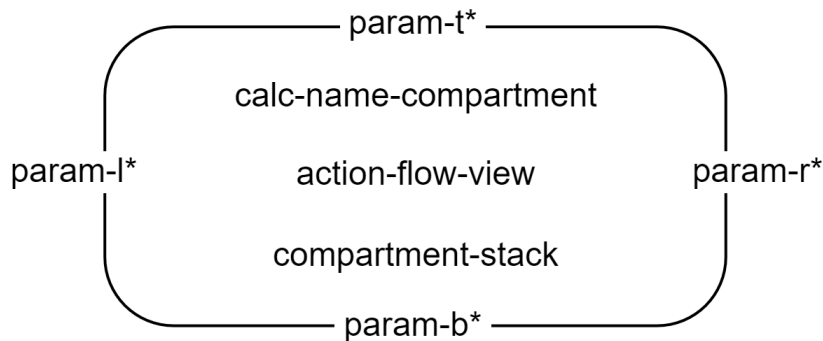
calc-def-name-compartment =
  occurrence-name-prefix
  '<<' 'ref'? keyword* 'calc' 'def' '>>'

```

definition-name-with-alias

usage-node =| calc

calc =



```
calc-name-compartment =  
  occurrence-name-prefix  
  '«' 'ref'? keyword* 'calc' '»'  
  definition-name-with-alias
```

```
action-flow-element =|  
  calc-def  
  | calc
```

```
compartment =|  
  calcs-compartment  
  | result-compartment
```

calcs-compartment =

```
-----  
                    'calcs'  
calcs-compartment-contents
```

```
calcs-compartment-contents = calcs-compartment-element* '...'?  
calcs-compartment-element = el-prefix? OccurrenceUsagePrefix ActionUsageDeclaration
```

results-compartment =

```
-----  
                    'result'  
result-compartment-contents
```

result-compartment-contents = OwnedExpression

8.2.3.19 Constraints Graphical Notation

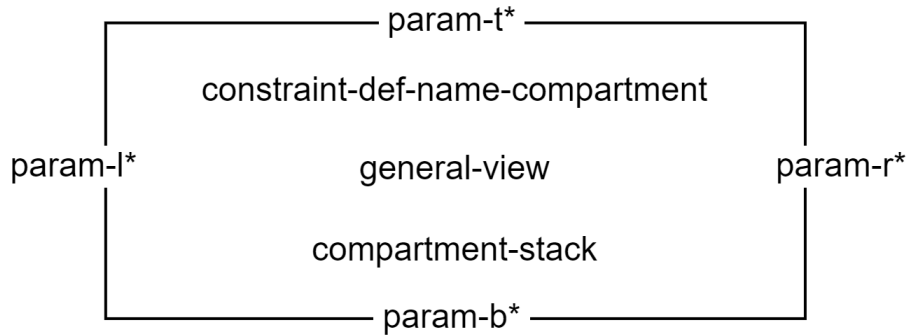
[SYSML2-68](#): Graphical notation for nested reference usage needs resolution

[SYSML2-783](#): Parsing KerML Feature elements from SysML textual notation

[SYSML2-457](#): Missing graphical BNF production for keyword extension using #key word in guillemet in compartments

definition-node =| constraint-def

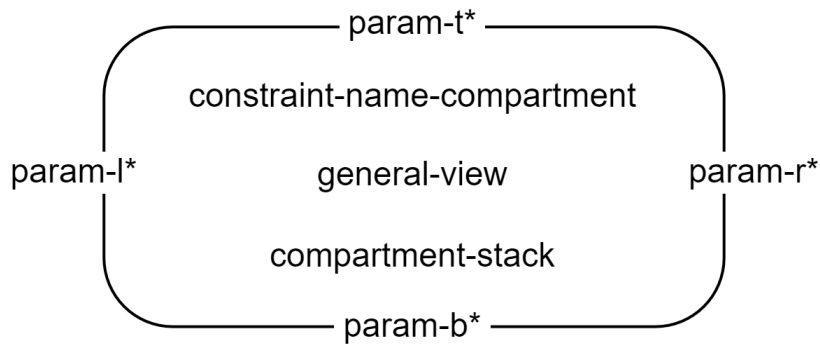
constraint-def =



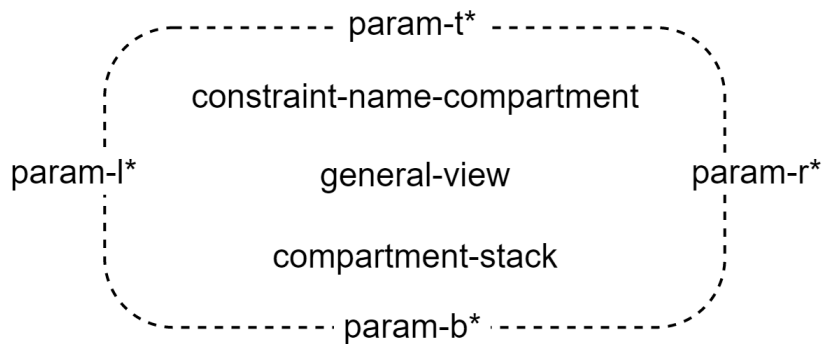
```
constraint-def-name-compartment =  
  basic-name-prefix  
  '«' keyword* 'constraint' 'def' '»'  
  definition-name-with-alias
```

```
usage-node =  
  constraint  
  | assert-constraint-usage
```

constraint =



constraint-ref =



constraint-name-compartment =

```

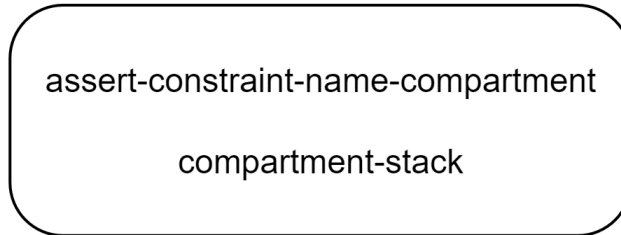
basic-name-prefix
'«' 'ref'? keyword* 'constraint' '»'
usage-name-with-alias

```

```

assert-constraint-usage =

```



```

assert-constraint-name-compartment =
  '«assert constraint»'
  constraint-name-compartment

```

```

compartment =|
  constraints-compartment
| assert-constraints-compartment

```

```

constraints-compartment =

```

'constraints'

constraints-compartment-contents

```

constraints-compartment-contents = (constraints-usage-compartment-element)* '...'?
constraints-usage-compartment-element =
  el-prefix? OccurrenceUsagePrefix ConstraintUsageDeclaration CalculationBody*

```

```

assert-constraints-compartment =

```

'assert constraints'

assert-constraints-compartment-contents

```

assert-constraints-compartment-contents = (assert-constraints-compartment-element)* '...'?
assert-constraints-compartment-element =
  el-prefix? OccurrenceUsagePrefix ( 'not' )?
  ( OwnedSubsetting FeatureSpecializationPart? | UsageDeclaration )
  CalculationUsageParameterPart CalculationBody

```

```

interconnection-element =|
  constraint-ref
| constraint

```

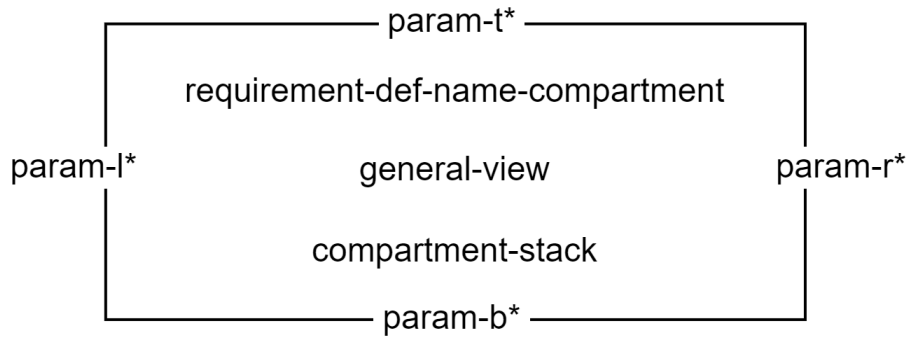
8.2.3.20 Requirements Graphical Notation

- [SYSML2-252: Graphical BNF opaque "text block" productions](#)
- [SYSML2-68: Graphical notation for nested reference usage needs resolution](#)
- [SYSML2-783: Parsing KerML Feature elements from SysML textual notation](#)
- [SYSML2-480: Missing production for use case actors and subject](#)
- [SYSML2-63: Various incorrect Graphical BNF productions](#)

SYSML2-457: Missing graphical BNF production for keyword extension using #key word in guillemet in compartments

```
definition-node =|
    requirement-def
    | concern-def
```

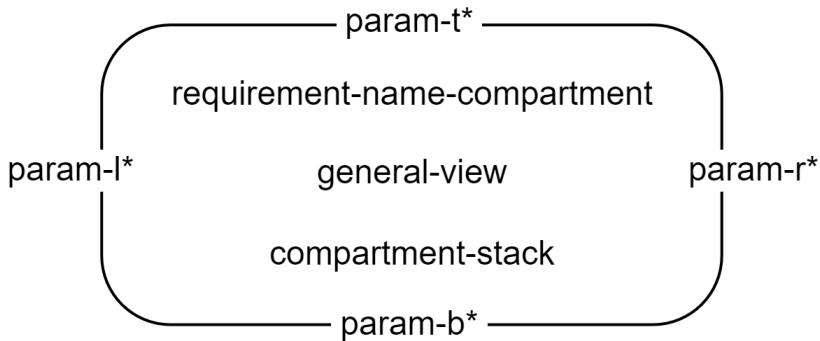
```
requirement-def =
```



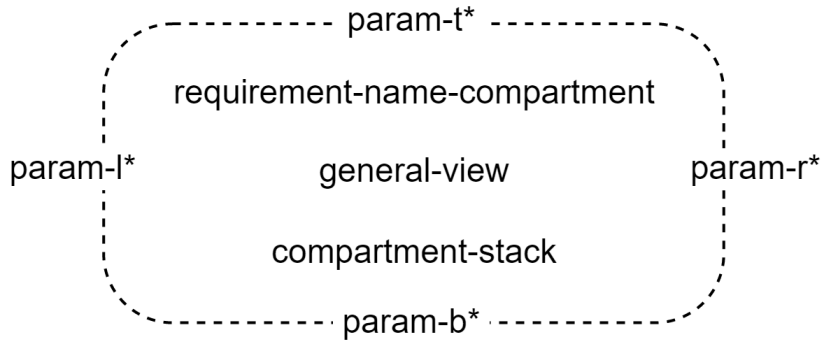
```
requirement-def-name-compartment =
    basic-name-prefix
    '<<' keyword* 'requirement' 'def' '>>'
    definition-name-with-alias
```

```
usage-node =
    requirement
    | satisfy-requirement-usage
    | concern
```

```
requirement =
```

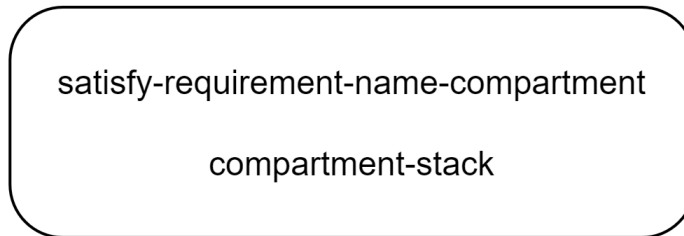


```
requirement-ref =
```



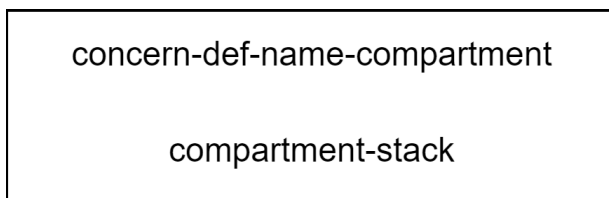
```
requirement-name-compartment =
  basic-name-prefix
  '«' 'ref' keyword* 'requirement' '»'
  usage-name-with-alias
```

```
satisfy-requirement-usage =
```



```
satisfy-requirement-name-compartment =
  '«satisfy requirement»'
  requirement-name-compartment
```

```
concern-def =
```



```
concern-def-name-compartment =
  occurrence-name-prefix
  '«concern-def»'
  definition-name-with-alias
```

```
concern =
```

concern-name-compartment

compartment-stack

```
concern-name-compartment =
  occurrence-prefix
  '«concern»'
  definition-name-with-alias

compartment =|
  constraints-compartment
  | assert-constraints-compartment

compartment =|
  requirements-compartment
  | require-constraints-compartment
  | assume-constraints-compartment
  | satisfy-requirements-compartment
  | satisfies-compartment
  | actors-compartment
  | subject-compartment
  | stakeholders-compartment
  | frames-compartment

requirements-compartment =
  

---


  'requirements'
  requirements-compartment-contents

requirements-compartment-contents = (requirements-compartment-element)* '...'?
requirements-compartment-element =
  OccurrenceUsagePrefix ConstraintUsageDeclaration

require-constraints-compartment =
  

---


  'require constraints'
  require-constraints-compartment-contents

require-constraints-compartment-contents = require-constraint-element* '...'?
require-constraint-element =
  el-prefix? requireMemberPrefix? RequirementConstraintUsage

assume-constraints-compartment =
  

---


  'assume constraints'
  assume-constraints-compartment-contents

assume-constraints-compartment-contents = require-constraint-element* '...'?

satisfy-requirements-compartment =
  

---


  'satisfy requirements'
```

```

    satisfy-requirements-compartment-contents

satisfy-requirements-compartment-contents = text-block

satisfies-compartment =
    _____
    'satisfies'
    satisfies-compartment-contents

satisfies-compartment-contents = UsageDeclaration* '...'?

actors-compartment =
    _____
    'actors'
    actors-compartment-contents

actors-compartment-contents = (actors-compartment-element)* '...'?
actors-compartment-element = el-prefix? MemberPrefix usage-cp

subject-compartment =
    _____
    'subject'
    subject-compartment-contents

subject-compartment-contents = (subject-compartment-element)* '...'?
subject-compartment-element = el-prefix? MemberPrefix usage-cp

stakeholders-compartment =
    _____
    'stakeholders'
    stakeholders-compartment-contents

stakeholders-compartment-contents = (stakeholders-compartment-element)* '...'?
stakeholders-compartment-element = el-prefix? MemberPrefix usage-cp

frames-compartment =
    _____
    'frames'
    frames-compartment-contents

frames-compartment-contents = (frames-compartment-element)* '...'?
frames-compartment-element = el-prefix* MemberPrefix? FramedConcernUsage

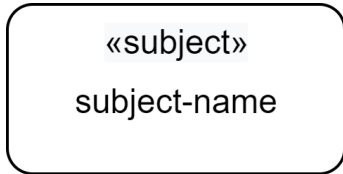
concerns-compartment =
    _____
    'concerns'
    concerns-compartment-contents

interconnection-element =|
    requirement-ref
    | requirement
    | concern
    | distinguished-parameter
    | distinguished-parameter-link
    | concern-stakeholder-link

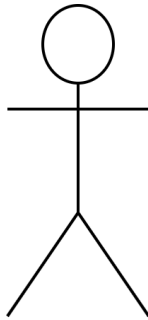
```



```
general-relationship =| frame-relationship
subject-actors-stakeholders-node =| requirement
distinguished-parameter =
  subject
  | actor
  | stakeholder
subject =
```

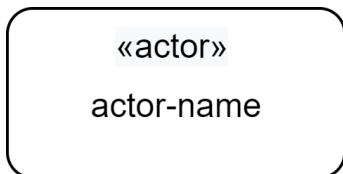


```
actor =
```

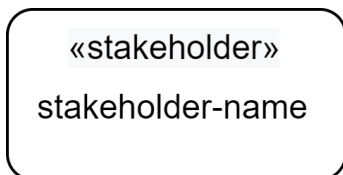


actor-name

|



```
stakeholder =
```



```
subject-name = UsageDeclaration
actor-name = UsageDeclaration
stakeholder-name = UsageDeclaration
```

```
distinguished-parameter-link =
```

&subject-actors-stakeholders-node ————— &distinguished-parameter

frame-relationship =

&subject-actors-stakeholders-node ————— '«frame»' —————> &concern

concern-stakeholder-link =

&concern ————— &stakeholder-node

8.2.3.21 Cases Graphical Notation

[SYSML2-783: Parsing KerML Feature elements from SysML textual notation](#)

compartment =| objective-compartment

objective-compartment =

—————
'objective'
—————
objective-compartment-contents

objective-compartment-contents = (objective-compartment-element)* '...'?

objective-compartment-element =

comp-prefix? MemberPrefix ConstraintUsageDeclaration RequirementBody

8.2.3.22 Analysis Cases Graphical Notation

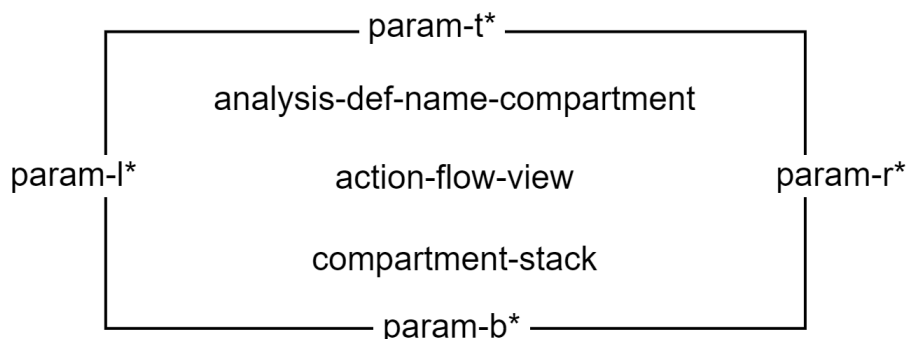
[SYSML2-783: Parsing KerML Feature elements from SysML textual notation](#)

[SYSML2-480: Missing production for use case actors and subject](#)

[SYSML2-457: Missing graphical BNF production for keyword extension using #key word in guillemet in compartments](#)

definition-node =| calc-def

analysis-def =



analysis-def-name-compartment =

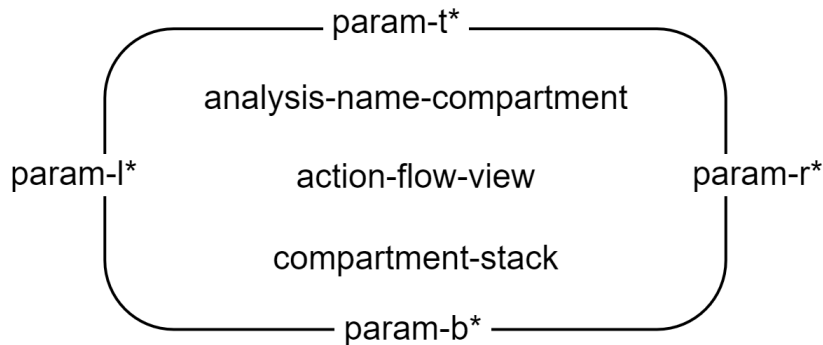
```

occurrence-name-prefix
'«' keyword* 'analysis' 'def' '»'
definition-name-with-alias

```

```
usage-node =| analysis
```

```
analysis =
```



```

analysis-name-compartment =
  occurrence-name-prefix
  '«' keyword* 'analysis' '»'
  definition-name-with-alias

```

```
compartment =| analyses-compartment
```

```
analyses-compartment =
```

```



---


'analyses'
analyses-compartment-contents

```

```

analyses-compartment-contents = analyses-compartment-element* '...'?
analyses-compartment-element =
  el-prefix? OccurrenceUsagePrefix ConstraintUsageDeclaration CaseBody

```

```

action-flow-element =|
  analysis-def
| analysis

```

```
subject-actors-stakeholders-node =| analysis | analysis-def
```

8.2.3.23 Verification Cases Graphical Notation

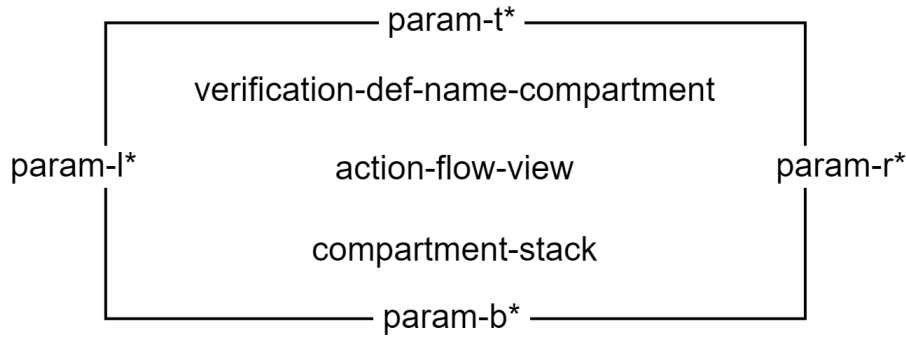
[SYSML2-783](#): Parsing KerML Feature elements from SysML textual notation

[SYSML2-480](#): Missing production for use case actors and subject

[SYSML2-457](#): Missing graphical BNF production for keyword extension using #key word in guillemet in compartments

```
definition-node =| verification-def
```

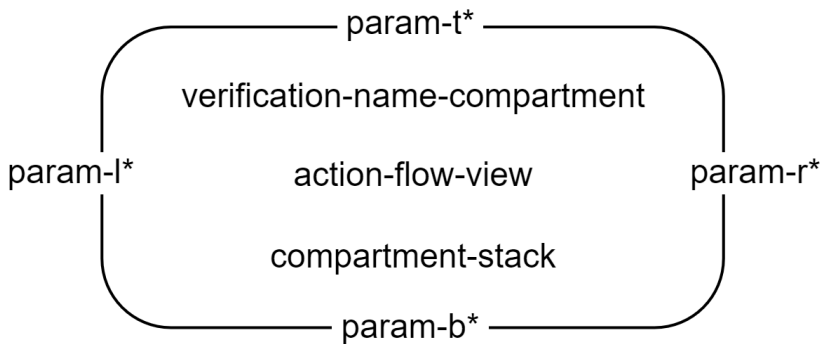
```
verification-def =
```



```
verification-def-name-compartment =
  occurrence-name-prefix
  '«' keyword* 'verification' 'def' '»'
  definition-name-with-alias
```

```
usage-node =| verification
```

```
verification =
```



```
verification-name-compartment =
  occurrence-name-prefix
  '«' keyword* 'verification' '»'
  definition-name-with-alias
```

```
compartment =|
  verifications-compartment
  | verifies-compartment
  | verification-methods-compartment
```

```
verifications-compartment =
```

```

  _____
  | 'verifications' |
  |                   |
  | verifications-compartment-contents |
  |                   |
  |_____
```

```
verifications-compartment-contents = (verifications-compartment-element)* '...'?
```

```
verifications-compartment-element =
  el-prefix? OccurrenceUsagePrefix ConstraintUsageDeclaration CaseBody '...'
```

```
verifies-compartment =
```

'verifies'

```

verifies-compartment-contents

verifies-compartment-contents = (verifies-compartment-element)* '...'?
verifies-compartment-element = el-prefix? MemberPrefix RequirementVerificationUsage '...'

verification-methods-compartment =

```

'verification methods'

```

verification-methods-compartment-contents

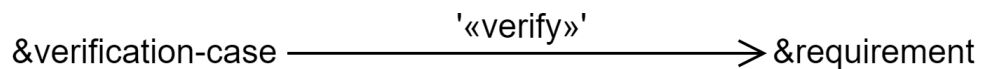
verification-methods-compartment-contents = (verification-methods-compartment-element)* '...'?
verification-methods-compartment-element = MetadataBody

action-flow-element =|
    verification-def
| verification

general-relationship =| verify-relationship

verify-relationship =

```



```

subject-actors-stakeholders-node =| verification | verification-def

```

8.2.3.24 Use Cases Graphical Notation

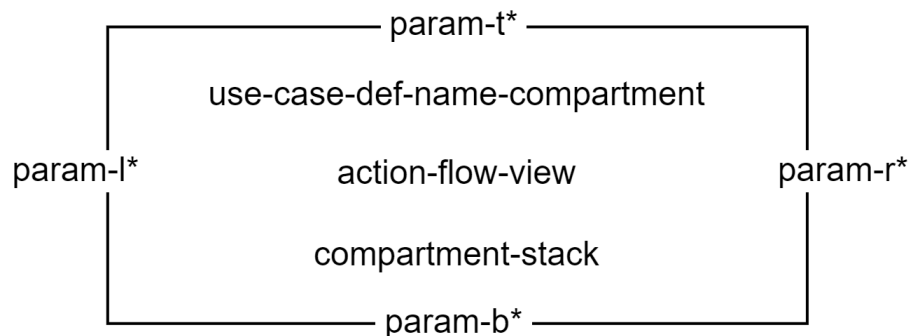
- [SYSML2-252: Graphical BNF opaque "text block" productions](#)
- [SYSML2-783: Parsing KerML Feature elements from SysML textual notation](#)
- [SYSML2-480: Missing production for use case actors and subject](#)
- [SYSML2-457: Missing graphical BNF production for keyword extension using #key word in guillemet in compartments](#)

```

definition-node =| use-case-def

use-case-def =

```



```

use-case-def-name-compartment =
    basic-name-prefix

```

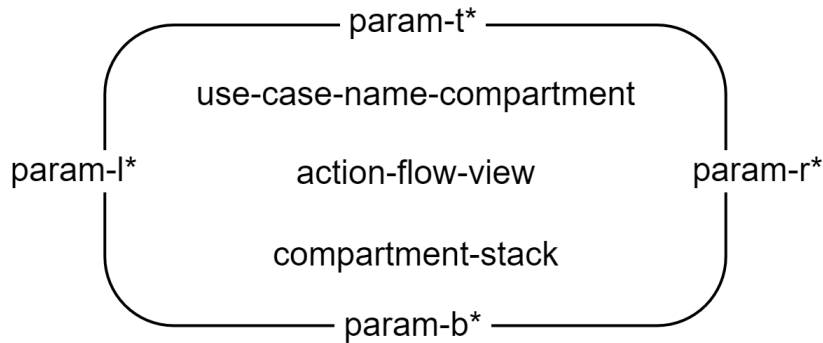
```

    '«' keyword* 'use' 'case' 'def' '»'
    definition-name-with-alias

usage-node =|
    use-case
    | include-use-case-usage

use-case =

```



```

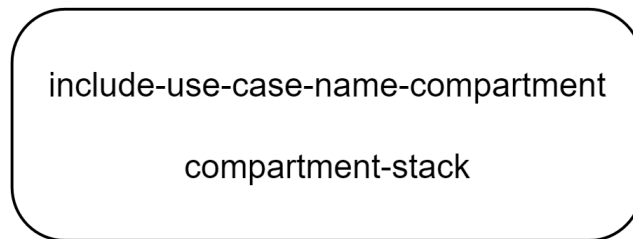
use-case-name-compartment =
    basic-name-prefix
    '«' keyword* 'use' 'case' '»'
    usage-name-with-alias

```

```

include-use-case-usage =

```



```

include-use-case-name-compartment =
    '«include use case»'
    requirement-name-compartment

```

```

compartment =|
    use-cases-compartment
    | include-actions-compartment
    | includes-compartment

```

```

use-cases-compartment =

```

```



---


    'use cases'
    use-cases-compartment-contents

```

```

use-cases-compartment-contents = use-cases-compartment-element* '...'?
use-cases-compartment-element = el-prefix? OccurrenceUsagePrefix ConstraintUsageDeclaration

```

```

include-use-cases-compartment =
    

---


    'include use cases'
    include-use-cases-compartment-contents

include-use-cases-compartment-contents = (include-use-cases-compartment-element* '...'?
include-use-cases-compartment-element =
    el-prefix? OccurrenceUsagePrefix
    ( OwnedSubsetting FeatureSpecializationPart? | UsageDeclaration )
    ( ValuePart | ActionUsageParameterList )? CaseBody

includes-compartment =
    

---


    'includes'
    includes-compartment-contents

includes-compartment-contents = (includes-compartment-element)* '...'?
includes-compartment-element =
    el-prefix? OccurrenceUsagePrefix
    ( OwnedSubsetting FeatureSpecializationPart? | UsageDeclaration )

action-flow-element =|
    use-case-def
    | use-case

general-relationship =| include-use-case-relationship

include-use-case-relationship =
    &use-case  $\xrightarrow{\text{'«include»'}}$  &use-case

```

```

subject-actors-stakeholders-node =| use-case | use-case-def

```

8.2.3.25 Views and Viewpoints Graphical Notation

[SYSML2-252: Graphical BNF opaque "text block" productions](#)

[SYSML2-783: Parsing KerML Feature elements from SysML textual notation](#)

[SYSML2-457: Missing graphical BNF production for keyword extension using #key word in guillemet in compartments](#)

```

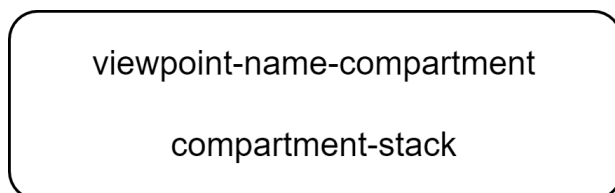
definition-node =|
    viewpoint-def
    | view-def

```

```

viewpoint-def =

```



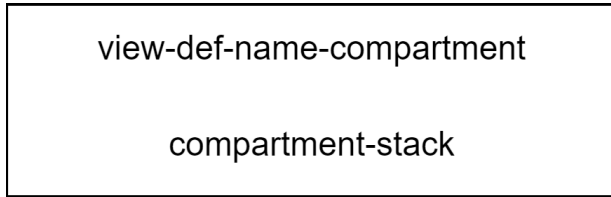
```

viewpoint-def-name-compartment =

```

```
basic-name-prefix
'«' keyword* 'viewpoint' 'def' '»'
definition-name-with-alias
```

view-def =



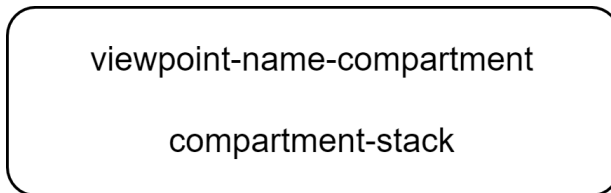
view-def-name-compartment =

```
basic-name-prefix
'«' keyword* 'view' 'def' '»'
definition-name-with-alias
```

usage-node =

```
viewpoint
| view
| view-frame
```

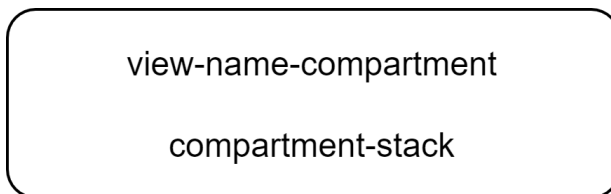
viewpoint =



viewpoint-name-compartment =

```
basic-name-prefix
( '«' 'viewpoint' '»' | '«' keyword+ 'viewpoint' '»' )
usage-name-with-alias
```

view =



view-name-compartment =

```
basic-name-prefix
'«' keyword* 'view' '»'
usage-name-with-alias
```

compartment =|

```
| views-compartment
| viewpoints-compartment
| exposes-compartment
| filters-compartment
```



```

| rendering-compartment

views-compartment =
    _____
    'views'
    views-compartment-contents

views-compartment-contents = (views-compartment-element)* '...'
views-compartment-element =
    el-prefix? OccurrenceUsagePrefix UsageDeclaration? ValueOrFlowPart? ViewBody

viewpoints-compartment =
    _____
    'viewpoints'
    viewpoints-compartment-contents

viewpoints-compartment-contents = (viewpoints-compartment-element)* '...'?
viewpoints-compartment-element =
    el-prefix? OccurrenceUsagePrefix ConstraintUsageDeclaration RequirementBody

exposes-compartment =
    _____
    'exposes'
    exposes-compartment-contents

exposes-compartment-contents = exposes-compartment-element* '...'?
exposes-compartment-element = VisibilityIndicator? ( ImportedNamespace | ImportedFilterPackage )

filters-compartment =
    _____
    'filters'
    filters-compartment-contents

filters-compartment-contents = (filters-compartment-element)* '...'?
filters-compartment-element = el-prefix? MemberPrefix OwnedExpression

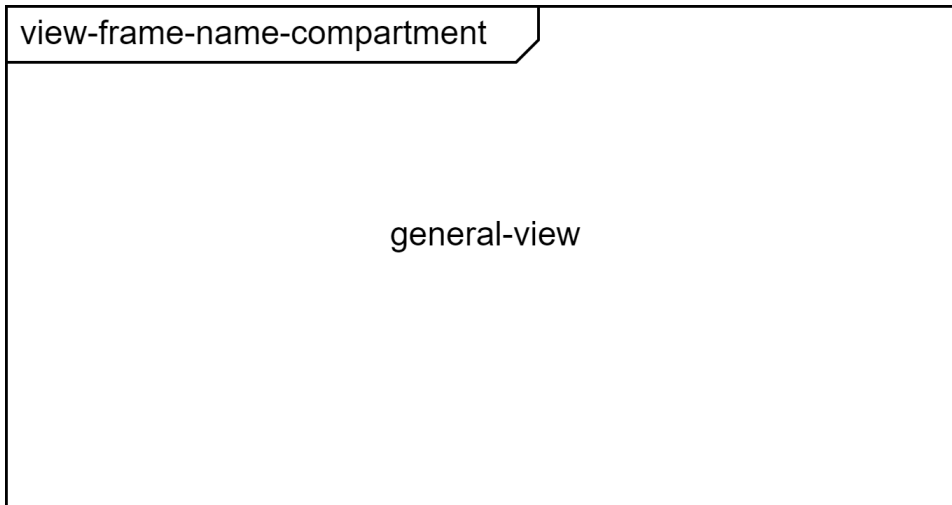
rendering-compartment =
    _____
    'rendering'
    rendering-compartment-contents

rendering-compartment-contents = usage-cp* '...'?

interconnection-element =|
    viewpoint-def
    | viewpoint
    | view-def
    | view

view-frame =

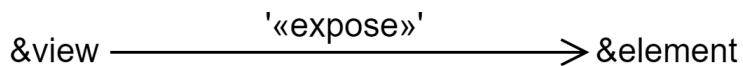
```



```
view-frame-name-compartment = '«view»' QualifiedName (':' QualifiedName)?
```

```
general-relationship =| expose-relationship
```

```
expose-relationship =
```

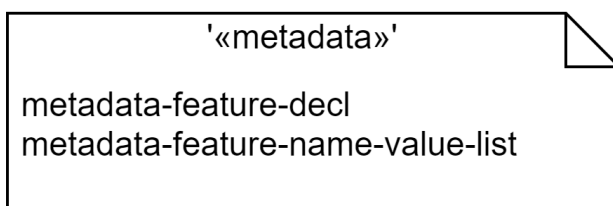


Note. A model library in Section 9.2.18 defines standard graphical view definitions for SysML. These may be supplemented by further, customized View Definitions specific to a model.

8.2.3.26 Metadata Graphical Notation

```
annotation-node =| metadata-feature-annotation-node
```

```
metadata-feature-annotation-node =
```



```
metadata-feature-decl = Identifier
```

```
metadata-feature-name-value-list =
```

```
( metadata-feature-name '=' expression-text )*
```

```
metadata-feature-name = Identifier
```

```
expression-text = text-block
```

8.3 Abstract Syntax

8.3.1 Abstract Syntax Overview

The *abstract syntax* is the common underlying syntactic representation for SysML models. The SysML textual or graphical notations (see [8.2](#)) provide for concrete presentation of models in the abstract syntax presentation. This

concrete syntax notation may also be parsed to create or update the abstract syntax representation of models. The semantics for SysML models are then formally defined on the abstract syntax representation (see [8.4](#)).

The SysML abstract syntax is specified as a MOF model [MOF] that is an extension of the KerML abstract syntax model [KerML]. Each of the subsequent abstract subclasses describes one package in the abstract syntax model, including one or more overview diagrams and descriptions of each of the elements in the package. In the diagrams, metaclasses and relationships from the KerML abstract syntax are shown in gray. See [KerML] for the description of these elements.

The MOF-compliant class model for the abstract syntax defines the basic structural representation for any SysML model. In addition to this basic structure, the abstract syntax also includes *constraints* defined on various metaclasses. A conformant tool shall be able to accept any KerML model that conforms to the structural abstract syntax class model, and it may then additionally report on and/or enforce the constraints on a model so represented (as further described below).

The SysML abstract syntax model follows the conventions from [KerML, 8.3.1] on three kinds of constraints:

1. *Derivation constraints*. These constraints specify how the values of the derived properties of a metaclass are computed from the values of other properties in the abstract syntax model. A tool conformant to the SysML abstract syntax shall always enforce derivation constraints. However, the computed values of derived properties may depend on whether implied relationships are included in the model or not (see below). A derivation constraint has a name starting with the word *derive*, followed by the name of the metaclass it constrains, followed by the name of the derived property it is for. The OCL specification of such a constraint always has the form of an equality, with the derived property on the left-hand side and the derivation expression on the right-hand side. For example, the derivation constraint for the derived property `Usage::isReference` is called `deriveUsageIsReference` and has the OCL specification `isReference = not isComposite`.

Note. Derivation constraints are *not* included for derived properties in the following cases:

- The derived property subsets a property with multiplicity upper bound 1. In this case, if the derived property has a value, it must be the same as that of the subsetted property.
 - The derived property redefines another derived property. In this case, the derivation of the redefined property also applies to the redefining property, though the redefining property will generally place additional constraints on type and/or multiplicity.
2. *Semantic constraints*. These constraints specify relationships that are semantically required in a SysML model (see [8.4.1](#)), particularly relationships with elements in the Kernel Semantic Library (see [KerML, 9.2]) and Systems Model Library (see [9.2](#)). These constraints may be violated by a model as entered by a user or as interchanged. In this case, a tool may satisfy the constraints by introducing *implied relationships* into the model, it may simply report their violation, or it may ignore the violations. Semantic constraints have names that start with the word *check*, followed by the name of the constrained metaclass, followed by a descriptive word or phrase. For example, `checkPartDefinitionSpecialization`.
 3. *Validation constraints*. These constraints specify additional syntactic conditions that must be satisfied in order to give a model a proper semantic interpretation. They are written presuming that all semantic constraints are satisfied. A *valid* model is a model that satisfies all validation constraints. A tool conformant to the SysML abstract syntax should report violations of validation constraints. A tool conformant to the SysML semantics is only required to operate on valid models. Validation constraints have names that start with the word *validate*, followed by the name of the metaclass, followed by a descriptive word or phrase. For example, `validateUsageOwningType`.

8.3.2 Elements and Relationships Abstract Syntax

This is a Kernel abstract syntax model. For Elements and Relationships Abstract Syntax class descriptions, see [KerML, 8.3.2.1].

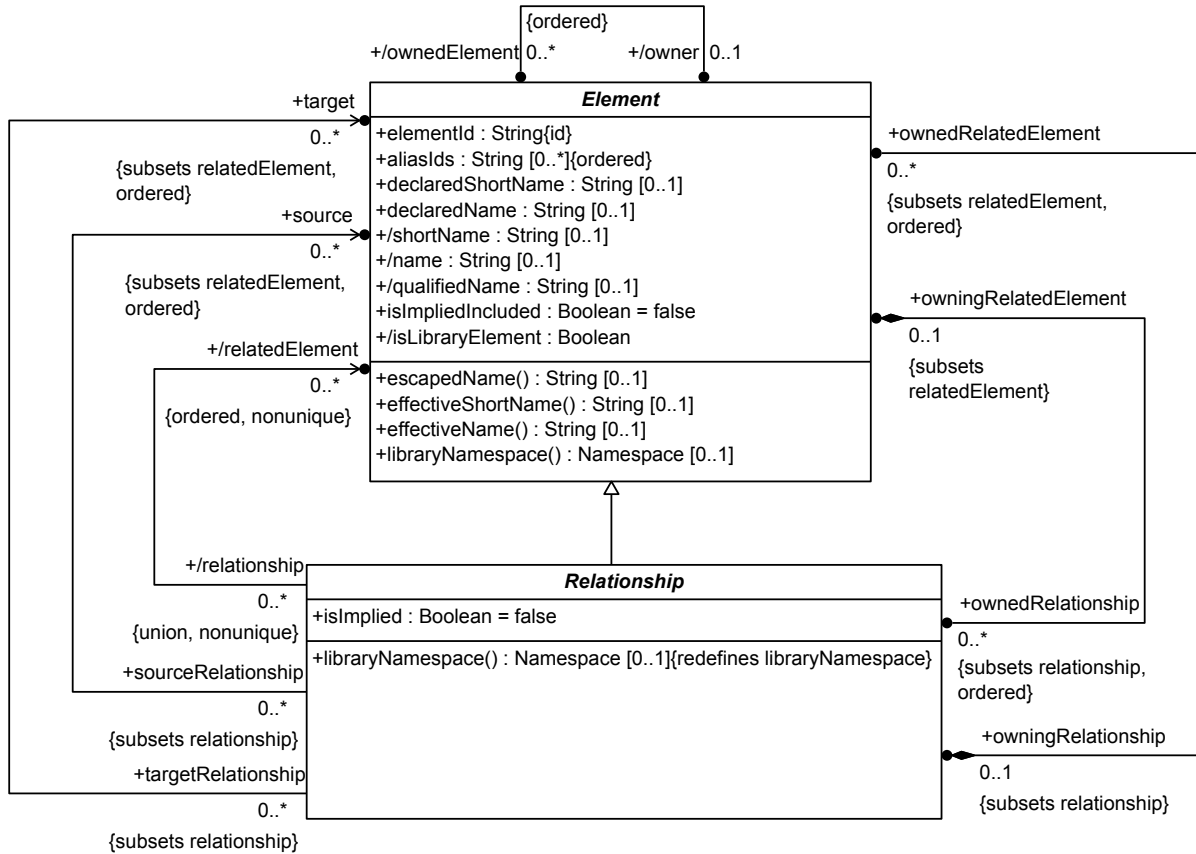


Figure 2. Elements

It is a general design principle of the KerML abstract syntax that non-Relationship Elements are related only by reified instances of Relationships. All other meta-associations between Elements are derived from these reified Relationships. For example, the owningRelatedElement/ownedRelationship meta-association between an Element and a Relationship is fundamental to establishing the structure of a model. However, the owner/ownedElement meta-association between two Elements is derived, based on the Relationship structure between them.

8.3.3 Dependencies Abstract Syntax

This is a Kernel abstract syntax model. For Dependencies Abstract Syntax class descriptions, see [KerML, 8.3.2.2].

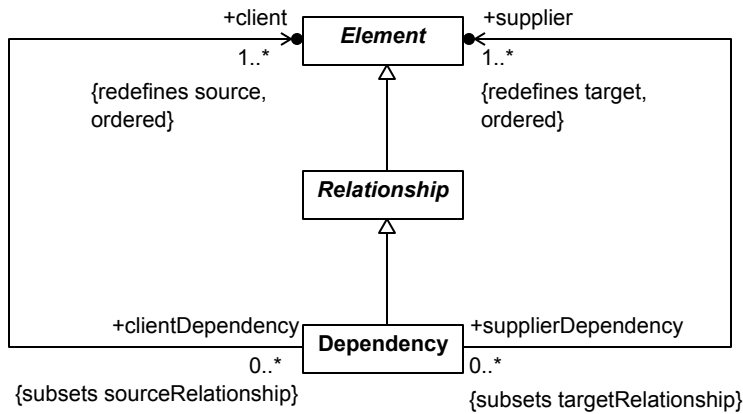


Figure 3. Dependencies

8.3.4 Annotations Abstract Syntax

[SYSML2-844](#): Annotation diagram needs to be updated

This is a Kernel abstract syntax model. For Annotations Abstract Syntax class descriptions, see [KerML, 8.3.2.3].

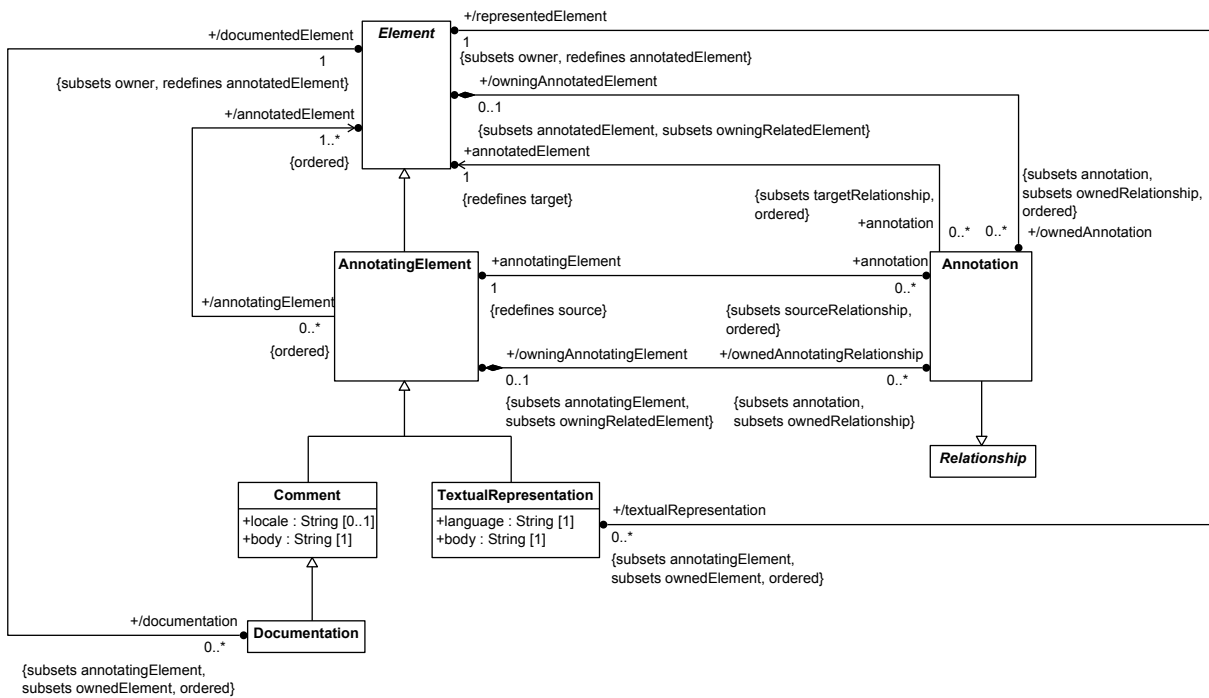


Figure 4. Annotation

8.3.5 Namespaces and Packages Abstract Syntax

This is a Kernel abstract syntax model. For Namespaces Abstract Syntax class descriptions, see [KerML, 8.3.2.4]. For Packages Abstract Syntax class descriptions, see [KerML, 8.3.4.13].

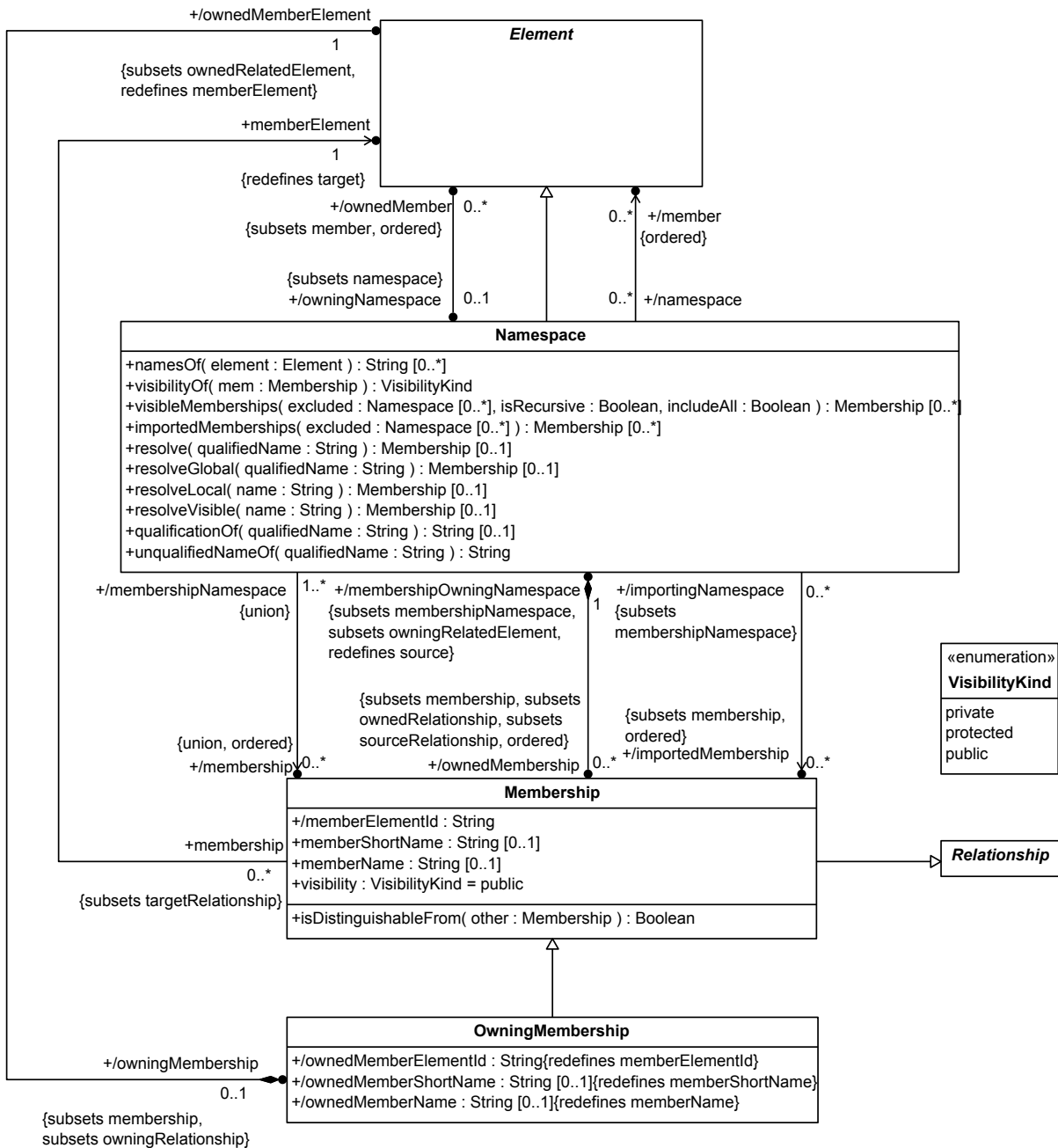


Figure 5. Namespaces

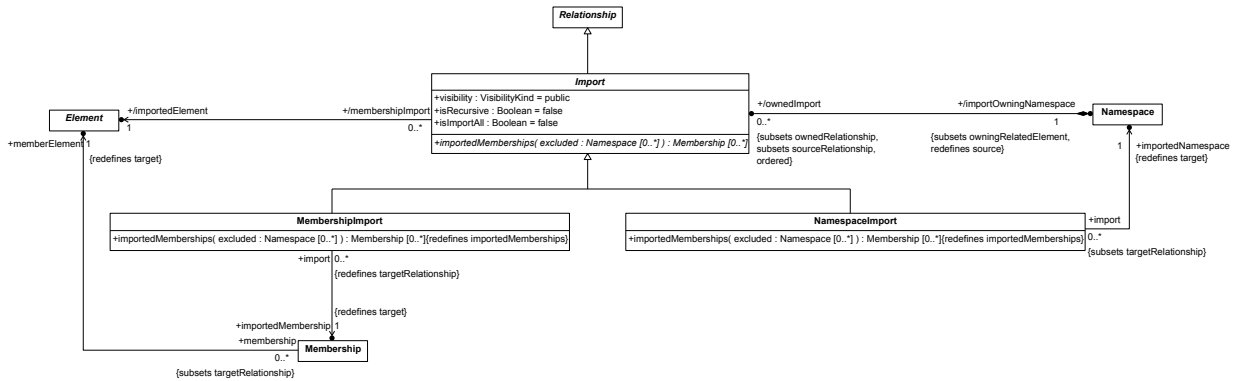


Figure 6. Imports

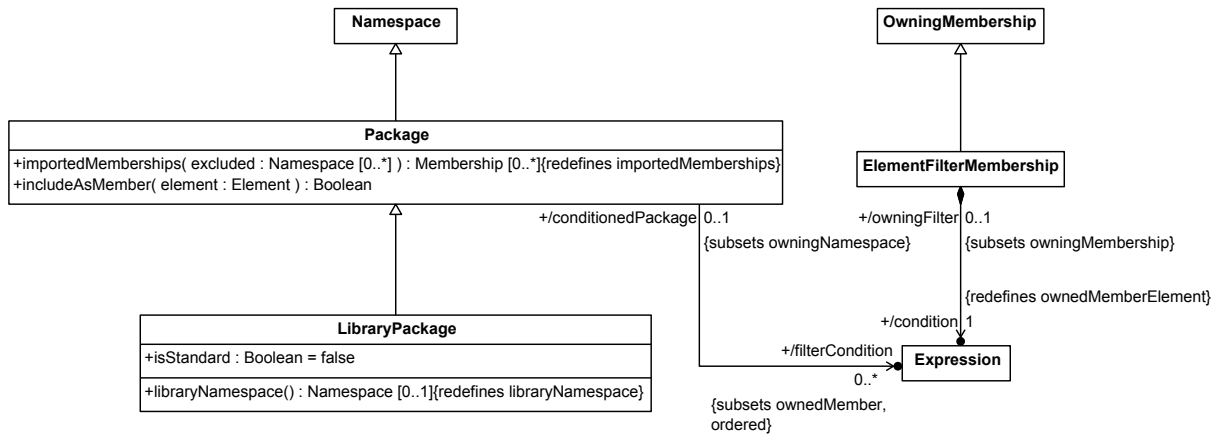


Figure 7. Packages

8.3.6 Definition and Usage Abstract Syntax

8.3.6.1 Overview

SYSML2-81: Association end name "/usageWithDirectedUsage" has a typo

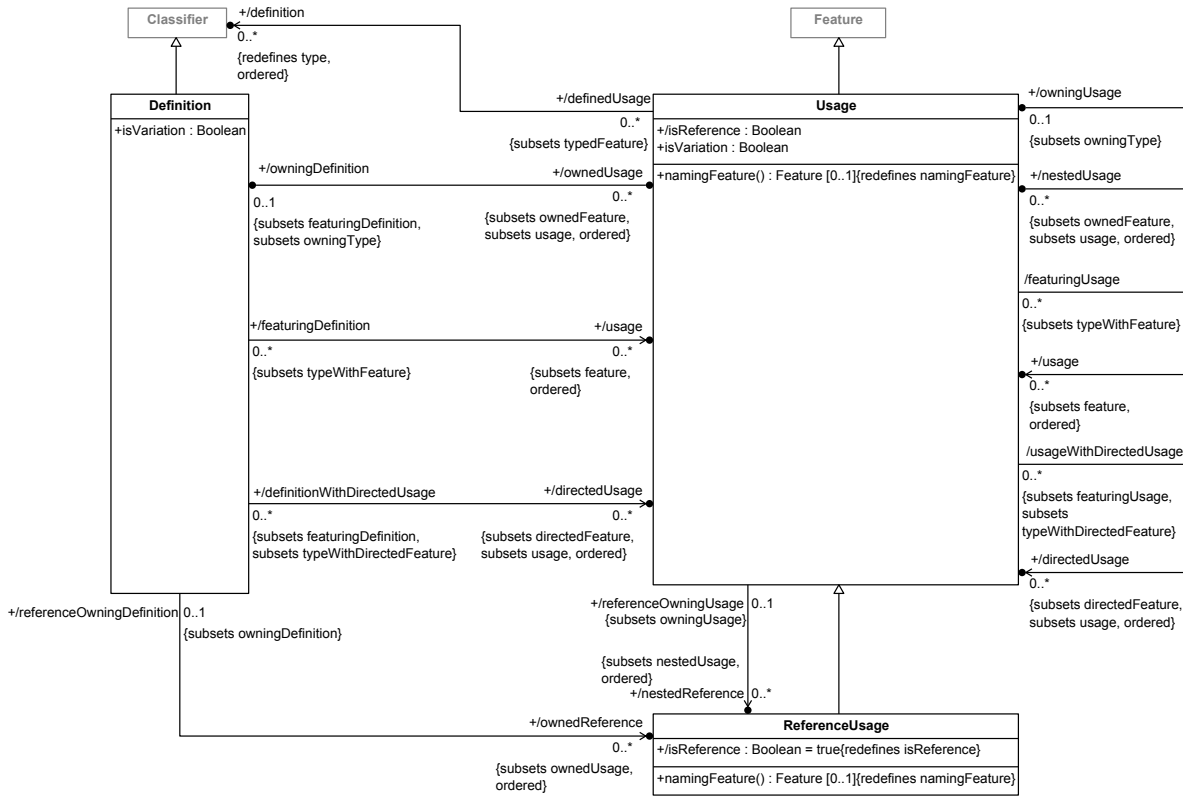


Figure 8. Definition and Usage

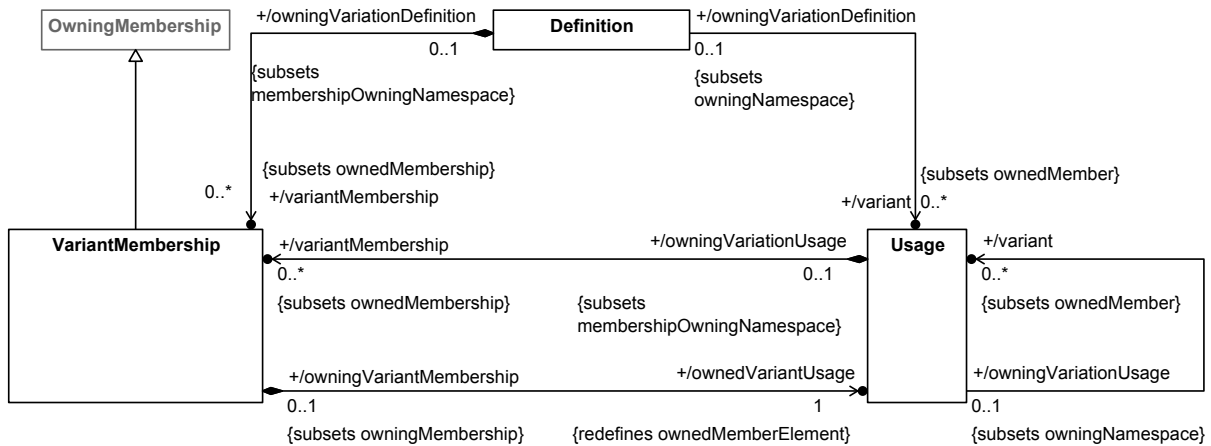


Figure 9. Variant Membership

8.3.6.2 Definition

[SYSML2-300](#): `validateDefinitionNonVariationMembership` and `validateUsageNonVariationMembership` are redundant with `validateVariantMembershipOwningNamespace`

[SYSML2-611](#): OCL rule `deriveDefinitionOwnedFlow` references non-existent class called `FlowUsage`

[SYSML2-298](#): `validateDefinitionVariationMembership` and `validateUsageVariationMembership` are too strict

[SYSML2-488](#): Constraints missing to enforce variations being abstract
[SYSML2-299](#): validateDefinitionVariationSpecialization and validateUsageVariationSpecialization OCL is wrong

Description

A Definition is a Classifier of Usages. The actual kinds of Definition that may appear in a model are given by the subclasses of Definition (possibly as extended with user-defined *SemanticMetadata*).

Normally, a Definition has owned Usages that model features of the thing being defined. A Definition may also have other Definitions nested in it, but this has no semantic significance, other than the nested scoping resulting from the Definition being considered as a Namespace for any nested Definitions.

However, if a Definition has `isVariation = true`, then it represents a *variation point* Definition. In this case, all of its members must be variant Usages, related to the Definition by VariantMembership Relationships. Rather than being features of the Definition, variant Usages model different concrete alternatives that can be chosen to fill in for an abstract Usage of the variation point Definition.

General Classes

Classifier

Attributes

`/directedUsage : Usage [0..*] {subsets usage, directedFeature, ordered}`

The usages of this Definition that are directedFeatures.

`isVariation : Boolean`

Whether this Definition is for a variation point or not. If true, then all the memberships of the Definition must be VariantMemberships.

`/ownedAction : ActionUsage [0..*] {subsets ownedOccurrence, ordered}`

The ActionUsages that are ownedUsages of this Definition.

`/ownedAllocation : AllocationUsage [0..*] {subsets ownedConnection, ordered}`

The AllocationUsages that are ownedUsages of this Definition.

`/ownedAnalysisCase : AnalysisCaseUsage [0..*] {subsets ownedCase, ordered}`

The AnalysisCaseUsages that are ownedUsages of this Definition.

`/ownedAttribute : AttributeUsage [0..*] {subsets ownedUsage, ordered}`

The AttributeUsages that are ownedUsages of this Definition.

`/ownedCalculation : CalculationUsage [0..*] {subsets ownedAction, ordered}`

The CalculationUsages that are ownedUsages of this Definition.

`/ownedCase : CaseUsage [0..*] {subsets ownedCalculation, ordered}`

The code >CaseUsages that are ownedUsages of this Definition.

/ownedConcern : ConcernUsage [0..*] {subsets ownedRequirement}

The ConcernUsages that are ownedUsages of this Definition.

/ownedConnection : ConnectorAsUsage [0..*] {subsets ownedPart, ordered}

The ConnectorAsUsages that are ownedUsages of this Definition. Note that this list includes BindingConnectorAsUsages and SuccessionAsUsages, even though these are ConnectorAsUsages but not ConnectionUsages.

/ownedConstraint : ConstraintUsage [0..*] {subsets ownedOccurrence, ordered}

The ConstraintUsages that are ownedUsages of this Definition.

/ownedEnumeration : EnumerationUsage [0..*] {subsets ownedAttribute, ordered}

The EnumerationUsages that are ownedUsages of this Definition.

/ownedFlow : FlowConnectionUsage [0..*] {subsets ownedConnection}

The FlowConnectionUsages that are ownedUsages of this Definition.

/ownedInterface : InterfaceUsage [0..*] {subsets ownedConnection, ordered}

The InterfaceUsages that are ownedUsages of this Definition.

/ownedItem : ItemUsage [0..*] {subsets ownedOccurrence, ordered}

The ItemUsages that are ownedUsages of this Definition.

/ownedMetadata : MetadataUsage [0..*] {subsets ownedItem, ordered}

The MetadataUsages that are ownedUsages of this Definition.

/ownedOccurrence : OccurrenceUsage [0..*] {subsets ownedUsage, ordered}

The OccurrenceUsages that are ownedUsages of this Definition.

/ownedPart : PartUsage [0..*] {subsets ownedItem, ordered}

The PartUsages that are ownedUsages of this Definition.

/ownedPort : PortUsage [0..*] {subsets ownedUsage, ordered}

The PortUsages that are ownedUsages of this Definition.

/ownedReference : ReferenceUsage [0..*] {subsets ownedUsage, ordered}

The ReferenceUsages that are ownedUsages of this Definition.

/ownedRendering : RenderingUsage [0..*] {subsets ownedPart, ordered}

The RenderingUsages that are ownedUsages of this Definition.

/ownedRequirement : RequirementUsage [0..*] {subsets ownedConstraint, ordered}

The RequirementUsages that are ownedUsages of this Definition.

/ownedState : StateUsage [0..*] {subsets ownedAction, ordered}

The StateUsages that are ownedUsages of this Definition.

/ownedTransition : TransitionUsage [0..*] {subsets ownedUsage}

The TransitionUsages that are ownedUsages of this Definition.

/ownedUsage : Usage [0..*] {subsets ownedFeature, usage, ordered}

The Usages that are ownedFeatures of this Definition.

/ownedUseCase : UseCaseUsage [0..*] {subsets ownedCase, ordered}

The UseCaseUsages that are ownedUsages of this Definition.

/ownedVerificationCase : VerificationCaseUsage [0..*] {subsets ownedCase, ordered}

The VerificationCaseUsages that are ownedUsages of this Definition.

/ownedView : ViewUsage [0..*] {subsets ownedPart, ordered}

The ViewUsages that are ownedUsages of this Definition.

/ownedViewpoint : ViewpointUsage [0..*] {subsets ownedRequirement, ordered}

The ViewpointUsages that are ownedUsages of this Definition.

/usage : Usage [0..*] {subsets feature, ordered}

The Usages that are features of this Definition (not necessarily owned).

/variant : Usage [0..*] {subsets ownedMember}

The Usages which represent the variants of this Definition as a variation point Definition, if isVariation = true. If isVariation = false, there must be no variants.

/variantMembership : VariantMembership [0..*] {subsets ownedMembership}

The ownedMemberships of this Definition that are VariantMemberships. If isVariation = true, then this must be all ownedMemberships of the Definition. If isVariation = false, then variantMembership must be empty.

Operations

None.

Constraints

deriveDefinitionDirectedUsage

The `directedUsages` of a Definition are all its `directedFeatures` that are Usages.

```
directedUsage = directedFeature->selectByKind(Usage)
```

deriveDefinitionOwnedAction

The `ownedActions` of a Definition are all its `ownedUsages` that are `ActionUsages`.

```
ownedAction = ownedUsage->selectByKind(ActionUsage)
```

deriveDefinitionOwnedAllocation

The `ownedAllocations` of a Definition are all its `ownedUsages` that are `AllocationUsages`.

```
ownedAllocation = ownedUsage->selectByKind(AllocationUsage)
```

deriveDefinitionOwnedAnalysisCase

The `ownedAnalysisCases` of a Definition are all its `ownedUsages` that are `AnalysisCaseUsages`.

```
ownedAnalysisCase = ownedUsage->selectByKind(AnalysisCaseUsage)
```

deriveDefinitionOwnedAttribute

The `ownedAttributes` of a Definition are all its `ownedUsages` that are `AttributeUsages`.

```
ownedAttribute = ownedUsage->selectByKind(AttributeUsage)
```

deriveDefinitionOwnedCalculation

The `ownedCalculations` of a Definition are all its `ownedUsages` that are `CalculationUsages`.

```
ownedCalculation = ownedUsage->selectByKind(CalculationUsage)
```

deriveDefinitionOwnedCase

The `ownedCases` of a Definition are all its `ownedUsages` that are `CaseUsages`.

```
ownedCase = ownedUsage->selectByKind(CaseUsage)
```

deriveDefinitionOwnedConcern

The `ownedConcerns` of a Definition are all its `ownedUsages` that are `ConcernUsages`.

```
ownedConcern = ownedUsage->selectByKind(ConcernUsage)
```

deriveDefinitionOwnedConnection

The `ownedConnections` of a Definition are all its `ownedUsages` that are `ConnectorAsUsages`.

```
ownedConnection = ownedUsage->selectByKind(ConnectorAsUsage)
```

deriveDefinitionOwnedConstraint

The `ownedConstraints` of a Definition are all its `ownedUsages` that are `ConstraintUsages`.

```
ownedConstraint = ownedUsage->selectByKind(ConstraintUsage)
```

deriveDefinitionOwnedEnumeration

The ownedEnumerations of a Definition are all its ownedUsages that are EnumerationUsages.

```
ownedEnumeration = ownedUsage->selectByKind(EnumerationUsage)
```

deriveDefinitionOwnedFlow

The ownedFlows of a Definition are all its ownedUsages that are FlowConnectionUsages.

```
ownedFlow = ownedUsage->selectByKind(FlowConnectionUsage)
```

deriveDefinitionOwnedInterface

The ownedInterfaces of a Definition are all its ownedUsages that are InterfaceUsages.

```
ownedInterface = ownedUsage->selectByKind(ReferenceUsage)
```

deriveDefinitionOwnedItem

The ownedItems of a Definition are all its ownedUsages that are ItemUsages.

```
ownedItem = ownedUsage->selectByKind(ItemUsage)
```

deriveDefinitionOwnedMetadata

The ownedMetadata of a Definition are all its ownedUsages that are MetadataUsages.

```
ownedMetadata = ownedUsage->selectByKind(MetadataUsage)
```

deriveDefinitionOwnedOccurrence

The ownedOccurrences of a Definition are all its ownedUsages that are OccurrenceUsages.

```
ownedOccurrence = ownedUsage->selectByKind(OccurrenceUsage)
```

deriveDefinitionOwnedPart

The ownedParts of a Definition are all its ownedUsages that are PartUsages.

```
ownedPart = ownedUsage->selectByKind(PartUsage)
```

deriveDefinitionOwnedPort

The ownedPorts of a Definition are all its ownedUsages that are PortUsages.

```
ownedPort = ownedUsage->selectByKind(PortUsage)
```

deriveDefinitionOwnedReference

The ownedReferences of a Definition are all its ownedUsages that are ReferenceUsages.

```
ownedReference = ownedUsage->selectByKind(ReferenceUsage)
```

deriveDefinitionOwnedRendering

The ownedRenderings of a Definition are all its ownedUsages that are RenderingUsages.

```
ownedRendering = ownedUsage->selectByKind(RenderingUsage)
```

deriveDefinitionOwnedRequirement

The ownedRequirements of a Definition are all its ownedUsages that are RequirementUsages.

```
ownedRequirement = ownedUsage->selectByKind(RequirementUsage)
```

deriveDefinitionOwnedState

The ownedStates of a Definition are all its ownedUsages that are StateUsages.

```
ownedState = ownedUsage->selectByKind(StateUsage)
```

deriveDefinitionOwnedTransition

The ownedTransitions of a Definition are all its ownedUsages that are TransitionUsages.

```
ownedTransition = ownedUsage->selectByKind(TransitionUsage)
```

deriveDefinitionOwnedUsage

The ownedUsages of a Definition are all its ownedFeatures that are Usages.

```
ownedUsage = ownedFeature->selectByKind(Usage)
```

deriveDefinitionOwnedUseCase

The ownedUseCases of a Definition are all its ownedUsages that are UseCaseUsages.

```
ownedUseCase = ownedUsage->selectByKind(UseCaseUsage)
```

deriveDefinitionOwnedVerificationCase

The ownedValidationCases of a Definition are all its ownedUsages that are ValidationCaseUsages.

```
ownedVerificationCase = ownedUsage->selectByKind(VerificationCaseUsage)
```

deriveDefinitionOwnedView

The ownedViews of a Definition are all its ownedUsages that are ViewUsages.

```
ownedView = ownedUsage->selectByKind(ViewUsage)
```

deriveDefinitionOwnedViewpoint

The ownedViewpoints of a Definition are all its ownedUsages that are ViewpointUsages.

```
ownedViewpoint = ownedUsage->selectByKind(ViewpointUsage)
```

deriveDefinitionUsage

The usages of a Definition are all its features that are Usages.

```
usage = feature->selectByKind(Usage)
```

deriveDefinitionVariant

The variants of a Definition are the ownedVariantUsages of its variantMemberships.

```
variant = variantMembership.ownedVariantUsage
```

deriveDefinitionVariantMembership

The variantMemberships of a Definition are those ownedMemberships that are VariantMemberships.

```
variantMembership = ownedMembership->selectByKind(VariantMembership)
```

validateDefinitionVariationIsAbstract

If a Definition is a variation, then it must be abstract.

```
isVariation implies isAbstract
```

validateDefinitionVariationOwnedFeatureMembership

If a Definition is a variation, then all it must not have any ownedFeatureMemberships.

```
isVariation implies ownedFeatureMembership->isEmpty()
```

validateDefinitionVariationSpecialization

A variation Definition may not specialize any other variation Definition.

```
isVariation implies
  not ownedSpecialization.specific->exists(
    oclIsKindOf(Definition) and
    oclAsType(Definition).isVariation)
```

8.3.6.3 ReferenceUsage

Description

A ReferenceUsage is a Usage that specifies a non-compositional (`isComposite = false`) reference to something. The definition of a ReferenceUsage can be any kind of Classifier, with the default being the top-level Classifier `Base::Anything` from the Kernel Semantic Library. This allows the specification of a generic reference without distinguishing if the thing referenced is an attribute value, item, action, etc.

General Classes

Usage

Attributes

```
/isReference : Boolean {redefines isReference}
```

Always true for a ReferenceUsage.

Operations

namingFeature() : Feature [0..1] {redefines namingFeature}

If this ReferenceUsage is the *payload* parameter of a TransitionUsage, then its naming Feature is the payloadParameter of the triggerAction of that TransitionUsage (if any).

```
body: if owningType <> null and owningType.ocIsKindOf(TransitionUsage) and
      owningType.ocAsType(TransitionUsage).inputParameter(2) = self then
      owningType.ocAsType(TransitionUsage).triggerPayloadParameter()
else self.ocAsType(Usage).namingFeature()
endif
```

Constraints

validateReferenceUsageIsReference

A ReferenceUsage is always referential.

isReference

8.3.6.4 Usage

[SYSML2-612](#): OCL rule deriveUsageNestedFlow references non-existent class called FlowUsage

[SYSML2-300](#): validateDefinitionNonVariationMembership and

[validateUsageNonVariationMembership](#) are redundant with

[validateVariantMembershipOwningNamespace](#)

[SYSML2-301](#): validateUsageOwningType constraint is too restrictive

[SYSML2-298](#): validateDefinitionVariationMembership and validateUsageVariationMembership are too strict

[SYSML2-488](#): Constraints missing to enforce variations being abstract

[SYSML2-299](#): validateDefinitionVariationSpecialization and validateUsageVariationSpecialization

OCL is wrong

[SYSML2-253](#): Additional cases when usages are required to be referential

Description

A Usage is a usage of a Definition. A Usage may only be an ownedFeature of a Definition or another Usage.

A Usage may have nestedUsages that model features that apply in the context of the owningUsage. A Usage may also have Definitions nested in it, but this has no semantic significance, other than the nested scoping resulting from the Usage being considered as a Namespace for any nested Definitions.

However, if a Usage has isVariation = true, then it represents a *variation point* Usage. In this case, all of its members must be variant Usages, related to the Usage by VariantMembership Relationships. Rather than being features of the Usage, variant Usages model different concrete alternatives that can be chosen to fill in for the variation point Usage.

General Classes

Feature

Attributes

/definition : Classifier [0..*] {redefines type, ordered}

The `Classifiers` that are the types of this `Usage`. Nominally, these are `Definitions`, but other kinds of `Kernel Classifiers` are also allowed, to permit use of `Classifiers` from the `Kernel Model Libraries`.

/directedUsage : Usage [0..*] {subsets usage, directedFeature, ordered}

The usages of this `Usage` that are `directedFeatures`.

/isReference : Boolean

Whether this `Usage` is a referential `Usage`, that is, it has `isComposite = false`.

isVariation : Boolean

Whether this `Usage` is for a variation point or not. If true, then all the memberships of the `Usage` must be `VariantMemberships`.

/nestedAction : ActionUsage [0..*] {subsets nestedOccurrence, ordered}

The `ActionUsages` that are `nestedUsages` of this `Usage`.

/nestedAllocation : AllocationUsage [0..*] {subsets nestedConnection, ordered}

The `AllocationUsages` that are `nestedUsages` of this `Usage`.

/nestedAnalysisCase : AnalysisCaseUsage [0..*] {subsets nestedCase, ordered}

The `AnalysisCaseUsages` that are `nestedUsages` of this `Usage`.

/nestedAttribute : AttributeUsage [0..*] {subsets nestedUsage, ordered}

The `AttributeUsages` that are `nestedUsages` of this `Usage`.

/nestedCalculation : CalculationUsage [0..*] {subsets nestedAction, ordered}

The `CalculationUsage` that are `nestedUsages` of this `Usage`.

/nestedCase : CaseUsage [0..*] {subsets nestedCalculation, ordered}

The `CaseUsages` that are `nestedUsages` of this `Usage`.

/nestedConcern : ConcernUsage [0..*] {subsets nestedRequirement}

The `ConcernUsages` that are `nestedUsages` of this `Usage`.

/nestedConnection : ConnectorAsUsage [0..*] {subsets nestedPart, ordered}

The `ConnectorAsUsages` that are `nestedUsages` of this `Usage`. Note that this list includes `BindingConnectorAsUsages` and `SuccessionAsUsages`, even though these are `ConnectorAsUsages` but not `ConnectionUsages`.

/nestedConstraint : ConstraintUsage [0..*] {subsets nestedOccurrence, ordered}

The `ConstraintUsages` that are `nestedUsages` of this `Usage`.

/nestedEnumeration : EnumerationUsage [0..*] {subsets nestedAttribute, ordered}

The code>EnumerationUsages that are nestedUsages of this Usage.

/nestedFlow : FlowConnectionUsage [0..*] {subsets nestedConnection}

The code>FlowConnectionUsages that are nestedUsages of this Usage.

/nestedInterface : InterfaceUsage [0..*] {subsets nestedConnection, ordered}

The InterfaceUsages that are nestedUsages of this Usage.

/nestedItem : ItemUsage [0..*] {subsets nestedOccurrence, ordered}

The ItemUsages that are nestedUsages of this Usage.

/nestedMetadata : MetadataUsage [0..*] {subsets nestedItem, ordered}

The MetadataUsages that are nestedUsages of this of this Usage.

/nestedOccurrence : OccurrenceUsage [0..*] {subsets nestedUsage, ordered}

The OccurrenceUsages that are nestedUsages of this Usage.

/nestedPart : PartUsage [0..*] {subsets nestedItem, ordered}

The PartUsages that are nestedUsages of this Usage.

/nestedPort : PortUsage [0..*] {subsets nestedUsage, ordered}

The PortUsages that are nestedUsages of this Usage.

/nestedReference : ReferenceUsage [0..*] {subsets nestedUsage, ordered}

The ReferenceUsages that are nestedUsages of this Usage.

/nestedRendering : RenderingUsage [0..*] {subsets nestedPart, ordered}

The RenderingUsages that are nestedUsages of this Usage.

/nestedRequirement : RequirementUsage [0..*] {subsets nestedConstraint, ordered}

The RequirementUsages that are nestedUsages of this Usage.

/nestedState : StateUsage [0..*] {subsets nestedAction, ordered}

The StateUsages that are nestedUsages of this Usage.

/nestedTransition : TransitionUsage [0..*] {subsets nestedUsage}

The TransitionUsages that are nestedUsages of this Usage.

/nestedUsage : Usage [0..*] {subsets ownedFeature, usage, ordered}

The Usages that are ownedFeatures of this Usage.

/nestedUseCase : UseCaseUsage [0..*] {subsets nestedCase, ordered}

The UseCaseUsages that are nestedUsages of this Usage.

/nestedVerificationCase : VerificationCaseUsage [0..*] {subsets nestedCase, ordered}

The VerificationCaseUsages that are nestedUsages of this Usage.

/nestedView : ViewUsage [0..*] {subsets nestedPart, ordered}

The ViewUsages that are nestedUsages of this Usage.

/nestedViewpoint : ViewpointUsage [0..*] {subsets nestedRequirement, ordered}

The ViewpointUsages that are nestedUsages of this Usage.

/owningDefinition : Definition [0..1] {subsets owningType, featuringDefinition}

The Definition that owns this Usage (if any).

/owningUsage : Usage [0..1] {subsets owningType}

The Usage in which this Usage is nested (if any).

/usage : Usage [0..*] {subsets feature, ordered}

The Usages that are features of this Usage (not necessarily owned).

/variant : Usage [0..*] {subsets ownedMember}

The Usages which represent the variants of this Usage as a variation point Usage, if `isVariation = true`. If `isVariation = false`, then there must be no variants.

/variantMembership : VariantMembership [0..*] {subsets ownedMembership}

The ownedMemberships of this Usage that are VariantMemberships. If `isVariation = true`, then this must be all memberships of the Usage. If `isVariation = false`, then `variantMembership` must be empty.

Operations

`namingFeature()` : Feature [0..1] {redefines namingFeature}

If this Usage is a variant, then its `namingFeature` is the `referencedFeature` of its `ownedReferenceSubsetting`.

```
body: if not owningMembership.oclIsKindOf(VariantMembership) then
    self.oclAsType(Feature).namingFeature()
else if ownedReferenceSubsetting = null then null
else ownedReferenceSubsetting.referencedFeature
endif endif
```

Constraints

`checkUsageVariationDefinitionSpecialization`

If a Usage has an owningVariationDefinition, then it must directly or indirectly specialize that Definition.

```
owningVariationDefinition <> null implies  
  specializes(owningVariationDefinition)
```

checkUsageVariationUsageSpecialization

If a Usage has an owningVariationUsage, then it must directly or indirectly specialize that Usage.

```
owningVariationUsage <> null implies  
  specializes(owningVariationUsage)
```

deriveUsageDirectedUsage

The directedUsages of a Usage are all its directedFeatures that are Usages.

```
directedUsage = directedFeature->selectByKind(Usage)
```

deriveUsageIsReference

A Usage is referential if it is not composite.

```
isReference = not isComposite
```

deriveUsageNestedAction

The ownedActions of a Usage are all its ownedUsages that are ActionUsages.

```
nestedAction = nestedUsage->selectByKind(ActionUsage)
```

deriveUsageNestedAllocation

The ownedAllocations of a Usage are all its ownedUsages that are AllocationUsages.

```
nestedAllocation = nestedUsage->selectByKind(AllocationUsage)
```

deriveUsageNestedAnalysisCase

The ownedAnalysisCases of a Usage are all its ownedUsages that are AnalysisCaseUsages.

```
nestedAnalysisCase = nestedUsage->selectByKind(AnalysisCaseUsage)
```

deriveUsageNestedAttribute

The ownedAttributes of a Usage are all its ownedUsages that are AttributeUsages.

```
nestedAttribute = nestedUsage->selectByKind(AttributeUsage)
```

deriveUsageNestedCalculation

The ownedCalculations of a Usage are all its ownedUsages that are CalculationUsages.

```
nestedCalculation = nestedUsage->selectByKind(CalculationUsage)
```

deriveUsageNestedCase

The ownedCases of a Usage are all its ownedUsages that are CaseUsages.

```
nestedCase = nestedUsage->selectByKind(CaseUsage)
```

deriveUsageNestedConcern

The ownedConcerns of a Usage are all its ownedUsages that are ConcernUsages.

```
nestedConcern = nestedUsage->selectByKind(ConcernUsage)
```

deriveUsageNestedConnection

The ownedConnections of a Usage are all its ownedUsages that are ConnectorAsUsages.

```
nestedConnection = nestedUsage->selectByKind(ConnectorAsUsage)
```

deriveUsageNestedConstraint

The ownedConstraints of a Usage are all its ownedUsages that are ConstraintUsages.

```
nestedConstraint = nestedUsage->selectByKind(ConstraintUsage)
```

deriveUsageNestedEnumeration

The ownedEnumerations of a Usage are all its ownedUsages that are EnumerationUsages.

```
ownedNested = nestedUsage->selectByKind(EnumerationUsage)
```

deriveUsageNestedFlow

The ownedFlows of a Usage are all its ownedUsages that are FlowConnectionUsages.

```
nestedFlow = nestedUsage->selectByKind(FlowConnectionUsage)
```

deriveUsageNestedInterface

The ownedInterfaces of a Usage are all its ownedUsages that are InterfaceUsages.

```
nestedInterface = nestedUsage->selectByKind(ReferenceUsage)
```

deriveUsageNestedItem

The ownedItems of a Usage are all its ownedUsages that are ItemUsages.

```
nestedItem = nestedUsage->selectByKind(ItemUsage)
```

deriveUsageNestedMetadata

The ownedMetadata of a Usage are all its ownedUsages that are MetadataUsages.

```
nestedMetadata = nestedUsage->selectByKind(MetadataUsage)
```

deriveUsageNestedOccurrence

The ownedOccurrences of a Usage are all its ownedUsages that are OccurrenceUsages.

```
nestedOccurrence = nestedUsage->selectByKind(OccurrenceUsage)
```

deriveUsageNestedPart

The ownedParts of a Usage are all its ownedUsages that are PartUsages.

```
nestedPart = nestedUsage->selectByKind(PartUsage)
```

deriveUsageNestedPort

The ownedPorts of a Usage are all its ownedUsages that are PortUsages.

```
nestedPort = nestedUsage->selectByKind(PortUsage)
```

deriveUsageNestedReference

The ownedReferences of a Usage are all its ownedUsages that are ReferenceUsages.

```
nestedReference = nestedUsage->selectByKind(ReferenceUsage)
```

deriveUsageNestedRendering

The ownedRenderings of a Usage are all its ownedUsages that are RenderingUsages.

```
nestedRendering = nestedUsage->selectByKind(RenderingUsage)
```

deriveUsageNestedRequirement

The ownedRequirements of a Usage are all its ownedUsages that are RequirementUsages.

```
nestedRequirement = nestedUsage->selectByKind(RequirementUsage)
```

deriveUsageNestedState

The ownedStates of a Usage are all its ownedUsages that are StateUsages.

```
nestedState = nestedUsage->selectByKind(StateUsage)
```

deriveUsageNestedTransition

The ownedTransitions of a Usage are all its ownedUsages that are TransitionUsages.

```
nestedTransition = nestedUsage->selectByKind(TransitionUsage)
```

deriveUsageNestedUsage

The ownedUsages of a Usage are all its ownedFeatures that are Usages.

```
nestedUsage = ownedFeature->selectByKind(Usage)
```

deriveUsageNestedUseCase

The ownedUseCases of a Usage are all its ownedUsages that are UseCaseUsages.

```
nestedUseCase = nestedUsage->selectByKind(UseCaseUsage)
```

deriveUsageNestedVerificationCase

The ownedValidationCases of a Usage are all its ownedUsages that are ValidationCaseUsages.

```
nestedVerificationCase = nestedUsage->selectByKind(VerificationCaseUsage)
```

deriveUsageNestedView

The ownedViews of a Usage are all its ownedUsages that are ViewUsages.

```
nestedView = nestedUsage->selectByKind(ViewUsage)
```

deriveUsageNestedViewpoint

The ownedViewpoints of a Usage are all its ownedUsages that are ViewpointUsages.

```
nestedViewpoint = nestedUsage->selectByKind(ViewpointUsage)
```

deriveUsageUsage

The usages of a Usage are all its features that are Usages.

```
usage = feature->selectByKind(Usage)
```

deriveUsageVariant

The variants of a Usage are the ownedVariantUsages of its variantMemberships.

```
variant = variantMembership.ownedVariantUsage
```

deriveUsageVariantMembership

The variantMemberships of a Usage are those ownedMemberships that are VariantMemberships.

```
variantMembership = ownedMembership->selectByKind(VariantMembership)
```

validaeUsageVariationIsAbstract

If a Usage is a variation, then it must be abstract.

```
isVariation implies isAbstract
```

validateUsageIsReferential

A Usage that is directed, an end feature or has no featuringTypes must be referential.

```
direction <> null or isEnd or featuringType->isEmpty() implies  
  isReference
```

validateUsageVariationOwnedFeatureMembership

If a Usage is a variation, then it must not have any ownedFeatureMemberships.

```
isVariation implies ownedFeatureMembership->isEmpty()
```

validateUsageVariationSpecialization

A variation Usage may not specialize any variation Definition or Usage.

```
isVariation implies
    not ownedSpecialization.specific->exists(
        oclIsKindOf(Definition) and
        oclAsType(Definition).isVariation or
        oclIsKindOf(Usage) and
        oclAsType(Usage).isVariation)
```

8.3.6.5 VariantMembership

Description

A VariantMembership is a Membership between a variation point Definition or Usage and a Usage that represents a variant in the context of that variation. The membershipOwningNamespace for the VariantMembership must be either a Definition or a Usage with isVariation = true.

General Classes

OwningMembership

Attributes

/ownedVariantUsage : Usage {redefines ownedMemberElement}

The Usage that represents a variant in the context of the owningVariationDefinition or owningVariationUsage.

Operations

None.

Constraints

validateVariantMembershipOwningNamespace

The membershipOwningNamespace of a VariantMembership must be a variation-point Definition or Usage.

```
membershipOwningNamespace.oclIsKindOf(Definition) and
    membershipOwningNamespace.oclAsType(Definition).isVariation or
membershipOwningNamespace.oclIsKindOf(Usage) and
    membershipOwningNamespace.oclAsType(Usage).isVariation
```

8.3.7 Attributes Abstract Syntax

8.3.7.1 Overview

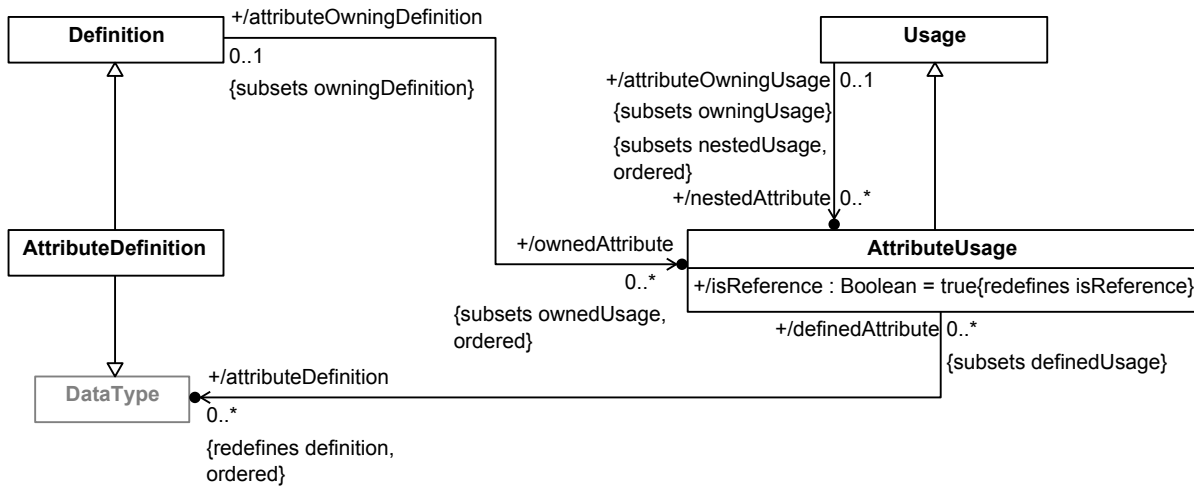


Figure 10. Attribute Definition and Usage

8.3.7.2 AttributeDefinition

Description

An `AttributeDefinition` is a `Definition` and a `DataType` of information about a quality or characteristic of a system or part of a system that has no independent identity other than its value. All features of an `AttributeDefinition` must be referential (non-composite).

As a `DataType`, an `AttributeDefinition` must specialize, directly or indirectly, the base `DataType` `Base::DataValue` from the Kernel Semantic Library.

General Classes

Definition
 DataType

Attributes

None.

Operations

None.

Constraints

`validateAttributeDefinitionFeatures`

All features of an `AttributeDefinition` must be non-composite.

```
feature->forall(not isComposite)
```

8.3.7.3 AttributeUsage

[SYSML2-426](#): specializesFromLibrary arguments use inconsistent notation for strings

[SYSML2-157](#): Incorrect font in descriptions of AttributeUsage and TransitionUsage

Description

An `AttributeUsage` is a `Usage` whose type is a `DataType`. Nominally, if the type is an `AttributeDefinition`, an `AttributeUsage` is a usage of a `AttributeDefinition` to represent the value of some system quality or characteristic. However, other kinds of kernel `DataTypes` are also allowed, to permit use of `DataTypes` from the Kernel Model Libraries. An `AttributeUsage` itself as well as all its nested features must be referential (non-composite).

An `AttributeUsage` must specialize, directly or indirectly, the base `Feature Base::dataValues` from the Kernel Semantic Library.

General Classes

Usage

Attributes

`/attributeDefinition : DataType [0..*] {redefines definition, ordered}`

The `DataTypes` that are the types of this `AttributeUsage`. Nominally, these are `AttributeDefinitions`, but other kinds of kernel `DataTypes` are also allowed, to permit use of `DataTypes` from the Kernel Model Libraries.

`/isReference : Boolean {redefines isReference}`

Always true for an `AttributeUsage`.

Operations

None.

Constraints

`checkAttributeUsageSpecialization`

An `AttributeUsage` must directly or indirectly specialize `Base::dataValues` from the Kernel Semantic Library.

`specializesFromLibrary('Base::dataValues')`

`validateAttributeUsageFeatures`

All features of an `AttributeUsage` must be non-composite.

`feature->forAll(not isComposite)`

`validateAttributeUsageIsReference`

An `AttributeUsage` is always referential.

`isReference`

8.3.8 Enumerations Abstract Syntax

8.3.8.1 Overview

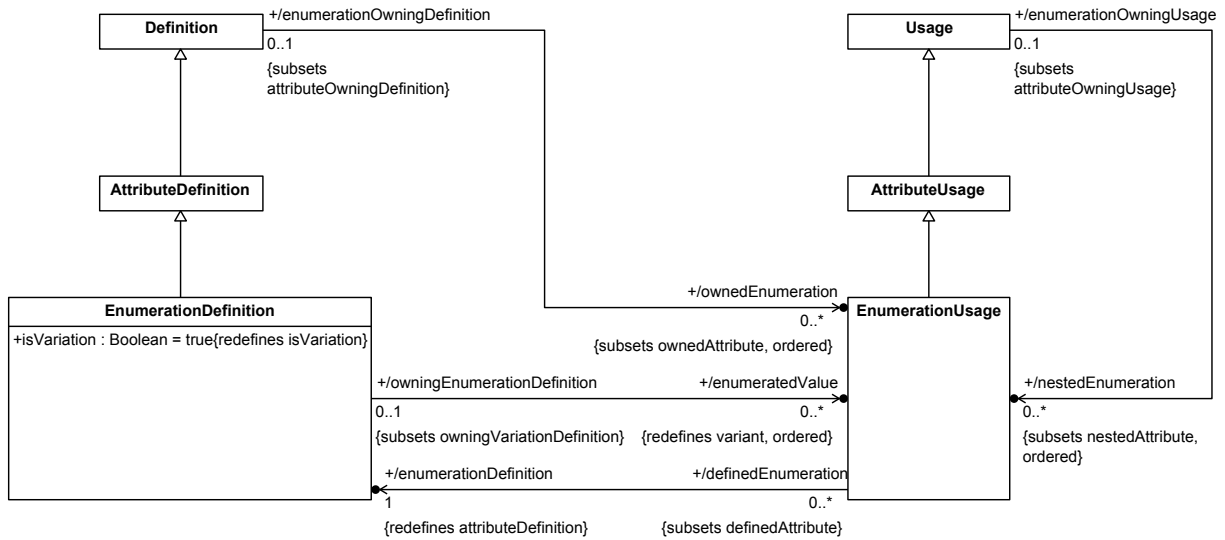


Figure 11. Enumeration Definition and Usage

8.3.8.2 EnumerationDefinition

Description

An EnumerationDefinition is an AttributeDefinition all of whose instances are given by an explicit list of enumeratedValues. This is realized by requiring that the EnumerationDefinition have isVariation = true, with the enumeratedValues being its variants.

General Classes

AttributeDefinition

Attributes

/enumeratedValue : EnumerationUsage [0..*] {redefines variant, ordered}

EnumerationUsages of this EnumerationDefinition that have distinct, fixed values. Each enumeratedValue specifies one of the allowed instances of the EnumerationDefinition.

isVariation : Boolean {redefines isVariation}

An EnumerationDefinition is considered semantically to be a variation whose allowed variants are its enumerationValues.

Operations

None.

Constraints

validateEnumerationDefinitionIsVariation

An EnumerationDefinition must be a variation.

isVariation

8.3.8.3 EnumerationUsage

Description

An EnumerationUsage is an AttributeUsage whose attributeDefinition is an EnumerationDefinition.

General Classes

AttributeUsage

Attributes

/enumerationDefinition : EnumerationDefinition {redefines attributeDefinition}

The single EnumerationDefinition that is the type of this EnumerationUsage.

Operations

None.

Constraints

None.

8.3.9 Occurrences Abstract Syntax

8.3.9.1 Overview

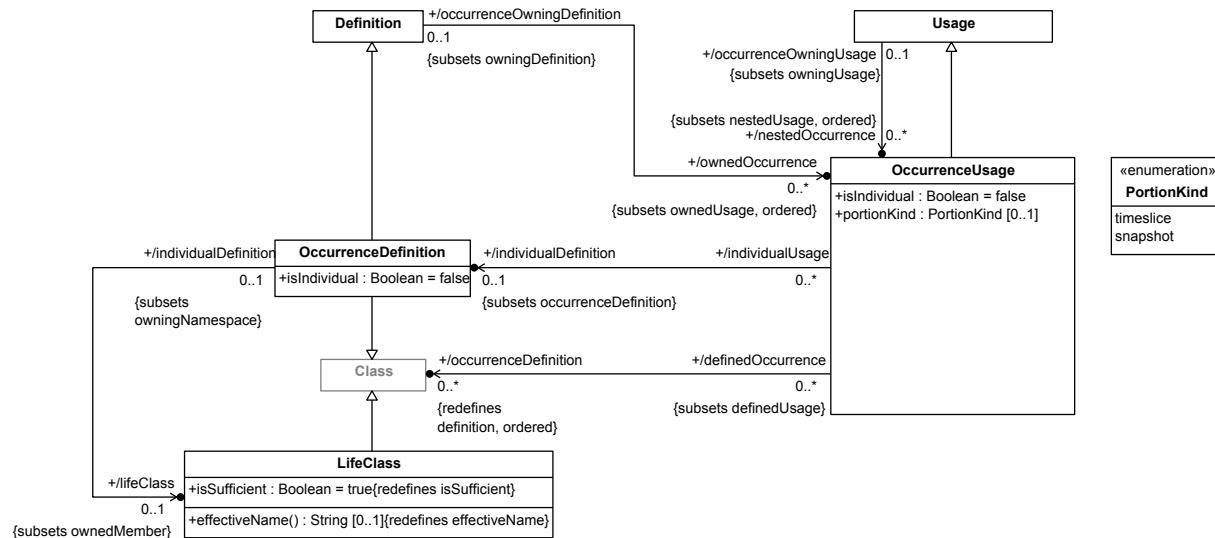


Figure 12. Occurrence Definition and Usage

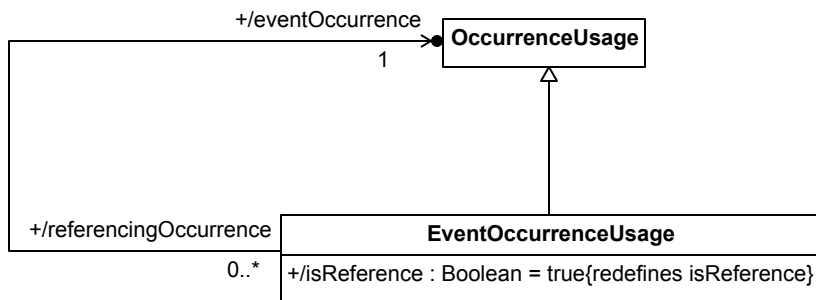


Figure 13. Event Occurrences

8.3.9.2 EventOccurrenceUsage

[SYSML2-426](#): specializesFromLibrary arguments use inconsistent notation for strings

Description

An `EventOccurrenceUsage` is an `OccurrenceUsage` that represents another `OccurrenceUsage` occurring as a *suboccurrence* of the containing occurrence of the `EventOccurrenceUsage`. Unless it is the `EventOccurrenceUsage` itself, the referenced `OccurrenceUsage` is related to the `EventOccurrenceUsage` by a `ReferenceSubsetting Relationship`.

If the `EventOccurrenceUsage` is owned by an `OccurrenceDefinition` or `OccurrenceUsage`, then it also subsets the *timeEnclosedOccurrences* property of the Class `Occurrence` from the Kernel Semantic Library model *Occurrences*.

General Classes

`OccurrenceUsage`

Attributes

`/eventOccurrence` : `OccurrenceUsage`

The `OccurrenceUsage` referenced as an event by this `EventOccurrenceUsage`. It is the `referenceFeature` of the `ownedReferenceSubsetting` for the `EventOccurrenceUsage`, if there is one, and, otherwise, the `EventOccurrenceUsage` itself.

`/isReference` : `Boolean` {redefines `isReference`}

Always true for an `EventOccurrenceUsage`.

Operations

None.

Constraints

`checkEventOccurrenceUsageSpecialization`

If an `EventOccurrenceUsage` has an `owningType` that is an `OccurrenceDefinition` or `OccurrenceUsage`, then it must directly or indirectly specialize the `Feature Occurrences::Occurrence::timeEnclosedOccurrences`.

```
owningType <> null and
(owningType.ocIsKindOf(OccurrenceDefinition) or
 owningType.ocIsKindOf(OccurrenceUsage)) implies
    specializesFromLibrary('Occurrences::Occurrence::timeEnclosedOccurrences')
```

deriveEventOccurrenceUsageEventOccurrence

If an `EventOccurrenceUsage` has no `ownedReferenceSubsetting`, then its `eventOccurrence` is the `EventOccurrenceUsage` itself. Otherwise, the `eventOccurrence` is the `referencedFeature` of the `ownedReferenceSubsetting` (which must be an `OccurrenceUsage`).

```
eventOccurrence =
    if ownedReferenceSubsetting = null then self
    else if ownedReferenceSubsetting.referencedFeature.ocIsKindOf(OccurrenceUsage) then
        ownedReferenceSubsetting.referencedFeature.ocAsType(OccurrenceUsage)
    else null
endif endif
```

validateEventOccurrenceUsageIsReference

An `EventOccurrenceUsage` must be referential.

```
isReference
```

validateEventOccurrenceUsageReference

If an `EventOccurrenceUsage` has an `ownedReferenceSubsetting`, then its `referencedFeature` must be an `OccurrenceUsage`.

```
ownedReferenceSubsetting <> null implies
    ownedReferenceSubsetting.referencedFeature.ocIsKindOf(OccurrenceUsage)
```

8.3.9.3 LifeClass

[SYSML2-426](#): specializesFromLibrary arguments use inconsistent notation for strings

Description

A `LifeClass` is a `Class` that specializes both the `Class Occurrences::Life` from the Kernel Semantic Library and a single `OccurrenceDefinition`, and has a multiplicity of 0..1. This constrains the `OccurrenceDefinition` being specialized to have at most one instance that is a complete `Life`.

General Classes

Class

Attributes

`isSufficient` : Boolean {redefines `isSufficient`}

Always true for a `LifeClass`.

Operations

`effectiveName() : String [0..1] {redefines effectiveName}`

The name of a `LifeClass` is `Life`.

`body: "Life"`

Constraints

`checkLifeClassLifeSpecialization`

A `LifeClass` must specialize the Class `Occurrences::Life` from the Kernel Semantic Model Library.

`specializesFromLibrary('Occurrences::Life')`

`checkLifeClassMultiplicitySpecialization`

The multiplicity of a `LifeClass` is `zeroOrOne`.

`multiplicity <> null and
multiplicity.specializesFromLibrary('Base::zeroOrOne')`

`checkLifeClassOccurrenceSpecialization`

A `LifeClass` must specialize its `individualDefinition`.

`specializes(individualDefinition)`

`validateLifeClassIsSufficient`

A `LifeClass` always has `isSufficient = true`.

`isSufficient`

8.3.9.4 OccurrenceDefinition

Description

An `OccurrenceDefinition` is a `Definition` of a `Class` of individuals that have an independent life over time and potentially an extent over space. This includes both structural things and behaviors that act on such structures.

If `isIndividual` is `true`, then the `OccurrenceDefinition` is constrained to represent an individual thing. The instances of such an `OccurrenceDefinition` include all spatial and temporal portions of the individual being represented, but only one of these can be the complete `Life` of the individual. All other instances must be portions of the "maximal portion" that is single `Life` instance, capturing the conception that all of the instances represent one individual with a single "identity".

An `OccurrenceDefinition` must specialize, directly or indirectly, the base Class `Occurrence` from the Kernel Semantic Library.

General Classes

Class
Definition

Attributes

isIndividual : Boolean

Whether this OccurrenceDefinition is constrained to represent single individual.

/lifeClass : LifeClass [0..1] {subsets ownedMember}

If isIndividual is true, a LifeClass that specializes this OccurrenceDefinition, restricting it to represent an individual.

Operations

None.

Constraints

deriveOccurrenceDefinitionLifeClass

The lifeClass of an OccurrenceDefinition is its single ownedMember that is a LifeClass (if any).

```
lifeClass =
  let lifeClasses: OrderedSet(LifeClass) =
    ownedMember->selectByKind(LifeClass) in
  if lifeClasses->isEmpty() then null
  else lifeClasses->first()
  endif
```

validateOccurrenceDefinitionLifeClass

If an OccurrenceDefinition has isIndividual = true, then it has exactly one ownedMember that is a LifeClass. Otherwise it has none.

```
let n : Integer = ownedMember->selectByKind(LifeClass) in
if isIndividual then n = 1 else n = 0 endif
```

8.3.9.5 OccurrenceUsage

[SYSML2-302](#): validateOccurrenceUsageIndividualDefinition OCL is wrong

[SYSML2-426](#): specializesFromLibrary arguments use inconsistent notation for strings

Description

An OccurrenceUsage is a Usage whose types are all Classes. Nominally, if a type is an OccurrenceDefinition, an OccurrenceUsage is a Usage of that OccurrenceDefinition within a system. However, other types of Kernel Classes are also allowed, to permit use of Classes from the Kernel Model Libraries.

General Classes

Usage

Attributes

/individualDefinition : OccurrenceDefinition [0..1] {subsets occurrenceDefinition}

The at most one occurrenceDefinition that has isIndividual = true.

isIndividual : Boolean

Whether this OccurrenceUsage represents the usage of the specific individual (or portion of it) represented by its individualDefinition.

/occurrenceDefinition : Class [0..*] {redefines definition, ordered}

The Classes that are the types of this OccurrenceUsage. Nominally, these are OccurrenceDefinitions, but other kinds of kernel Classes are also allowed, to permit use of Classes from the Kernel Model Libraries.

portionKind : PortionKind [0..1]

The kind of (temporal) portion of the life of the occurrenceDefinition represented by this OccurrenceUsage, if it is so restricted.

Operations

None.

Constraints

checkOccurrenceUsageSpecialization

An OccurrenceUsage must directly or indirectly specialize *Occurrences::occurrences* from the Kernel Semantic Library.

```
specializesFromLibrary('Occurrences::occurrences')
```

checkOccurrenceUsageSuboccurrenceSpecialization

A composite OccurrenceUsage, whose ownedType is a Class, another OccurrenceUsage, or any kind of Feature typed by a Class, must directly or indirectly specialize *Occurrences::Occurrence::suboccurrences*.

```
isComposite and
owningType <> null and
(owningType.oclIsKindOf(Class) or
owningType.oclIsKindOf(OccurrenceUsage) or
owningType.oclIsKindOf(Feature) and
owningType.oclAsType(Feature).type->
exists(oclIsKind(Class))) implies
specializesFromLibrary('Occurrences::Occurrence::suboccurrences')
```

checkOccurrenceUsageTypeFeaturing

If the portionKind of an OccurrenceUsage is not empty, then, for each occurrenceDefinition of the OccurrenceUsage, there must be a featuringType of the OccurrenceUsage which either is the occurrenceDefinition or directly or indirectly specializes it.

```
portionKind <> null implies
occurrenceDefinition->forall(occ |
featuringType->exists(specializes(occ)))
```

deriveOccurrenceUsageIndividualDefinition

The `individualDefinition` of an `OccurrenceUsage` is the `occurrenceDefinition` that is an `OccurrenceDefinition` with `isIndividual = true`, if any.

```
individualDefinition =
  let individualDefinitions : OrderedSet(OccurrenceDefinition) =
    occurrenceDefinition->
      selectByKind(OccurrenceDefinition)->
        select(isIndividual) in
  if individualDefinitions->isEmpty() then null
  else individualDefinitions->first() endif
```

`validateOccurrenceUsageIndividualDefinition`

An `OccurrenceUsage` must have at most one `occurrenceDefinition` with `isIndividual = true`.

```
occurrenceDefinition->
  selectByKind(OccurrenceDefinition)->
  select(isIndividual).size() <= 1
```

`validateOccurrenceUsageIndividualUsage`

If an `OccurrenceUsage` has `isIndividual = true`, then it must have an `individualDefinition`.

```
isIndividual implies individualDefinition <> null
```

8.3.9.6 PortionKind

Description

`PortionKind` is an enumeration of the specific kinds of *Occurrence* portions that can be represented by an `OccurrenceUsage`.

General Classes

None.

Literal Values

`snapshot`

A `snapshot` of an `Occurrence` (a time slice with zero duration).

`timeslice`

A `timeslice` of an `Occurrence` (a portion over time).

8.3.10 Items Abstract Syntax

8.3.10.1 Overview

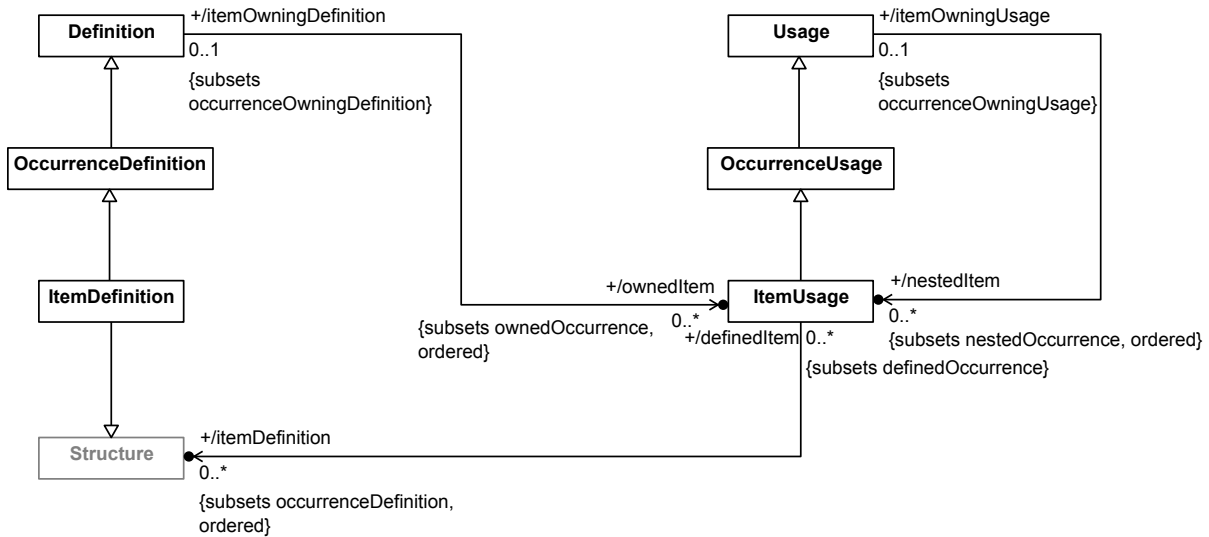


Figure 14. Item Definition and Usage

8.3.10.2 ItemDefinition

[SYSML2-426](#): specializesFromLibrary arguments use inconsistent notation for strings

Description

An *ItemDefinition* is an *OccurrenceDefinition* of the *Structure* of things that may themselves be systems or parts of systems, but may also be things that are acted on by a system or parts of a system, but which do not necessarily perform actions themselves. This includes items that can be exchanged between parts of a system, such as water or electrical signals.

General Classes

OccurrenceDefinition
Structure

Attributes

None.

Operations

None.

Constraints

checkItemDefinitionSpecialization

An *ItemDefinition* must directly or indirectly specialize the Systems Library Model *ItemDefinition* *Items::Item*.

```
specializesFromLibrary('Items::Item')
```

8.3.10.3 ItemUsage

[SYSML2-426](#): specializesFromLibrary arguments use inconsistent notation for strings

Description

An ItemUsage is a ItemUsage whose definition is a Structure. Nominally, if the definition is an ItemDefinition, an ItemUsage is a ItemUsage of that ItemDefinition within a system. However, other kinds of Kernel Structures are also allowed, to permit use of Structures from the Kernel Model Libraries.

General Classes

OccurrenceUsage

Attributes

```
/itemDefinition : Structure [0..*] {subsets occurrenceDefinition, ordered}
```

The Structures that are the definitions of this ItemUsage. Nominally, these are ItemDefinitions, but other kinds of Kernel Structures are also allowed, to permit use of Structures from the Kernel Library.

Operations

None.

Constraints

checkItemUsageSpecialization

An ItemUsage must directly or indirectly specialize the Systems Model Library ItemUsage items.

```
specializesFromLibrary('Items::items')
```

checkItemUsageSubitemSpecialization

```
isComposite and owningType <> null and  
(owningType.oclIsKindOf(ItemDefinition) or  
owningType.oclIsKindOf(ItemUsage)) implies  
specializesFromLibrary('Items::Item::subitem')
```

deriveItemUsageItemDefinition

The itemDefinitions of an ItemUsage are those occurrenceDefinitions that are ItemDefinitions.

```
itemDefinition = occurrenceDefinition->selectByKind(ItemDefinition)
```

8.3.11 Parts Abstract Syntax

8.3.11.1 Overview

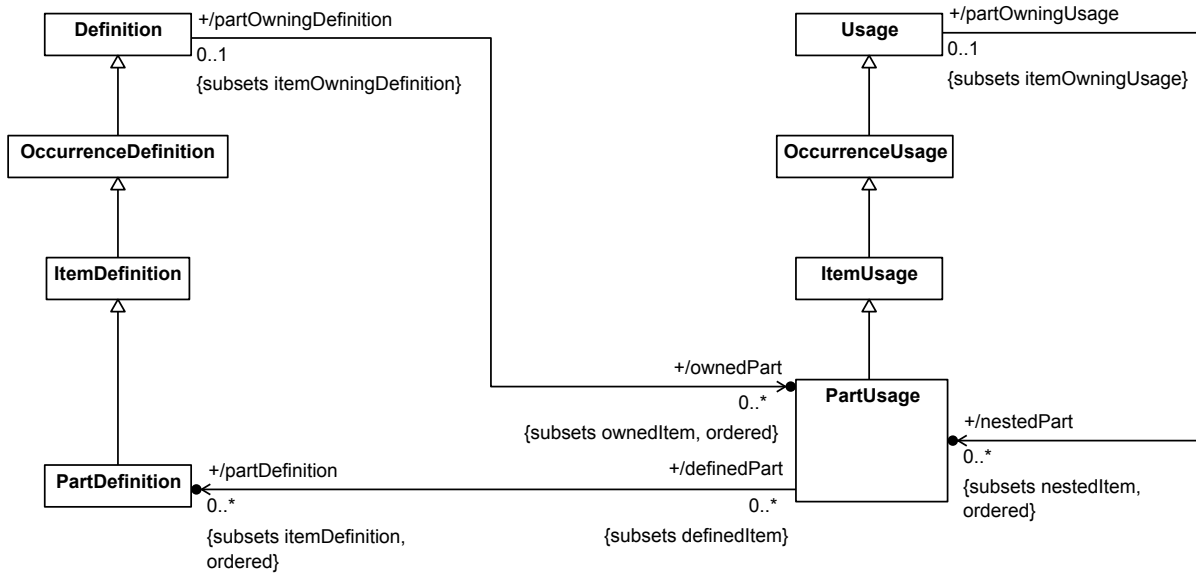


Figure 15. Part Definition and Usage

8.3.11.2 PartDefinition

[SYSML2-426](#): specializesFromLibrary arguments use inconsistent notation for strings

Description

A *PartDefinition* is an *ItemDefinition* of a *Class* of systems or parts of systems. Note that all parts may be considered items for certain purposes, but not all items are parts that can perform actions within a system.

General Classes

ItemDefinition

Attributes

None.

Operations

None.

Constraints

checkPartDefinitionSpecialization

A *PartDefinition* must directly or indirectly specialize the base *PartDefinition* *Parts::Part* from the Systems Model Library.

```
specializesFromLibrary('Parts::Part')
```

8.3.11.3 PartUsage

[SYSML2-426](#): specializesFromLibrary arguments use inconsistent notation for strings

Description

A `PartUsage` is a usage of a `PartDefinition` to represent a system or a part of a system. At least one of the `itemDefinitions` of the `PartUsage` must be a `PartDefinition`.

A `PartUsage` must subset, directly or indirectly, the base `PartUsage parts` from the Systems Model Library.

General Classes

`ItemUsage`

Attributes

`/partDefinition : PartDefinition [0..*] {subsets itemDefinition, ordered}`

The `itemDefinitions` of this `PartUsage` that are `PartDefinitions`.

Operations

None.

Constraints

`checkPartUsageActorSpecialization`

If a `PartUsage` is owned via an `ActorMembership`, then it must directly or indirectly specialize either `Requirements::RequirementCheck::actors` (if its `owningType` is a `RequirementDefinition` or `RequirementUsage` or `Cases::Case::actors` (otherwise).

```
owningFeatureMembership <> null and
owningFeatureMembership.oclIsKindOf(ActorMembership) implies
    if owningType.oclIsKindOf(RequirementDefinition) or
        owningType.oclIsKindOf(RequirementUsage)
    then specializesFromLibrary('Requirements::RequirementCheck::actors')
    else specializesFromLibrary('Cases::Case::actors')
```

`checkPartUsageSpecialization`

A `PartUsage` must directly or indirectly specialize the `PartUsage Parts::parts` from the Systems Model Library.

```
specializesFromLibrary('Parts::parts')
```

`checkPartUsageStakeholderSpecialization`

If a `PartUsage` is owned via a `StakeholderMembership`, then it must directly or indirectly specialize either `Requirements::RequirementCheck::stakeholders`.

```
owningFeatureMembership <> null and
owningFeatureMembership.oclIsKindOf(StakeholderMembership) implies
    specializesFromLibrary('Requirements::RequirementCheck::stakeholders')
```

`checkPartUsageSubpartSpecialization`

A composite `PartUsage` whose `owningType` is a `ItemDefinition` or `ItemUsage` must directly or indirectly specialize the `PartUsage Items::Item::subparts` from the Systems Model Library.

```

isComposite and owningType <> null and
(owningType.oclIsKindOf(ItemDefinition) or
owningType.oclIsKindOf(ItemUsage)) implies
specializesFromLibrary('Items::Item::subparts')

```

derivePartUsagePartDefinition

The partDefinitions of an PartUsage are those itemDefinitions that are PartDefinitions.

```
itemDefinition->selectByKind(PartDefinition)
```

validatePartUsagePartDefinition

At least one of the itemDefinitions of a PartUsage must be a PartDefinition.

```
partDefinition->notEmpty()
```

8.3.12 Ports Abstract Syntax

8.3.12.1 Overview

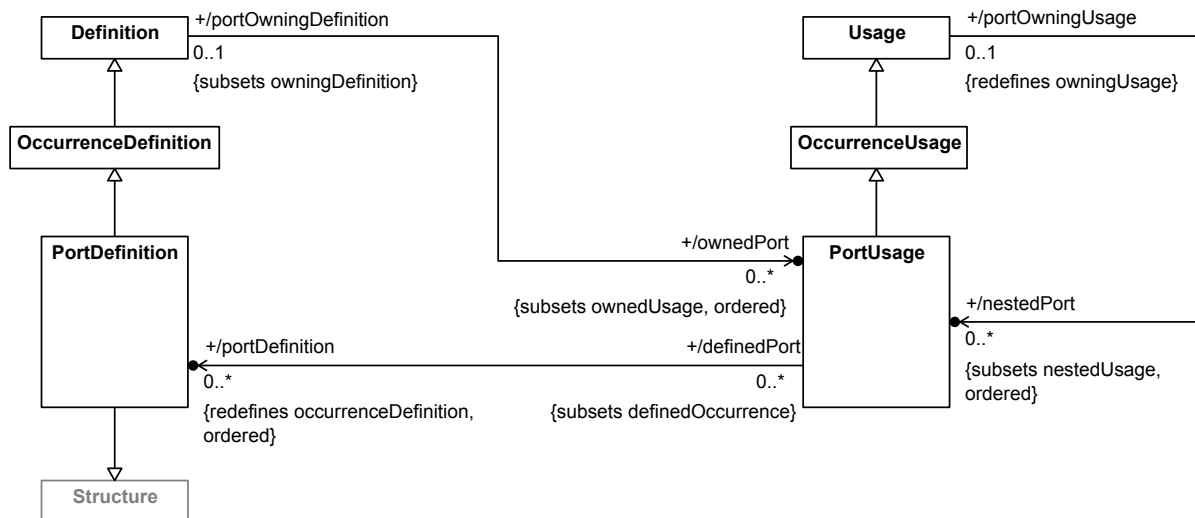


Figure 16. Port Definition and Usage

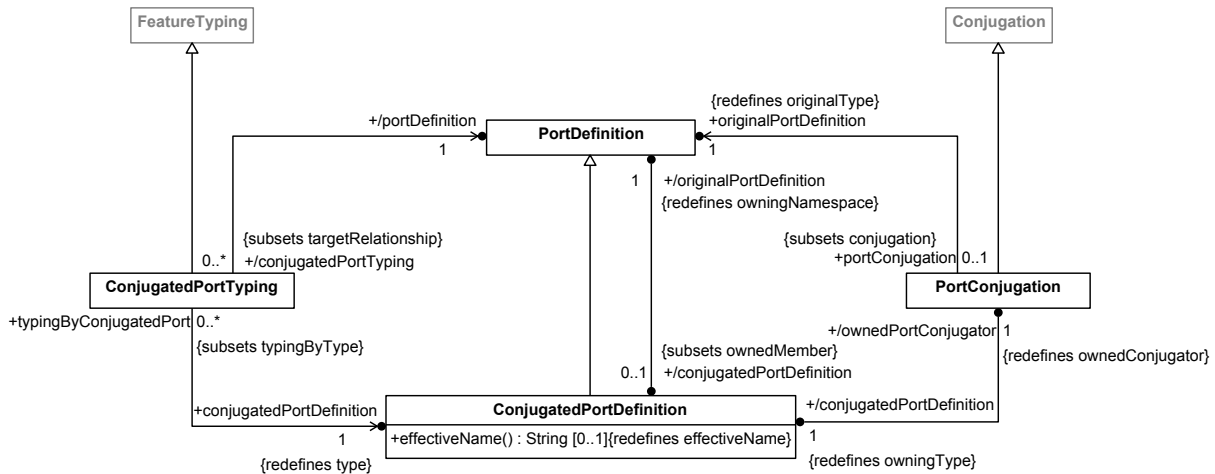


Figure 17. Port Conjugation

8.3.12.2 ConjugatedPortDefinition

Description

A `ConjugatedPortDefinition` is a `PortDefinition` that is a `PortDefinition` of its original `PortDefinition`. That is, a `ConjugatedPortDefinition` inherits all the features of the original `PortDefinition`, but input flows of the original `PortDefinition` become outputs on the `ConjugatedPortDefinition` and output flows of the original `PortDefinition` become inputs on the `ConjugatedPortDefinition`. Every `PortDefinition` (that is not itself a `ConjugatedPortDefinition`) has exactly one corresponding `ConjugatedPortDefinition`, whose effective name is the name of the original `PortDefinition`, with the character `~` prepended.

General Classes

PortDefinition

Attributes

`/originalPortDefinition : PortDefinition {redefines owningNamespace}`

The original `PortDefinition` for this `ConjugatedPortDefinition`, which is the `owningNamespace` of the `ConjugatedPortDefinition`.

`/ownedPortConjugator : PortConjugation {redefines ownedConjugator}`

The `PortConjugation` that is the `ownedConjugator` of this `ConjugatedPortDefinition`, linking it to its original `PortDefinition`.

Operations

`effectiveName() : String [0..1] {redefines effectiveName}`

If the name of the original `PortDefinition` is non-empty, then return that with the character `~` prepended.

```
body: let originalName : String = originalPortDefinition.name in
if originalName = null then null
```



```
else '~' + originalName
endif
```

Constraints

validateConjugatedPortDefinitionConjugatedPortDefinitionIsEmpty

A ConjugatedPortDefinition must not itself have a conjugatedPortDefinition.

```
conjugatedPortDefinition = null
```

validateConjugatedPortDefinitionOriginalPortDefinition

The originalPortDefinition of the ownedPortConjugator of a ConjugatedPortDefinition must be the originalPortDefinition of the ConjugatedPortDefinition.

```
ownedPortConjugator.originalPortDefinition = originalPortDefinition
```

8.3.12.3 ConjugatedPortTyping

Description

A ConjugatedPortTyping is a FeatureTyping whose type is a ConjugatedPortDefinition. (This relationship is intended to be an abstract-syntax marker for a special surface notation for conjugated typing of ports.)

General Classes

FeatureTyping

Attributes

```
conjugatedPortDefinition : ConjugatedPortDefinition {redefines type}
```

The type of this ConjugatedPortTyping considered as a FeatureTyping, which must be a ConjugatedPortDefinition.

```
/portDefinition : PortDefinition
```

The originalPortDefinition of the conjugatedPortDefinition of this ConjugatedPortTyping.

Operations

None.

Constraints

deriveConjugatedPortTypingPortDefinition

The portDefinition of a ConjugatedPortTyping is the originalPortDefinition of the conjugatedPortDefinition of the ConjugatedPortTyping.

```
portDefinition = conjugatedPortDefinition.originalPortDefinition
```

8.3.12.4 PortConjugation

Description

A `PortConjugation` is a `Conjugation Relationship` between a `PortDefinition` and its corresponding `ConjugatedPortDefinition`. As a result of this Relationship, the `ConjugatedPortDefinition` inherits all the features of the original `PortDefinition`, but input flows of the original `PortDefinition` become outputs on the `ConjugatedPortDefinition` and output flows of the original `PortDefinition` become inputs on the `ConjugatedPortDefinition`.

General Classes

`Conjugation`

Attributes

`/conjugatedPortDefinition : ConjugatedPortDefinition {redefines owningType}`

The `ConjugatedPortDefinition` that is conjugate to the `originalPortDefinition`.

`originalPortDefinition : PortDefinition {redefines originalType}`

The `PortDefinition` being conjugated.

Operations

None.

Constraints

None.

8.3.12.5 PortDefinition

[SYSML2-210: OCL errors in specialization constraints](#)

Description

A `PortDefinition` defines a point at which external entities can connect to and interact with a system or part of a system. Any `ownedUsages` of a `PortDefinition`, other than `PortUsages`, must not be composite.

General Classes

`OccurrenceDefinition`
`Structure`

Attributes

`/conjugatedPortDefinition : ConjugatedPortDefinition [0..1] {subsets ownedMember}`

The that is conjugate to this `PortDefinition`.

Operations

None.

Constraints

`checkPortDefinitionSpecialization`

A `PortDefinition` must directly or indirectly specialize the `PortDefinition Ports::Port` from the Systems Model Library.

```
specializesFromLibrary('Ports::Port')
```

derivePortDefinitionConjugatedPortDefinition

The `conjugatedPortDefinition` of a `PortDefinition` is the `ownedMember` that is a `ConjugatedPortDefinition`.

```
conjugatedPortDefinition =
let conjugatedPortDefinitions : OrderedSet(ConjugatedPortDefinition) =
    ownedMember->selectByKind(ConjugatedPortDefinition) in
if conjugatedPortDefinitions->isEmpty() then null
else conjugatedPortDefinitions->first()
endif
```

validatePortDefinitionConjugatedPortDefinition

Unless it is a `ConjugatedPortDefinition`, a `PortDefinition` must have exactly one `ownedMember` that is a `ConjugatedPortDefinition`.

```
not oclIsKindOf(ConjugatedPortDefinition) implies
    ownedMember->
        selectByKind(ConjugatedPortDefinition)->
            size() = 1
```

validatePortDefinitionOwnedUsagesNotComposite

The `ownedUsages` of a `PortDefinition` that are not `PortUsages` must not be composite.

```
ownedUsage->
    reject(oclIsKindOf(PortUsage))->
    forAll(not isComposite)
```

8.3.12.6 PortUsage

Description

A `PortUsage` is a usage of a `PortDefinition`. A `PortUsage` itself as well as all its `nestedUsages` must be referential (non-composite).

General Classes

OccurrenceUsage

Attributes

```
/portDefinition : PortDefinition [0..*] {redefines occurrenceDefinition, ordered}
```

The `occurrenceDefinitions` of this `PortUsage`, which must all be `PortDefinitions`.

Operations

None.

Constraints

checkPortUsageSpecialization

A `PortUsage` must directly or indirectly specialize the `PortUsage Ports::ports` from the Systems Model Library.

```
specializesFromLibrary('Ports::ports')
```

checkPortUsageSubportSpecialization

A composite `PortUsage` with an `owningType` that is a `PortDefinition` or `PortUsage` must directly or indirectly specialize the `PortUsage Ports::Port::subports` from the Systems Model Library.

```
isComposite and owningType <> null and  
(owningType.oclIsKindOf(PortDefinition) or  
  owningType.oclIsKindOf(PortUsage)) implies  
  specializesFromLibrary('Ports::Port::subports')
```

validatePortUsageIsReference

Unless a `PortUsage` has an `owningType` that is a `PortDefinition` or a `PortUsage`, it must be referential (non-composite).

```
owningType = null or  
not owningType.oclIsKindOf(PortDefinition) and  
not owningType.oclIsKindOf(PortUsage) implies  
  isReference
```

validatePortUsageNestedUsagesNotComposite

The `nestedUsages` of a `PortUsage` that are not themselves `PortUsages` must not be composite.

```
nestedUsage->  
  reject(oclIsKindOf(PortUsage))->  
  forAll(not isComposite)
```

8.3.13 Connections Abstract Syntax

8.3.13.1 Overview

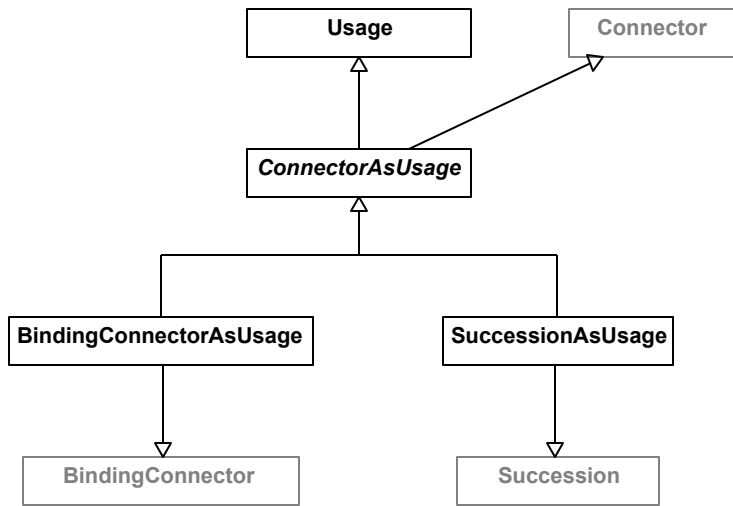


Figure 18. Connectors as Usages

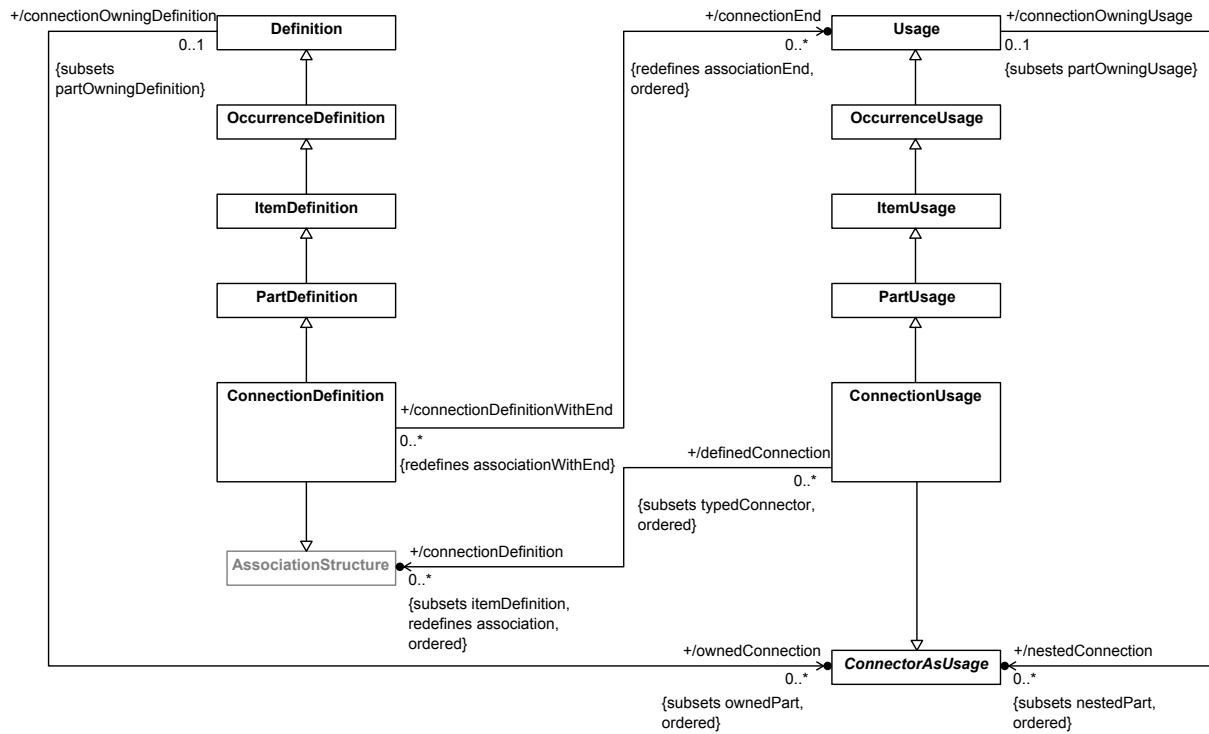


Figure 19. Connection Definition and Usage

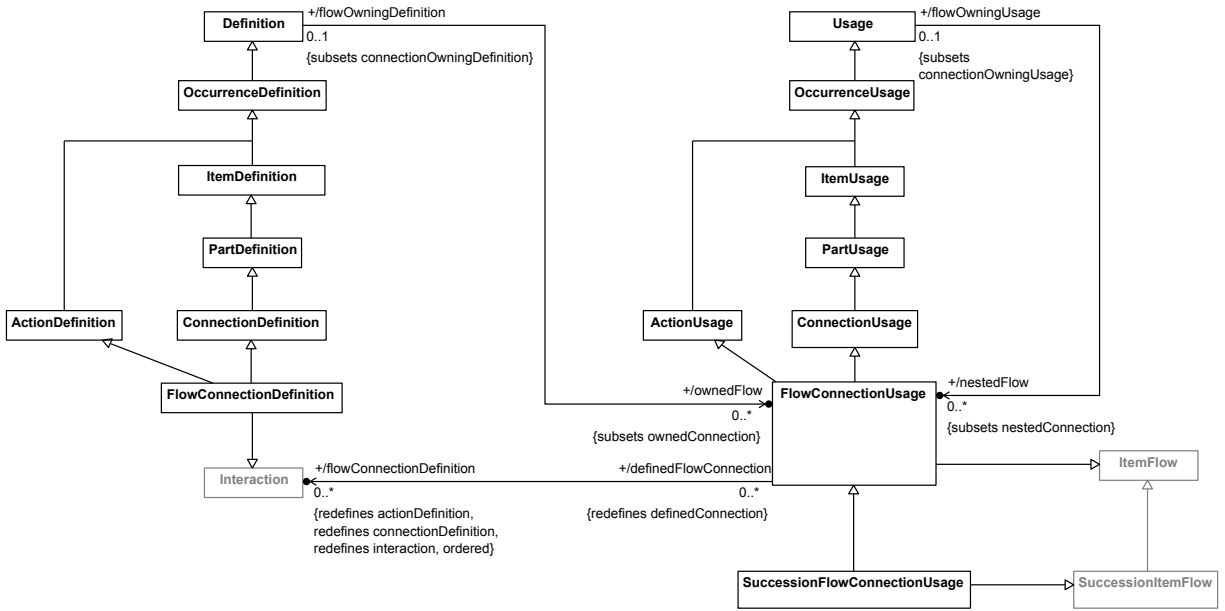


Figure 20. Flow Connections

8.3.13.2 BindingConnectorAsUsage

Description

A BindingConnectorAsUsage is both a BindingConnector and a ConnectorAsUsage.

General Classes

BindingConnector
ConnectorAsUsage

Attributes

None.

Operations

None.

Constraints

None.

8.3.13.3 ConnectionDefinition

[SYSML2-426](#): specializesFromLibrary arguments use inconsistent notation for strings

Description

A ConnectionDefinition is a PartDefinition that is also an AssociationStructure. The end Features of a ConnectionDefinition must be Usages.

General Classes

PartDefinition
AssociationStructure

Attributes

/connectionEnd : Usage [0..*] {redefines associationEnd, ordered}

The Usages that define the things related by the ConnectionDefinition.

Operations

None.

Constraints

checkConnectionDefinitionBinarySpecialization

A binary ConnectionDefinition must directly or indirectly specialize the ConnectionDefinition *Connections::BinaryConnection* from the Systems Model Library.

```
ownedEndFeature->size() = 2 implies  
    specializesFromLibrary('Connections::BinaryConnections')
```

checkConnectionDefinitionSpecializations

A ConnectionDefinition must directly or indirectly specialize the ConnectionDefinition *Connections::Connection* from the Systems Model Library.

```
specializesFromLibrary('Connections::Connection')
```

8.3.13.4 ConnectionUsage

[SYSML2-426](#): specializesFromLibrary arguments use inconsistent notation for strings

Description

A ConnectionUsage is a ConnectorAsUsage that is also a PartUsage. Nominally, if its type is a ConnectionDefinition, then a ConnectionUsage is a Usage of that ConnectionDefinition, representing a connection between parts of a system. However, other kinds of kernel AssociationStructures are also allowed, to permit use of AssociationStructures from the Kernel Model Libraries.

General Classes

ConnectorAsUsage
PartUsage

Attributes

/connectionDefinition : AssociationStructure [0..*] {subsets itemDefinition, redefines association, ordered}

The AssociationStructures that are the types of this ConnectionUsage. Nominally, these are , but other kinds of Kernel AssociationStructures are also allowed, to permit use of AssociationStructures from the Kernel Model Libraries

Operations

None.

Constraints

checkConnectionUsageBinarySpecialization

A binary `ConnectionUsage` must directly or indirectly specialize the `ConnectionUsage` `Connections::binaryConnections` from the Systems Model Library.

```
ownedEndFeature->size() = 2 implies  
    specializesFromLibrary('Connections::binaryConnections')
```

checkConnectionUsageSpecialization

A `ConnectionUsage` must directly or indirectly specialize the `ConnectionUsage` `Connections::connections` from the Systems Model Library.

```
specializesFromLibrary('Connections::connections')
```

8.3.13.5 ConnectorAsUsage

Description

A `ConnectorAsUsage` is both a `Connector` and a `Usage`. `ConnectorAsUsage` cannot itself be instantiated in a SysML model, but it is the base class for the concrete classes `BindingConnectorAsUsage`, `SuccessionAsUsage` and `ConnectionUsage`.

General Classes

Usage
Connector

Attributes

None.

Operations

None.

Constraints

None.

8.3.13.6 FlowConnectionDefinition

[SYSML2-426](#): specializesFromLibrary arguments use inconsistent notation for strings

Description

A `FlowConnectionDefinition` is a `ConnectionDefinition` and `ActionDefinition` that is also an `Interaction` representing flows between `Usages`.

General Classes

ActionDefinition
ConnectionDefinition
Interaction

Attributes

None.

Operations

None.

Constraints

checkFlowConnectionDefinitionSpecialization

A `FlowConnectionDefinition` must directly or indirectly specialize the base `FlowConnectionDefinition` `MessageConnectionDefinition` from the Systems Model Library.

```
specializesFromLibrary('Connections::MessageConnection')
```

8.3.13.7 FlowConnectionUsage

[SYSML2-426](#): **specializesFromLibrary arguments use inconsistent notation for strings**

[SYSML2-597](#): **checkFlowConnectionUsageSpecialization is too restrictive about FlowConnections**

Description

A `FlowConnectionUsage` is a `ConnectionUsage` that is also an `ItemFlow`.

General Classes

ConnectionUsage
ItemFlow
ActionUsage

Attributes

```
/flowConnectionDefinition : Interaction [0..*] {redefines actionDefinition, connectionDefinition, interaction, ordered}
```

The Interactions that are the types of this `FlowConnectionUsage`. Nominally, these are `FlowConnectionDefinitions`, but other kinds of Kernel Interactions are also allowed, to permit use of Interactions from the Kernel Model Libraries.

Operations

None.

Constraints

checkFlowConnectionUsageSpecialization

If a `FlowConnectionUsage` has no `ownedEndFeatures`, then it must directly or indirectly specialize the base `FlowConnectionUsage` *Connections::messageConnections* from the *Systems Library* model. Otherwise, it must directly or indirectly specialize the `FlowConnectionUsage` *Connections::flowConnections*.

```
if ownedEndFeatures->isEmpty() then
    specializesFromLibrary('Connections::messageConnections')
else
    specializesFromLibrary('Connections::flowConnections')
endif
```

8.3.13.8 SuccessionAsUsage

Description

A `SuccessionAsUsage` is both a `ConnectorAsUsage` and a `Succession`.

General Classes

`Succession`
`ConnectorAsUsage`

Attributes

None.

Operations

None.

Constraints

None.

8.3.13.9 SuccessionFlowConnectionUsage

[SYSML2-426](#): **specializesFromLibrary** arguments use inconsistent notation for strings

Description

A `SuccessionFlowConnectionUsage` is a `FlowConnectionUsage` that is also a `SuccessionItemFlow`.

General Classes

`SuccessionItemFlow`
`FlowConnectionUsage`

Attributes

None.

Operations

None.

Constraints

checkSuccessionFlowConnectionUsageSpecialization

A `SuccessionFlowConnectionUsage` must directly or indirectly specialize the base `FlowConnectionUsage` *Connections::successionFlowConnections* from the *Systems Library* model.

```
specializesFromLibrary('Connections::successionFlowConnections')
```

8.3.14 Interfaces Abstract Syntax

8.3.14.1 Overview

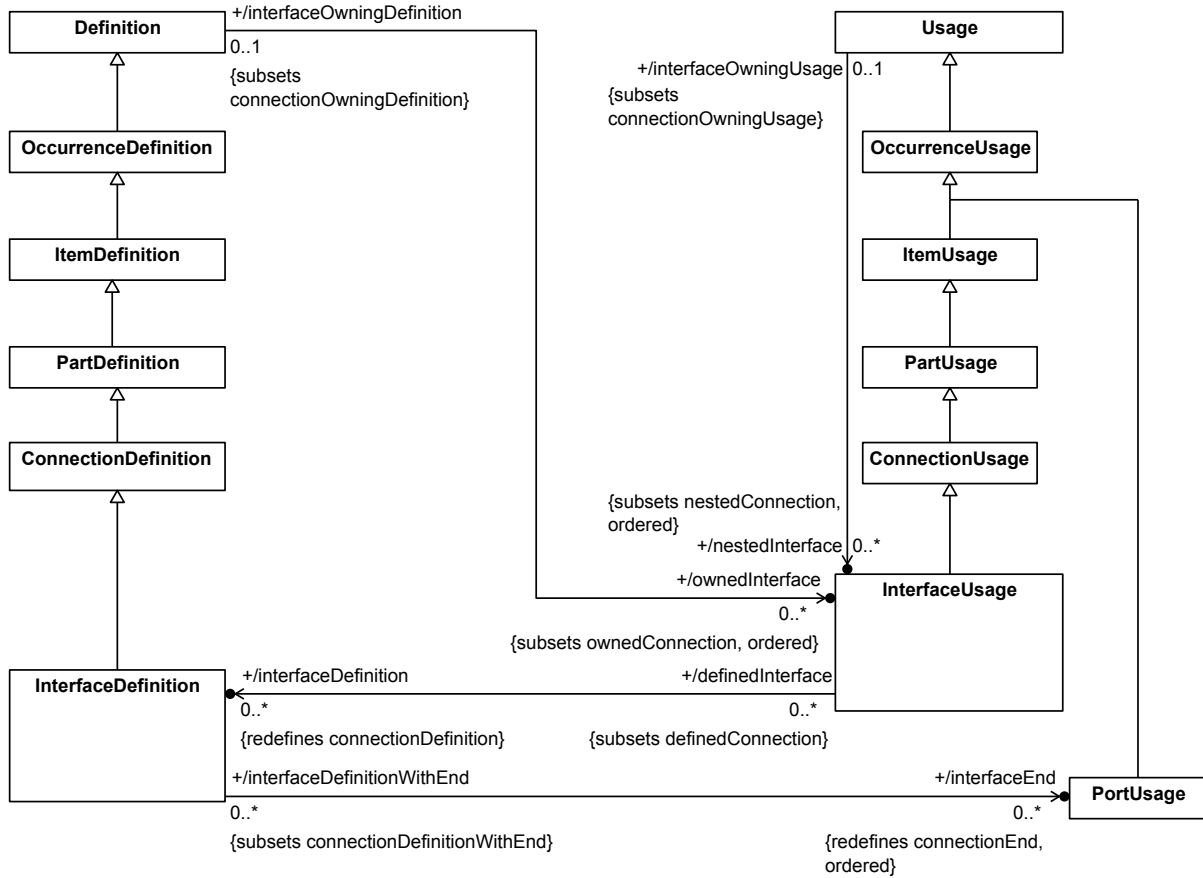


Figure 21. Interface Definition and Usage

8.3.14.2 InterfaceDefinition

[SYSML2-426](#): specializesFromLibrary arguments use inconsistent notation for strings

Description

An `InterfaceDefinition` is a `ConnectionDefinition` all of whose ends are `PortUsages`, defining an interface between elements that interact through such ports.

General Classes

`ConnectionDefinition`

Attributes

/interfaceEnd : PortUsage [0..*] {redefines connectionEnd, ordered}

The PortUsages that are the connectionEnds of this InterfaceDefinition.

Operations

None.

Constraints

checkInterfaceDefinitionBinarySpecialization

A binary InterfaceDefinition must directly or indirectly specialize the InterfaceDefinition *Interfaces::BinaryInterface* from the Systems Model Library.

```
ownedEndFeature->size() = 2 implies  
    specializesFromLibrary('Interfaces::BinaryInterface')
```

checkInterfaceDefinitionSpecialization

An InterfaceDefinition must directly or indirectly specialize the InterfaceDefinition *Interfaces::Interface* from the Systems Model Library.

```
specializesFromLibrary('Interfaces::Interface')
```

8.3.14.3 InterfaceUsage

[SYSML2-426](#): specializesFromLibrary arguments use inconsistent notation for strings

Description

An InterfaceUsage is a Usage of an InterfaceDefinition to represent an interface connecting parts of a system through specific ports.

General Classes

ConnectionUsage

Attributes

/interfaceDefinition : InterfaceDefinition [0..*] {redefines connectionDefinition}

The InterfaceDefinitions that type this InterfaceUsage.

Operations

None.

Constraints

checkInterfaceUsageBinarySpecialization

A binary `InterfaceUsage` must directly or indirectly specialize the `InterfaceUsage` `Interfaces::binaryInterfaces` from the Systems Model Library.

```
ownedEndFeature->size() = 2 implies
  specializesFromLibrary('Interfaces::binaryInterfaces')
```

`checkInterfaceUsageSpecialization`

An `InterfaceUsage` must directly or indirectly specialize the `InterfaceUsage` `Interfaces::interfaces` from the Systems Model Library.

```
specializesFromLibrary('Interfaces::interfaces')
```

8.3.15 Allocations Abstract Syntax

8.3.15.1 Overview

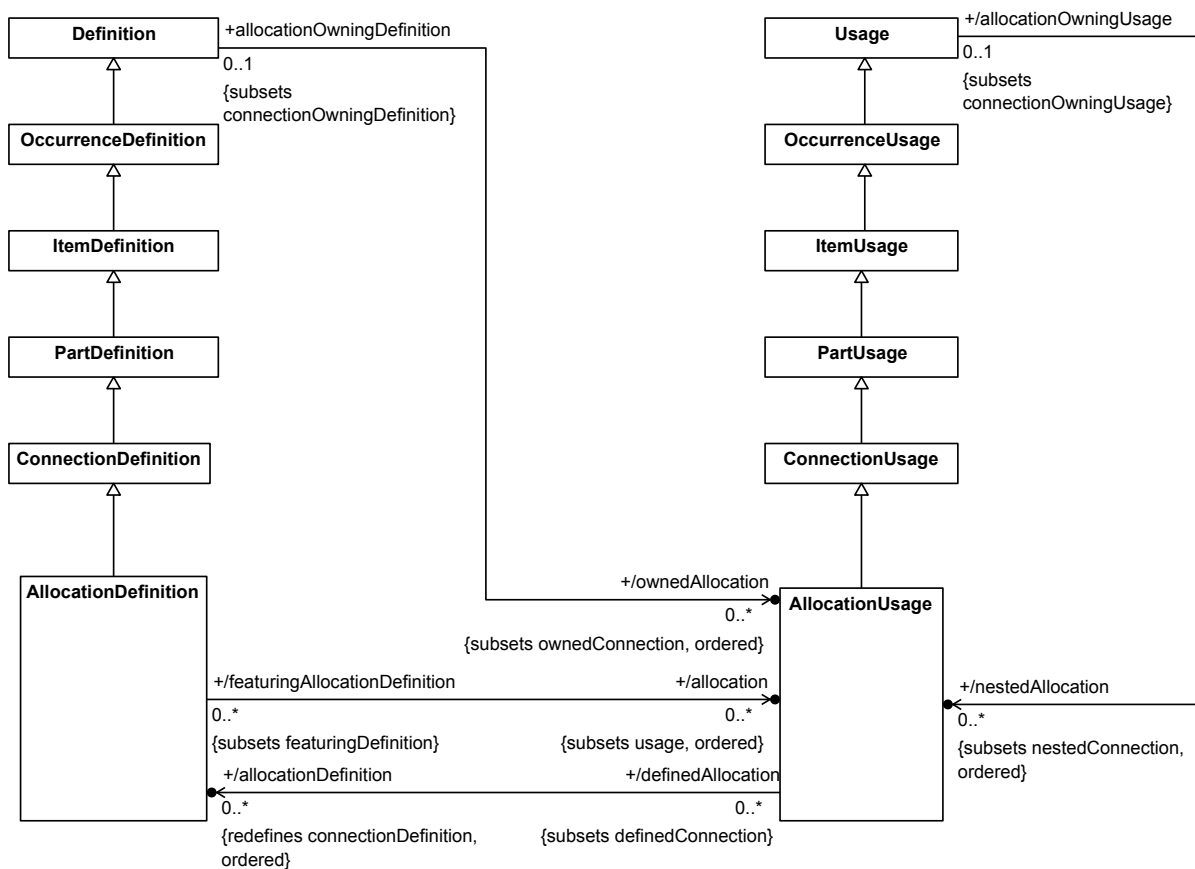


Figure 22. Allocation Definition and Usage

8.3.15.2 AllocationDefinition

[SYSML2-426](#): **specializesFromLibrary** arguments use inconsistent notation for strings

Description

An `AllocationDefinition` is a `ConnectionDefinition` that specifies that some or all of the responsibility to realize the intent of the `source` is allocated to the `target` instances. Such allocations define mappings across the

various structures and hierarchies of a system model, perhaps as a precursor to more rigorous specifications and implementations. An `AllocationDefinition` can itself be refined using nested `allocations` that give a finer-grained decomposition of the containing allocation mapping.

General Classes

`ConnectionDefinition`

Attributes

`/allocation : AllocationUsage [0..*] {subsets usage, ordered}`

The `AllocationUsages` that refine the allocation mapping defined by this `AllocationDefinition`.

Operations

None.

Constraints

`checkAllocationDefinitionSpecialization`

An `AllocationDefinition` must directly or indirectly specialize the `AllocationDefinition` `Allocations::Allocation` from the Systems Model Library.

`specializesFromLibrary('Allocations::Allocation')`

`deriveAllocationDefinitionAllocation`

The `allocations` of an `AllocationDefinition` are all its `usages` that are `AllocationUsages`.

`allocation = usage->selectAsKind(AllocationUsage)`

8.3.15.3 AllocationUsage

[SYSML2-426](#): `specializesFromLibrary` arguments use inconsistent notation for strings

Description

An `AllocationUsage` is a usage of an `AllocationDefinition` asserting the allocation of the `source` feature to the `target` feature.

General Classes

`ConnectionUsage`

Attributes

`/allocationDefinition : AllocationDefinition [0..*] {redefines connectionDefinition, ordered}`

The `AllocationDefinitions` that are the types of this `AllocationUsage`.

Operations

None.

Constraints

checkAllocationUsageSpecialization

An AllocationUsage must directly or indirectly specialize the AllocationUsage Allocations::allocations from the Systems Model Library.

```
specializesFromLibrary('Allocations::allocations')
```

8.3.16 Actions Abstract Syntax

8.3.16.1 Overview

SYSML2-499: Assignments parsed without a target will fail validateAssignmentActionUsageArguments

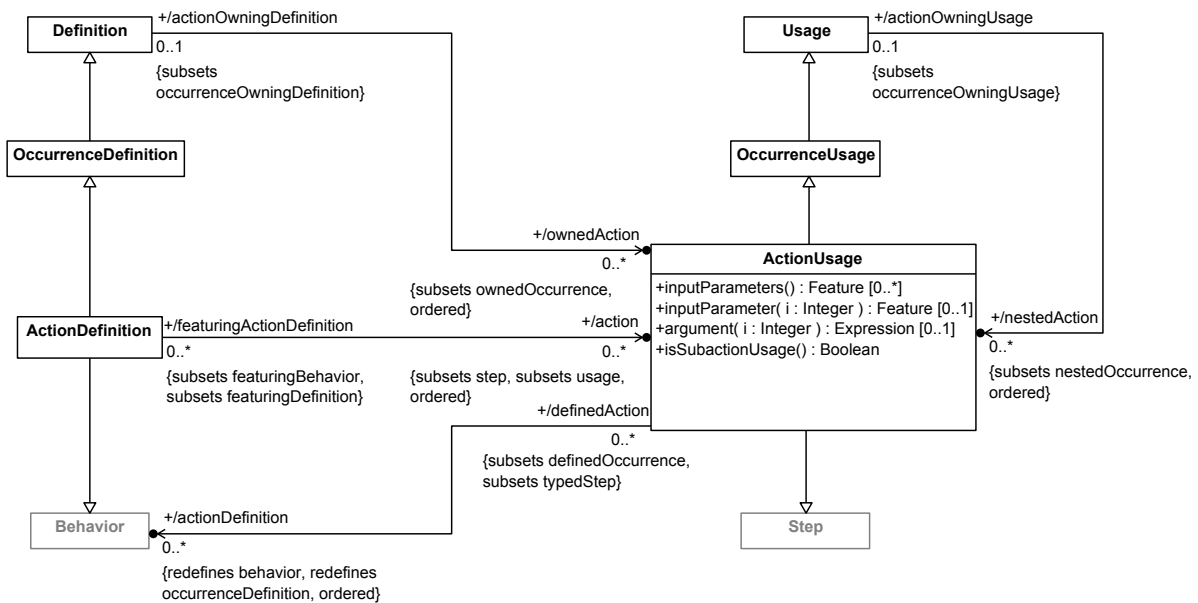


Figure 23. Action Definition and Usage

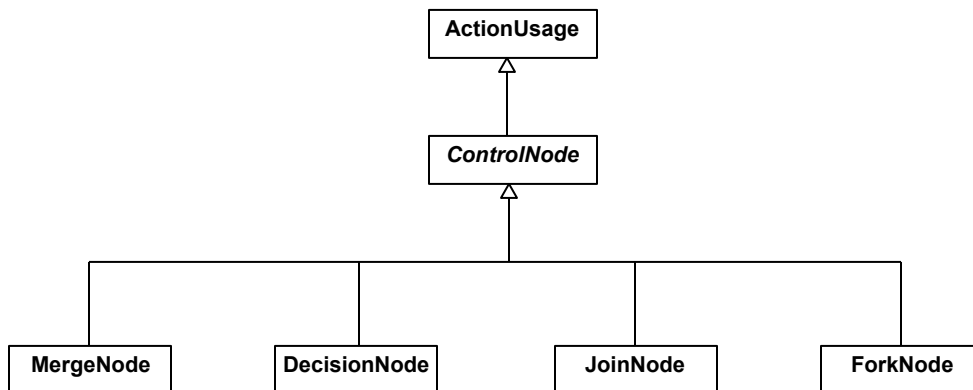


Figure 24. Control Nodes

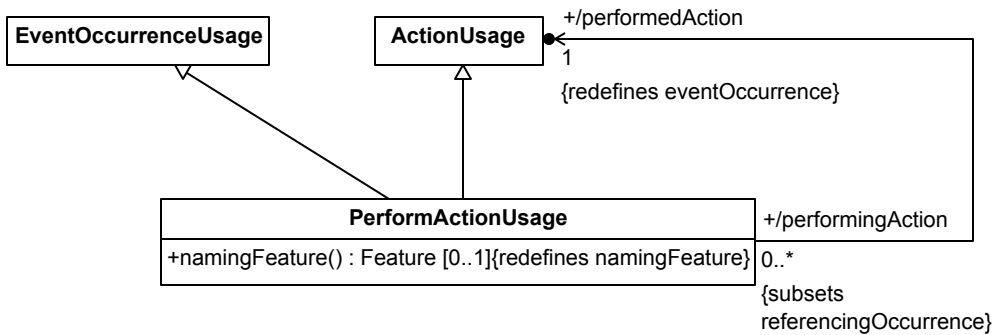


Figure 25. Performed Actions

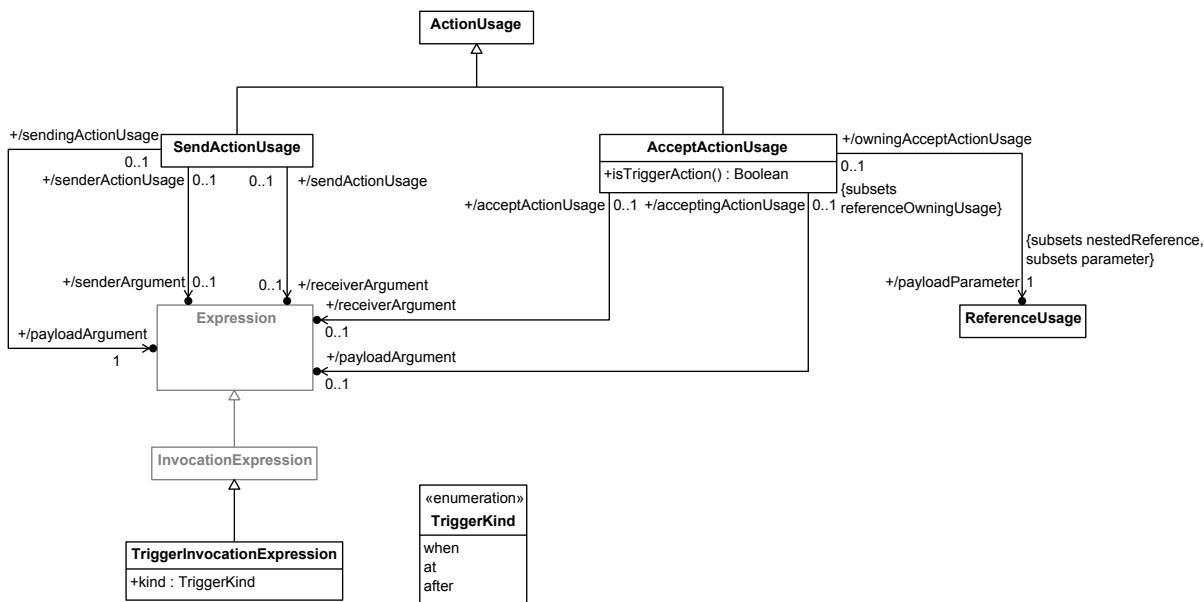


Figure 26. Send and Accept Actions

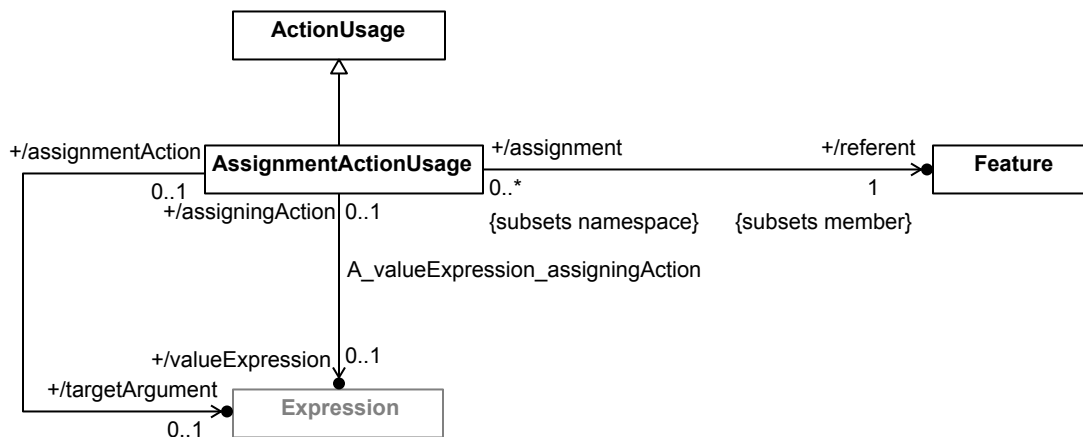


Figure 27. Assignment Actions

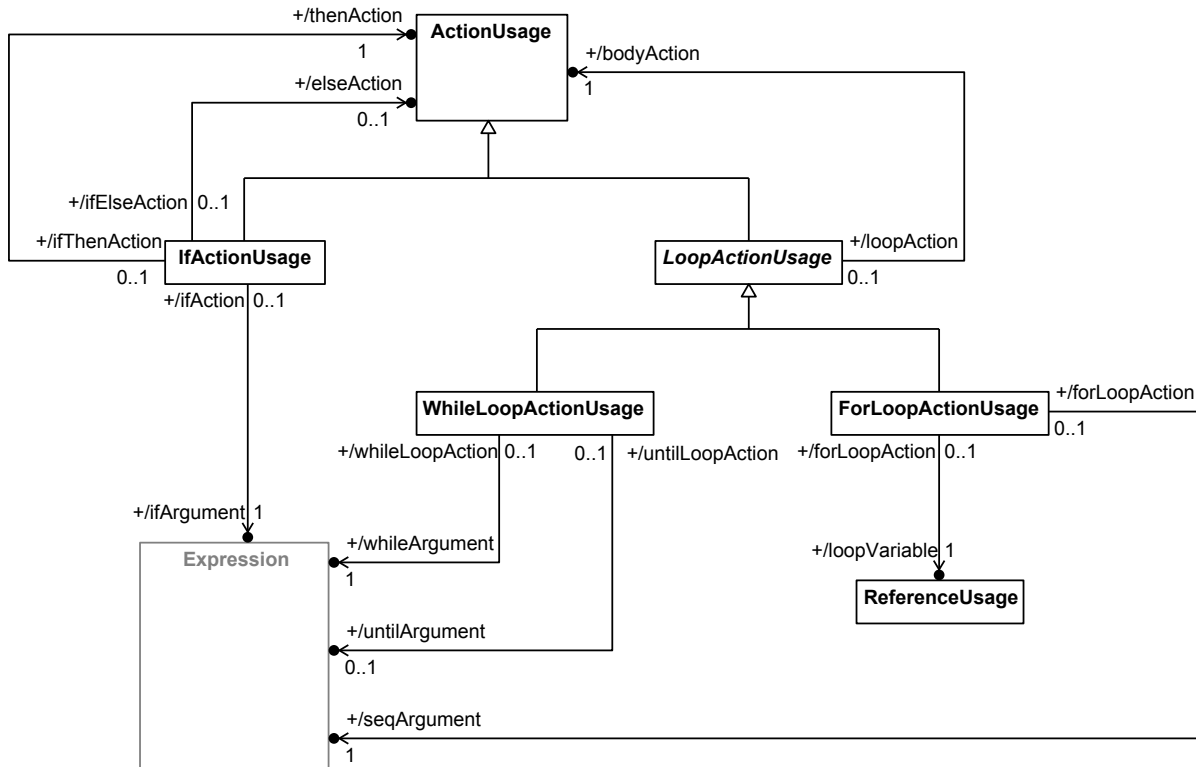


Figure 28. Structured Control Actions

8.3.16.2 AcceptActionUsage

Description

An `AcceptActionUsage` is an `ActionUsage` that specifies the acceptance of an *incomingTransfer* from the *Occurrence* given by the result of its *receiverArgument* `Expression`. (If no *receiverArgument* is provided, the default is the *this* context of the `AcceptActionUsage`.) The payload of the accepted *Transfer* is output on its *payloadParameter*. Which *Transfers* may be accepted is determined by conformance to the typing and (potentially) binding of the *payloadParameter*.

General Classes

`ActionUsage`

Attributes

`/payloadArgument` : `Expression` [0..1]

An `Expression` whose *result* is bound to the *payload* parameter of this `AcceptActionUsage`. If provided, the `AcceptActionUsage` will only accept a *Transfer* with exactly this *payload*.

`/payloadParameter` : `ReferenceUsage` {subsets *nestedReference*, *parameter*}

The *nestedReference* of this `AcceptActionUsage` that redefines the *payload* output parameter of the base `AcceptActionUsage` `AcceptAction` from the `Systems Model Library`.

`/receiverArgument` : `Expression` [0..1]

An Expression whose result is bound to the *receiver* input parameter of this AcceptActionUsage.

Operations

isTriggerAction() : Boolean

Check if this AcceptActionUsage is the triggerAction of a TransitionUsage.

```
body: owningType <> null and
owningType.ocIsKindOf(TransitionUsage) and
owningType.ocAsType(TransitionUsage).triggerAction->includes(self)
```

Constraints

checkAcceptActionUsageReceiverBindingConnector

If the payloadArgument of an AcceptActionUsage is a TriggerInvocationExpression, then the AcceptActionUsage must have an ownedFeature that is a BindingConnector between its *receiver* parameter and the *receiver* parameter of the TriggerInvocationExpression.

```
payloadArgument <> null and
payloadArgument.ocIsKindOf(TriggerInvocationExpression) implies
  let invocation : Expression =
    payloadArgument.ocAsType(Expression) in
  parameter->size() >= 2 and
  invocation.parameter->size() >= 2 and
  ownedFeature->selectByKind(BindingConnector)->exists(b |
    b.relatedFeatures->includes(parameter->at(2)) and
    b.relatedFeatures->includes(invocation.parameter->at(2)))
```

checkAcceptActionUsageSpecialization

An AcceptActionUsage that is not the triggerAction of a TransitionUsage must directly or indirectly specialize the ActionUsage *Actions::acceptActions* from the Systems Model Library.

```
not isTriggerAction() implies
  specializesFromLibrary('Actions::acceptActions')
```

checkAcceptActionUsageSubactionSpecialization

A composite AcceptActionUsage that is a subaction usage, but is *not* the triggerAction of a TransitionUsage, must directly or indirectly specialize the ActionUsage *Actions::Action::acceptSubactions* from the Systems Model Library.

```
isSubactionUsage() and not isTriggerAction() implies
  specializesFromLibrary('Actions::Action::acceptSubactions')
```

checkAcceptActionUsageTriggerActionSpecialization

An AcceptActionUsage that is the triggerAction of TransitionUsage must directly or indirectly specialize the ActionUsage *Actions::TransitionAction::accepter* from the Systems Model Library.

```
isTriggerAction() implies
  specializesFromLibrary('Actions::TransitionAction::accepter')
```

deriveAcceptActionUsagePayloadArgument

The `payloadArgument` of an `AcceptUsageAction` is its first argument Expression.

```
payloadArgument = argument(1)
```

`deriveAcceptActionUsagePayloadParameter`

The `payloadParameter` of an `AcceptActionUsage` is its first parameter.

```
payloadParameter =  
  if parameter->isEmpty() then null  
  else parameter->first() endif
```

`deriveAcceptActionUsageReceiverArgument`

The `receiverArgument` of an `AcceptUsageAction` is its second argument Expression.

```
receiverArgument = argument(2)
```

`validateAcceptActionUsageParameters`

An `AcceptUsageAction` must have at least two input parameters, corresponding to its *payload* and *receiver*, respectively (even if they have no *FeatureValue*). (Note that the *payloadParameter* is an input as well as an output.)

```
inputParameters()->size() >= 2
```

8.3.16.3 ActionDefinition

Description

An `ActionDefinition` is a `Definition` that is also a `Behavior` that defines an *Action* performed by a system or part of a system.

General Classes

`OccurrenceDefinition`
`Behavior`

Attributes

```
/action : ActionUsage [0..*] {subsets step, usage, ordered}
```

The `ActionUsages` that are steps in this `ActionDefinition`, which define the actions that specify the behavior of the `ActionDefinition`.

Operations

None.

Constraints

`checkActionDefinitionSpecialization`

An `ActionDefinition` must directly or indirectly specialize the `ActionDefinition` `Actions::Action` from the Systems Model Library.

```
specializesFromLibrary('Actions::Action')
```

```
deriveActionDefinitionAction
```

The actions of a `ActionDefinition` are those of its usages that are `ActionUsages`.

```
action = usage->selectByKind(ActionUsage)
```

8.3.16.4 ActionUsage

Description

An `ActionUsage` is a `Usage` that is also a `Step`, and, so, is typed by a `Behavior`. Nominally, if the type is an `ActionDefinition`, an `ActionUsage` is a `Usage` of that `ActionDefinition` within a system. However, other kinds of kernel `Behaviors` are also allowed, to permit use of `Behaviors` from the Kernel Model Libraries.

General Classes

`OccurrenceUsage`

`Step`

Attributes

```
/actionDefinition : Behavior [0..*] {redefines behavior, occurrenceDefinition, ordered}
```

The `Behaviors` that are the types of this `ActionUsage`. Nominally, these would be `ActionDefinitions`, but other kinds of Kernel `Behaviors` are also allowed, to permit use of `Behaviors` from the Kernel Model Libraries.

Operations

```
argument(i : Integer) : Expression [0..1]
```

Return the *i*-th argument `Expression` of an `ActionUsage`, defined as the value `Expression` of the `FeatureValue` of the *i*-th owned input parameter of the `ActionUsage`. Return null if the `ActionUsage` has less than *i* owned input parameters or the *i*-th owned input parameter has no `FeatureValue`.

```
body: if inputParameter(i) = null then null
else
  let featureValue : Sequence(FeatureValue) = inputParameter(i).
    ownedMembership->select(oclIsKindOf(FeatureValue)) in
  if featureValue->isEmpty() then null
  else featureValue->at(1).value
  endif
endif
```

```
inputParameter(i : Integer) : Feature [0..1]
```

Return the *i*-th owned input parameter of the `ActionUsage`. Return null if the `ActionUsage` has less than *i* owned input parameters.

```
body: if inputParameters()->size() < i then null
else inputParameters()->at(i)
endif
```

```
inputParameters() : Feature [0..*]
```

Return the owned input parameters of this ActionUsage.

```
body: input->select(f | f.owner = self)
```

isSubactionUsage() : Boolean

Check if this ActionUsage is composite and has an owningType that is an ActionDefinition or ActionUsage but is *not* the entryAction or exitAction of a StateDefinition or StateUsage. If so, then it represents an Action that is a subaction of another Action.

```
body: isComposite and owningType <> null and
(owningType.ocIsKindOf(ActionDefinition) or
owningType.ocIsKindOf(ActionUsage)) and
(owningFeatureMembership.ocIsKindOf(StateSubactionMembership) implies
owningFeatureMembership.ocAsType(StateSubactionMembership).kind =
StateSubactionKind::do)
```

Constraints

checkActionUsageAnalysisActionSpecialization

An ActionUsage that is an analysisAction of an AnalysisCaseDefinition or and AnalysisCaseUsage must directly or indirectly specialize the ActionUsage *AnalysisCases::AnalysisCase::analysisSteps* from the Systems Model Library.

```
owningType <> null and
(owningType.ocIsKindOf(AnalysisCaseDefinition) and
owningType.ocAsType(AnalysisCaseDefinition).analysisAction->
includes(self) or
owningType.ocIsKindOf(AnalysisCaseUsage) and
owningType.ocAsType(AnalysisCaseUsage).analysisAction->
includes(self)) implies
specializesFromLibrary('AnalysisCases::AnalysisCase::analysisSteps')
```

checkActionUsageOwnedActionSpecialization

A composite ActionUsage whose owningType is PartDefinition or PartUsage must directly or indirectly specialize the ActionUsage *Parts::Part::ownedActions* from the Systems Model Library.

```
isComposite and owningType <> null and
(owningType.ocIsKindOf(PartDefinition) or
owningType.ocIsKindOf(PartUsage)) implies
specializesFromLibrary('Parts::Part::ownedActions')
```

checkActionUsageSpecialization

An ActionUsage must directly or indirectly specialize the ActionUsage *Actions::actions* from the Systems Model Library.

```
specializesFromLibrary('Actions::actions')
```

checkActionUsageStateActionRedefinition

An ActionUsage that is the entry, do, or exit Action of a StateDefinition or StateUsage must redefine the entryAction, doAction, or exitAction feature, respectively, of the StateDefinition *States::StateAction* from the Systems Model Library.

```

owningFeatureMembership <> null and
owningFeatureMembership.ocllsKindOf(StateSubactionMembership) implies
  let kind : StateSubactionKind =
    owningFeatureMembership.oclasType(StateSubactionMembership).kind in
  if kind = StateSubactionKind::entry then
    redefinesFromLibrary('States::StateAction::entryAction')
  else if kind = StateSubactionKind::do then
    redefinesFromLibrary('States::StateAction::doAction')
  else
    redefinesFromLibrary('States::StateAction::exitAction')
  endif endif

```

checkActionUsageSubactionSpecialization

A composite `ActionUsage` that is a subaction usage must directly or indirectly specialize the `ActionUsage` `Actions::Action::subactions` from the Systems Model Library.

```

isSubactionUsage() implies
  specializesFromLibrary('Actions::Action::subactions')

```

8.3.16.5 AssignmentActionUsage

[SYSML2-500](#): The derivation of `AssignmentActionUsage::referent` is wrong

[SYSML2-499](#): Assignments parsed without a target will fail

[validateAssignmentActionUsageArguments](#)

[SYSML2-28](#): Validation constraints are missing in the SysML abstract syntax

Description

An `AssignmentActionUsage` is an `ActionUsage` that is defined, directly or indirectly, by the `ActionDefinition` `AssignmentAction` from the Systems Model Library. It specifies that the value of the `referent` `Feature`, relative to the target given by the result of the `targetArgument` `Expression`, should be set to the result of the `valueExpression`.

General Classes

`ActionUsage`

Attributes

`/referent` : `Feature` {subsets member}

The `Feature` whose value is to be set.

`/targetArgument` : `Expression` [0..1]

The `Expression` whose value is an occurrence in the domain of the `referent` `Feature`, for which the value of the `referent` will be set to the result of the `valueExpression` by this `AssignmentActionUsage`.

`/valueExpression` : `Expression` [0..1]

The `Expression` whose result is to be assigned to the `referent` `Feature`.

Operations

None.

Constraints

checkAssignmentActionUsageAccessedFeatureRedefinition

The first ownedFeature of the first ownedFeature of the first parameter of an AssignmentActionUsage must redefine *AssignmentAction::target::startingAt::accessedFeature*.

```
let targetParameter : Feature = inputParameter(1) in
targetParameter <> null and
targetParameter.ownedFeature->notEmpty() and
targetParameter->first().ownedFeature->notEmpty() and
targetParameter->first().ownedFeature->first().
    redefines('AssignmentAction::target::startingAt::accessedFeature')
```

checkAssignmentActionUsageReferentRedefinition

The first ownedFeature of the first ownedFeature of the first parameter of an AssignmentActionUsage must redefine the referent of the AssignmentActionUsage.

```
let targetParameter : Feature = inputParameter(1) in
targetParameter <> null and
targetParameter.ownedFeature->notEmpty() and
targetParameter->first().ownedFeature->notEmpty() and
targetParameter->first().ownedFeature->first().redefines(referent)
```

checkAssignmentActionUsageSpecialization

An AssignmentActionUsage must directly or indirectly specialize the ActionUsage *Actions::assignmentActions* from the Systems Model Library.

```
specializesFromLibrary('Actions::assignmentActions')
```

checkAssignmentActionUsageStartingAtRedefinition

The first ownedFeature of the first parameter of an AssignmentActionUsage must redefine *AssignmentAction::target::startingAt*.

```
let targetParameter : Feature = inputParameter(1) in
targetParameter <> null and
targetParameter.ownedFeature->notEmpty() and
targetParameter.ownedFeature->first().
    redefines('AssignmentAction::target::startingAt')
```

checkAssignmentActionUsageSubactionSpecialization

A composite AssignmentActionUsage that is a subaction usage must directly or indirectly specialize the ActionUsage *Actions::Action::assignments* from the Systems Model Library.

```
isSubactionUsage() implies
    specializesFromLibrary('Actions::Action::assignments')
```

deriveAssignmentActionUsageReferent

The referent of an AssignmentActionUsage is the first Feature that is the memberElement of a ownedMembership that is not a FeatureMembership.

```

referent =
  let unownedFeatures : Sequence(Feature) = ownedMembership->
    reject(oclIsKindOf(FeatureMembership)).memberElement->
    selectByKind(Feature) in
  if unownedFeatures->isEmpty() then null
  else unownedFeatures->first().oclAsType(Feature)
endif

```

deriveAssignmentActionUsageValueExpression

The valueExpression of a AssignmentActionUsage is its second argument Expression.

```
valueExpression = argument(2)
```

deriveAssignmentUsageTargetArgument

The targetArgument of a AssignmentActionUsage is its first argument Expression.

```
targetArgument = argument(1)
```

validateAssignmentActionUsageReferent

An AssignmentActionUsage must have an ownedMembership that is not an OwingMembership and whose memberElement is a Feature.

```

ownedMembership->exists(
  not oclIsKindOf(OwingMembership) and
  memberElement.oclIsKindOf(Feature))

```

8.3.16.6 ControlNode

Description

A ControlNode is an ActionUsage that does not have any inherent behavior but provides constraints on incoming and outgoing Successions that are used to control other Actions. A ControlNode must be a composite owned usage of an ActionDefinition or ActionUsage.

General Classes

ActionUsage

Attributes

None.

Operations

```
multiplicityHasBounds(mult : Multiplicity, lower : Integer, upper : UnlimitedNatural) : Boolean
```

Check that the given Multiplicity has lowerBound and upperBound expressions that are model-level evaluable to the given lower and upper values.

```

body: mult <> null and
if mult.oclIsKindOf(MultiplicityRange) then
  mult.oclAsType(MultiplicityRange).hasBounds(lower, upper)
else

```



```

    mult.allSuperTypes()->exists(
        oclisKindOf(MultiplicityRange) and
        oclAsType(MultiplicityRange).hasBounds(lower, upper)
    endif

```

Constraints

checkControlNodeSpecialization

A `ControlNode` must directly or indirectly specialize the `ActionUsage` `Actions::Action::control` from the Systems Model Library.

```
specializesFromLibrary('Action::Action::controls')
```

validateControlNodeIncomingSuccessions

All incoming Successions to a `ControlNode` must have a target multiplicity of 1..1.

```

targetConnector->selectByKind(Succession)->
    collect(connectorEnd->at(2).multiplicity)->
    forAll(targetMult |
        multiplicityHasBounds(targetMult, 1, 1))

```

validateControlNodeOutgoingSuccessions

All outgoing Successions from a `ControlNode` must have a source multiplicity of 1..1.

```

sourceConnector->selectByKind(Succession)->
    collect(connectorEnd->at(1).multiplicity)->
    forAll(sourceMult |
        multiplicityHasBounds(sourceMult, 1, 1))

```

validateControlNodeOwningType

The `owningType` of a `ControlNode` must be an `ActionDefinition` or `ActionUsage`.

```

owningType <> null and
(owningType.oclisKindOf(ActionDefinition) or
owningType.oclisKindOf(ActionUsage))

```

8.3.16.7 DecisionNode

[SYSML2-426](#): specializesFromLibrary arguments use inconsistent notation for strings
[SYSML2-210](#): OCL errors in specialization constraints

Description

A `DecisionNode` is a `ControlNode` that makes a selection from its outgoing Successions.

General Classes

`ControlNode`

Attributes

None.

Operations

None.

Constraints

checkDecisionNodeOutgoingSuccessionSpecialization

All outgoing Successions from a DecisionNode must subset the inherited *outgoingHBLink* feature of the DecisionNode.

```
sourceConnector->selectByKind(Succession)->
  forAll(subsetsChain(self,
    resolveGlobal('ControlPerformances::MergePerformance::outgoingHBLink')))
```

checkDecisionNodeSpecialization

A DecisionNode must directly or indirectly specialize the ActionUsage *Actions::Action::decisions* from the Systems Model Library.

```
specializesFromLibrary('Actions::Action::decisions')
```

validateDecisionNodeIncomingSuccessions

A DecisionNode may have at most one incoming Succession.

```
targetConnector->selectByKind(Succession)->size() <= 1
```

validateDecisionNodeOutgoingSuccessions

All outgoing Successions from a DecisionNode must have a target multiplicity of 0..1.

```
sourceConnector->selectAsKind(Succession)->
  collect(connectorEnd->at(2))->
  forAll(targetMult |
    multiplicityHasBounds(targetMult, 0, 1))
```

8.3.16.8 ForkNode

[SYSML2-426](#): specializesFromLibrary arguments use inconsistent notation for strings

Description

A ForkNode is a ControlNode that must be followed by successor Actions as given by all its outgoing Successions.

General Classes

ControlNode

Attributes

None.

Operations

None.

Constraints

checkForkNodeSpecialization

A `ForkNode` must directly or indirectly specialize the `ActionUsage` `Actions::Action::forks` from the Systems Model Library.

```
specializesFromLibrary('Actions::Action::forks')
```

validateForkNodeIncomingSuccessions

A `ForkNode` may have at most one incoming `Succession`.

```
targetConnector->selectByKind(Succession)->size() <= 1
```

8.3.16.9 ForLoopActionUsage

[SYSML2-190](#): The description and derivation of `ForLoopActionUsage::seqArgument` is wrong

[SYSML2-425](#): `LoopActionUsage` descriptions refer to property not in metamodel

[SYSML2-28](#): Validation constraints are missing in the SysML abstract syntax

Description

A `ForLoopActionUsage` is a `LoopActionUsage` that specifies that its `bodyAction` `ActionUsage` should be performed once for each value, in order, from the sequence of values obtained as the result of the `seqArgument` `Expression`, with the `loopVariable` set to the value for each iteration.

General Classes

`LoopActionUsage`

Attributes

`/loopVariable` : `ReferenceUsage`

The `ownedFeature` of this `ForLoopActionUsage` that acts as the loop variable, which is assigned the successive values of the input sequence on each iteration. It is the `ownedFeature` that redefines `ForLoopAction::var`.

`/seqArgument` : `Expression`

The `Expression` whose result provides the sequence of values to which the `loopVariable` is set for each iterative performance of the `bodyAction`. It is the `Expression` whose result is bound to the `seq` input parameter of this `ForLoopActionUsage`.

Operations

None.

Constraints

checkForLoopActionUsageSpecialization

A `ForLoopActionUsage` must directly or indirectly specialize the `ActionUsage` `Actions::forLoopActions` from the Systems Model Library.

```
specializesFromLibrary('Actions::forLoopActions')
```

`checkForLoopActionUsageSubactionSpecialization`

A composite `ForLoopActionUsage` that is a subaction usage must directly or indirectly specialize the `ActionUsage` `Actions::Action::forLoops` from the Systems Model Library.

```
isSubactionUsage() implies  
  specializesFromLibrary('Actions::Action::forLoops')
```

`checkForLoopActionUsageVarRedefinition`

The `loopVariable` of a `ForLoopActionUsage` must redefine the `ActionUsage` `Actions::ForLoopAction::var`.

```
loopVariable <> null and  
loopVariable.redefinesFromLibrary('Actions::ForLoopAction::var')
```

`deriveForLoopActionUsageLoopVariable`

The `loopVariable` of a `ForLoopActionUsage` is its first `ownedFeature`, which must be a `ReferenceUsage`.

```
loopVariable =  
  if ownedFeature->isEmpty() or  
    not ownedFeature->first().oclIsKindOf(ReferenceUsage) then  
    null  
  else  
    ownedFeature->first().oclAsType(ReferenceUsage)  
  endif
```

`deriveForLoopActionUsageSeqArgument`

The `seqArgument` of a `ForLoopActionUsage` is its first `argument` `Expression`.

```
seqArgument = argument(1)
```

`validateForLoopActionUsageLoopVariable`

The first `ownedFeature` of a `ForLoopActionUsage` must be a `ReferenceUsage`.

```
ownedFeature->notEmpty() and  
ownedFeature->at(1).oclIsKindOf(ReferenceUsage)
```

`validateForLoopActionUsageParameters`

A `ForLoopActionUsage` must have two `owned` input parameters.

```
inputParameters()->size() = 2
```

8.3.16.10 IfActionUsage

[SYSML2-210](#): OCL errors in specialization constraints

[SYSML2-28](#): Validation constraints are missing in the SysML abstract syntax

Description

An `IfActionUsage` is an `ActionUsage` that specifies that the `thenAction` `ActionUsage` should be performed if the result of the `ifArgument` `Expression` is true. It may also optionally specify an `elseAction` `ActionUsage` that is performed if the result of the `ifArgument` is false.

General Classes

`ActionUsage`

Attributes

`/elseAction` : `ActionUsage` [0..1]

The `ActionUsage` that is to be performed if the result of the `ifArgument` is false. It is the (optional) third parameter of the `IfActionUsage`.

`/ifArgument` : `Expression`

The `Expression` whose result determines whether the `thenAction` or (optionally) the `elseAction` is performed. It is the first parameter of the `IfActionUsage`.

`/thenAction` : `ActionUsage`

The `ActionUsage` that is to be performed if the result of the `ifArgument` is true. It is the second parameter of the `IfActionUsage`.

Operations

None.

Constraints

`checkIfActionUsageSpecialization`

A `IfActionUsage` must directly or indirectly specialize the `ActionUsage` `Actions::ifThenActions` from the Systems Model Library. If it has an `elseAction`, then it must directly or indirectly specialize `Actions::ifThenElseActions`.

```
if elseAction = null then
    specializesFromLibrary('Actions::ifThenActions')
else
    specializesFromLibrary('Actions::ifThenElseActions')
endif
```

`checkIfActionUsageSubactionSpecialization`

A composite `IfActionUsage` that is a subaction usage must directly or indirectly specialize the `ActionUsage` `Actions::Action::ifSubactions` from the Systems Model Library.

```
isSubactionUsage() implies
    specializesFromLibrary('Actions::Action::ifSubactions')
```

`deriveIfActionUsageElseAction`

The `elseAction` of an `ifActionUsage` is its **third** parameter, if there is one, which must then be an `ActionUsage`.

```
elseAction =
  let parameter : Feature = inputParameter(3) in
  if parameter <> null and parameter.ocIsKindOf(ActionUsage) then
    parameter.ocAsType(ActionUsage)
  else
    null
  endif
```

deriveIfActionUsageIfArgument

The `ifArgument` of an `ifActionUsage` is its **first** parameter, which must be an `Expression`.

```
ifArgument =
  let parameter : Feature = inputParameter(1) in
  if parameter <> null and parameter.ocIsKindOf(Expression) then
    parameter.ocAsType(Expression)
  else
    null
  endif
```

deriveIfActionUsageThenAction

The `thenAction` of an `ifActionUsage` is its **second** parameter, which must be an `ActionUsage`.

```
thenAction =
  let parameter : Feature = inputParameter(2) in
  if parameter <> null and parameter.ocIsKindOf(ActionUsage) then
    parameter.ocAsType(ActionUsage)
  else
    null
  endif
```

validateIfActionUsageParameters

An `IfActionUsage` must have at least two owned input parameters.

```
inputParameters()->size() >= 2
```

8.3.16.11 JoinNode

[SYSML2-426](#): specializesFromLibrary arguments use inconsistent notation for strings

Description

A `JoinNode` is a `ControlNode` that waits for the completion of all the predecessor `Actions` given by incoming `Successions`.

General Classes

`ControlNode`

Attributes

None.

Operations

None.

Constraints

checkJoinNodeSpecialization

A `JoinNode` must directly or indirectly specialize the `ActionUsage` `Actions::Action::joins` from the Systems Model Library.

```
specializesFromLibrary('Actions::Action::join')
```

validateJoinNodeOutgoingSuccessions

A `JoinNode` may have at most one outgoing `Succession`.

```
sourceConnector->selectByKind(Succession)->size() <= 1
```

8.3.16.12 LoopActionUsage

[SYSML2-191](#): `deriveForLoopActionUsageBodyAction` is misnamed

Description

A `LoopActionUsage` is an `ActionUsage` that specifies that its `bodyAction` should be performed repeatedly. Its subclasses `WhileLoopActionUsage` and `ForLoopActionUsage` provide different ways to determine how many times the `bodyAction` should be performed.

General Classes

`ActionUsage`

Attributes

`/bodyAction : ActionUsage`

The `ActionUsage` to be performed repeatedly by the `LoopActionUsage`. It is the second parameter of the `LoopActionUsage`.

Operations

None.

Constraints

deriveLoopActionUsageBodyAction

The `bodyAction` of a `LoopActionUsage` is its second input parameter, which must be an `Action`.

```
bodyAction =
  let parameter : Feature = inputParameter(2) in
  if parameter <> null and parameter.ocIsKindOf(Action) then
    parameter.ocAsType(Action)
  else
```

```
    null
  endif
```

8.3.16.13 MergeNode

[SYSML2-426](#): specializesFromLibrary arguments use inconsistent notation for strings
[SYSML2-210](#): OCL errors in specialization constraints

Description

A MergeNode is a ControlNode that asserts the merging of its incoming Successions. A MergeNode may have at most one outgoing Successions.

General Classes

ControlNode

Attributes

None.

Operations

None.

Constraints

checkMergeNodeIncomingSuccessionSpecialization

All incoming Successions to a MergeNode must subset the inherited *incomingHBLink* feature of the MergeNode.

```
targetConnector->selectByKind(Succession)->
  forAll(subsetsChain(self,
    resolveGlobal('ControlPerformances::MergePerformance::incomingHBLink')))
```

checkMergeNodeSpecialization

A MergeNode must directly or indirectly specialize the ActionUsage *Actions::Action::merges* from the Systems Model Library.

```
specializesFromLibrary('Actions::Action::merges')
```

validateMergeNodeIncomingSuccessions

All incoming Successions to a MergeNode must have a source multiplicity of 0..1.

```
targetConnector->selectByKind(Succession)->
  collect(connectorEnd->at(1))->
  forAll(sourceMult |
    multiplicityHasBounds(sourceMult, 0, 1))
```

validateMergeNodeOutgoingSuccessions

A MergeNode may have at most one outgoing Succession.


```
sourceConnector->selectAsKind(Succession)->size() <= 1
```

8.3.16.14 PerformActionUsage

SYSML2-85: Effective name is not correct for a redefined perform action usage

Description

A PerformActionUsage is an ActionUsage that represents the performance of an ActionUsage. Unless it is the PerformActionUsage itself, the ActionUsage to be performed is related to the PerformActionUsage by a ReferenceSubsetting relationship. A PerformActionUsage is also an EventOccurrenceUsage, with its performedAction as the eventOccurrence.

General Classes

EventOccurrenceUsage
ActionUsage

Attributes

/performedAction : ActionUsage {redefines eventOccurrence}

The ActionUsage to be performed by this PerformedActionUsage. It is the eventOccurrence of the PerformActionUsage considered as an EventOccurrenceUsage, which must be an ActionUsage.

Operations

namingFeature() : Feature [0..1] {redefines namingFeature}

The naming Feature of a PerformActionUsage is its performedAction, if this is different than the PerformActionUsage. If the PerformActionUsage is its own performedAction, then the naming Feature is the same as the usual default for a Usage.

```
body: if performedAction <> self then performedAction  
else self.oclAsType(Usage).namingFeature()  
endif
```

Constraints

checkPerformActionUsageSpecialization

If a PerformActionUsage has an owningType that is a PartDefinition or PartUsage, then it must directly or indirectly specialize the ActionUsage *Parts::Part::performedActions*.

```
owningType <> null and  
(owningType.oclIsKindOf(PartDefinition) or  
owningType.oclIsKindOf(PartUsage)) implies  
specializesFromLibrary('Parts::Part::performedActions')
```

validatePerformActionUsageReference

If a PerformActionUsage has an ownedReferenceSubsetting, then its referencedFeature must be a ActionUsage.

```
ownedReferenceSubsetting <> null implies  
ownedReferenceSubsetting.referencedFeature.oclIsKindOf(ActionUsage)
```

8.3.16.15 SendActionUsage

[SYSML2-426](#): specializesFromLibrary arguments use inconsistent notation for strings

Description

A `SendActionUsage` is an `ActionUsage` that specifies the sending of a payload given by the result of its `payloadArgument` Expression via a `MessageTransfer` whose `source` is given by the result of the `senderArgument` Expression and whose `target` is given by the result of the `receiverArgument` Expression. If no `senderArgument` is provided, the default is the `this` context for the action. If no `receiverArgument` is given, then the receiver is to be determined by, e.g., outgoing `Connections` from the sender.

General Classes

`ActionUsage`

Attributes

`/payloadArgument` : Expression

An Expression whose result is bound to the `payload` input parameter of this `SendActionUsage`.

`/receiverArgument` : Expression [0..1]

An Expression whose result is bound to the `receiver` input parameter of this `SendActionUsage`.

`/senderArgument` : Expression [0..1]

An Expression whose result is bound to the `sender` input parameter of this `SendActionUsage`.

Operations

None.

Constraints

`checkSendActionUsageSpecialization`

A `SendActionUsage` must directly or indirectly specialize the `ActionUsage` `Actions::sendActions` from the Systems Model Library.

```
specializesFromLibrary('Actions::sendActions')
```

`checkSendActionUsageSubactionSpecialization`

A composite `SendActionUsage` that is a subaction must directly or indirectly specialize the `ActionUsage` `Actions::Action::sendSubactions` from the Systems Model Library.

```
isSubactionUsage() implies  
  specializesFromLibrary('Actions::Action::acceptSubactions')
```

`deriveSendActionUsagePayloadArgument`

The `payloadArgument` of a `SendActionUsage` is its first argument Expression.

```
payloadArgument = argument(1)
```

deriveSendActionUsageReceiverArgument

The receiverArgument of a SendActionUsage is its third argument Expression.

```
receiverArgument = argument(3)
```

deriveSendActionUsageSenderArgument

The senderArgument of a SendActionUsage is its second argument Expression.

```
senderArgument = argument(2)
```

validateSendActionParameters

A SendActionUsage must have at least three owned input parameters, corresponding to its *payload*, *sender* and *receiver*, respectively (whether or not they have FeatureValues).

```
inputParameters()->size() >= 3
```

8.3.16.16 TriggerInvocationExpression

[SYSML2-497](#): validateTriggerInvocationExpressionAfterArgument constraint is too strong

[SYSML2-498](#): validateTriggerInvocationExpressionWhenArgument constraint is wrong

[SYSML2-28](#): Validation constraints are missing in the SysML abstract syntax

Description

A TriggerInvocationExpression is an InvocationExpression that invokes one of the trigger Functions from the Kernel Semantic Library *Triggers* package, as indicated by its *kind*.

General Classes

InvocationExpression

Attributes

kind : TriggerKind

Indicates which of the Functions from the *Triggers* model in the Kernel Semantic Library is to be invoked by this TriggerInvocationExpression.

Operations

None.

Constraints

checkTriggerInvocationExpressionSpecialization

A TriggerInvocationExpression must directly or indirectly specialize one of the Functions *TriggerWhen*, *TriggerAt* or *TriggerAfter*, from the Kernel Semantic Library *Triggers* package, depending on whether its *kind* is when, at or after, respectively.

```

specializesFromLibrary(
  if kind = TriggerKind::when then
    'Triggers::TriggerWhen'
  else if kind = TriggerKind::at then
    'Triggers::TriggerAt'
  else
    'Triggers::TriggerAfter'
  endif endif
)

```

validateTriggerInvocationExpressionAfterArgument

If a `TriggerInvocationExpression` has `kind = after`, then it must have an argument `Expression` with a result that conforms to the type `Quantities::ScalarQuantityValue` and a feature that directly or indirectly redefines `Quantities::TensorQuantityValue::mRef` and directly or indirectly specializes `ISQBase::DurationUnit`.

```

kind = TriggerKind::after implies
  argument->notEmpty() and
  argument->at(1).result.specializesFromLibrary('Quantities::ScalarQuantityValue') and
  let mRef : Element =
    resolveGlobal('Quantities::TensorQuantityValue::mRef').ownedMemberElement in
  argument->at(1).result.feature->
    select(ownedRedefinition.redefinedFeature->
      closure(ownedRedefinition.redefinedFeature)->
        includes(mRef))->
    exists(specializesFromLibrary('ISQBase::DurationUnit'))

```

validateTriggerInvocationExpressionAtArgument

If a `TriggerInvocationExpression` has `kind = at`, then it must have an argument `Expression` with a result that conforms to the type `Time::TimeInstantValue`.

```

kind = TriggerKind::at implies
  argument->notEmpty() and
  argument->at(1).result.specializesFromLibrary('Time::TimeInstantValue')

```

validateTriggerInvocationExpressionWhenArgument

If a `TriggerInvocationExpression` has `kind = when`, then it must have an argument that is a `FeatureReferenceExpression` whose referent is an `Expression` with a result that conforms to the type `ScalarValues::Boolean`.

```

kind = TriggerKind::when implies
  argument->notEmpty() and
  argument->at(1).oclIsKindOf(FeatureReferenceExpression) and
  let referent : Feature =
    argument->at(1).oclAsType(FeatureReferenceExpression).referent in
  referent.oclIsKindOf(Expression) and
  referent.oclAsType(Expression).result.specializesFromLibrary('ScalarValues::Boolean')

```

8.3.16.17 TriggerKind

Description

`TriggerKind` enumerates the kinds of triggers that can be represented by a `TriggerInvocationExpression`.

General Classes

None.

Literal Values

after

Indicates a *relative time trigger*, corresponding to the *TriggerAfter* Function from the *Triggers* model in the Kernel Semantic Library.

at

Indicates an *absolute time trigger*, corresponding to the *TriggerAt* Function from the *Triggers* model in the Kernel Semantic Library.

when

Indicates a *change trigger*, corresponding to the *TriggerWhen* Function from the *Triggers* model in the Kernel Semantic Library.

8.3.16.18 WhileLoopActionUsage

[SYSML2-424](#): WhileLoopsActionusage title typos

[SYSML2-425](#): LoopActionUsage descriptions refer to property not in metamodel

[SYSML2-28](#): Validation constraints are missing in the SysML abstract syntax

Description

A *WhileLoopActionUsage* is a *LoopActionUsage* that specifies that the *bodyAction* *ActionUsage* should be performed repeatedly while the result of the *whileArgument* *Expression* is true or until the result of the *untilArgument* *Expression* (if provided) is true. The *whileArgument* *Expression* is evaluated before each (possible) performance of the *bodyAction*, and the *untilArgument* *Expression* is evaluated after each performance of the *bodyAction*.

General Classes

LoopActionUsage

Attributes

/untilArgument : *Expression* [0..1]

The *Expression* whose result, if false, determines that the *bodyAction* should continue to be performed. It is the (optional) third owned parameter of the *WhileLoopActionUsage*.

/whileArgument : *Expression*

The *Expression* whose result, if true, determines that the *bodyAction* should continue to be performed. It is the first owned parameter of the *WhileLoopActionUsage*.

Operations

None.

Constraints

checkWhileLoopActionUsageSpecialization

A `WhileLoopActionUsage` must directly or indirectly specialize the `ActionUsage` `Actions::whileLoopActions` from the Systems Model Library.

```
specializesFromLibrary('Actions::whileLoopActions')
```

checkWhileLoopActionUsageSubactionSpecialization

A composite `WhileLoopActionUsage` that is a subaction usage must directly or indirectly specialize the `ActionUsage` `Actions::Action::whileLoops` from the Systems Model Library.

```
isSubactionUsage() implies  
    specializesFromLibrary('Actions::Action::whileLoops')
```

deriveWhileLoopActionUsageUntilArgument

The `whileArgument` of a `WhileLoopActionUsage` is its third input parameter, which, if it exists, must be an `Expression`.

```
untilArgument =  
    let parameter : Feature = inputParameter(3) in  
    if parameter <> null and parameter.ocIsKindOf(Expression) then  
        parameter.ocAsType(Expression)  
    else  
        null  
    endif
```

deriveWhileLoopActionUsageWhileArgument

The `whileArgument` of a `WhileLoopActionUsage` is its first input parameter, which must be an `Expression`.

```
whileArgument =  
    let parameter : Feature = inputParameter(1) in  
    if parameter <> null and parameter.ocIsKindOf(Expression) then  
        parameter.ocAsType(Expression)  
    else  
        null  
    endif
```

validateWhileLoopActionUsage

A `WhileLoopActionUsage` must have at least two owned input parameters.

```
inputParameters()->size() >= 2
```

8.3.17 States Abstract Syntax

8.3.17.1 Overview

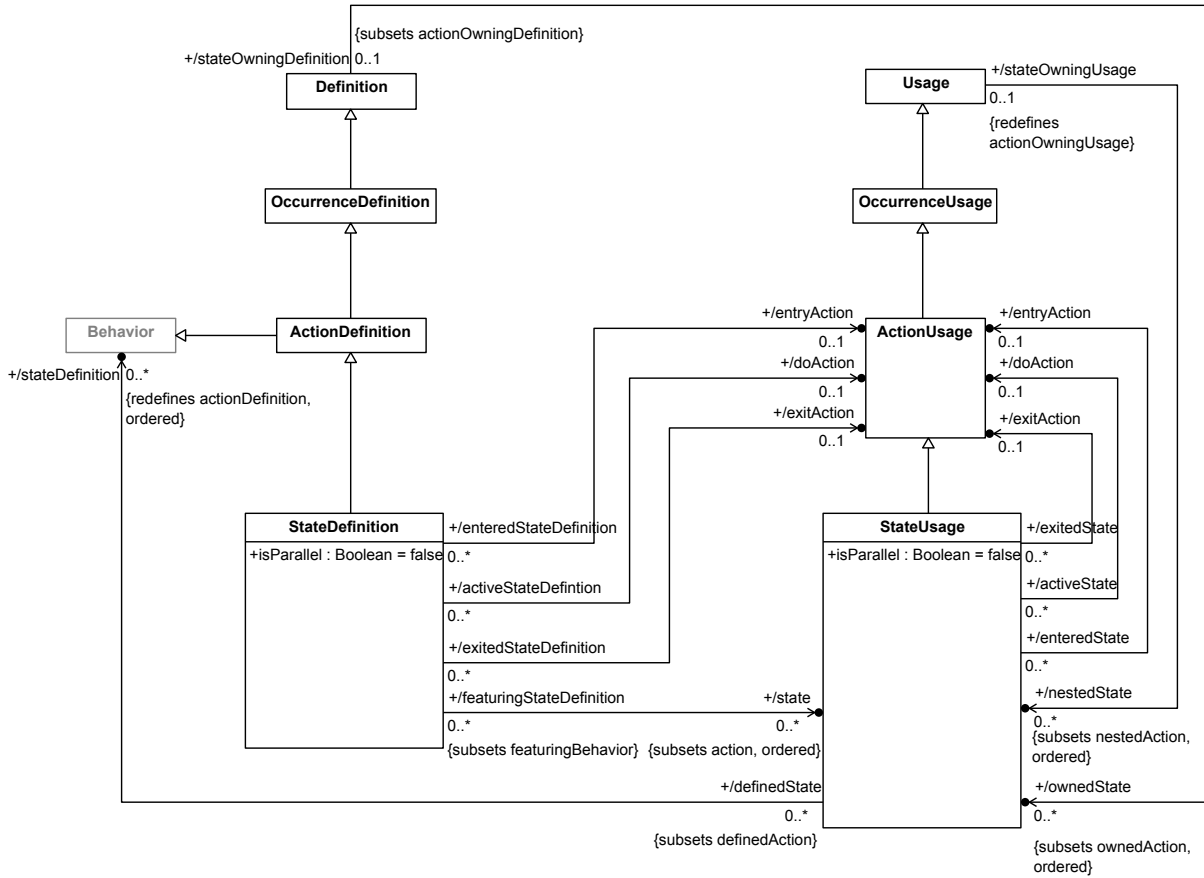


Figure 29. State Definition and Usage

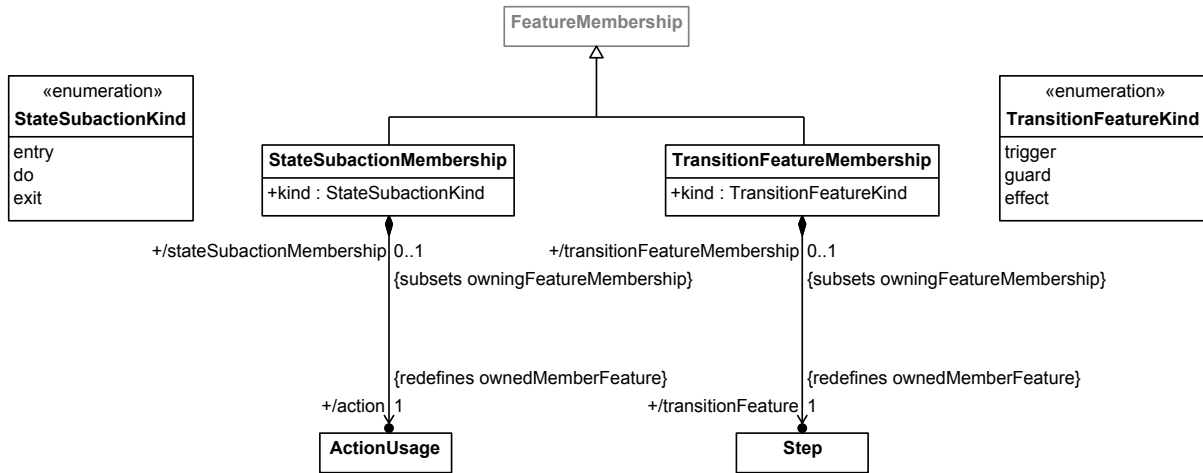


Figure 30. State Membership

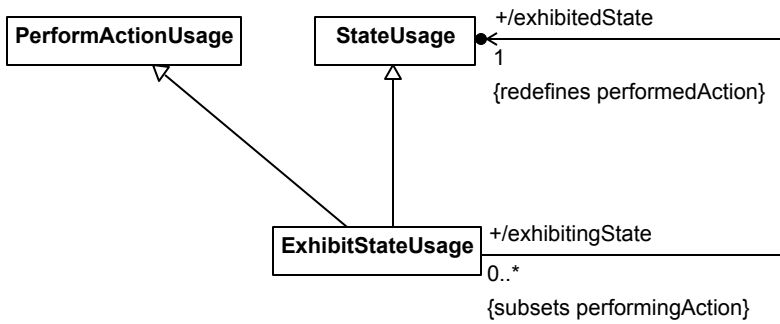


Figure 31. Exhibited States

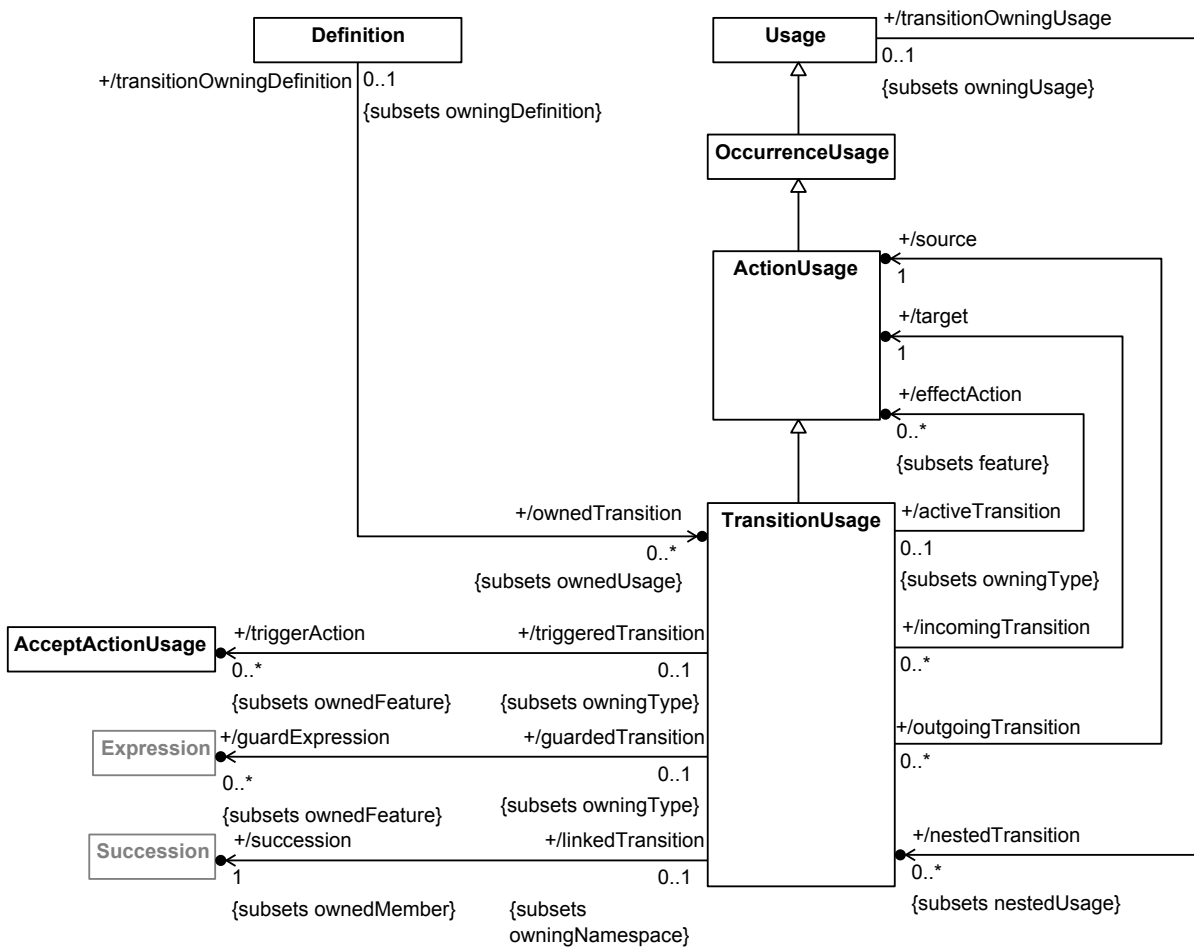


Figure 32. Transition Usage

8.3.17.2 ExhibitStateUsage

[SYSML2-28](#): Validation constraints are missing in the SysML abstract syntax

Description

An `ExhibitStateUsage` is a `StateUsage` that represents the exhibiting of a `StateUsage`. Unless it is the `StateUsage` itself, the `StateUsage` to be exhibited is related to the `ExhibitStateUsage` by a `ReferenceSubsetting` Relationship. An `ExhibitStateUsage` is also a `PerformActionUsage`, with its `exhibitedState` as the `performedAction`.

General Classes

`StateUsage`
`PerformActionUsage`

Attributes

`/exhibitedState : StateUsage {redefines performedAction}`

The `StateUsage` to be exhibited by the `ExhibitStateUsage`. It is the `performedAction` of the `ExhibitStateUsage` considered as a `PerformActionUsage`, which must be a `StateUsage`.

Operations

None.

Constraints

`checkExhibitStateUsageSpecialization`

If an `ExhibitStateUsage` has an `owningType` that is a `PartDefinition` or `PartUsage`, then it must directly or indirectly specialize the `StateUsage` `Parts::Part::exhibitedStates`.

```
owningType <> null and
(owningType.oclIsKindOf(PartDefinition) or
 owningType.oclIsKindOf(PartUsage)) implies
    specializesFromLibrary('Parts::Part::exhibitedStates')
```

`validateExhibitStateUsageReference`

If an `ExhibitStateUsage` has an `ownedReferenceSubsetting`, then its `referencedFeature` must be a `StateUsage`.

```
ownedReferenceSubsetting <> null implies
    ownedReferenceSubsetting.referencedFeature.oclIsKindOf(StateUsage)
```

8.3.17.3 StateSubactionKind

Description

A `StateSubactionKind` indicates whether the action of a `StateSubactionMembership` is an entry, do or exit action.

General Classes

None.

Literal Values

do

Indicates that the action of a `StateSubactionMembership` is a `doAction`.

entry

Indicates that the action of a `StateSubactionMembership` is an `entryAction`.

exit

Indicates that the action of a `StateSubactionMembership` is an `exitAction`.

8.3.17.4 StateSubactionMembership

Description

A `StateSubactionMembership` is a `FeatureMembership` for an entry, do or exit `ActionUsage` of a `StateDefinition` or `StateUsage`.

General Classes

`FeatureMembership`

Attributes

`/action` : `ActionUsage` {redefines `ownedMemberFeature`}

The `ActionUsage` that is the `ownedMemberFeature` of this `StateSubactionMembership`.

`kind` : `StateSubactionKind`

Whether this `StateSubactionMembership` is for an entry, do or exit `ActionUsage`.

Operations

None.

Constraints

`validateStateSubactionMembershipOwningType`

The `owningType` of a `StateSubactionMembership` must be a `StateDefinition` or a `StateUsage`.

```
owningType.oclIsKindOf(StateDefinition) or  
owningType.oclIsKindOf(StateUsage)
```

8.3.17.5 StateDefinition

[SYSML2-306](#): `validateStateDefinitionIsParallelGeneralization` and `validateStateUsagesIsParallelGeneralization` constraints are too restrictive

Description

A `StateDefinition` is the Definition of the Behavior of a system or part of a system in a certain state condition.

A `StateDefinition` may be related to up to three of its `ownedFeatures` by `StateBehaviorMembership` Relationships, all of different kinds, corresponding to the entry, do and exit actions of the `StateDefinition`.

General Classes

`ActionDefinition`

Attributes

`/doAction : ActionUsage [0..1]`

The `ActionUsage` of this `StateDefinition` to be performed while in the state defined by the `StateDefinition`. It is the owned `ActionUsage` related to the `StateDefinition` by a `StateSubactionMembership` with `kind = do`.

`/entryAction : ActionUsage [0..1]`

The `ActionUsage` of this `StateDefinition` to be performed on entry to the state defined by the `StateDefinition`. It is the owned `ActionUsage` related to the `StateDefinition` by a `StateSubactionMembership` with `kind = entry`.

`/exitAction : ActionUsage [0..1]`

The `ActionUsage` of this `StateDefinition` to be performed on exit to the state defined by the `StateDefinition`. It is the owned `ActionUsage` related to the `StateDefinition` by a `StateSubactionMembership` with `kind = exit`.

`isParallel : Boolean`

Whether the `ownedStates` of this `StateDefinition` are to all be performed in parallel. If true, none of the `ownedActions` (which includes `ownedStates`) may have any incoming or outgoing `Transitions`. If false, only one `ownedState` may be performed at a time.

`/state : StateUsage [0..*] {subsets action, ordered}`

The `StateUsages`, which are actions in the `StateDefinition`, that specify the discrete states in the behavior defined by the `StateDefinition`.

Operations

None.

Constraints

`checkStateDefinitionSpecialization`

A `StateDefinition` must directly or indirectly specialize the `StateDefinition` `States::StateAction` from the Systems Model Library.

```
specializesFromLibrary('States::StateAction')
```

`deriveStateDefinitionDoAction`

The `doAction` of a `StateDefinition` is the action of the owned `StateSubactionMembership` with `kind = do`.

```
doAction =
  let doMemberships : Sequence(StateSubactionMembership) =
    ownedMembership->
      selectByKind(StateSubactionMembership)->
        select(kind = StateSubactionKind::do) in
  if doMemberships->isEmpty() then null
  else doMemberships->at(1)
  endif
```

deriveStateDefinitionEntryAction

The `entryAction` of a `StateDefinition` is the action of the owned `StateSubactionMembership` with `kind = entry`.

```
entryAction =
  let entryMemberships : Sequence(StateSubactionMembership) =
    ownedMembership->
      selectByKind(StateSubactionMembership)->
        select(kind = StateSubactionKind::entry) in
  if entryMemberships->isEmpty() then null
  else entryMemberships->at(1)
  endif
```

deriveStateDefinitionExitAction

The `exitAction` of a `StateDefinition` is the action of the owned `StateSubactionMembership` with `kind = exit`.

```
exitAction =
  let exitMemberships : Sequence(StateSubactionMembership) =
    ownedMembership->
      selectByKind(StateSubactionMembership)->
        select(kind = StateSubactionKind::exit) in
  if exitMemberships->isEmpty() then null
  else exitMemberships->at(1)
  endif
```

deriveStateDefinitionState

The states of a `StateDefinition` are those of its actions that are `StateUsages`.

```
state = action->selectByKind(StateUsage)
```

validateStateDefinitionParallelSubactions

If a `StateDefinition` is parallel, then its `ownedActions` (which includes its `ownedStates`) must not have any `incomingTransitions` or `outgoingTransitions`.

```
isParallel implies
  ownedAction.incomingTransition->isEmpty() and
  ownedAction.outgoingTransition->isEmpty()
```

validateStateDefinitionStateSubactionKind

A `StateDefinition` must not have more than one owned `StateSubactionMembership` of each kind.

```
ownedMembership->  
  selectByKind(StateSubactionMembership) ->  
  isUnique(kind)
```

8.3.17.6 StateUsage

[SYSML2-306](#): **validateStateDefinitionsParallelGeneralization and validateStateUsagesParallelGeneralization constraints are too restrictive**
[SYSML2-558](#): **checkStateUsageSpecialization constraint is incorrect**

Description

A `StateUsage` is an `ActionUsage` that is nominally the Usage of a `StateDefinition`. However, other kinds of kernel Behaviors are also allowed as types, to permit use of Behaviors

A `StateUsage` may be related to up to three of its ownedFeatures by `StateSubactionMembership` Relationships, all of different kinds, corresponding to the entry, do and exit actions of the `StateUsage`.

General Classes

`ActionUsage`

Attributes

`/doAction` : `ActionUsage` [0..1]

The `ActionUsage` of this `StateUsage` to be performed while in the state defined by the `StateDefinition`. It is the owned `ActionUsage` related to the `StateUsage` by a `StateSubactionMembership` with `kind = do`.

`/entryAction` : `ActionUsage` [0..1]

The `ActionUsage` of this `StateUsage` to be performed on entry to the state defined by the `StateDefinition`. It is the owned `ActionUsage` related to the `StateUsage` by a `StateSubactionMembership` with `kind = entry`.

`/exitAction` : `ActionUsage` [0..1]

The `ActionUsage` of this `StateUsage` to be performed on exit to the state defined by the `StateDefinition`. It is the owned `ActionUsage` related to the `StateUsage` by a `StateSubactionMembership` with `kind = exit`.

`isParallel` : Boolean

Whether the `nestedStates` of this `StateUsage` are to all be performed in parallel. If true, none of the `nestedActions` (which include `nestedStates`) may have any incoming or outgoing `Transitions`. If false, only one `nestedState` may be performed at a time.

`/stateDefinition` : `Behavior` [0..*] {redefines `actionDefinition`, ordered}

The Behaviors that are the types of this `StateUsage`. Nominally, these would be `StateDefinitions`, but kernel Behaviors are also allowed, to permit use of Behaviors from the Kernel Model Libraries.

Operations

`isSubstateUsage(isParallel : Boolean)` : Boolean

Check if this `StateUsage` is composite and has an `owningType` that is an `StateDefinition` or `StateUsage` with the given value of `isParallel`, but is *not* an `entryAction` or `exitAction`. If so, then it represents a `StateAction` that is a `substate` or `exclusiveState` (for `isParallel = false`) of another `StateAction`.

```
body: owningType <> null and
(owningType.ocIsKindOf(StateDefinition) and
  owningType.ocAsType(StateDefinition).isParallel = isParallel or
  owningType.ocIsKindOf(StateUsage) and
  owningType.ocAsType(StateUsage).isParallel = isParallel) and
not owningFeatureMembership.ocIsKindOf(StateSubactionMembership)
```

Constraints

checkStateUsageExclusiveStateSpecialization

A `StateUsage` that is a `substate usage` with a non-parallel `owning StateDefinition` or `StateUsage` must directly or indirectly specialize the `StateUsage States::State::exclusiveStates` from the Systems Model Library.

```
isSubstateUsage(true) implies
  specializesFromLibrary('States::State::substates')
```

checkStateUsageSpecialization

A `StateUsage` must directly or indirectly specialize the `StateUsage States::stateActions` from the Systems Model Library.

```
specializesFromLibrary('States::stateActions')
```

checkStateUsageSubstateSpecialization

A `StateUsage` that is a `substate usage` with a `owning StateDefinition` or `StateUsage` that is parallel must directly or indirectly specialize the `StateUsage States::State::substates` from the Systems Model Library.

```
isSubstateUsage(false) implies
  specializesFromLibrary('States::State::substates')
```

deriveStateUsageDoAction

The `doAction` of a `StateUsage` is the action of the owned `StateSubactionMembership` with `kind = do`.

```
doAction =
  let doMemberships : Sequence(StateSubactionMembership) =
    ownedMembership->
      selectByKind(StateSubactionMembership)->
        select(kind = StateSubactionKind::do) in
  if doMemberships->isEmpty() then null
  else doMemberships->at(1)
endif
```

deriveStateUsageEntryAction

The `entryAction` of a `StateUsage` is the action of the owned `StateSubactionMembership` with `kind = entry`.

```

entryAction =
  let entryMemberships : Sequence(StateSubactionMembership) =
    ownedMembership->
      selectByKind(StateSubactionMembership)->
        select(kind = StateSubactionKind::entry) in
  if entryMemberships->isEmpty() then null
  else entryMemberships->at(1)
  endif

```

deriveStateUsageExitAction

The `exitAction` of a `StateUsage` is the action of the owned `StateSubactionMembership` with `kind = exit` .

```

exitAction =
  let exitMemberships : Sequence(StateSubactionMembership) =
    ownedMembership->
      selectByKind(StateSubactionMembership)->
        select(kind = StateSubactionKind::exit) in
  if exitMemberships->isEmpty() then null
  else exitMemberships->at(1)
  endif

```

validateStateUsageParallelSubactions

If a `StateUsage` is parallel, then its `nestedActions` (which includes `nestedStates`) must not have any `incomingTransitions` or `outgoingTransitions`.

```

isParallel implies
  nestedAction.incomingTransition->isEmpty() and
  nestedAction.outgoingTransition->isEmpty()

```

validateStateUsageStateSubactionKind

A `StateUsage` must not have more than one owned `StateSubactionMembership` of each `kind`.

```

ownedMembership->
  selectByKind(StateSubactionMembership)->
  isUnique(kind)

```

8.3.17.7 TransitionFeatureKind

Description

A `TransitionActionKind` indicates whether the `transitionFeature` of a `TransitionFeatureMembership` is a trigger, guard or effect.

General Classes

None.

Literal Values

`effect`

Indicates that the `transitionFeature` of a `TransitionFeatureMembership` is an `effectAction`.

guard

Indicates that the `transitionFeature` of a `TransitionFeatureMembership` is a `guardExpression`.

trigger

Indicates that the `transitionFeature` of a `TransitionFeatureMembership` is a `triggerAction`.

8.3.17.8 TransitionFeatureMembership

Description

A `TransitionFeatureMembership` is a `FeatureMembership` for a trigger, guard or effect of a `TransitionUsage`, whose `transitionFeature` is a `AcceptActionUsage`, *Boolean-valued Expression* or `ActionUsage`, depending on its kind.

General Classes

`FeatureMembership`

Attributes

`kind` : `TransitionFeatureKind`

Whether this `TransitionFeatureMembership` is for a trigger, guard or effect.

`/transitionFeature` : `Step` {redefines `ownedMemberFeature`}

The `Step` that is the `ownedMemberFeature` of this `TransitionFeatureMembership`.

Operations

None.

Constraints

`validateTransitionFeatureMembershipEffectAction`

If the kind of a `TransitionUsage` is `effect`, then its `transitionFeature` must be a kind of `ActionUsage`.

```
kind = TransitionFeatureKind::effect implies
    transitionFeature.oclIsKindOf(ActionUsage)
```

`validateTransitionFeatureMembershipGuardExpression`

If the kind of a `TransitionUsage` is `guard`, then its `transitionFeature` must be a kind of `Expression` whose result is a *Boolean* value.

```
kind = TransitionFeatureKind::guard implies
    transitionFeature.oclIsKindOf(Expression) and
    let guard : Expression = transitionFeature.oclIsKindOf(Expression) in
        guard.result.specializesFromLibrary('ScalarValues::Boolean') and
        guard.result.multiplicity <> null and
        guard.result.multiplicity.hasBounds(1,1)
```

`validateTransitionFeatureMembershipOwningType`

The `owningType` of a `TransitionFeatureMembership` must be a `TransitionUsage`.

```
owningType.oclIsKindOf(TransitionUsage)
```

```
validateTransitionFeatureMembershipTriggerAction
```

If the kind of a `TransitionUsage` is `trigger`, then its `transitionFeature` must be a kind of `AcceptActionUsage`.

```
kind = TransitionFeatureKind::trigger implies  
    transitionFeature.oclIsKindOf(AcceptActionUsage)
```

8.3.17.9 TransitionUsage

[SYSML2-426](#): specializesFromLibrary arguments use inconsistent notation for strings

[SYSML2-157](#): Incorrect font in descriptions of `AttributeUsage` and `TransitionUsage`

[SYSML2-398](#): `TransitionUsage` `effectAction` attribute text and constraint are different

[SYSML2-218](#): Errors in `TransitionUsage` semantic constraints

[SYSML2-414](#): `checkTransitionUsageSourceBindingConnector` text and OCL are different

Description

A `TransitionUsage` is an `ActionUsage` representing a triggered transition between `ActionUsages` or `StateUsages`. When triggered by a `triggerAction`, when its `guardExpression` is true, the `TransitionUsage` asserts that its source is exited, then its `effectAction` (if any) is performed, and then its target is entered.

A `TransitionUsage` can be related to some of its ownedFeatures using `TransitionFeatureMembership` Relationships, corresponding to the `triggerAction`, `guardExpression` and `effectAction` of the `TransitionUsage`.

General Classes

`ActionUsage`

Attributes

`/effectAction` : `ActionUsage` [0..*] {subsets feature}

The `ActionUsages` that define the effects of this `TransitionUsage`, which are the `ownedFeatures` of the `TransitionUsage` related to it by `TransitionFeatureMemberships` with `kind = effect`, which must all be `ActionUsages`.

`/guardExpression` : `Expression` [0..*] {subsets ownedFeature}

The `Expressions` that define the guards of this `TransitionUsage`, which are the `ownedFeatures` of the `TransitionUsage` related to it by `TransitionFeatureMemberships` with `kind = guard`, which must all be `Expressions`.

`/source` : `ActionUsage`

The source `ActionUsage` of this `TransitionUsage`, which becomes the source of the succession for the `TransitionUsage`.

`/succession` : `Succession` {subsets ownedMember}

The Succession that is the ownedFeature of this TransitionUsage, which, if the TransitionUsage is triggered, asserts the temporal ordering of the source and target.

/target : ActionUsage

The target ActionUsage of this TransitionUsage, which is the targetFeature of the succession for the TransitionUsage.

/triggerAction : AcceptActionUsage [0..*] {subsets ownedFeature}

The AcceptActionUsages that define the triggers of this TransitionUsage, which are the ownedFeatures of the TransitionUsage related to it by TransitionFeatureMemberships with kind = trigger, which must all be AcceptActionUsages.

Operations

triggerPayloadParameter() : ReferenceUsage [0..1]

Return the payloadParameter of the triggerAction of this TransitionUsage, if it has one.

```
body: if triggerAction->isEmpty() then null
else triggerAction->first().payloadParameter
endif
```

Constraints

checkTransitionUsageActionSpecialization

A composite TransitionUsage whose owningType is a ActionDefinition or ActionUsage, but *not* a StateDefinition or StateUsage, must directly or indirectly specialize the ActionUsage *Actions::Action::decisionTransitions* from the Systems Model Library.

```
isComposite and owningType <> null and
(owningType.oclIsKindOf(ActionDefinition) or
 owningType.oclIsKindOf(ActionUsage)) and
not (owningType.oclIsKindOf(StateDefinition) or
     owningType.oclIsKindOf(StateUsage)) implies
specializesFromLibrary('Actions::Action::decisionTransitions')
```

checkTransitionUsagePayloadSpecialization

If a TransitionUsage has a triggerAction, then the payload parameter of the TransitionUsage subsets the Feature chain of the triggerAction and its payloadParameter.

```
triggerAction->notEmpty() implies
let payloadParameter : Feature = inputParameter(2) in
payloadParameter <> null and
payloadParameter.subsetsChain(triggerAction->at(1), triggerPayloadParameter())
```

checkTransitionUsageSourceBindingConnector

A TransitionUsage must have an ownedMember that is a BindingConnector between its source and its first input parameter (which redefines *Actions::TransitionAction::transitionLinkSource*).

```
ownedMember->selectByKind(BindingConnector)->exists(b |
  b.relatedFeatures->includes(source) and
  b.relatedFeatures->includes(inputParameter(1)))
```

checkTransitionUsageSpecialization

A `TransitionUsage` must directly or indirectly specialize the `ActionUsage` `Actions::transitionActions` from the Systems Model Library.

```
specializesFromLibrary('Actions::transitionActions')
```

checkTransitionUsageStateSpecialization

A composite `TransitionUsage` whose `owningType` is a `StateDefinition` or `StateUsage` must directly or indirectly specialize the `ActionUsage` `States::State::stateTransitions` from the Systems Model Library.

```
isComposite and owningType <> null and
(owningType.ocIsKindOf(StateDefinition) or
owningType.ocIsKindOf(StateUsage)) implies
  specializesFromLibrary('States::State::stateTransitions')
```

checkTransitionUsageSuccessionBindingConnector

A `TransitionUsage` must have an `ownedMember` that is a `BindingConnector` between its succession and the inherited `Feature` `TransitionPerformances::TransitionPerformance::transitionLink`.

```
ownedMember->selectByKind(BindingConnector)->exists(b |
  b.relatedFeatures->includes(succession) and
  b.relatedFeatures->includes(resolveGlobal(
    'TransitionPerformances::TransitionPerformance::transitionLink')))
```

checkTransitionUsageSuccessionSourceSpecialization

The `sourceFeature` of the succession of a `TransitionUsage` must be the source of the `TransitionUsage` (i.e., the first `connectorEnd` of the succession must have a `ReferenceSubsetting` Relationship with the source).

```
succession.sourceFeature = source
```

checkTransitionUsageTransitionFeatureSpecialization

The `triggerActions`, `guardExpressions`, and `effectActions` of a `TransitionUsage` must specialize, respectively, the *accepter*, *guard*, and *effect* features of the `ActionUsage` `Actions::TransitionActions` from the Systems Model Library.

```
triggerAction->forall(specializesFromLibrary('Actions::TransitionAction::accepter') and
guardExpression->forall(specializesFromLibrary('Actions::TransitionAction::guard') and
effectAction->forall(specializesFromLibrary('Actions::TransitionAction::effect')))
```

deriveTransitionUsageEffectAction

The `effectActions` of a `TransitionUsage` are the `transitionFeatures` of the `ownedFeatureMemberships` of the `TransitionUsage` with `kind = effect`, which must all be `ActionUsages`.

```

triggerAction = ownedFeatureMembership->
  selectByKind(TransitionFeatureMembership)->
  select(kind = TransitionFeatureKind::trigger).transitionFeatures->
  selectByKind(AcceptActionUsage)

```

deriveTransitionUsageGuardExpression

The triggerActions of a TransitionUsage are the transitionFeatures of the ownedFeatureMemberships of the TransitionUsage with kind = trigger, which must all be Expressions.

```

guardExpression = ownedFeatureMembership->
  selectByKind(TransitionFeatureMembership)->
  select(kind = TransitionFeatureKind::trigger).transitionFeature->
  selectByKind(Expression)

```

deriveTransitionUsageSource

The source of a TransitionUsage is given by the memberElement of its first ownedMembership, which must be an ActionUsage.

```

source =
  if ownedMembership->isEmpty() then null
  else
    let member : Element =
      ownedMembership->at(1).memberElement in
    if not member.oclIsKindOf(ActionUsage) then null
    else member.oclAsKindOf(ActionUsage)
    endif
  endif

```

deriveTransitionUsageSuccession

The succession of a TransitionUsage is its first ownedMember that is a Succession.

```

succession = ownedMember->selectByKind(Succession)->at(1)

```

deriveTransitionUsageTarget

The target of a TransitionUsage is given by the targetFeature of its succession, which must be an ActionUsage.

```

target =
  if succession.targetFeature->isEmpty() then null
  else
    let targetFeature : Feature =
      succession.targetFeature->at(1) in
    if not targetFeature.oclIsKindOf(ActionUsage) then null
    else targetFeature.oclAsType(ActionUsage)
    endif
  endif

```

deriveTransitionUsageTriggerAction

The triggerActions of a TransitionUsage are the transitionFeatures of the ownedFeatureMemberships of the TransitionUsage with kind = trigger, which must all be AcceptActionUsages.

```

triggerAction = ownedFeatureMembership->
  selectByKind(TransitionFeatureMembership)->
  select(kind = TransitionFeatureKind::trigger).transitionFeature->
  selectByKind(AcceptActionUsage)

```

validateTransitionUsageParameters

A TransitionUsage must have at least one owned input parameter and, if it has a triggerAction, it must have at least two.

```

if triggerAction->isEmpty() then
  inputParameters()->size() >= 1
else
  inputParameters()->size() >= 2
endif

```

validateTransitionUsageSuccession

A TransitionUsage must have an ownedMember that is a Succession with a ActionUsage as its targetFeature.

```

let successions : Sequence(Successions) =
  ownedMember->selectByKind(Succession) in
successions->notEmpty() and
successions->at(1).targetFeature->
  forAll(oclIsKindOf(ActionUsage))

```

8.3.18 Calculations Abstract Syntax

8.3.18.1 Overview

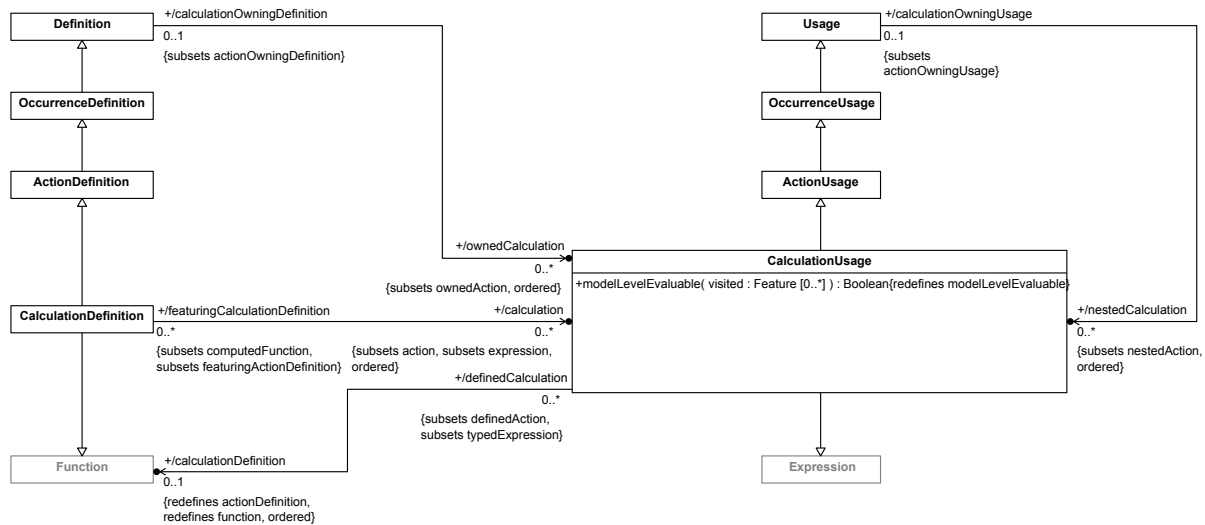


Figure 33. Calculation Definition and Usage

8.3.18.2 CalculationDefinition

Description

A CalculationDefinition is an ActionDefinition that also defines a Function producing a result.

General Classes

ActionDefinition
Function

Attributes

/calculation : CalculationUsage [0..*] {subsets action, expression, ordered}

The actions of this CalculationDefinition that are CalculationUsages.

Operations

None.

Constraints

checkCalculationDefinitionSpecialization

A CalculationDefinition must directly or indirectly specialize the CalculationDefinition *Calculations::Calculation* from the Systems Model Library.

specializesFromLibrary('Calculations::Calculation')

deriveCalculationUsageCalculation

The calculations of a CalculationDefinition are those of its actions that are CalculationUsages.

calculation = action->selectByKind(CalculationUsage)

8.3.18.3 CalculationUsage

Description

A CalculationUsage is an ActionUsage that is also an Expression, and, so, is typed by a Function. Nominally, if the type is a CalculationDefinition, a CalculationUsage is a Usage of that CalculationDefinition within a system. However, other kinds of kernel Functions are also allowed, to permit use of Functions from the Kernel Model Libraries.

General Classes

Expression
ActionUsage

Attributes

/calculationDefinition : Function [0..1] {redefines function, actionDefinition, ordered}

The Function that is the type of this CalculationUsage. Nominally, this would be a CalculationDefinition, but a kernel Function is also allowed, to permit use of Functions from the Kernel Model Libraries.

Operations

modelLevelEvaluable(visited : Feature [0..*]) : Boolean {redefines modelLevelEvaluable}

A CalculationUsage is not model-level evaluable.

body: false

Constraints

checkCalculationUsageSpecialization

A CalculationUsage must specialize directly or indirectly the CalculationUsage Calculations::calculations from the Systems Model Library.

specializesFromLibrary('Calculations::calculations')

checkCalculationUsageSubcalculationSpecialization

```
owningType <> null and
(owningType.oclIsKindOf(CalculationDefinition) or
owningType.oclIsKindOf(CalculationUsage)) implies
specializesFromLibrary('Calculations::Calculation::subcalculations')
```

8.3.19 Constraints Abstract Syntax

8.3.19.1 Overview

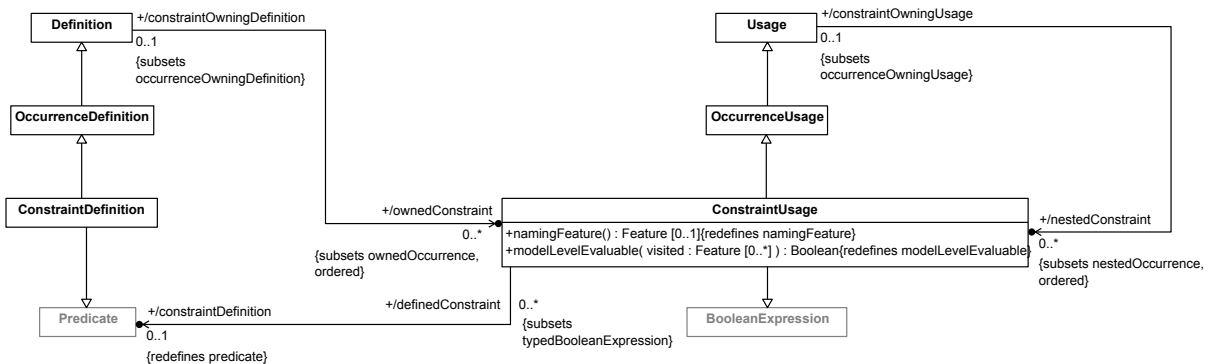


Figure 34. Constraint Definition and Usage

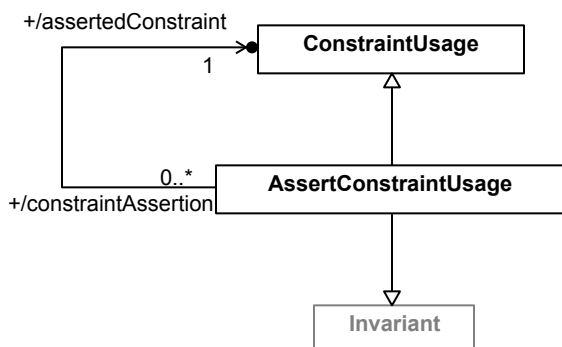


Figure 35. Asserted Constraints

8.3.19.2 AssertConstraintUsage

[SYSML2-28](#): Validation constraints are missing in the SysML abstract syntax

Description

An `AssertConstraintUsage` is a `ConstraintUsage` that is also an `Invariant` and, so, is asserted to be true (by default). Unless it is the `AssertConstraintUsage` itself, the asserted `ConstraintUsage` is related to the `AssertConstraintUsage` by a `ReferenceSubsetting` Relationship.

General Classes

`Invariant`
`ConstraintUsage`

Attributes

`/assertedConstraint` : `ConstraintUsage`

The `ConstraintUsage` to be performed by the `AssertConstraintUsage`. It is the `referenceFeature` of the `ownedReferenceSubsetting` for the `AssertConstraintUsage`, if there is one, and, otherwise, the `AssertConstraintUsage` itself.

Operations

None.

Constraints

`checkAssertConstraintUsageSpecialization`

If a `AssertConstraintUsage` is negated, then it must directly or indirectly specialize the `ConstraintUsage` `Constraints::negatedConstraints`. Otherwise, it must directly or indirectly specialize the `ConstraintUsage` `Constraints::assertedConstraints`.

```
if isNegated then
    specializesFromLibrary('Constraints::negatedConstraints')
else
    specializesFromLibrary('Constraints::assertedConstraints')
endif
```

`deriveAssertConstraintUsageAssertedConstraint`

If an `AssertConstraintUsage` has no `ownedReferenceSubsetting`, then its `assertedConstraint` is the `AssertConstraintUsage` itself. Otherwise, the `assertedConstraint` is the `referencedFeature` of the `ownedReferenceSubsetting`, which must be a `ConstraintUsage`.

```
assertedConstraint =
    if ownedReferenceSubsetting = null then self
    else ownedReferenceSubsetting.referencedFeature.oclAsType(ConstraintUsage)
endif
```

`validateAssertConstraintUsageReference`

If an `AssertConstraintUsage` has an `ownedReferenceSubsetting`, then its `referencedFeature` must be a `ConstraintUsage`.

```
ownedReferenceSubsetting <> null implies
    ownedReferenceSubsetting.referencedFeature.oclIsKindOf(ConstraintUsage)
```


8.3.19.3 ConstraintDefinition

Description

A `ConstraintDefinition` is an `OccurrenceDefinition` that is also a `Predicate` that defines a constraint that may be asserted to hold on a system or part of a system.

General Classes

`OccurrenceDefinition`
`Predicate`

Attributes

None.

Operations

None.

Constraints

`checkConstraintDefinitionSpecialization`

A `ConstraintDefinition` must directly or indirectly specialize the base `ConstraintDefinition` `Constraints::ConstraintCheck` from the Systems Model Library.

```
specializesFromLibrary('Constraints::ConstraintCheck')
```

8.3.19.4 ConstraintUsage

[SYSML2-356](#): The OCL for the body of `ConstraintUsage::namingFeature` is incorrect

Description

A `ConstraintUsage` is an `OccurrenceUsage` that is also a `BooleanExpression`, and, so, is typed by a `Predicate`. Nominally, if the type is a `ConstraintDefinition`, a `ConstraintUsage` is a `Usage` of that `ConstraintDefinition`. However, other kinds of kernel `Predicates` are also allowed, to permit use of `Predicates` from the Kernel Model Libraries.

General Classes

`OccurrenceUsage`
`BooleanExpression`

Attributes

```
/constraintDefinition : Predicate [0..1] {redefines predicate}
```

The (single) `Predicate` that is the type of this `ConstraintUsage`. Nominally, this will be a `ConstraintDefinition`, but other kinds of `Predicates` are also allowed, to permit use of `Predicates` from the Kernel Model Libraries.

Operations

```
modelLevelEvaluable(visited : Feature [0..*]) : Boolean {redefines modelLevelEvaluable}
```

A ConstraintUsage is not model-level evaluable.

```
body: false
```

```
namingFeature() : Feature [0..1] {redefines namingFeature}
```

The naming Feature of a ConstraintUsage that is owned by a RequirementConstraintMembership and has an ownedReferenceSubsetting is the referencedFeature of that ownedReferenceSubsetting.

```
body: if owningFeatureMembership <> null and
owningFeatureMembership.oclIsKindOf(RequirementConstraintMembership) and
ownedReferenceSubsetting <> null then
    ownedReferenceSubsetting.referencedFeature
else
    self.oclAsType(OccurrenceUsage).namingFeature()
endif
```

Constraints

checkConstraintUsageCheckedConstraintSpecialization

A ConstraintUsage whose owningType is an ItemDefinition or ItemUsage must directly or indirectly specialize the ConstraintUsage Items::Item::checkedConstraints.

```
owningType <> null and
(owningType.oclIsKindOf(ItemDefinition) or
owningType.oclIsKindOf(ItemUsage)) implies
    specializesFromLibrary('Items::Item::checkedConstraints')
```

checkConstraintUsageRequirementConstraintSpecialization

A ConstraintUsage whose owningFeatureMembership is a RequirementConstraintMembership must directly or indirectly specialize on the ConstraintUsages assumptions or constraints from the ConstraintDefinition Requirements::RequirementCheck in the Systems Model Library, depending on whether the kind of the RequirementConstraintMembership is assumption or requirement, respectively.

```
owningFeatureMembership <> null and
owningFeatureMembership.oclIsKindOf(RequirementConstraintMembership) implies
    if owningFeatureMembership.oclAsType(RequirementConstraintMembership).kind =
        RequirementConstraintKind::assumption then
        specializesFromLibrary('Requirements::RequirementCheck::assumptions')
    else
        specializesFromLibrary('Requirements::RequirementCheck::constraints')
    endif
```

checkConstraintUsageSpecialization

A ConstraintUsage must directly or indirectly specialize the base ConstraintUsage Constraints::constraintChecks from the Systems Model Library.

```
specializesFromLibrary('Constraints::constraintChecks')
```

8.3.20 Requirements Abstract Syntax

8.3.20.1 Overview

SysML2-553: checkRequirementUsageObjectiveRedefinition is incorrect

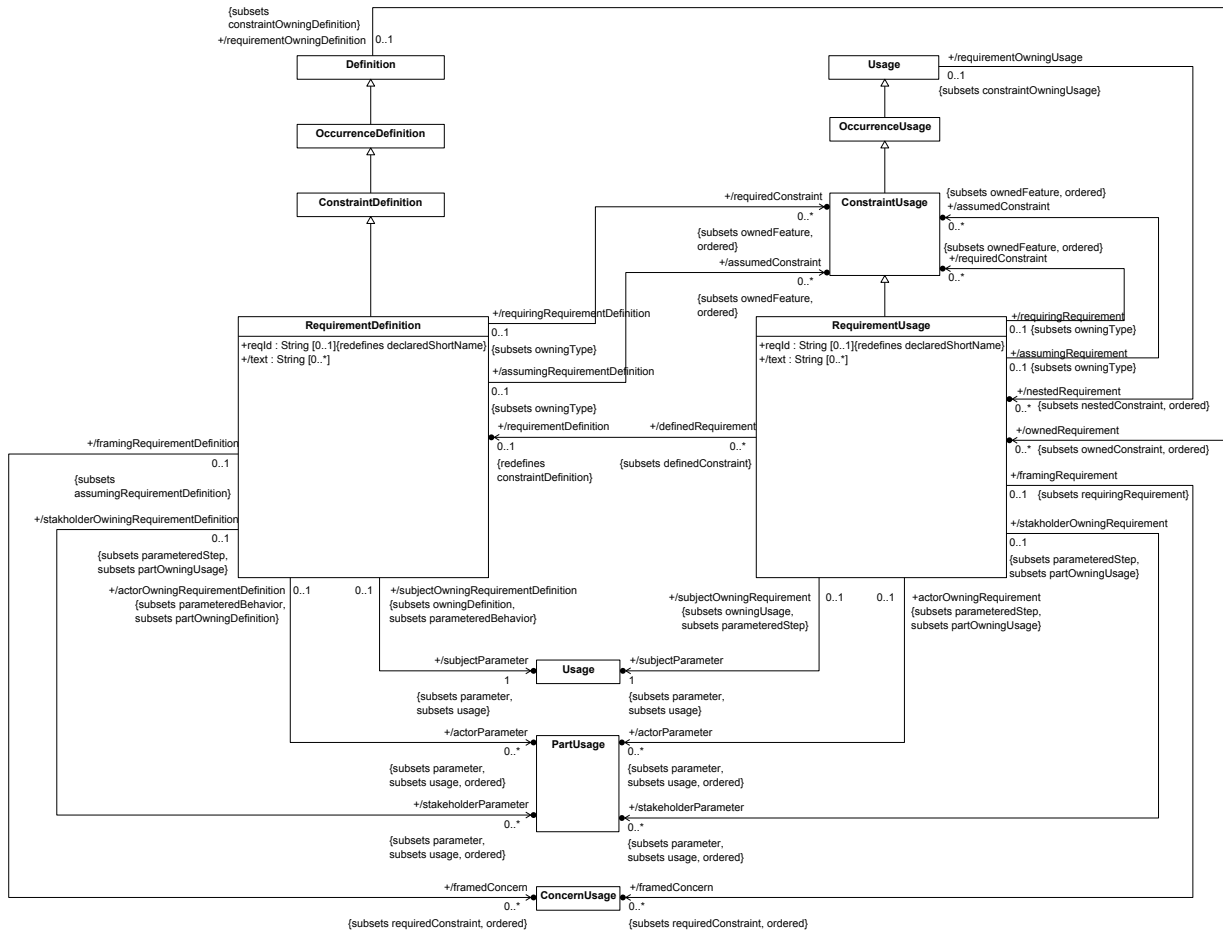


Figure 36. Requirement Definition and Usage

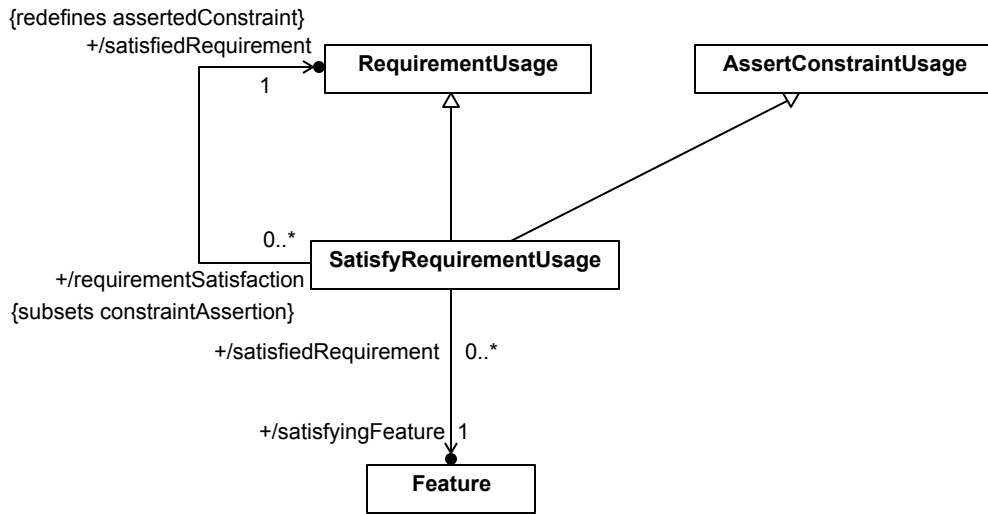


Figure 37. Satisfied Requirements

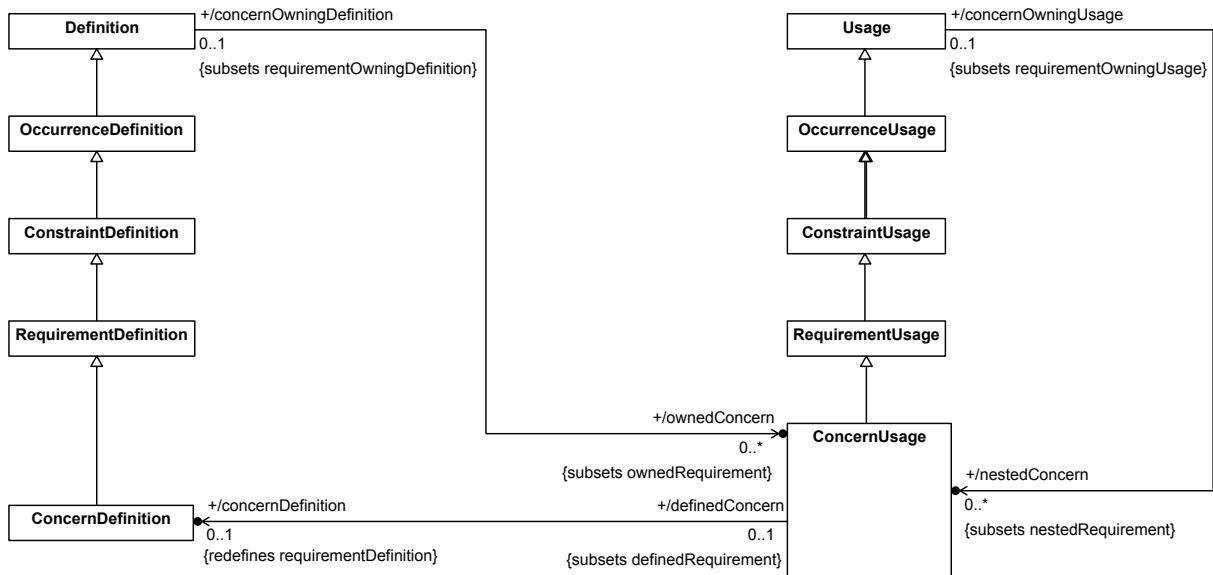


Figure 38. Concern Definition and Usage

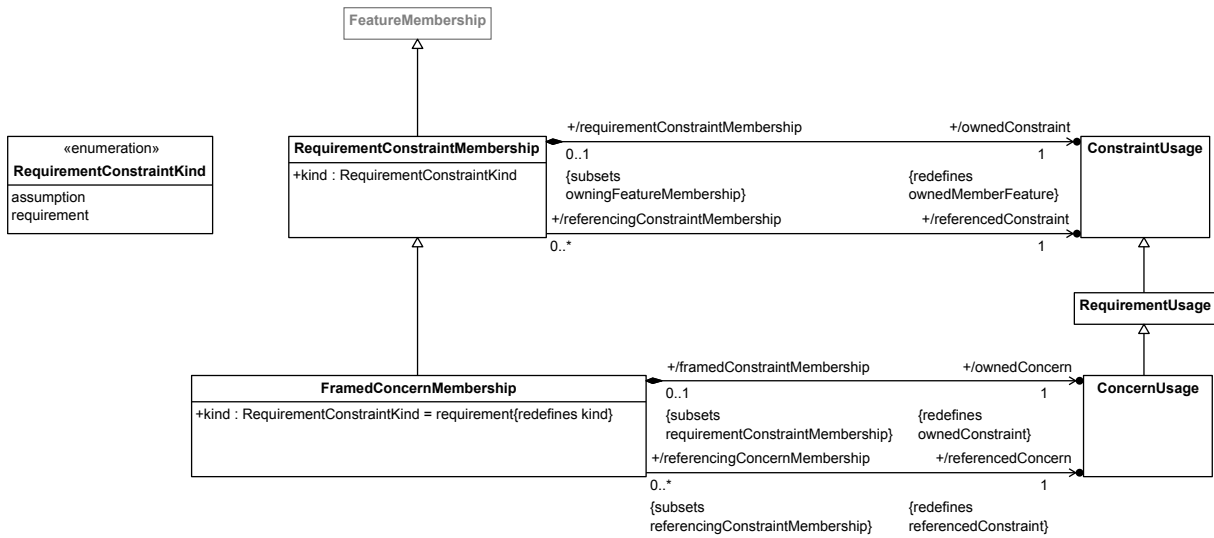


Figure 39. Requirement Constraint Membership

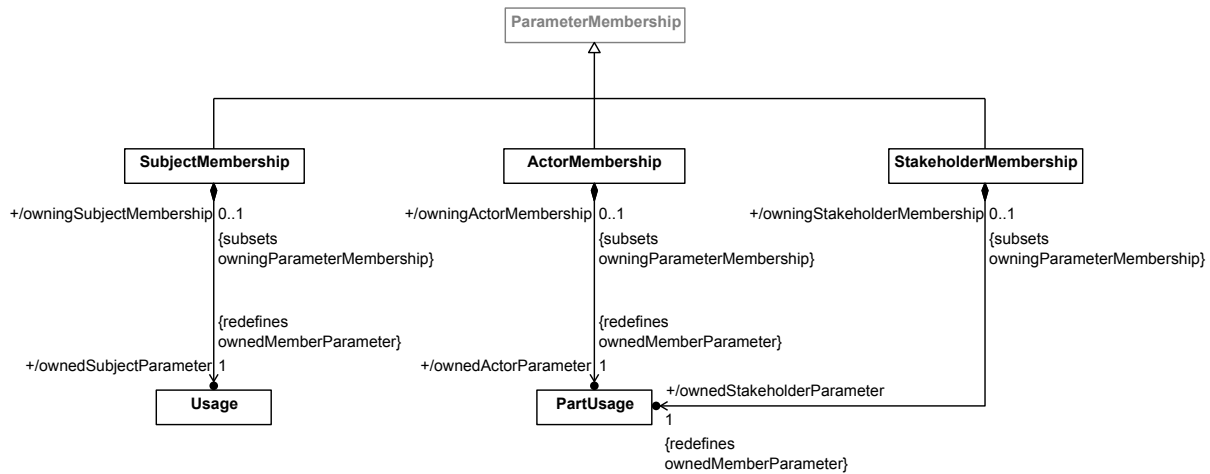


Figure 40. Requirement Parameter Memberships

8.3.20.2 ActorMembership

Description

An ActorMembership is a ParameterMembership that identifies a PartUsage as an actor parameter, which specifies a role played by an external entity in interaction with the owningType of the ActorMembership.

General Classes

ParameterMembership

Attributes

/ownedActorParameter : PartUsage {redefines ownedMemberParameter}

The PartUsage specifying the actor.

Operations

None.

Constraints

validateActorMembershipOwningType

The `owningType` of an `ActorMembership` must be a `RequirementDefinition`, `RequirementUsage`, `CaseDefinition`, or `CaseUsage`.

```
owningType.ocIsKindOf(RequirementUsage) or  
owningType.ocIsKindOf(RequirementDefinition) or  
owningType.ocIsKindOf(CaseDefinition) or  
owningType.ocIsKindOf(CaseUsage)
```

8.3.20.3 ConcernDefinition

Description

A `ConcernDefinition` is a `RequirementDefinition` that one or more stakeholders may be interested in having addressed. These stakeholders are identified by the `ownedStakeholders` of the `ConcernDefinition`.

General Classes

`RequirementDefinition`

Attributes

None.

Operations

None.

Constraints

checkConcernDefinitionSpecialization

A `ConcernDefinition` must directly or indirectly specialize the base `ConcernDefinition` `Requirements::ConcernCheck` from the Systems Model Library.

```
specializesFromLibrary('Requirements::ConcernCheck')
```

8.3.20.4 ConcernUsage

Description

A `ConcernUsage` is a `Usage` of a `ConcernDefinition`.

The `ownedStakeholder` features of the `ConcernUsage` shall all subset the `ConcernCheck::concernedStakeholders` feature. If the `ConcernUsage` is an `ownedFeature` of a `StakeholderDefinition` or `StakeholderUsage`, then the `ConcernUsage` shall have an `ownedStakeholder` feature that is bound to the `self` feature of its owner.

General Classes

RequirementUsage

Attributes

/concernDefinition : ConcernDefinition [0..1] {redefines requirementDefinition}

The ConcernDefinition that is the single type of this ConcernUsage.

Operations

None.

Constraints

checkConcernUsageFramedConcernSpecialization

If a ConcernUsage is owned via a FramedConcernMembership, then it must directly or indirectly specialize the ConcernUsage *Requirements::RequirementCheck::concerns* from the Systems Model Library.

```
owningFeatureMembership <> null and  
owningFeatureMembership.oclIsKindOf(FramedConcernMembership) implies  
    specializesFromLibrary('Requirements::RequirementCheck::concerns')
```

checkConcernUsageSpecialization

A ConcernUsage must directly or indirectly specialize the base ConcernUsage *Requirements::concernChecks* from the Systems Model Library.

```
specializesFromLibrary('Requirements::concernChecks')
```

8.3.20.5 FramedConcernMembership

[SYSML2-296](#): **validateFramedConcernUsageConstraintKind constraint is misnamed**

Description

A FramedConcernMembership is a RequirementConstraintMembership for a framed ConcernUsage of a RequirementDefinition or RequirementUsage.

General Classes

RequirementConstraintMembership

Attributes

kind : RequirementConstraintKind {redefines kind}

The kind of an FramedConcernMembership must be requirement.

/ownedConcern : ConcernUsage {redefines ownedConstraint}

The ConcernUsage that is the ownedConstraint of this FramedConcernMembership.

/referencedConcern : ConcernUsage {redefines referencedConstraint}

The ConcernUsage that is referenced through this FramedConcernMembership. It is the referencedConstraint of the FramedConcernMembership considered as a RequirementConstraintMembership, which must be a ConcernUsage.

Operations

None.

Constraints

validateFramedConcernMembershipConstraintKind

A FramedConcernMembership must have kind = requirement.

kind = RequirementConstraintKind::requirement

8.3.20.6 RequirementConstraintKind

Description

A RequirementConstraintKind indicates whether a ConstraintUsage is an assumption or a requirement in a RequirementDefinition or RequirementUsage.

General Classes

None.

Literal Values

assumption

Indicates that a member ConstraintUsage of a RequirementDefinition or RequirementUsage represents an assumption.

requirement

Indicates that a member ConstraintUsage of a RequirementDefinition or RequirementUsage represents a requirement.

8.3.20.7 RequirementConstraintMembership

Description

A RequirementConstraintMembership is a FeatureMembership for an assumed or required ConstraintUsage of a RequirementDefinition or RequirementUsage.

General Classes

FeatureMembership

Attributes

kind : RequirementConstraintKind

Whether the `RequirementConstraintMembership` is for an assumed or required `ConstraintUsage`.

```
/ownedConstraint : ConstraintUsage {redefines ownedMemberFeature}
```

The `ConstraintUsage` that is the `ownedMemberFeature` of this `RequirementConstraintMembership`.

```
/referencedConstraint : ConstraintUsage
```

The `ConstraintUsage` that is referenced through this `RequirementConstraintMembership`. It is the `referencedFeature` of the `ownedReferenceSubsetting` of the `ownedConstraint`, if there is one, and, otherwise, the `ownedConstraint` itself.

Operations

None.

Constraints

`deriveRequirementConstraintMembershipReferencedConstraint`

The `referencedConstraint` of a `RequirementConstraintMembership` is the `referencedFeature` of the `ownedReferenceSubsetting` of the `ownedConstraint`, if there is one, and, otherwise, the `ownedConstraint` itself.

```
referencedConstraint =  
  let reference : ReferenceSubsetting =  
    ownedConstraint.ownedReferenceSubsetting in  
  if reference = null then ownedConstraint  
  else if not reference.referencedFeature.oclIsKindOf(ConstraintUsage) then null  
  else reference.referencedFeature.oclAsType(ConstraintUsage)  
  endif endif
```

`validateRequirementConstraintMembershipIsComposite`

The `ownedConstraint` of a `RequirementConstraintMembership` must be composite.

```
ownedConstraint.isComposite
```

`validateRequirementConstraintMembershipOwningType`

The `owningType` of a `RequirementConstraintMembership` must be a `RequirementDefinition` or a `RequirementUsage`.

```
owningType.oclIsKindOf(RequirementDefinition) or  
owningType.oclIsKindOf(RequirementUsage)
```

8.3.20.8 RequirementDefinition

[SYSML2-553](#): **checkRequirementUsageObjectiveRedefinition is incorrect**

Description

A `RequirementDefinition` is a `ConstraintDefinition` that defines a requirement used in the context of a specification as a constraint that a valid solution must satisfy. The specification is relative to a specified subject, possibly in collaboration with one or more external actors.

General Classes

ConstraintDefinition

Attributes

/actorParameter : PartUsage [0..*] {subsets usage, parameter, ordered}

The parameters of this RequirementDefinition that represent actors involved in the requirement.

/assumedConstraint : ConstraintUsage [0..*] {subsets ownedFeature, ordered}

The owned ConstraintUsages that represent assumptions of this RequirementDefinition, which are the ownedConstraints of the RequirementConstraintMemberships of the RequirementDefinition with kind = assumption.

/framedConcern : ConcernUsage [0..*] {subsets requiredConstraint, ordered}

The ConcernUsages framed by this RequirementDefinition, which are the ownedConcerns of all FramedConcernMemberships of the RequirementDefinition.

reqId : String [0..1] {redefines declaredShortName}

An optional modeler-specified identifier for this RequirementDefinition (used, e.g., to link it to an original requirement text in some source document), which is the declaredShortName for the RequirementDefinition.

/requiredConstraint : ConstraintUsage [0..*] {subsets ownedFeature, ordered}

The owned ConstraintUsages that represent requirements of this RequirementDefinition, derived as the ownedConstraints of the RequirementConstraintMemberships of the RequirementDefinition with kind = requirement.

/stakeholderParameter : PartUsage [0..*] {subsets parameter, usage, ordered}

The parameters of this RequirementDefinition that represent stakeholders for th requirement.

/subjectParameter : Usage {subsets parameter, usage}

The parameter of this RequirementDefinition that represents its subject.

/text : String [0..*]

An optional textual statement of the requirement represented by this RequirementDefinition, derived from the bodies of the documentation of the RequirementDefinition.

Operations

None.

Constraints

checkRequirementDefinitionSpecialization

A `RequirementDefinition` must directly or indirectly specialize the base `RequirementDefinition` `Requirements::RequirementCheck` from the Systems Model Library.

```
specializesFromLibrary('Requirements::RequirementCheck')
```

deriveRequirementDefinitionActorParameter

The `actorParameters` of a `RequirementDefinition` are the `ownedActorParameters` of the `ActorMemberships` of the `RequirementDefinition`.

```
actorParameter = featureMembership->
  selectByKind(ActorMembership).
  ownedActorParameter
```

deriveRequirementDefinitionAssumedConstraint

The `assumedConstraints` of a `RequirementDefinition` are the `ownedConstraints` of the `RequirementConstraintMemberships` of the `RequirementDefinition` with `kind = assumption`.

```
assumedConstraint = ownedFeatureMembership->
  selectByKind(RequirementConstraintMembership)->
  select(kind = RequirementConstraintKind::assumption).
  ownedConstraint
```

deriveRequirementDefinitionFramedConcern

The `framedConcerns` of a `RequirementDefinition` are the `ownedConcerns` of the `FramedConcernMemberships` of the `RequirementDefinition`.

```
framedConcern = featureMembership->
  selectByKind(FramedConcernMembership).
  ownedConcern
```

deriveRequirementDefinitionRequiredConstraint

The `requiredConstraints` of a `RequirementDefinition` are the `ownedConstraints` of the `RequirementConstraintMemberships` of the `RequirementDefinition` with `kind = requirement`.

```
requiredConstraint = ownedFeatureMembership->
  selectByKind(RequirementConstraintMembership)->
  select(kind = RequirementConstraintKind::requirement).
  ownedConstraint
```

deriveRequirementDefinitionStakeholderParameter

The `stakeholderParameters` of a `RequirementDefinition` are the `ownedStakeholderParameters` of the `StakeholderMemberships` of the `RequirementDefinition`.

```
stakeholderParameter = featureMembership->
  selectByKind(StakeholderMembership).
  ownedStakeholderParameter
```

deriveRequirementDefinitionSubjectParameter

The `subjectParameter` of a `RequirementDefinition` is the `ownedSubjectParameter` of its `SubjectMembership` (if any).

```

subjectParameter =
  let subjects : OrderedSet(SubjectMembership) =
    featureMembership->selectByKind(SubjectMembership) in
  if subjects->isEmpty() then null
  else subjects->first().ownedSubjectParameter
endif

```

deriveRequirementDefinitionText

The texts of a RequirementDefinition are the bodies of the documentation of the RequirementDefinition.

```
text = documentation.body
```

validateRequirementDefinitionOnlyOneSubject

A RequirementDefinition must have at most one featureMembership that is a SubjectMembership.

```

featureMembership->
  selectByKind(SubjectMembership) ->
  size() <= 1

```

validateRequirementDefinitionSubjectParameterPosition

The subjectParameter of a RequirementDefinition must be its first input.

```
input->notEmpty() and input->first() = subjectParameter
```

8.3.20.9 RequirementUsage

[SYSML2-553](#): **checkRequirementUsageObjectiveRedefinition is incorrect**

Description

A RequirementUsage is a Usage of a RequirementDefinition.

General Classes

ConstraintUsage

Attributes

```
/actorParameter : PartUsage [0..*] {subsets usage, parameter, ordered}
```

The parameters of this RequirementUsage that represent actors involved in the requirement.

```
/assumedConstraint : ConstraintUsage [0..*] {subsets ownedFeature, ordered}
```

The owned ConstraintUsages that represent assumptions of this RequirementUsage, derived as the ownedConstraints of the RequirementConstraintMemberships of the RequirementUsage with kind = assumption.

```
/framedConcern : ConcernUsage [0..*] {subsets requiredConstraint, ordered}
```

The ConcernUsages framed by this RequirementUsage, which are the ownedConcerns of all FramedConcernMemberships of the RequirementUsage.

reqId : String [0..1] {redefines declaredShortName}

An optional modeler-specified identifier for this RequirementUsage (used, e.g., to link it to an original requirement text in some source document), which is the declaredShortName for the RequirementUsage.

/requiredConstraint : ConstraintUsage [0..*] {subsets ownedFeature, ordered}

The owned ConstraintUsages that represent requirements of this RequirementUsage, which are the ownedConstraints of the RequirementConstraintMemberships of the RequirementUsage with kind = requirement.

/requirementDefinition : RequirementDefinition [0..1] {redefines constraintDefinition}

The RequirementDefinition that is the single definition of this RequirementUsage.

/stakeholderParameter : PartUsage [0..*] {subsets parameter, usage, ordered}

The parameters of this RequirementUsage that represent stakeholders for the requirement.

/subjectParameter : Usage {subsets parameter, usage}

The parameter of this RequirementUsage that represents its subject.

/text : String [0..*]

An optional textual statement of the requirement represented by this RequirementUsage, derived from the bodies of the documentation of the RequirementUsage.

Operations

None.

Constraints

checkRequirementUsageObjectiveRedefinition

A RequirementUsage whose owningFeatureMembership is a ObjectiveMembership must redefine the objectiveRequirement of each CaseDefinition or CaseUsage that is specialized by the owningType of the RequirementUsage.

```
owningfeatureMembership <> null and
owningfeatureMembership.ocIsKindOf(ObjectiveMembership) implies
  owningType.ownedSpecialization.general->forall(gen |
    (gen.ocIsKindOf(CaseDefinition) implies
      redefines(gen.ocAsType(CaseDefinition).objectiveRequirement)) and
    (gen.ocIsKindOf(CaseUsage) implies
      redefines(gen.ocAsType(CaseUsage).objectiveRequirement))
```

checkRequirementUsageRequirementVerificationSpecialization

A RequirementUsage whose owningFeatureMembership is a RequirementVerificationMembership must directly or indirectly specialize the RequirementUsage

VerificationCases::VerificationCase::obj::requirementVerifications.

```
owningFeatureMembership <> null and
owningFeatureMembership.oclIsKindOf(RequirementVerificationMembership) implies
    specializesFromLibrary('VerificationCases::VerificationCase::obj::requirementVerifications')
```

checkRequirementUsageSpecialization

A `RequirementUsage` must directly or indirectly specialize the base `RequirementUsage` `Requirements::requirementChecks` from the Systems Model Library.

```
specializesFromLibrary('Requirements::requirementChecks')
```

checkRequirementUsageSubrequirementSpecialization

A composite `RequirementUsage` whose `owningType` is a `RequirementDefinition` or `RequirementUsage` must directly or indirectly specialize the `RequirementUsage` `Requirements::RequirementCheck::subrequirements` from the Systems Model Library.

```
isComposite and owningType <> null and
    (owningType.oclIsKindOf(RequirementDefinition) or
     owningType.oclIsKindOf(RequirementUsage)) implies
    specializesFromLibrary('Requirements::RequirementCheck::subrequirements')
```

deriveRequirementUsageActorParameter

The `actorParameters` of a `RequirementUsage` are the `ownedActorParameters` of the `ActorMemberships` of the `RequirementUsage`.

```
actorParameter = featureMembership->
    selectByKind(ActorMembership).
    ownedActorParameter
```

deriveRequirementUsageAssumedConstraint

The `assumedConstraints` of a `RequirementUsage` are the `ownedConstraints` of the `RequirementConstraintMemberships` of the `RequirementDefinition` with `kind = assumption`.

```
assumedConstraint = ownedFeatureMembership->
    selectByKind(RequirementConstraintMembership)->
    select(kind = RequirementConstraintKind::assumption).
    ownedConstraint
```

deriveRequirementUsageFramedConcern

The `framedConcerns` of a `RequirementUsage` are the `ownedConcerns` of the `FramedConcernMemberships` of the `RequirementUsage`.

```
framedConcern = featureMembership->
    selectByKind(FramedConcernMembership).
    ownedConcern
```

deriveRequirementUsageRequiredConstraint

The `requiredConstraints` of a `RequirementUsage` are the `ownedConstraints` of the `RequirementConstraintMemberships` of the `RequirementUsage` with `kind = requirement`.

```

requiredConstraint = ownedFeatureMembership->
  selectByKind(RequirementConstraintMembership)->
  select(kind = RequirementConstraintKind::requirement).
  ownedConstraint

```

deriveRequirementUsageStakeholderParameter

The stakeHolderParameters of a RequirementUsage are the ownedStakeholderParameters of the StakeholderMemberships of the RequirementUsage.

```

stakeholderParameter = featureMembership->
  selectByKind(AStakeholderMembership).
  ownedStakeholderParameter

```

deriveRequirementUsageSubjectParameter

The subjectParameter of a RequirementUsage is the ownedSubjectParameter of its SubjectMembership (if any).

```

subjectParameter =
  let subjects : OrderedSet(SubjectMembership) =
    featureMembership->selectByKind(SubjectMembership) in
  if subjects->isEmpty() then null
  else subjects->first().ownedSubjectParameter
endif

```

deriveRequirementUsageText

The texts of a RequirementUsage are the bodies of the documentation of the RequirementUsage.

```

text = documentation.body

```

validateRequirementUsageOnlyOneSubject

A RequirementDefinition must have at most one featureMembership that is a SubjectMembership.

```

featureMembership->
  selectByKind(SubjectMembership)->
  size() <= 1

```

validateRequirementUsageSubjectParameterPosition

The subjectParameter of a RequirementUsage must be its first input.

```

input->notEmpty() and input->first() = subjectParameter

```

8.3.20.10 SatisfyRequirementUsage

[SYSML2-28](#): Validation constraints are missing in the SysML abstract syntax

Description

A SatisfyRequirementUsage is an AssertConstraintUsage that asserts, by default, that a satisfied RequirementUsage is true for a specific satisfyingFeature, or, if isNegated = true, that the RequirementUsage is false. The satisfied RequirementUsage is related to the SatisfyRequirementUsage by a ReferenceSubsetting Relationship.

General Classes

AssertConstraintUsage
RequirementUsage

Attributes

/satisfiedRequirement : RequirementUsage {redefines assertedConstraint}

The RequirementUsage that is satisfied by the satisfyingSubject of this SatisfyRequirementUsage. It is the assertedConstraint of the SatisfyRequirementUsage considered as an AssertConstraintUsage, which must be a RequirementUsage.

/satisfyingFeature : Feature

The Feature that represents the actual subject that is asserted to satisfy the satisfiedRequirement. The satisfyingFeature is bound to the subjectParameter of the SatisfyRequirementUsage.

Operations

None.

Constraints

checkSatisfyRequirementUsageBindingConnector

A SatisfyRequirementUsage must have exactly one ownedMember that is a BindingConnector between its subjectParameter and some Feature other than the subjectParameter.

```
ownedMember->selectByKind(BindingConnector)->
  select(b |
    b.relatedElement->includes(subjectParameter) and
    b.relatedElement->exists(r | r <> subjectParameter))->
  size() = 1
```

deriveSatisfyRequirementUsageSatisfyingFeature

The satisfyingFeature of a SatisfyRequirementUsage is the Feature to which the subjectParameter is bound.

```
satisfyingFeature =
  let bindings: BindingConnector = ownedMember->
    selectByKind(BindingConnector)->
    select(b | b.relatedElement->includes(subjectParameter)) in
  if bindings->isEmpty() or
    bindings->first().relatedElement->exists(r | r <> subjectParameter)
  then null
  else bindings->first().relatedElement->any(r | r <> subjectParameter)
  endif
```

validateSatisfyRequirementUsageReference

If a SatisfyRequirementUsage has an ownedReferenceSubsetting, then its referencedFeature must be a RequirementUsage.

ownedReferenceSubsetting <> null implies
ownedReferenceSubsetting.referencedFeature.oclIsKindOf(RequirementUsage)

8.3.20.11 SubjectMembership

Description

A SubjectMembership is a ParameterMembership that indicates that its ownedSubjectParameter is the subject of its owningType. The owningType of a SubjectMembership must be a RequirementDefinition, RequirementUsage, CaseDefinition, or CaseUsage.

General Classes

ParameterMembership

Attributes

/ownedSubjectParameter : Usage {redefines ownedMemberParameter}

The UsageownedMemberParameter of this SubjectMembership.

Operations

None.

Constraints

validateSubjectMembershipOwningType

The owningType of a SubjectMembership must be a RequirementDefinition, RequirementUsage, CaseDefinition, or CaseUsage.

```
owningType.oclIsType(RequirementDefinition) or  
owningType.oclIsType(RequiremenCaseRequirementDefinition) or  
owningType.oclIsType(CaseDefinition) or  
owningType.oclIsType(CaseUsage)
```

8.3.20.12 StakeholderMembership

Description

A StakeholderMembership is a ParameterMembership that identifies a PartUsage as a stakeholderParameter of a RequirementDefinition or RequirementUsage, which specifies a role played by an entity with concerns framed by the owningType.

General Classes

ParameterMembership

Attributes

/ownedStakeholderParameter : PartUsage {redefines ownedMemberParameter}

The PartUsage specifying the stakeholder.

Operations

None.

Constraints

validateStakeholderMembershipOwningType

The owningType of a StakeholderMembership must be a RequirementDefinition or RequirementUsage.

```
owningType.ocIsKindOf(RequirementUsage) or
owningType.ocIsKindOf(RequirementDefinition)
```

8.3.21 Cases Abstract Syntax

8.3.21.1 Overview

[SYSML2-553](#): checkRequirementUsageObjectiveRedefinition is incorrect

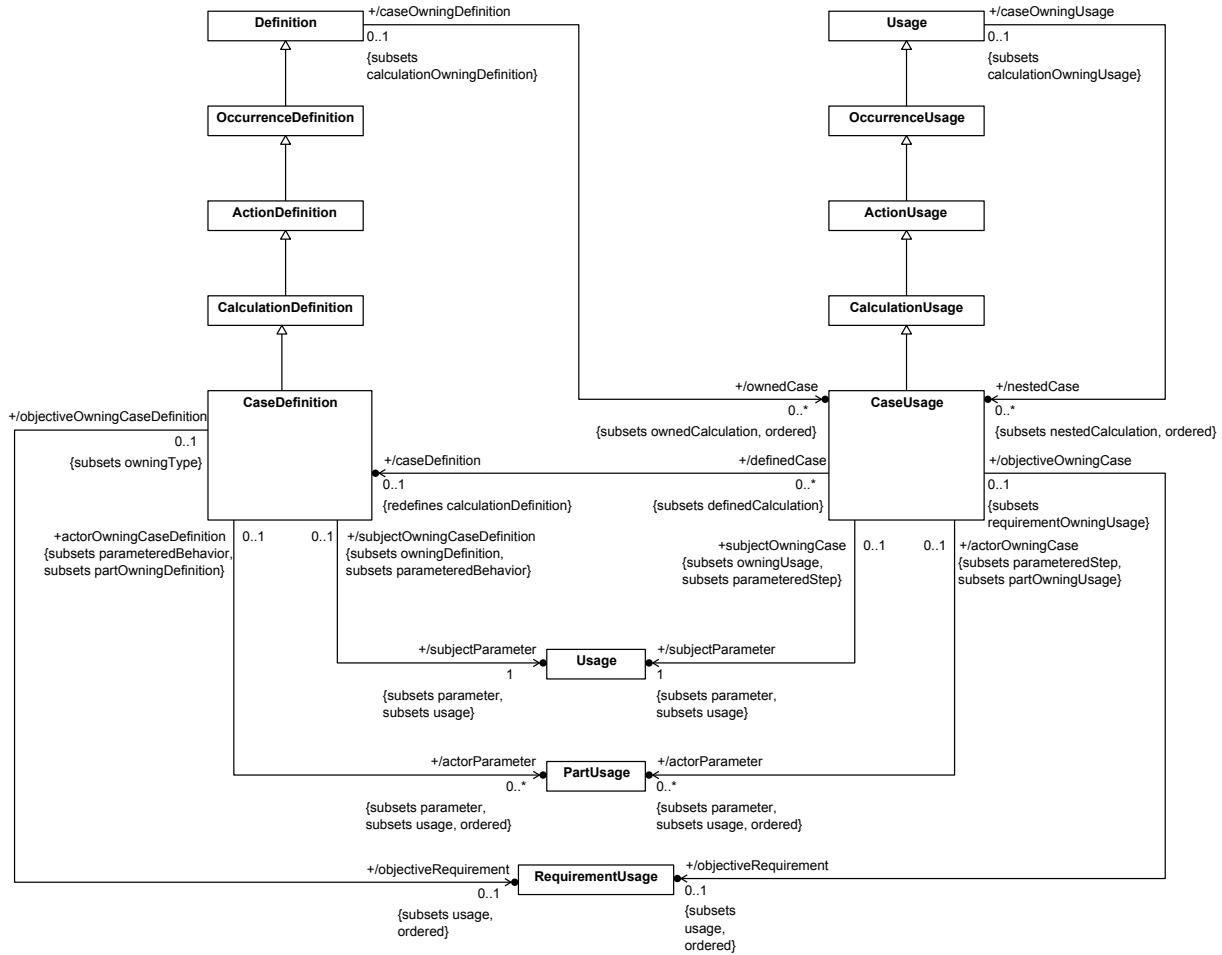


Figure 41. Case Definition and Usage

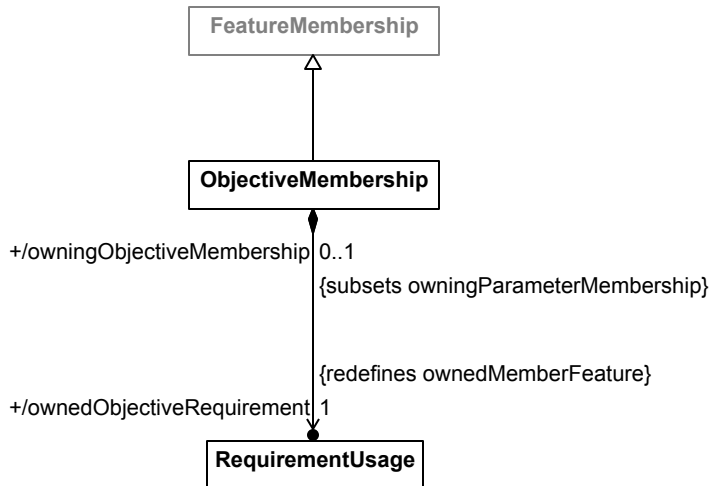


Figure 42. Case Membership

8.3.21.2 CaseDefinition

[SYSML2-553](#): **checkRequirementUsageObjectiveRedefinition is incorrect**

Description

A `CaseDefinition` is a `CalculationDefinition` for a process, often involving collecting evidence or data, relative to a subject, possibly involving the collaboration of one or more other actors, producing a result that meets an objective.

General Classes

`CalculationDefinition`

Attributes

`/actorParameter` : `PartUsage` [0..*] {subsets parameter, usage, ordered}

The parameters of this `CaseDefinition` that represent actors involved in the case.

`/objectiveRequirement` : `RequirementUsage` [0..1] {subsets usage, ordered}

The `RequirementUsage` representing the objective of this `CaseDefinition`.

`/subjectParameter` : `Usage` {subsets parameter, usage}

The parameter of this `CaseDefinition` that represents its subject.

Operations

None.

Constraints

`checkCaseDefinitionSpecialization`

A `CaseDefinition` must directly or indirectly specialize the base `CaseDefinition Cases::Case>` from the Systems Model Library.

```
specializesFromLibrary('Cases::Case')
```

`deriveCaseDefinitionActorParameter`

The `actorParameters` of a `CaseDefinition` are the `ownedActorParameters` of the `ActorMemberships` of the `CaseDefinition`.

```
actorParameter = featureMembership->
  selectByKind(ActorMembership) .
  ownedActorParameter
```

`deriveCaseDefinitionObjectiveRequirement`

The `objectiveRequirement` of a `CaseDefinition` is the `ownedObjectiveRequirement` of its `ObjectiveMembership`, if any.

```
objectiveRequirement =
  let objectives: OrderedSet(RequirementUsage) =
    featureMembership->
      selectByKind(ObjectiveMembership) .
      ownedRequirement in
  if objectives->isEmpty() then null
  else objectives->first().ownedObjectiveRequirement
endif
```

`deriveCaseDefinitionSubjectParameter`

The `subjectParameter` of a `CaseDefinition` is the `ownedSubjectParameter` of its `SubjectMembership` (if any).

```
subjectParameter =
  let subjectMems : OrderedSet(SubjectMembership) =
    featureMembership->selectByKind(SubjectMembership) in
  if subjectMems->isEmpty() then null
  else subjectMems->first().ownedSubjectParameter
endif
```

`validateCaseDefinitionOnlyOneObjective`

A `CaseDefinition` must have at most one `featureMembership` that is a `ObjectiveMembership`.

```
featureMembership->
  selectByKind(ObjectiveMembership)->
  size() <= 1
```

`validateCaseDefinitionOnlyOneSubject`

A `CaseDefinition` must have at most one `featureMembership` that is a `SubjectMembership`.

```
featureMembership->selectByKind(SubjectMembership)->size() <= 1
```

`validateCaseDefinitionSubjectParameterPosition`

The `subjectParameter` of a `CaseDefinition` must be its first input.

```
input->notEmpty() and input->first() = subjectParameter
```

8.3.21.3 CaseUsage

[SYSML2-553](#): **checkRequirementUsageObjectiveRedefinition is incorrect**
[SYSML2-210](#): **OCL errors in specialization constraints**

Description

A CaseUsage is a Usage of a CaseDefinition.

General Classes

CalculationUsage

Attributes

/actorParameter : PartUsage [0..*] {subsets parameter, usage, ordered}

The parameters of this CaseUsage that represent actors involved in the case.

/caseDefinition : CaseDefinition [0..1] {redefines calculationDefinition}

The CaseDefinition that is the type of this CaseUsage.

/objectiveRequirement : RequirementUsage [0..1] {subsets usage, ordered}

The RequirementUsage representing the objective of this CaseUsage.

/subjectParameter : Usage {subsets parameter, usage}

The parameter of this CaseUsage that represents its subject.

Operations

None.

Constraints

checkCaseUsageSpecialization

A CaseUsage must directly or indirectly specialize the base CaseUsage *Cases::cases* from the Systems Model Library.

```
specializesFromLibrary('Cases::cases')
```

checkCaseUsageSubcaseSpecialization

A composite CaseUsage whose owningType is a CaseDefinition or CaseUsage must directly or indirectly specialize the CaseUsage *Cases::Case::subcases*.

```
isComposite and owningType <> null and  
  (owningType.oclIsKindOf(CaseDefinition) or  
   owningType.oclIsKindOf(CaseUsage)) implies  
  specializesFromLibrary('Cases::Case::subcases')
```

deriveCaseUsageActorParameter

The actorParameters of a CaseUsage are the ownedActorParameters of the ActorMemberships of the CaseUsage.

```
actorParameter = featureMembership->
  selectByKind(ActorMembership) .
  ownedActorParameter
```

deriveCaseUsageObjectiveRequirement

The objectiveRequirement of a CaseUsage is the RequirementUsage it owns via an ObjectiveMembership, if any.

```
objectiveRequirement =
  let objectives: OrderedSet(RequirementUsage) =
    featureMembership->
      selectByKind(ObjectiveMembership) .
      ownedRequirement in
  if objectives->isEmpty() then null
  else objectives->first().ownedObjectiveRequirement
  endif
```

deriveCaseUsageSubjectParameter

The subjectParameter of a CaseUsage is the ownedSubjectParameter of its SubjectMembership (if any).

```
subjectParameter =
  let subjects : OrderedSet(SubjectMembership) =
    featureMembership->selectByKind(SubjectMembership) in
  if subjects->isEmpty() then null
  else subjects->first().ownedSubjectParameter
  endif
```

validateCaseUsageOnlyOneObjective

A CaseUsage must have at most one featureMembership that is a ObjectiveMembership.

```
featureMembership->
  selectByKind(ObjectiveMembership) ->
  size() <= 1
```

validateCaseUsageOnlyOneSubject

A CaseUsage must have at most one featureMembership that is a SubjectMembership.

```
featureMembership->
  selectByKind(SubjectMembership) ->
  size() <= 1
```

validateCaseUsageSubjectParameterPosition

The subjectParameter of a CaseUsage must be its first input.

```
input->notEmpty() and input->first() = subjectParameter
```

8.3.21.4 ObjectiveMembership

Description

An `ObjectiveMembership` is a `FeatureMembership` that indicates that its `ownedObjectiveRequirement` is the objective `RequirementUsage` for its `owningType`, which must be a `CaseDefinition` or `CaseUsage`.

General Classes

`FeatureMembership`

Attributes

`/ownedObjectiveRequirement : RequirementUsage {redefines ownedMemberFeature}`

The `RequirementUsage` that is the `ownedMemberFeature` of this `RequirementUsage`.

Operations

None.

Constraints

`validateObjectiveMembershipIsComposite`

The `ownedObjectiveRequirement` of an `ObjectiveMembership` must be composite.

`ownedObjectiveRequirement.isComposite`

`validateObjectiveMembershipOwningType`

The `owningType` of an `ObjectiveMembership` must be a `CaseDefinition` or `CaseUsage`.

`owningType.oclIsType(CaseDefinition) or
owningType.oclIsType(CaseUsage)`

8.3.22 Analysis Cases Abstract Syntax

8.3.22.1 Overview

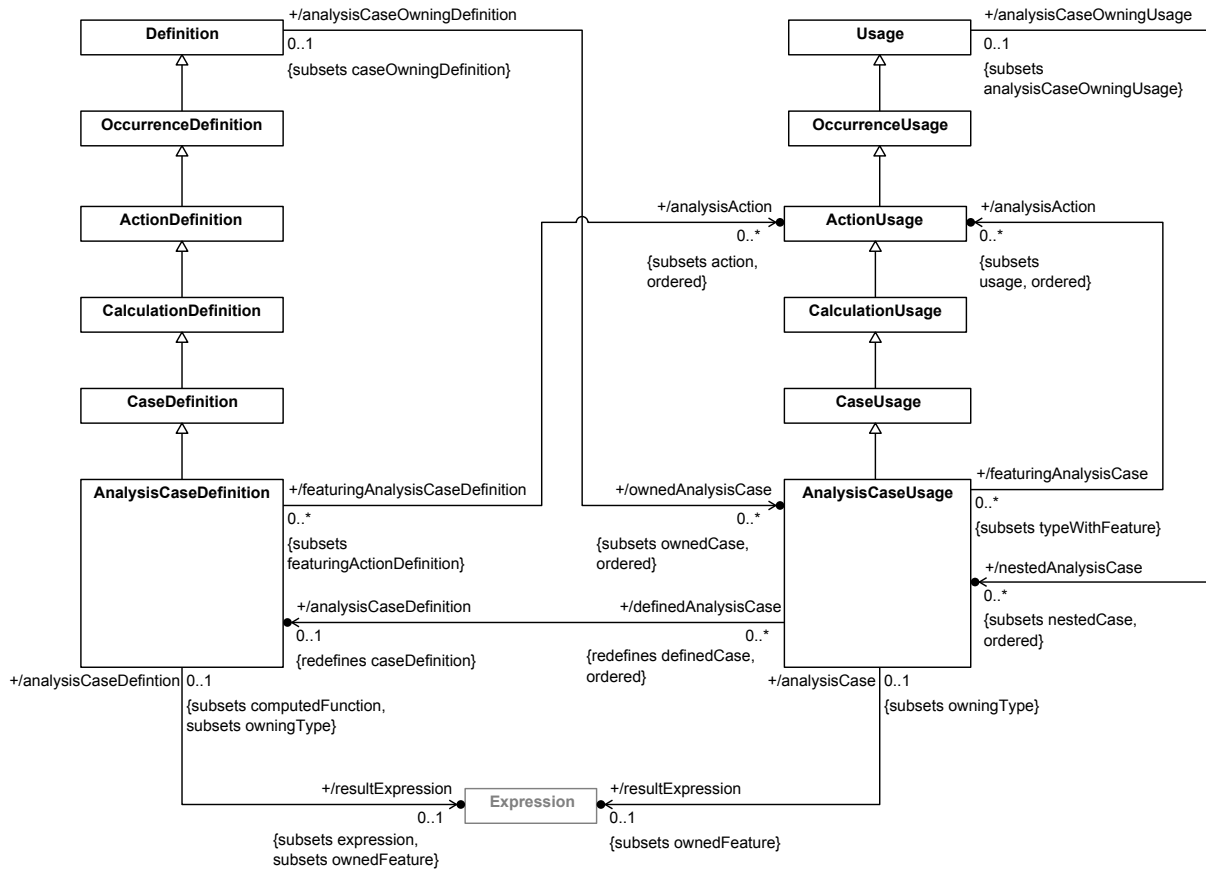


Figure 43. Analysis Case Definition and Usage

8.3.22.2 AnalysisCaseDefinition

Description

An `AnalysisCaseDefinition` is a `CaseDefinition` for the case of carrying out an analysis.

General Classes

`CaseDefinition`

Attributes

`/analysisAction : ActionUsage [0..*] {subsets action, ordered}`

The composite actions of the `AnalysisCaseDefinition` that are defined as `AnalysisActions`.

`/resultExpression : Expression [0..1] {subsets expression, ownedFeature}`

An `Expression` used to compute the result of the `AnalysisCaseDefinition`, owned via a `ResultExpressionMembership`.

Operations

None.

Constraints

checkAnalysisCaseDefinitionSpecialization

An `AnalysisCaseDefinition` must directly or indirectly specialize the base `AnalysisCaseDefinition` `AnalysisCases::AnalysisCase` from the Systems Model Library.

```
specializesFromLibrary('AnalysisCases::AnalysisCase')
```

deriveAnalysisCaseDefinitionAnalysisAction

The `analysisActions` of a `AnalysisCaseDefinition` are all its actions that directly or indirectly specialize `AnalysisCases::AnalysisAction`.

```
analysisAction = action->select(  
    isComposite and  
    specializes('AnalysisCases::AnalysisAction'))
```

deriveAnalysisCaseDefinitionResultExpression

The `resultExpression` of a `AnalysisCaseDefinition` is the `ownedResultExpression` of its `ResultExpressionMembership`, if any.

```
resultExpression =  
    let results : OrderedSet(ResultExpressionMembership) =  
        featureMembersip->  
            selectByKind(ResultExpressionMembership) in  
    if results->isEmpty() then null  
    else results->first().ownedResultExpression  
endif
```

8.3.22.3 AnalysisCaseUsage

Description

An `AnalysisCaseUsage` is a `Usage` of an `AnalysisCaseDefinition`.

General Classes

`CaseUsage`

Attributes

`/analysisAction : ActionUsage [0..*] {subsets usage, ordered}`

The composite usages of the `AnalysisCaseUsage` that are defined as `AnalysisActions`.

`/analysisCaseDefinition : AnalysisCaseDefinition [0..1] {redefines caseDefinition}`

The `AnalysisCaseDefinition` that is the definition of this `AnalysisCaseUsage`.

`/resultExpression : Expression [0..1] {subsets ownedFeature}`

An `Expression` used to compute the result of the `AnalysisCaseUsage`, owned via a `ResultExpressionMembership`.

Operations

None.

Constraints

checkAnalysisCaseUsageSpecialization

An `AnalysisCaseUsage` must directly or indirectly specialize the base `AnalysisCaseUsage` `AnalysisCases::analysisCases` from the Systems Model Library.

```
specializesFromLibrary('AnalysisCases::analysisCases')
```

checkAnalysisCaseUsageSubAnalysisCaseSpecialization

A composite `AnalysisCaseUsage` whose `owningType` is an `AnalysisCaseDefinition` or `AnalysisCaseUsage` must specialize the `AnalysisCaseUsage` `AnalysisCases::AnalysisCase::subAnalysisCases` from the Systems Model Library.

```
isComposite and owningType <> null and  
  (owningType.oclIsKindOf(AnalysisCaseDefinition) or  
   owningType.oclIsKindOf(AnalysisCaseUsage)) implies  
  specializesFromLibrary('AnalysisCases::AnalysisCase::subAnalysisCases')
```

deriveAnalysisCaseUsageAnalysisAction

The `analysisActions` of a `AnalysisCaseUsage` are all its actions that directly or indirectly specialize `AnalysisCases::AnalysisAction`.

```
analysisAction = usage->select(  
  isComposite and  
  specializes('AnalysisCases::AnalysisAction'))
```

deriveAnalysisCaseUsageResultExpression

The `resultExpression` of a `AnalysisCaseUsage` is the `ownedResultExpression` of its `ResultExpressionMembership`, if any.

```
resultExpression =  
  let results : OrderedSet(ResultExpressionMembership) =  
    featureMembersip->  
      selectByKind(ResultExpressionMembership) in  
    if results->isEmpty() then null  
    else results->first().ownedResultExpression  
  endif
```

8.3.23 Verification Cases Abstract Syntax

8.3.23.1 Overview

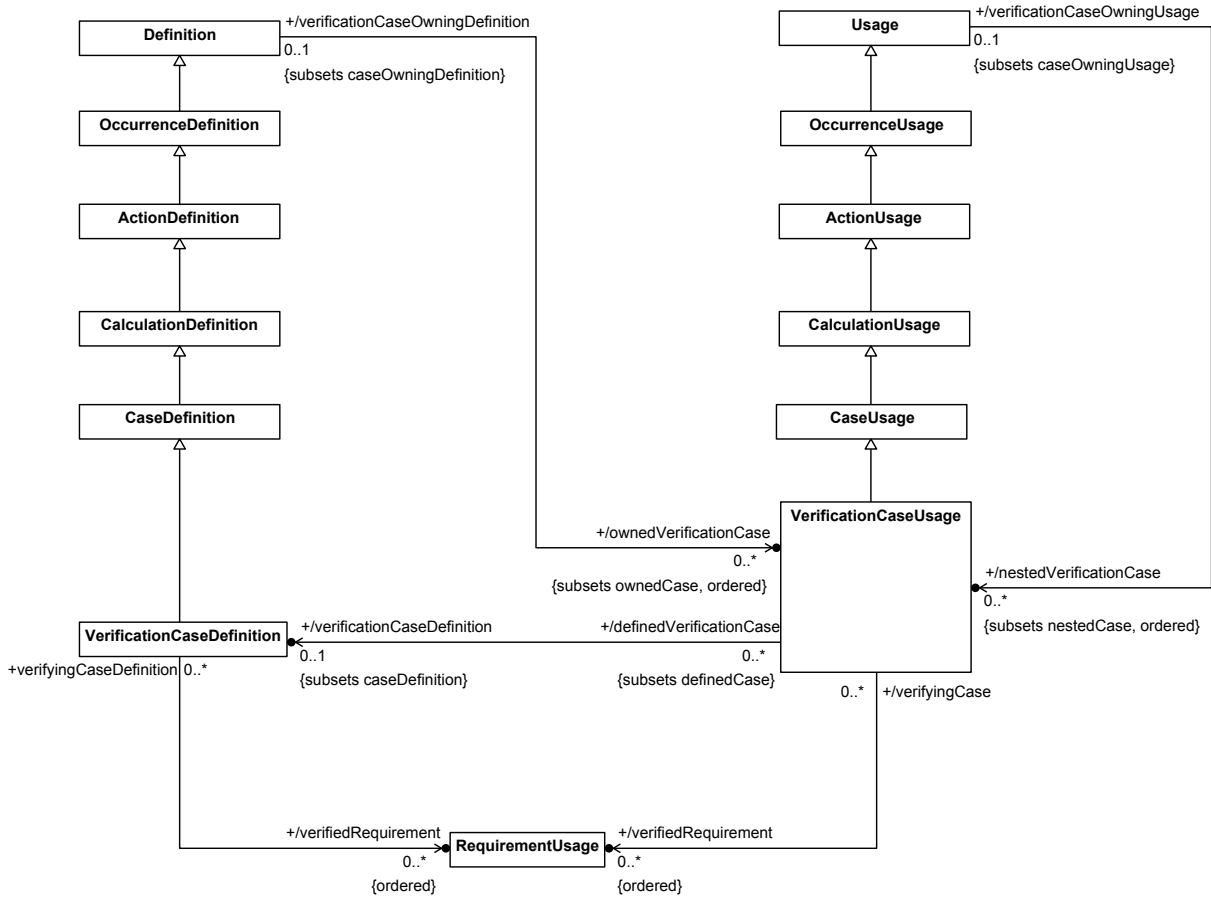


Figure 44. Verification Case Definition and Usage

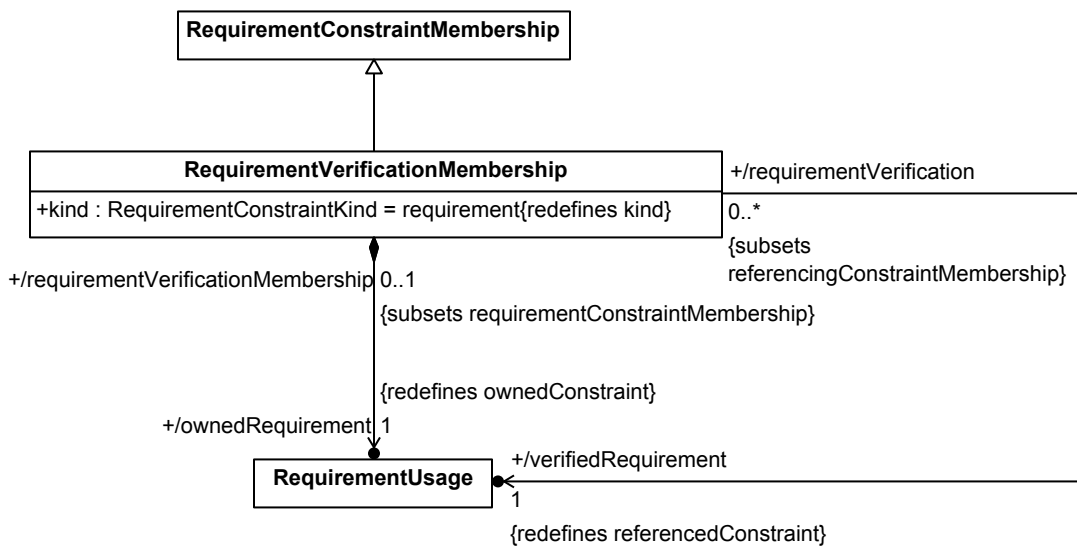


Figure 45. Verification Membership

8.3.23.2 RequirementVerificationMembership

Description

A `RequirementVerificationMembership` is a `RequirementConstraintMembership` used in the objective of a `VerificationCase` to identify a `RequirementUsage` that is verified by the `VerificationCase`.

General Classes

`RequirementConstraintMembership`

Attributes

`kind` : `RequirementConstraintKind` {redefines `kind`}

The `kind` of a `RequirementVerificationMembership` must be `requirement`.

`/ownedRequirement` : `RequirementUsage` {redefines `ownedConstraint`}

The `owned RequirementUsage` that acts as the `ownedConstraint` for this `RequirementVerificationMembership`. This will either be the `verifiedRequirement`, or it will subset the `verifiedRequirement`.

`/verifiedRequirement` : `RequirementUsage` {redefines `referencedConstraint`}

The `RequirementUsage` that is identified as being verified. It is the `referencedConstraint` of the `RequirementVerificationMembership` considered as a `RequirementConstraintMembership`, which must be a `RequirementUsage`.

Operations

None.

Constraints

`validateRequirementVerificationMembershipKind`

A `RequirementVerificationMembership` must have `kind = requirement`.

`kind = RequirementConstraintKind::requirement`

`validateRequirementVerificationMembershipOwningType`

The `owningType` of a `RequirementVerificationMembership` must a `RequirementUsage` that is owned by an `ObjectiveMembership`.

`owningType.oclIsKindOf(RequirementUsage)` and
`owningType.owningFeatureMembership <> null` and
`owningType.owningFeatureMembership.oclIsKindOf(ObjectiveMembership)`

8.3.23.3 VerificationCaseDefinition

Description

A `VerificationCaseDefinition` is a `CaseDefinition` for the purpose of verification of the subject of the case against its requirements.

General Classes

CaseDefinition

Attributes

/verifiedRequirement : RequirementUsage [0..*] {ordered}

The RequirementUsages verified by this VerificationCaseDefinition, which are the verifiedRequirements of all RequirementVerificationMemberships of the objectiveRequirement.

Operations

None.

Constraints

checkVerificationCaseSpecialization

A VerificationCaseDefinition must directly or indirectly specialize the base VerificationCaseDefinition *VerificationCases::VerificationCase* from the Systems Model Library.

specializesFromLibrary('VerificationCases::VerificationCase')

deriveVerificationCaseDefinitionVerifiedRequirement

The verifiedRequirements of a VerificationCaseDefinition are the verifiedRequirements of its RequirementVerificationMemberships.

```
verifiedRequirement =  
  if objectiveRequirement = null then OrderedSet{}  
  else  
    objectiveRequirement.featureMembership->  
      selectByKind(RequirementVerificationMembership).  
      verifiedRequirement->asOrderedSet()  
  endif
```

8.3.23.4 VerificationCaseUsage

[SYSML2-210: OCL errors in specialization constraints](#)

Description

A VerificationCaseUsage is a Usage of a VerificationCaseDefinition.

General Classes

CaseUsage

Attributes

/verificationCaseDefinition : VerificationCaseDefinition [0..1] {subsets caseDefinition}

The VerificationCase that is the definition of this VerificationCaseUsage.

```
/verifiedRequirement : RequirementUsage [0..*] {ordered}
```

The RequirementUsages verified by this VerificationCaseUsage, which are the verifiedRequirements of all RequirementVerificationMemberships of the objectiveRequirement.

Operations

None.

Constraints

checkVerificationCaseUsageSpecialization

A VerificationCaseUsage must subset, directly or indirectly, the base VerificationCaseUsage *VerificationCases::verificationCases* from the Systems Model Library.

```
specializesFromLibrary('VerificationCases::verificationCases')
```

checkVerificationCaseUsageSubVerificationCaseSpecialization

If it is composite and owned by a VerificationCaseDefinition or VerificationCaseUsage, then it must specialize VerificationCaseUsage

```
VerificationCases::VerificationCase::subVerificationCases.
```

```
isComposite and owningType <> null and  
  (owningType.oclIsKindOf(VerificationCaseDefinition) or  
   owningType.oclIsKindOf(VerificationCaseUsage)) implies  
  specializesFromLibrary('VerificationCases::VerificationCase::subVerificationCases')
```

deriveVerificationCaseUsageVerifiedRequirement

The verifiedRequirements of a VerificationCaseUsage are the verifiedRequirements of its RequirementVerificationMemberships.

```
verifiedRequirement =  
  if objectiveRequirement = null then OrderedSet{}  
  else  
    objectiveRequirement.featureMembership->  
      selectByKind(RequirementVerificationMembership).  
      verifiedRequirement->asOrderedSet()  
  endif
```

8.3.24 Use Cases Abstract Syntax

8.3.24.1 Overview

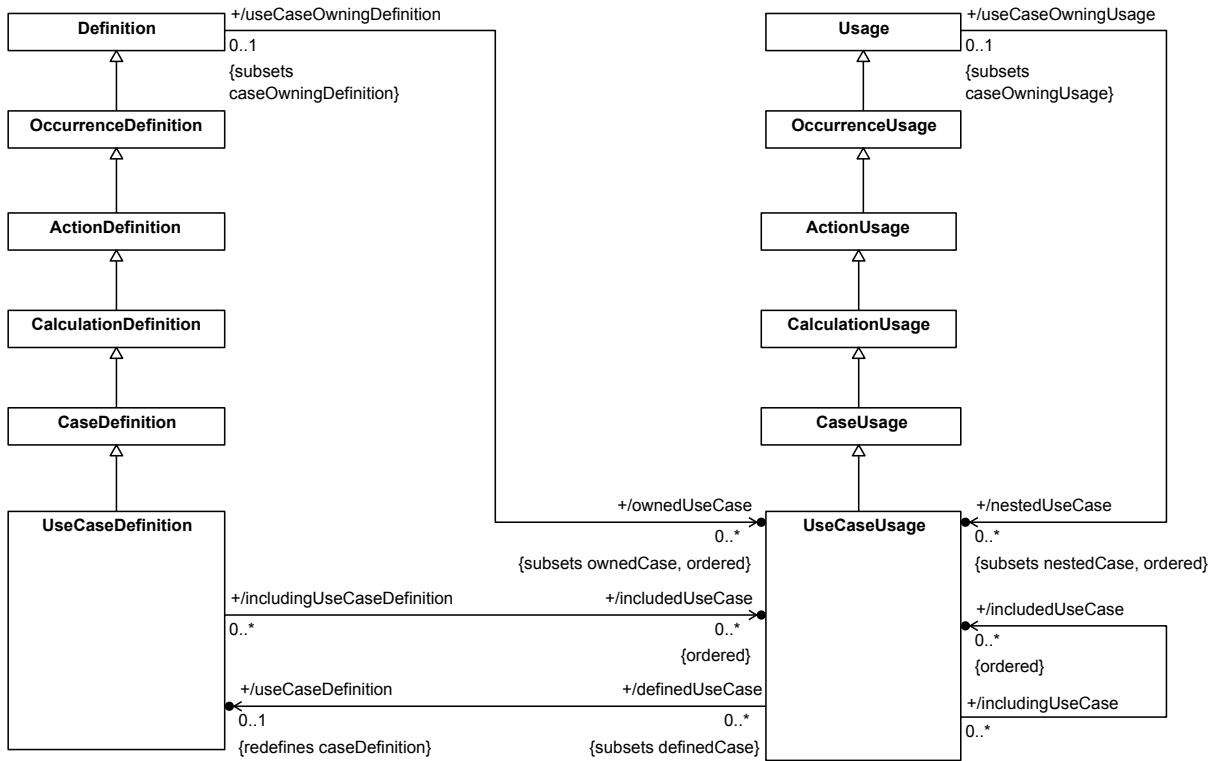


Figure 46. Use Case Definition and Usage

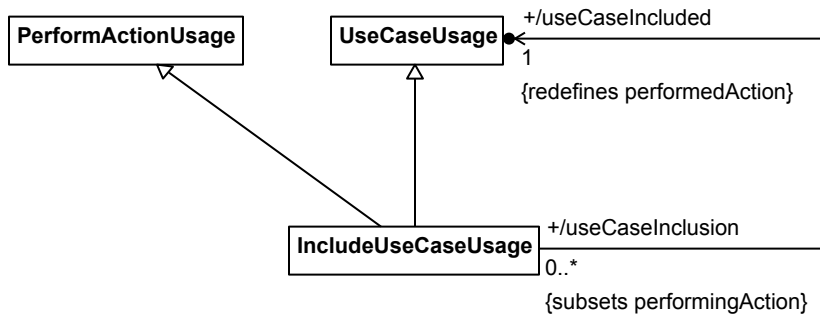


Figure 47. Included Use Case

8.3.24.2 IncludeUseCaseUsage

SysML2-28: Validation constraints are missing in the SysML abstract syntax

Description

An `IncludeUseCaseUsage` is a `UseCaseUsage` that represents the inclusion of a `UseCaseUsage` by a `UseCaseDefinition` or `UseCaseUsage`. Unless it is the `IncludeUseCaseUsage` itself, the `UseCaseUsage` to be included is related to the `includedUseCase` by a `ReferenceSubsetting` Relationship. An `IncludeUseCaseUsage` is also a `PerformActionUsage`, with its `useCaseIncluded` as the `performedAction`.

General Classes

`PerformActionUsage`

UseCaseUsage

Attributes

/useCaseIncluded : UseCaseUsage {redefines performedAction}

The UseCaseUsage to be included by this IncludeUseCaseUsage. It is the performedAction of the IncludeUseCaseUsage considered as a PerformActionUsage, which must be a UseCaseUsage.

Operations

None.

Constraints

checkIncludeUseCaseSpecialization

A IncludeUseCaseUsage whose owningType is a UseCaseDefinition or UseCaseUsage must directly or indirectly specialize the UseCaseUsage UseCases::UseCase::includedUseCases from the Systems Model Library.

```
owningType <> null and
(owningType.ocIsKindOf(UseCaseDefinition) or
 owningType.ocIsKindOf(UseCaseUsage) implies
  specializesFromLibrary('UseCases::UseCase::includedUseCases')
```

validateIncludeUseCaseUsageReference

If an IncludeUseCaseUsage has an ownedReferenceSubsetting, then its referencedFeature must be a UseCaseUsage.

```
ownedReferenceSubsetting <> null implies
  ownedReferenceSubsetting.referencedFeature.ocIsKindOf(UseCaseUsage)
```

8.3.24.3 UseCaseDefinition

Description

A UseCaseDefinition is a CaseDefinition that specifies a set of actions performed by its subject, in interaction with one or more actors external to the subject. The objective is to yield an observable result that is of value to one or more of the actors.

General Classes

CaseDefinition

Attributes

/includedUseCase : UseCaseUsage [0..*] {ordered}

The UseCaseUsages that are included by this UseCaseDefinition, which are the useCaseIncluded of the IncludeUseCaseUsages owned by this UseCaseDefinition.

Operations

None.

Constraints

checkUseCaseDefinitionSpecialization

A *UseCaseDefinition* must directly or indirectly specializes the base *UseCaseDefinition UseCases::UseCase* from the Systems Model Library.

```
specializesFromLibrary('UseCases::UseCase')
```

deriveUseCaseDefinitionIncludedUseCase

The *includedUseCases* of a *UseCaseDefinition* are the *useCaseIncluded*s of the *IncludeUseCaseUsage*s owned by the *UseCaseDefinition*.

```
includedUseCase = ownedUseCase->  
  selectByKind(IncludeUseCaseUsage).  
  useCaseIncluded
```

8.3.24.4 UseCaseUsage

Description

A *UseCaseUsage* is a *Usage* of a *UseCaseDefinition*.

General Classes

CaseUsage

Attributes

/includedUseCase : *UseCaseUsage* [0..*] {ordered}

The *UseCaseUsage*s that are included by this *UseCaseUse*, which are the *useCaseIncluded*s of the *IncludeUseCaseUsage*s owned by this *UseCaseUsage*.

/useCaseDefinition : *UseCaseDefinition* [0..1] {redefines caseDefinition}

The *UseCaseDefinition* that is the definition of this *UseCaseUsage*.

Operations

None.

Constraints

checkUseCaseUsageSpecialization

A *UseCaseUsage* must directly or indirectly specializes the base *UseCaseUsage UseCases::useCases* from the Systems Model Library.

```
specializesFromLibrary('UseCases::useCases')
```

checkUseCaseUsageSubUseCaseSpecialization

A composite UseCaseUsage whose owningType is a UseCaseDefinition or UseCaseUsage must specialize the UseCaseUsage UseCases::UseCase::subUseCases from the Systems Model Library.

```
isComposite and owningType <> null and
(owningType.oclIsKindOf(UseCaseDefinition) or
owningType.oclIsKindOf(UseCaseUsage)) implies
specializesFromLibrary('UseCases::UseCase::subUseCases')
```

deriveUseCaseUsageIncludedUseCase

The includedUseCases of a UseCaseUsage are the useCaseIncluded of the IncludeUseCaseUsages owned by the UseCaseUsage.

```
includedUseCase = ownedUseCase->
selectByKind(IncludeUseCaseUsage).
useCaseIncluded
```

8.3.25 Views and Viewpoints Abstract Syntax

8.3.25.1 Overview

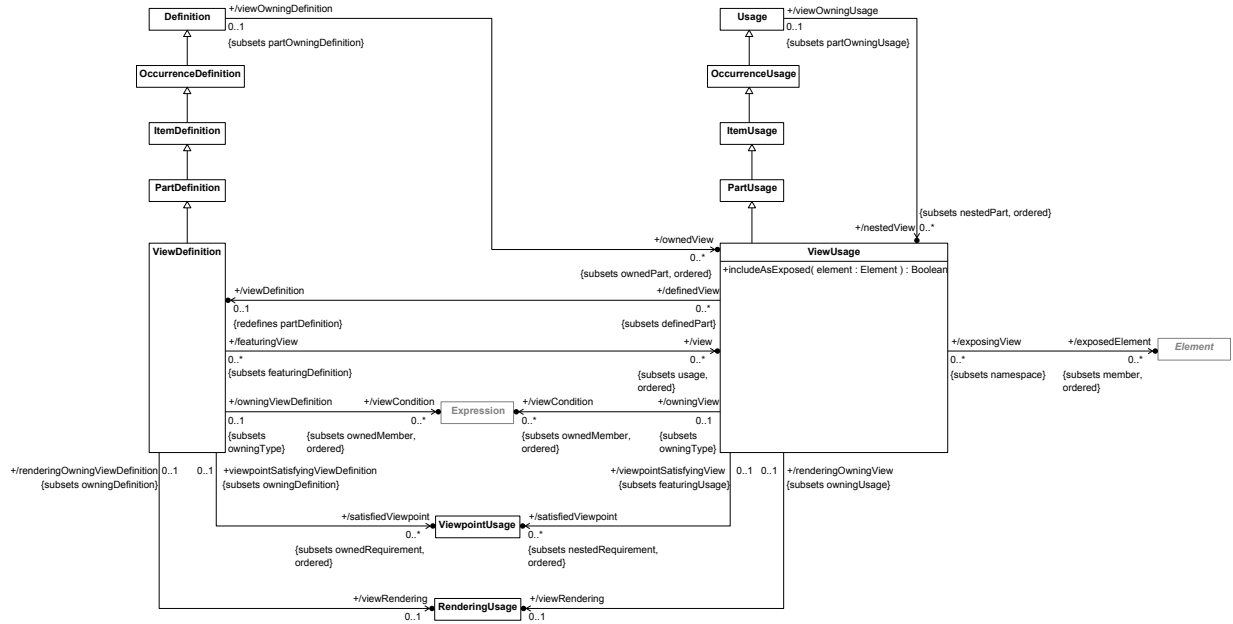


Figure 48. View Definition and Usage

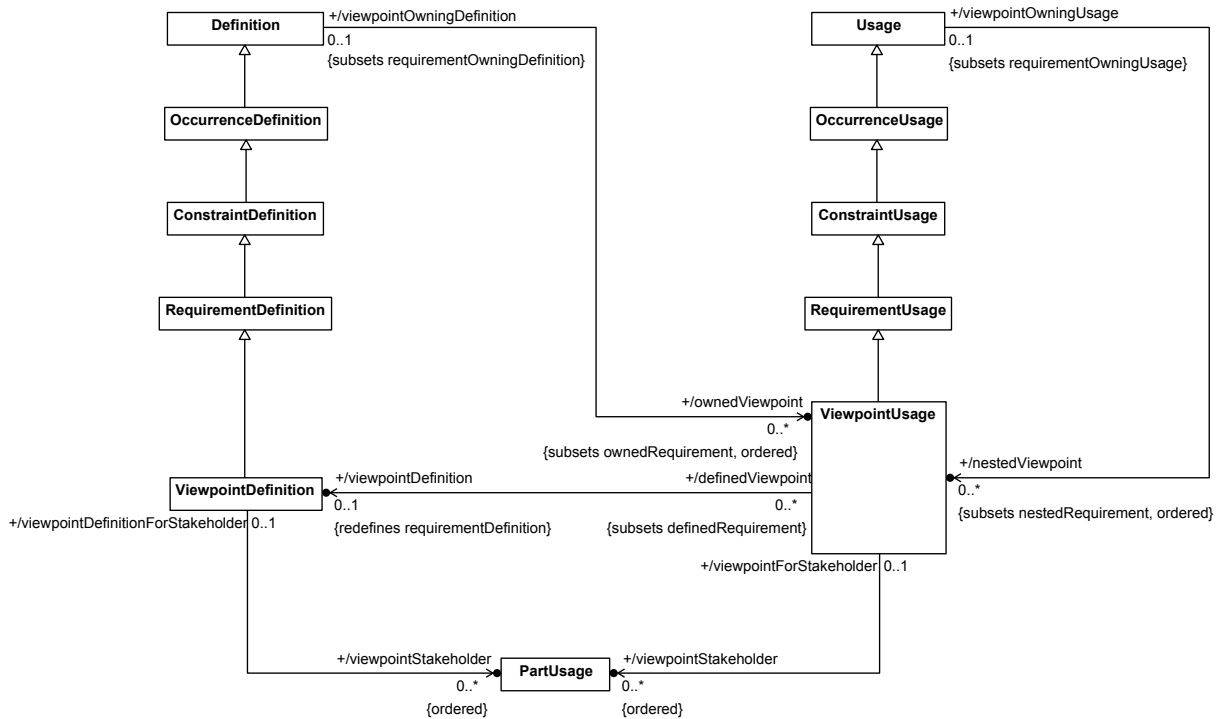


Figure 49. Viewpoint Definition and Usage

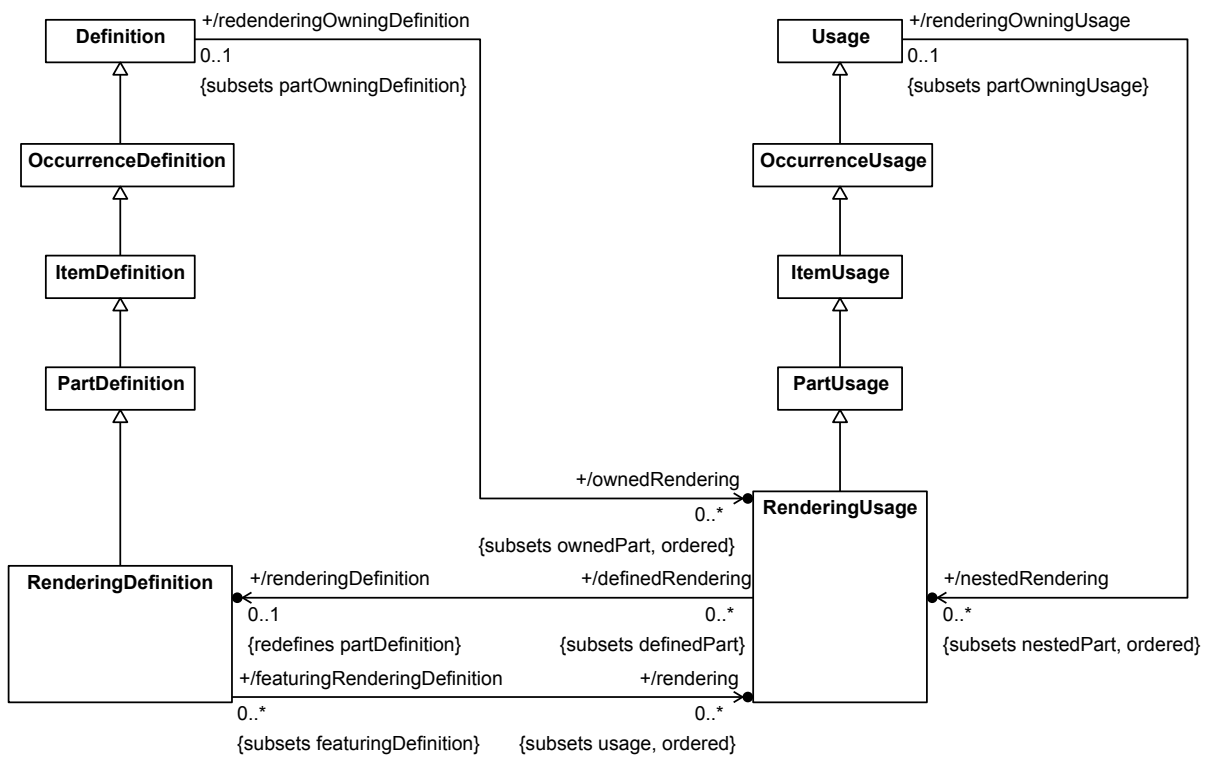


Figure 50. Rendering Definition and Usage

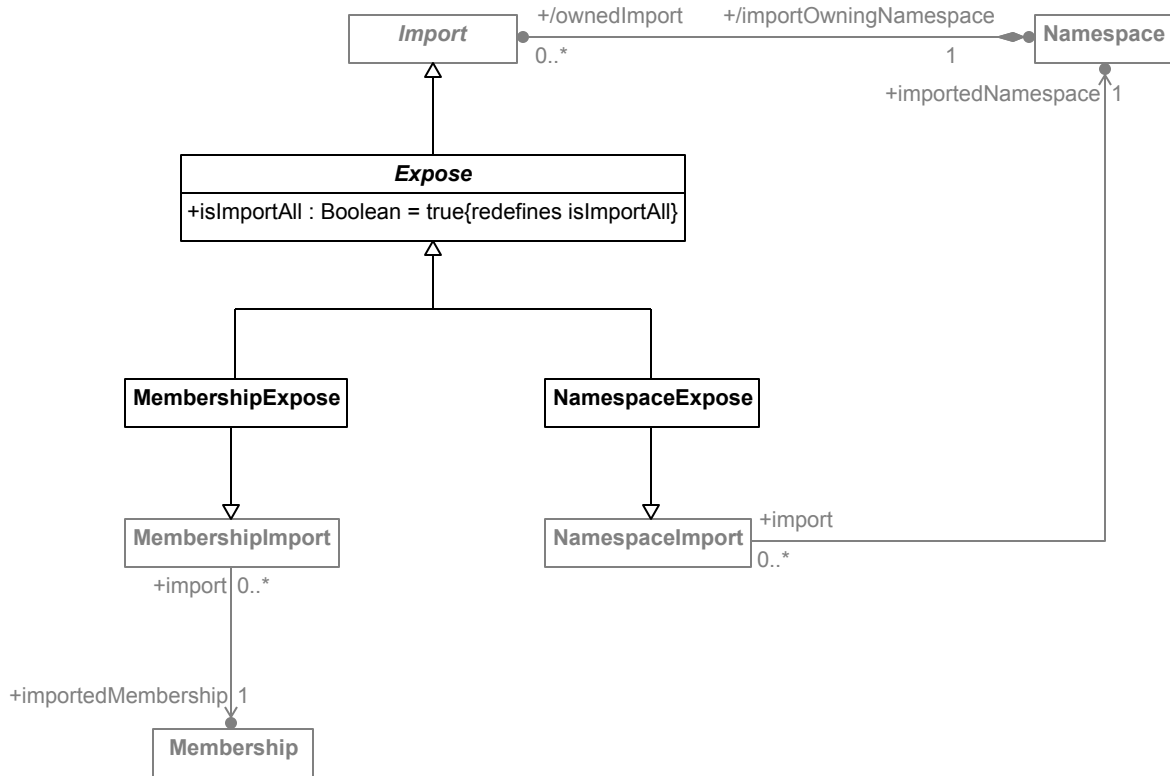


Figure 51. Expose Relationship

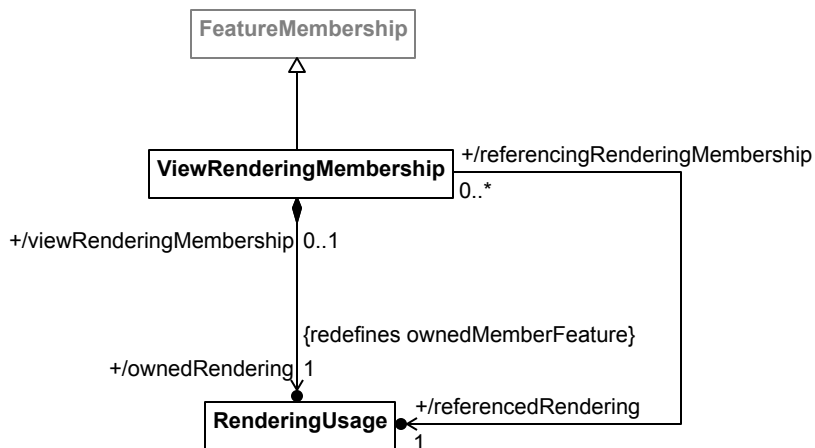


Figure 52. View Rendering Membership

8.3.25.2 Expose

Description

An Expose is an Import of Memberships into a ViewUsage that provide the Elements to be included in a view. Visibility is always ignored for an Expose (i.e., isImportAll = true).

General Classes

Import

Attributes

isImportAll : Boolean {redefines isImportAll}

An `Expose` always imports all `Elements`, regardless of visibility (`isImportAll = true`).

Operations

None.

Constraints

validateExposeIsImportAll

An `Expose` always imports all `Elements`, regardless of visibility.

isImportAll

validateExposeOwningNamespace

The `importOwningNamespace` of an `Expose` must be a `ViewUsage`.

`importOwningNamespace.oclIsType(ViewUsage)`

8.3.25.3 MembershipExpose

Description

A `MembershipExpose` is an `Expose` that exposes a specific `importedMembership` and, if `isRecursive = true`, additional `Memberships` recursively.

General Classes

`Expose`

`MembershipImport`

Attributes

None.

Operations

None.

Constraints

None.

8.3.25.4 NamespaceExpose

Description

A `NamespaceExpose` is an `Expose Relationship` that exposes the `Memberships` of a specific `importedNamespace` and, if `isRecursive = true`, additional `Memberships` recursively.

General Classes

`Expose`
`NamespaceImport`

Attributes

None.

Operations

None.

Constraints

None.

8.3.25.5 RenderingDefinition

Description

A `RenderingDefinition` is a `PartDefinition` that defines a specific rendering of the content of a model view (e.g., symbols, style, layout, etc.).

General Classes

`PartDefinition`

Attributes

`/rendering : RenderingUsage [0..*] {subsets usage, ordered}`

The usages of a `RenderingDefinition` that are `RenderingUsages`.

Operations

None.

Constraints

`checkRenderingDefinitionSpecialization`

A `RenderingDefinition` must directly or indirectly specialize the base `RenderingDefinition` `Views::Rendering` from the Systems Model Library.

`specializesFromLibrary('Views::Rendering')`

`deriveRenderingDefinitionRendering`

The renderings of a `RenderingDefinition` are all its usages that are `RenderingUsages`.

`rendering = usages->selectByKind(RenderingUsage)`

8.3.25.6 RenderingUsage

[SYSML2-210](#): OCL errors in specialization constraints

Description

A `RenderingUsage` is the usage of a `RenderingDefinition` to specify the rendering of a specific model view to produce a physical view artifact.

General Classes

`PartUsage`

Attributes

```
/renderingDefinition : RenderingDefinition [0..1] {redefines partDefinition}
```

The `RenderingDefinition` that is the definition of this `RenderingUsage`.

Operations

None.

Constraints

`checkRenderingUsageRedefinition`

A `RenderingUsage` whose `owningFeatureMembership` is a `ViewRenderingMembership` must redefine the `RenderingUsage` `Views::View::viewRendering`.

```
owningFeatureMembership <> null and  
owningFeatureMembership.ocIsKindOf(ViewRenderingMembership) implies  
    redefinesFromLibrary('Views::View::viewRendering')
```

`checkRenderingUsageSpecialization`

A `RenderingUsage` must directly or indirectly specialize the base `RenderingUsage` `Views::renderings` from the Systems Model Library.

```
specializesFromLibrary('Views::renderings')
```

`checkRenderingUsageSubrenderingSpecialization`

A `RenderingUsage` whose `owningType` is a `RenderingDefinition` or `RenderingUsage` must directly or indirectly specialize the `RenderingUsage` `Views::Rendering::subrenderings` from the Systems Model Library.

```
owningType <> null and  
(owningType.ocIsKindOf(RenderingDefinition) or  
    owningType.ocIsKindOf(RenderingUsage)) implies  
    specializesFromLibrary('Views::Rendering::subrenderings')
```

8.3.25.7 ViewDefinition

[SYSML2-529](#): OCL for `deriveViewDefinitionViewCondition` and `deriveViewUsageViewCondition` are wrong

Description

A `ViewDefinition` is a `PartDefinition` that specifies how a view artifact is constructed to satisfy a viewpoint. It specifies a `viewConditions` to define the model content to be presented and a `viewRendering` to define how the model content is presented.

General Classes

`PartDefinition`

Attributes

`/satisfiedViewpoint : ViewpointUsage [0..*] {subsets ownedRequirement, ordered}`

The composite `ownedRequirements` of this `ViewDefinition` that are `ViewpointUsages` for viewpoints satisfied by the `ViewDefinition`.

`/view : ViewUsage [0..*] {subsets usage, ordered}`

The usages of this `ViewDefinition` that are `ViewUsages`.

`/viewCondition : Expression [0..*] {subsets ownedMember, ordered}`

The `Expressions` related to this `ViewDefinition` by `ElementFilterMemberships`, which specify conditions on `Elements` to be rendered in a view.

`/viewRendering : RenderingUsage [0..1]`

The `RenderingUsage` to be used to render views defined by this `ViewDefinition`, which is the `referencedRendering` of the `ViewRenderingMembership` of the `ViewDefinition`.

Operations

None.

Constraints

`checkViewDefinitionSpecialization`

A `ViewDefinition` must directly or indirectly specialize the base `ViewDefinition` `Views::View` from the Systems Model Library.

```
specializesFromLibrary('Views::View')
```

`deriveViewDefinitionSatisfiedViewpoint`

The `satisfiedViewpoints` of a `ViewDefinition` are its `ownedRequirements` that are composite `ViewpointUsages`.

```
satisfiedViewpoint = ownedRequirement->  
  selectByKind(ViewpointUsage) ->  
  select(isComposite)
```

`deriveViewDefinitionView`

The views of a `ViewDefinition` are all its usages that are `ViewUsages`.

```
view = usage->selectByKind(ViewUsage)
```

`deriveViewDefinitionViewCondition`

The `viewConditions` of a `ViewDefinition` are the conditions of its owned `ElementFilterMemberships`.

```
viewCondition = ownedMembership->
  selectByKind(ElementFilterMembership) .
  condition
```

`deriveViewDefinitionViewRendering`

The `viewRendering` of a `ViewDefinition` is the `referencedRendering` of its owned `ViewRenderingMembership`, if any.

```
viewRendering =
  let renderings: OrderedSet(ViewRenderingMembership) =
    featureMembership->selectByKind(ViewRenderingMembership) in
  if renderings->isEmpty() then null
  else renderings->first().referencedRendering
endif
```

`validateViewDefinitionOnlyOneViewRendering`

A `ViewDefinition` must have at most one `ViewRenderingMembership`.

```
featureMembership->
  selectByKind(ViewRenderingMembership)->
  size() <= 1
```

8.3.25.8 ViewpointDefinition

Description

A `ViewpointDefinition` is a `RequirementDefinition` that specifies one or more stakeholder concerns that are to be satisfied by creating a view of a model.

General Classes

`RequirementDefinition`

Attributes

```
/viewpointStakeholder : PartUsage [0..*] {ordered}
```

The `PartUsages` that identify the stakeholders with concerns framed by this `ViewpointDefinition`, which are the owned and inherited `stakeholderParameters` of the `framedConcerns` of this `ViewpointDefinition`.

Operations

None.

Constraints

checkViewpointDefinitionSpecialization

A `ViewpointDefinition` must directly or indirectly specialize the base `ViewpointDefinition` `Views::Viewpoint` from the Systems Model Library.

```
specializesFromLibrary('Views::Viewpoint')
```

deriveViewpointDefinitionViewpointStakeholder

The `viewpointStakeholders` of a `ViewpointDefinition` are the `ownedStakeholderParameters` of all `featureMemberships` that are `StakeholderMemberships`.

```
viewpointStakeholder = framedConcern.featureMemberhsip->
  selectByKind(StakeholderMembership).
  ownedStakeholderParameter
```

8.3.25.9 ViewpointUsage

Description

A `ViewpointUsage` is a `Usage` of a `ViewpointDefinition`.

General Classes

`RequirementUsage`

Attributes

```
/viewpointDefinition : ViewpointDefinition [0..1] {redefines requirementDefinition}
```

The `ViewpointDefinition` that is the definition of this `ViewpointUsage`.

```
/viewpointStakeholder : PartUsage [0..*] {ordered}
```

The `PartUsages` that identify the stakeholders with concerns framed by this `ViewpointUsage`, which are the owned and inherited `stakeholderParameters` of the `framedConcerns` of this `ViewpointUsage`.

Operations

None.

Constraints

checkViewpointUsageSpecialization

A `ViewpointUsage` must directly or indirectly specialize the base `ViewpointUsage` `Views::viewpoints` from the Systems Model Library.

```
specializesFromLibrary('Views::viewpoints')
```

checkViewpointUsageViewpointSatisfactionSpecialization

A composite `ViewpointUsage` whose `owningType` is a `ViewDefinition` or `ViewUsage` must directly or indirectly specialize the `ViewpointUsage` `Views::View::viewpointSatisfactions` from the Systems Model Library.

```
isComposite and owningType <> null and
(owningType.oclIsKindOf(ViewDefinition) or
owningType.oclIsKindOf(ViewUsage)) implies
specializesFromLibrary('Views::View::viewpointSatisfactions')
```

deriveViewpointUsageViewpointStakeholder

The viewpointStakeholders of a ViewpointUsage are the ownedStakeholderParameters of all featureMemberships that are StakeholderMemberships.

```
viewpointStakeholder = framedConcern.featureMemberhsip->
  selectByKind(StakeholderMembership).
  ownedStakeholderParameter
```

8.3.25.10 ViewRenderingMembership

Description

A ViewRenderingMembership is a FeatureMembership that identifies the viewRendering of a ViewDefinition or ViewUsage.

General Classes

FeatureMembership

Attributes

/ownedRendering : RenderingUsage {redefines ownedMemberFeature}

The owned RenderingUsage that is either itself the referencedRendering or subsets the referencedRendering.

/referencedRendering : RenderingUsage

The RenderingUsage that is referenced through this ViewRenderingMembership. It is the referencedFeature of the ownedReferenceSubsetting for the ownedRendering, if there is one, and, otherwise, the ownedRendering itself.

Operations

None.

Constraints

deriveVewRenderingMembershipReferencedRendering

The referencedRendering of a ViewRenderingMembership is the referencedFeature of the ownedReferenceSubsetting (which must be a RenderingUsage) of the ownedRendering, if there is one, and, otherwise, the ownedRendering itself.

```
referencedRendering =
  let reference: ReferenceSubsetting =
    ownedRendering.ownedReferenceSubsetting in
  if reference = null then ownedRendering
  else if not reference.referencedFeature.oclIsKindOf(RenderingUsage) then null
```

```
else reference.referencedFeature.oclAsType(RenderingUsage)
endif
```

validateViewRenderingMembershipOwningType

The `owningType` of a `ViewRenderingMembership` must be a `ViewDefinition` or a `ViewUsage`.

```
owningType.oclIsKindOf(ViewDefinition) or
owningType.oclIsKindOf(ViewUsage)
```

8.3.25.11 ViewUsage

[SYSML2-529](#): OCL for `deriveViewDefinitionViewCondition` and `deriveViewUsageViewCondition` are wrong

Description

A `ViewUsage` is a usage of a `ViewDefinition` to specify the generation of a view of the members of a collection of `exposedNamespaces`. The `ViewUsage` can satisfy more `viewpoints` than its definition, and it can specialize the `viewRendering` specified by its definition.

General Classes

`PartUsage`

Attributes

`/exposedElement` : `Element` [0..*] {subsets `member`, ordered}

The `Elements` that are exposed by this `ViewUsage`, which are those `memberElements` of the imported `Memberships` from all the `Expose Relationships` that meet all the owned and inherited `viewConditions`.

`/satisfiedViewpoint` : `ViewpointUsage` [0..*] {subsets `nestedRequirement`, ordered}

The `nestedRequirements` of this `ViewUsage` that are `ViewpointUsages` for (additional) `viewpoints` satisfied by the `ViewUsage`.

`/viewCondition` : `Expression` [0..*] {subsets `ownedMember`, ordered}

The `Expressions` related to this `ViewUsage` by `ElementFilterMemberships`, which specify conditions on `Elements` to be rendered in a view.

`/viewDefinition` : `ViewDefinition` [0..1] {redefines `partDefinition`}

The `ViewDefinition` that is the definition of this `ViewUsage`.

`/viewRendering` : `RenderingUsage` [0..1]

The `RenderingUsage` to be used to render views defined by this `ViewUsage`, which is the `referencedRendering` of the `ViewRenderingMembership` of the `ViewUsage`.

Operations

`includeAsExposed(element : Element) : Boolean`

Determine whether the given `element` meets all the owned and inherited `viewConditions`.

```
body: let metadataFeatures: Sequence(AnnotatingElement) =
    element.ownedAnnotation.annotatingElement->
        select(oclIsKindOf(MetadataFeature)) in
self.membership->selectByKind(ElementFilterMembership).
    condition->forall(cond |
        metadataFeatures->exists(elem |
            cond.checkCondition(elem)))
```

Constraints

checkViewUsageSpecialization

A `ViewUsage` must directly or indirectly specialize the base `ViewUsage` `Views::views` from the Systems Model Library.

```
specializesFromLibrary('Views::views')
```

checkViewUsageSubviewSpecialization

A `ViewUsage` whose `owningType` is a `ViewDefinition` or `ViewUsage` must specialize the `ViewUsage` `Views::View::subviews` from the Systems Library Model.

```
owningType <> null and
(owningType.oclIsKindOf(ViewDefinition) or
owningType.oclIsKindOf(ViewUsage)) implies
    specializesFromLibrary('Views::View::subviews')
```

deriveViewUsageExposedElement

The `exposedElements` of a `ViewUsage` are those `memberElements` of the imported `Memberships` from all the `Expose Relationships` for which the `includeAsExposed` operation returns true.

```
exposedElement = ownedImport->selectByKind(Expose).
    importedMemberships(Set{}).memberElement->
    select(elm | includeAsExposed(elm))->
    asOrderedSet()
```

deriveViewUsageSatisfiedViewpoint

The `satisfiedViewpoints` of a `ViewUsage` are its `ownedRequirements` that are `composite ViewpointUsages`.

```
satisfiedViewpoint = ownedRequirement->
    selectByKind(ViewpointUsage)->
    select(isComposite)
```

deriveViewUsageViewCondition

The `viewConditions` of a `ViewUsage` are the conditions of its owned `ElementFilterMemberships`.

```
viewCondition = ownedMembership->
    selectByKind(ElementFilterMembership).
    condition
```

deriveViewUsageViewRendering

The viewRendering of a ViewUsage is the referencedRendering of its owned ViewRenderingMembership, if any.

```
viewRendering =
  let renderings: OrderedSet(ViewRenderingMembership) =
    featureMembership->selectByKind(ViewRenderingMembership) in
  if renderings->isEmpty() then null
  else renderings->first().referencedRendering
  endif
```

validateViewUsageOnlyOneViewRendering

A ViewUsage must have at most one ViewRenderingMembership.

```
featureMembership->
  selectByKind(ViewRenderingMembership)->
  size() <= 1
```

8.3.26 Metadata Abstract Syntax

8.3.26.1 Overview

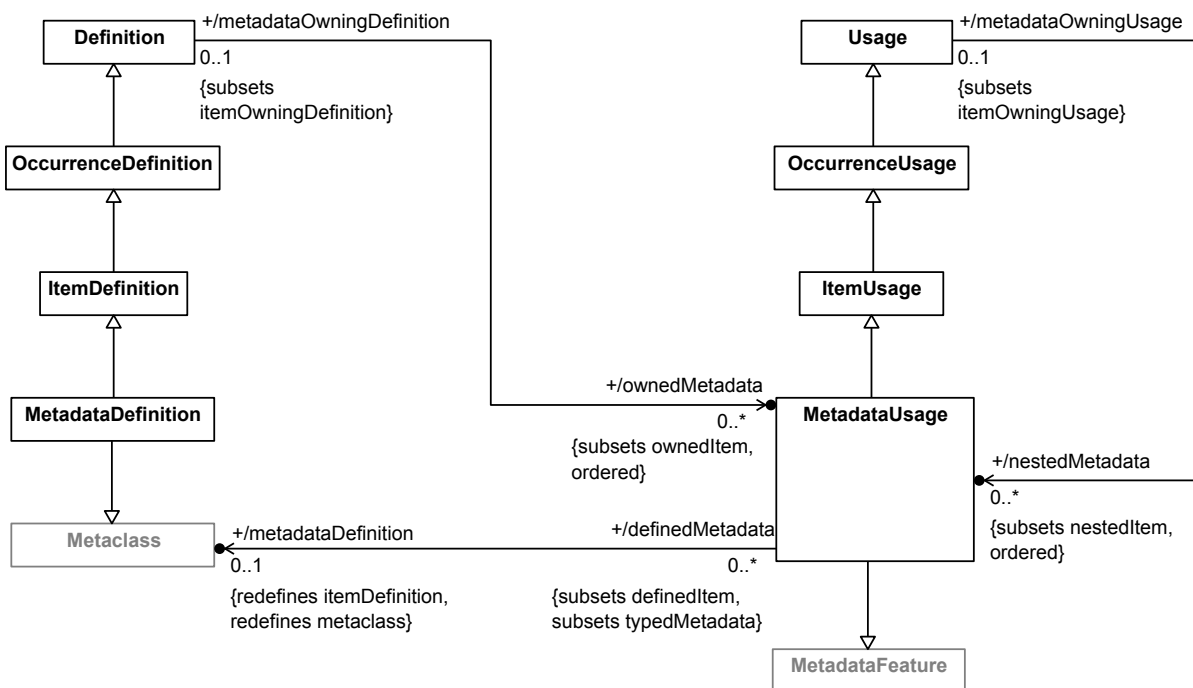


Figure 53. Metadata Definition and Usage

8.3.26.2 MetadataDefinition

Description

A MetadataDefinition is an ItemDefinition that is also a Metaclass.

General Classes

Metaclass

ItemDefinition

Attributes

None.

Operations

None.

Constraints

checkMetadataDefinitionSpecialization

A *MetadataDefinition* must directly or indirectly specialize the base *MetadataDefinition Metadata::MetadataItem* from the Systems Model Library.

```
specializesFromLibrary('Metadata::MetadataItem')
```

8.3.26.3 MetadataUsage

Description

A *MetadataUsage* is a *Usage* and a *MetadataFeature*, used to annotate other *Elements* in a system model with metadata. As a *MetadataFeature*, its type must be a *Metaclass*, which will nominally be a *MetadataDefinition*. However, any kernel *Metaclass* is also allowed, to permit use of *Metaclasses* from the Kernel Model Libraries.

General Classes

ItemUsage
MetadataFeature

Attributes

```
/metadataDefinition : Metaclass [0..1] {redefines itemDefinition, metaclass}
```

The *MetadataDefinition* that is the definition of this *MetadataUsage*.

Operations

None.

Constraints

checkMetadataUsageSpecialization

A *MetadataUsage* must directly or indirectly specialize the base *MetadataUsage Metadata::metadataItems* from the Systems Model Library.

```
specializesFromLibrary('Metadata::metadataItems')
```

8.4 Semantics

8.4.1 Semantics Overview

The semantics of constructs in SysML are specified in terms of the constructs defined in KerML supported by reuse of model elements from the Kernel Semantic Model Library (see [KerML, 9.2]) and the Systems Model Library (see 9.2). This is similar to how the KerML Kernel Layer semantics are built on the KerML Core Layer (see [KerML, 8.4.4.1]). The semantic requirements are formalized by *semantic constraints* included in the SysML abstract syntax (see also 8.3.1 on the various kinds of constraints in the abstract syntax). Additionally, other semantic constraints require relationships between elements within a user model necessary for the model to be semantically well formed.

Specifically, there are four categories of semantic constraints used to specify SysML semantics, each dealing with a different kind of relationship.

1. *Specialization constraints.* These constraints require that `Definition` or `Usage` elements of a certain kind directly or indirectly specialize some specific base `Definition` or `Usage` from the Kernel Semantic Library or the Systems Model Library. They are the fundamental means for providing semantics to abstract syntax elements in SysML. Specialization constraints always have the word `Specialization` in their name. For example, `checkPartDefinitionSpecialization` requires that a `PartDefinition` directly or indirectly specialize the `PartDefinition Parts::Part` from the Systems Model Library.
2. *Redefinition constraints.* These constraints require that certain `Usages` in a model have `Redefinition` relationships with certain other `Usages` (or KerML `Features`) in the model. While `Redefinitions` are kinds of `Specializations`, redefinition constraints differ from the specialization constraints described above because of the specific semantics of redefinition. Redefinition constraints always have the word `Redefinition` in their name. For example, `checkRenderingUsageRedefinition` requires a `Redefinition` on a `RenderingUsage` used to specify a `viewRendering`.
3. *Type-featuring constraints.* These constraints require that certain `Usages` in a model have `TypeFeaturing` relationships with certain other `Definitions` or `Usages` in the model. The SysML specification includes only one constraint in this category, `checkOccurrenceUsageFeatureTyping`, which applies to `OccurrenceUsages` modeling time slices or snapshots. However, various type-featuring constraints from KerML also apply to corresponding SysML constructs. For instance, the KerML `checkConnectorTypeFeaturing` also applies to SysML `ConnectionUsages`.
4. *Binding-connector constraints.* These constraints require that `BindingConnectors` exist between certain `Features` in a model. For example, `checkSatisfyRequirementUsageBindingConnector` requires that the `satisfyingFeature` of a `SatisfyRequirementUsage` be bound to the subject of the `SatisfyRequirementUsage`. (In a SysML model, it is allowable for binding-connector constraints to be satisfied by SysML `BindingConnectorAsUsages`, rather than plain KerML `BindingConnectors`.)

A SysML model parsed from the textual or graphical concrete syntax (see 8.2) or obtained through model interchange (see [KerML, Clause 10]) will not necessarily meet the semantic constraints specified for the abstract syntax. In this case, a tool may insert certain implied `Relationships` into the model in order to meet the semantic constraints. In all cases, the semantics of a model are only defined if it meets all semantic and validation constraints (see 8.3.1).

For specialization constraints applying to `Definitions`, the implied `Relationship` is a `Subclassification`, as given in Table 30. For specialization constraints applying to `Usages`, the implied `Relationship` is a `Subsetting`, as given in Table 31. For redefinition, type-featuring and binding-connector constraints, the implied `Relationship` is a `Redefinition`, `TypeFeaturing`, or `BindingConnector`, as given in Table 32. Note that an implied `Relationship` should only be added if the constraint would actually be violated otherwise. For the detailed conditions on when a constraint applies, see its specification in the abstract syntax model (8.3).

When including implied `Relationships` for specialization constraints, it is possible that multiple such constraints may apply to a single `Element`. For example, a `PartDefinition` is a kind of `ItemDefinition`, which is a kind of `OccurrenceDefinition`, and there are specialization constraints for all three of these metaclasses, with corresponding implied `Subclassification Relationships`. However, simply including all three implied

Subclassification would be redundant, because the Subclassification implied by the checkPartDefinitionSpecialization constraint will also automatically satisfy the checkItemDefinitionSpecialization and checkOccurrenceDefinitionSpecialization constraints.

Therefore, in order to avoid redundant Relationships, a tool should observe the following rules when selecting which Specializations to actually include for a certain constrained Element, out of the set of those implied by all specialization constraints applicable to the Element:

1. If there is any ownedSpecialization or other implied Specialization whose general Type is a direct or indirect subtype of (but not the same as) the general Type of an implied Specialization, or if there is an ownedSpecialization with the same general Type, then that implied Specialization should *not* be included.
2. If there are two implied Specializations with the same general Type, then only one should be included.

Note that the above rules do *not* apply to Redefinitions implied by redefinition constraints, because Redefinition relationships have semantics beyond just basic Specialization.

The following subclauses specify the semantics for each syntactic area of SysML in terms of the semantic constraints that must be satisfied for various Elements, the pattern of Relationships these imply, and the model library Elements that are reused to support this. For compactness, the textual notation is used in these subclauses to present model snippets to illustrate the semantic patterns being discussed. However, it should be understood that, like the semantic constraints themselves, these semantic patterns are actually defined on the abstract syntax representation of a model, independent of its textual or graphical concrete syntax representation.

Table 30. Implied Definition Subclassification Relationships

Semantic Constraint	Subclassification Target (see Note 1)
checkLifeClassLifeSpecialization	<i>Occurrences::Life</i>
checkLifeClassOccurrenceSpecialization	individualDefinition of the LifeClass
checkItemDefinitionSpecialization	<i>Items::Item</i>
checkPartDefinitionSpecialization	<i>Parts::Part</i>
checkPortDefinitionSpecialization	<i>Ports::Port</i>
checkConnectionDefinitionSpecialization	<i>Connections::Connection</i>
checkConnectionDefinitionBinarySpecialization	<i>Connections::BinaryConnection</i>
checkFlowConnectionDefinitionSpecialization	<i>Connections::MessageConnection</i>
checkInterfaceDefinitionSpecialization	<i>Interfaces::Interface</i>
checkInterfaceDefinitionBinarySpecialization	<i>Interface::BinaryInterface</i>
checkAllocationDefinitionSpecialization	<i>Allocations::Allocation</i>
checkActionDefinitionSpecialization	<i>Actions::Action</i>
checkStateDefinitionSpecialization	<i>States::StateAction</i>
checkCalculationDefinitionSpecialization	<i>Calculations::Calculation</i>
checkConstraintDefinitionSpecialization	<i>Constraints::ConstraintCheck</i>

Semantic Constraint	Subclassification Target (see Note 1)
checkRequirementDefinitionSpecialization	<i>Requirements::RequirementCheck</i>
checkConcernDefinitionSpecialization	<i>Concerns::ConcernCheck</i>
checkCaseDefinitionSpecialization	<i>Cases::Case</i>
checkAnalysisCaseDefinitionSpecialization	<i>AnalysisCases::AnalysisCase</i>
checkVerificationCaseDefinitionSpecialization	<i>VerificationCases::VerificationCase</i>
checkUseCaseDefinitionSpecialization	<i>UseCases::UseCase</i>
checkViewDefinitionSpecialization	<i>Views::View</i>
checkViewpointDefinitionSpecialization	<i>Views::ViewpointCheck</i>
checkRenderingDefinitionSpecialization	<i>Views::Rendering</i>
checkMetadataDefinitionSpecialization	<i>Views::MetadataItem</i>

Notes

1. In all cases, the source of the Subclassification is the Definition to which the constraint applies.

Table 31. Implied Usage Subsetting Relationships

Semantic Constraint	Subsetting Target (see Note 1)
checkUsageVariationUsageSpecialization	owningVariationUsage of the Usage
checkAttributeUsageSpecialization	<i>Attributes::attributes</i>
checkEventOccurrenceSpecialization	<i>Occurrences::Occurrence::timeEnclosedOccurrences</i>
checkLifeClassMultiplicitySpecialization	<i>Base::exactlyOne</i> (source is the multiplicity of the LifeClass)
checkOccurrenceUsageSpecialization	<i>Occurrences::occurrences</i>
checkOccurrenceUsageSuboccurrenceSpecialization	<i>Occurrences::Occurrence::suboccurrences</i>
checkItemUsageSpecialization	<i>Items::items</i>
checkItemUsageSubitemSpecialization	<i>Items::Item::subitems</i>
checkPartUsageSpecialization	<i>Parts::parts</i>
checkPartUsageSubpartSpecialization	<i>Items::Item::subparts</i>
checkPartUsageActorSpecialization	<i>Requirements::Requirement::actors</i> OR <i>Cases::Case::actors</i> (depending on the owningType of the PartUsage)
checkPartUsageStakeholderSpecialization	<i>Requirements::Requirement::stakeholders</i>
checkPortUsageSpecialization	<i>Ports::ports</i>

Semantic Constraint	Subsetting Target (see Note 1)
checkPortSubportSpecialization	<i>Ports::Port::subports</i>
checkConnectionUsageSpecialization	<i>Connections::connections</i>
checkConnectionUsageBinarySpecialization	<i>Connections::binaryConnections</i>
checkFlowConnectionUsageSpecialization	<i>Connections::messageConnections</i> or <i>Connections::flowConnections</i> (depending on whether the FlowConnectionUsage has itemFlowEnds)
checkSuccessionFlowConnectionUsage Specialization	<i>Connections::successionFlowConnections</i>
checkInterfaceUsageSpecialization	<i>Interfaces::interfaces</i>
checkInterfaceUsageBinarySpecialization	<i>Interfaces::binaryInterfaces</i>
checkAllocationUsageSpecialization	<i>Allocations::allocations</i>
checkActionUsageSpecialization	<i>Actions::actions</i>
checkActionUsageSubactionSpecialization	<i>Actions::Action::subactions</i>
checkActionUsageOwnedActionSpecialization	<i>Parts::Part::ownedActions</i>
checkActionUsageAnalysisAction Specialization	<i>AnalysisCases::AnalysisCase::analysisActions</i>
checkControlNodeSpecialization	<i>Actions::Action::controls</i>
checkJoinNodeSpecialization	<i>Actions::Action::joins</i>
checkForkNodeSpecialization	<i>Actions::Action::forks</i>
checkMergeNodeSpecialization	<i>Actions::Action::merges</i>
checkMergeNodeIncomingSuccession Specialization	<i>incomingHBLink of the MergeNode (source is the incoming Succession)</i>
checkDecisionNodeSpecialization	<i>Actions::Action::decisions</i>
checkDecisionNodeOutgoingSuccession Specialization	<i>outgoingHBLink of the DecisionNode (source is the outgoing Succession)</i>
checkSendActionUsageSpecialization	<i>Actions::sendActions</i>
checkSendActionUsageSubaction Specialization	<i>Actions::Action::sendSubactions</i>
checkAcceptActionUsageSpecialization	<i>Actions::acceptActions</i>
checkAcceptActionUsageSubaction Specialization	<i>Actions::Action::acceptSubactions</i>
checkAcceptActionUsageTriggerAction Specialization	<i>Actions::TransitionAction::accepter</i>
checkAssignmentActionUsageSpecialization	<i>Actions::assignmentActions</i>

Semantic Constraint	Subsetting Target (see Note 1)
checkAssignmentActionUsageSubaction Specialization	<i>Actions::Action::assignments</i>
checkIfActionUsageSpecialization	<i>Actions::ifThenActions</i> or <i>Actions::ifThenElseActions</i> (depending on whether the IfActionUsage has an elseClause)
checkIfActionUsageSubactionSpecialization	<i>Actions::Action::ifSubactions</i>
checkWhileLoopActionUsageSpecialization	<i>Actions::whileLoopActions</i>
checkWhileLoopActionUsageSubaction Specialization	<i>Actions::Action::whileLoops</i>
checkForLoopActionUsageSpecialization	<i>Actions::forLoopActions</i>
checkForLoopActionUsageSubaction Specialization	<i>Actions::Action::forLoops</i>
checkPerformActionUsageSpecialization	<i>Parts::Part::performedActions</i>
checkStateUsageSpecialization	<i>States::stateActions</i>
checkStateUsageSubstateSpecialization	<i>States::State::substates</i>
checkStateUsageExclusiveState Specialization	<i>States::State::exclusiveStates</i>
checkTransitionUsageSpecialization	<i>Actions::transitions</i>
checkTransitionUsageActionSpecialization	<i>Actions::Action::decisionTransitions</i>
checkTransitionUsageStateSpecialization	<i>States::StateAction::stateTransitions</i>
checkTransitionUsagePayloadSpecialization	<i>TransitionAction::triggerAction. payloadParameter</i> (source is <i>TransitionAction::payload</i>)
checkTransitionUsageSuccessionSource Specialization	source of the TransitionUsage (source is the sourceFeature of the succession of the TransitionUsage; Relationship is a ReferenceSubsetting)
checkTransitionUsageTransitionFeature Specialization	accepter, guard, or effect of <i>Actions::TranstionActions</i> (for the triggerActions, guardExpressions, and effectActions of the TransitionUsage, respectively)
checkExhibitStateUsageSpecialization	<i>Parts::Part::exhibitedStates</i>
checkCalculationUsageSpecialization	<i>Calculations::calculations</i>
checkCalculationUsageSubcalculation Specialization	<i>Calculations::Calculation::subcalculations</i>
checkConstraintUsageSpecialization	<i>Constraints::constraintChecks</i>

Semantic Constraint	Subsetting Target (see Note 1)
checkConstraintUsageCheckedConstraintSpecialization	<i>Items::Item::checkConstraints</i>
checkConstraintUsageRequirementConstraintSpecialization	<i>Requirements::RequirementCheck::assumptions</i> or <i>Requirements::RequirementCheck::constraints</i> (depending on whether the kind of the owning RequirementConstraintMembership is assumption or requirement)
checkAssertConstraintUsageSpecialization	Either <i>Constraints::assertedConstraints</i> (if <i>isNegated = false</i>) or <i>Constraints::negatedConstraints</i> (if <i>isNegated = true</i>)
checkRequirementUsageSpecialization	<i>Requirements::requirementChecks</i>
checkRequirementUsageSubrequirementSpecialization	<i>Requirements::RequirementCheck::subrequirement</i>
checkRequirementUsageRequirementVerificationSpecialization	<i>VerificationCases::VerificationCase::obj::requirementVerifications</i>
checkConcernUsageSpecialization	<i>Requirements::concernChecks</i>
checkConcernUsageFramedConcernSpecialization	<i>Requirements::RequirementCheck::concerns</i>
checkCaseUsageSpecialization	<i>Cases::Cases</i>
checkCaseUsageSubcaseSpecialization	<i>Cases::Case::subcases</i>
checkAnalysisCaseUsageSpecialization	<i>AnalysisCases::analysisCases</i>
checkAnalysisCaseUsageSubAnalysisCaseSpecialization	<i>AnalysisCases::AnalysisCase::subAnalysisCases</i>
checkVerificationCaseUsageSpecialization	<i>VerificationCases::verificationCases</i>
checkVerificationCaseUsageSubVerificationCaseSpecialization	<i>VerificationCases::VerificationCase::subVerificationCases</i>
checkUseCaseUsageSpecialization	<i>UseCases::useCases</i>
checkUseCaseUsageSubUseCaseSpecialization	<i>UseCases::UseCase::subUseCases</i>
checkIncludeUseCaseUsageSpecialization	<i>UseCases::UseCase::includedUseCases</i>
checkViewUsageSpecialization	<i>Views::views</i>
checkViewUsageSubviewSpecialization	<i>Views::View::subviews</i>
checkViewpointUsageSpecialization	<i>Views::viewpoints</i>
checkViewpointUsageViewpointSatisfactionSpecialization	<i>Views::View::viewpointSatisfactions</i>
checkRenderingUsageSpecialization	<i>Views::renderings</i>

Semantic Constraint	Subsetting Target (see Note 1)
checkRenderingUsageSubrendering Specialization	<i>Views::Rendering::subrenderings</i>
checkMetadataUsageSpecialization	<i>Metadata::metadataItems</i>

Notes

1. Unless otherwise indicated, the source of the Subsetting is the Usage to which the constraint applies.

Table 32. Other Implied Relationships

Semantic Constraint	Source	Target
Redefinition		
checkActionUsageStateAction Redefinition	The ActionUsage	<i>entryAction, doAction, or exitAction of States::StateAction (depending on whether the kind of the owning StateSubactionMembership is entry, do, or exit, respectively)</i>
checkAssignmentActionUsage AccessedFeatureRedefinition	The first ownedFeature of the first ownedFeature of the first parameter of the AssignmentActionUsage	<i>AssignmentAction::target:: startingAt::accessedFeature</i>
checkAssignmentActionUsage ReferentRedefinition	The first ownedFeature of the first ownedFeature of the first parameter of the AssignmentActionUsage	referent of the AssignmentActionUsage
checkAssignmentActionUsage StartingAtRedefinition	The first ownedFeature of the first parameter of the AssignmentActionUsage	<i>AssignmentAction::target:: startingAt</i>
checkRequirementUsage ObjectiveSpecialization	The RequirementUsage	The objectiveRequirement of each CaseDefinition or CaseUsage specialized by the owningType of the RequirementUsage.
checkRenderingUsage Redefinition	The RenderingUsage	<i>Views::View::viewRendering</i>
TypeFeaturing		
checkOccurrenceUsage TypeFeaturing	The OccurrenceUsage	occurrenceDefinition of the OccurrenceUsage

Semantic Constraint	Source	Target
BindingConnector (see Note 1)		
checkAcceptActionUsage ReceiverBindingConnector	The <i>receiver</i> parameter (second parameter) of the AcceptActionUsage	The <i>receiver</i> parameter (second parameter) of the TriggerInvocationExpression
checkTransitionUsageSource BindingConnector	The source of the TransitionUsage	The <i>transitionLinkSource</i> parameter (first input parameter) of the TransitionUsage
checkTransitionUsage SuccessionBindingConnector	The succession of the TransitionUsage	<i>TransitionPerformances::TransitionPerformance::transitionLink</i>
checkSatisfyRequirement UsageBindingConnector	subjectParameter of the SatisfyRequirementUsage	<i>Base::things::that</i>

Notes

1. It is acceptable to use either KerML BindingConnectors or SysML BindingConnectorAsUsages as the implied Relationships for binding-connector constraints. However, a conforming tool should consistently use one or the other.

8.4.2 Definition and Usage Semantics

Abstract syntax reference: [8.3.6](#)

8.4.2.1 Definitions

A SysML Definition has the semantics of a KerML Classifier (see [KerML, 8.4.3.3]). However, a Definition element is always either instantiated as one of its more specific subclasses (e.g., AttributeDefinition, ItemDefinition, etc.), or with at least one semantic metadata annotation. In the former case, the Definition has the semantics of the more specialize kind. In the latter case it has semantics as given by the base Type(s) from the annotation(s) (see [8.4.22](#)).

8.4.2.2 Usages

A SysML Usage has the semantics of a KerML Feature (see [KerML, 8.4.3.4]). However, a Usage element is always either instantiated as on of its mode specific subclasses (e.g., AttributeUsage, ItemUsage, etc.), or with at least one semantic metadata annotation. In the former case, the Usage has the semantics of the more specialized kind, except that a ReferenceUsage has no additional semantics. In the latter case it has semantics as given by the base Type(s) from the annotation(s) (see [8.4.22](#)).

8.4.2.3 Variation Definitions and Usages

A Definition or Usage with `isVariation = true` has additional semantic restrictions. In this case, the `validateDefinitionVariationMembership` and `validateUsageVariationMembership` constraints require that all the ownedMembers of the Definition or Usage be variant Usages. The `checkUsageVariationDefinitionSpecialization` and `checkUsageVariationUsageSpecialization`

constraints then require that each variant Usage directly or indirectly specialize its owning variation Definition or Usage.

Thus, a variation Definition of the form

```
variation part def P {
    variant part p1;
    variant part p2;
    ...
}
```

has, with implied Relationships included, the equivalent kernel semantics of

```
// KerML
class P specializes Parts::Part {
    member feature p1 : P subsets Parts::parts;
    member feature p2 : P subsets Parts::parts;
    ...
}
```

Note that VariantMemberships are OwningMemberships but *not* FeatureMemberships, so variant Usages are ownedMembers but *not* ownedFeatures of the variation Definition. Similarly, a Usage of the form

```
variation part p {
    variant part p1;
    variant part p2;
    ...
}
```

has, with implied Relationships included, the equivalent kernel semantics of

```
// KerML
feature p subsets Parts::parts {
    member feature p1 subsets p;
    member feature p2 subsets p;
    ...
}
```

(PartDefinition and PartUsage are used in the examples above for concreteness, but the variation semantics are similar for any kind of Definition or Usage *other* than EnumerationDefinition or EnumerationUsage.)

In addition, the allowable instances of a variation Definition or Usage shall be restricted to values of its corresponding owned variant Usages. This is the fundamental intent of enumerating the variants in the variation declaration. Since a variation enumerates in this way a fixed set of allowed variants, it is not valid for a variation to specialize another variation, since this would imply an inconsistent subsetting of the allowed instances in the specialized Definition or Usage.

Note. The semantic restriction on the instances of a variation is not currently formally captured in the *Systems* semantic model. However, it is required to be enforced by any semantically conformant tool for variability modeling.

8.4.3 Attributes Semantics

Abstract syntax reference: [8.3.7](#)

8.4.3.1 Attribute Definitions

An `AttributeDefinition` is a kind of `Definition` and a kind of KerML `DataType`. The base `AttributeDefinition` `Attributes::AttributeValue` (see [9.2.2.2.1](#)) is just an alias for the KerML `DataType` `Base::DataValue` (see [KerML, 9.2.2]). Therefore, SysML `AttributeDefinitions` have the same semantics as KerML `DataTypes` (see [KerML, 8.4.4.2]), and the KerML `checkDataTypeSpecialization` constraint requires that an `AttributeDefinition` specialize `Base::DataValue`. An `AttributeDefinition` is also syntactically restricted by the `validateAttributeDefinitionFeatures` constraint to have no composite features.

```
attribute def D1 specializes Base::DataValue {
  ref a subsets Base::things;
}
```

As specified in the Kernel Semantic Library, `DataValue` is disjoint from `Occurrence`, which is the base `Type` of SysML `OccurrenceDefinitions` (see [8.4.5](#)). This means that an `AttributeDefinition` cannot specialize an `OccurrenceDefinition` (or any of its more specialized kinds, such as `ItemDefinition`, `ActionDefinition` and `ConstraintDefinition`).

8.4.3.2 Attribute Usages

An `AttributeUsage` is a kind of `Usage` that is syntactically required to be defined only by `DataTypes` (including `AttributeDefinitions`). The base `AttributeUsage` `Attributes::attributeValues` (see [9.2.2.2.2](#)) is an alias for the KerML `Feature` `Base::dataValues` (see [KerML, 9.2.2]). The `checkAttributeUsageDataTypeSpecialization` constraint requires that an `AttributeUsage` specialize `Base::dataValues`, which is typed by `Base::DataValue`. `AttributeUsages` are also syntactically restricted by the `validateAttributeUsageIsReference` to be referential (non-composite) and, by the `validateAttributeUsageFeatures` constraint to have no composite features.

```
attribute def D2 specializes Base::DataValue {
  ref attribute a : ScalarValue::String subsets Base::dataValues;
}
ref attribute d : D2 subsets Base::dataValues {
  ref attribute b subsets a;
}
```

8.4.4 Enumerations Semantics

Abstract syntax reference: [8.3.8](#)

An `EnumerationDefinition` is a kind of `AttributeDefinition`, so the semantic constraints for KerML `DataTypes` apply to it, as for an `AttributeDefinition` (see [8.4.3](#)). However, an `EnumerationDefinition` is also required to have `isVariation = true`, and its `enumeratedValues` are then just its variants (see [8.4.2.3](#) on the semantics of `VariationDefinitions`). Therefore, an `EnumerationDefinition` of the form

```
enum def E {
  enum e1;
  enum e2;
  ...
}
```

is essentially equivalent to

```
variation attribute def E specializes Base::DataValue {
  variant attribute e1 : E subsets Base::dataValues;
```

```

    variant attribute e2 : E subsets Base::dataValues;
    ...
}

```

Note, in particular, that this means that the `enumeratedValues` are *not* features of the containing `EnumeratedDefinition` but, rather, members owned via `VariantMemberships`. However, other than when nested in an `EnumerationDefinition`, an `EnumerationUsage` is semantically just an `AttributeUsage` that is required to be typed by exactly one `EnumerationDefinition` (syntactically enforced by the 1..1 multiplicity of `EnumerationUsage::enumerationDefinition`, see [8.3.8](#)).

Since an `EnumerationDefinition` is already a variation, there is no further concept of a "variation enumeration". Also, since, in general, a variation cannot specialize another variation (as discussed in [8.4.2.3](#)), an `EnumerationDefinition` cannot specialize another `EnumerationDefinition`.

8.4.5 Occurrences Semantics

Abstract syntax reference: [8.3.9](#)

8.4.5.1 Occurrence Definitions

An `OccurrenceDefinition` is a kind of `Definition` and a kind of `KerML Class`. The kernel `checkClassSpecialization` constraint requires that it specialize the base Class `Occurrences::Occurrence` from the Kernel Semantic Library (see [KerML, 9.2.4]). Therefore, SysML `OccurrenceDefinitions` have the same basic semantics as `KerML Classes` (see [KerML, 8.4.4.3]). However, there are additional semantic constraints on an `OccurrenceDefinition` if it has `isIndividual = true` (see below). The Class `Occurrences::Occurrence` is disjoint with `Base::DataValues`, the base Type for `AttributeDefinitions` (see [8.4.3](#)), so an `OccurrenceDefinition` cannot specialize an `AttributeDefinition`.

If an `OccurrenceDefinition` has `isIndividual = true`, then the `validateOccurrenceDefinitionLifeClass` constraint requires that it have a single `ownedMember` that is a `LifeClass`. The following constraints apply to `LifeClass`:

- `checkLifeClassLifeSpecialization` requires that it specialize the Class `Life` from the Kernel Semantic Library `Occurrences` (see [KerML, 9.2.4]).
- `checkLifeClassOccurrenceSpecialization` requires that it specialize its owning `OccurrenceDefinition`.
- `checkLifeClassMultiplicitySpecialization` requires that it have multiplicity `zeroOrOne`.
- `validateLifeClassIsSufficient` requires that it have `isSufficient = true`.

Thus, an `OccurrenceDefinition` declaration of the form

```

individual occurrence def Ind;

```

has the equivalent kernel semantics of

```

// KerML
class Ind specializes Occurrences::Occurrence {
    class all Life specializes Occurrences::Life, Ind {
        multiplicity subsets Base::zeroOrOne;
    }
}

```

The Kernel Semantic Library Class `Life` classifies all `Occurrences` that are *maximal portions*, that is, those `Occurrences` that are not a portion of any other `Occurrence`. Every `Occurrence` is a portion of some `Life`

(possibly itself), as given by the value of its *portionOfLife* feature (see [KerML, 9.2.4]). An *individual Occurrence* is modeled as the subclass that includes a single *Life* and all possible portions (in time and space) of that *Life*. Colloquially, a *Life* represents the "identity" of an individual and the totality of its existence in space and time.

The required Specializations and sufficiency of a *LifeClass* mean that it is the subclass of all *Lives* that are also instances of the owning *OccurrenceDefinition*. The *zeroOrOne* multiplicity of the *LifeClass* then asserts that the *LifeClass* has at most a single instance, meaning that there is at most one instance of the owning *OccurrenceDefinition* that is a *Life*. If this instance exists, then all other instances of the *OccurrenceDefinition* will be portions of it, and the *OccurrenceDefinition* will then model exactly a single individual, as described above. If the instance does not exist, then the extent of *OccurrenceDefinition* will be empty, meaning no such individual exists. (The optional multiplicity on a *LifeClass* thus provides for the ability to model counterfactual situations in which a certain individual is asserted *not* to exist.)

8.4.5.2 Occurrence Usages

An *OccurrenceUsage* is a kind of *Usage* that is syntactically required to be defined only by *Classes* (including *OccurrenceDefinitions*). The following specialization constraints apply to an *OccurrenceUsage*:

- *checkOccurrenceUsageSpecialization* requires that it specialize the Feature *Occurrences::occurrences* from the Kernel Model Library (see [KerML, 9.2.4]), which is typed by *Occurrences::Occurrence*.
- *checkOccurrenceUsageSuboccurrenceSpecialization* requires that, if the *OccurrenceUsage* is composite (non-referential) and owned by an *OccurrenceDefinition* or *OccurrenceUsage*, it specialize the Feature *Occurrences::Occurrence::suboccurrences* (see [KerML, 9.2.4]), which subsets *Occurrences::occurrences*.

```

occurrence def Occ specializes Occurrences::Occurrence {
  ref occurrence a subsets Occurrences::occurrences;
  occurrence b subsets Occurrences::Occurrence::suboccurrences;
}

```

An *OccurrenceUsage* that has an *occurrenceDefinition* with *isIndividual* = true represents a usage of the individual modeled by that *OccurrenceDefinition* (or possibly a time slice or snapshot of it, see below). This is constrained as follows:

- *validateOccurrenceUsageIndividualDefinition* requires that an *OccurrenceUsage* have at most one such *occurrenceDefinition* that has *isIndividual* = true.
- *validateOccurrenceUsageIsIndividual* requires that, if the *OccurrenceUsage* has *isIndividual* = true, it have *exactly* one such *occurrenceDefinition* (which will then be the value of its *individualDefinition* property).

If an *OccurrenceUsage* has a non-null *portionKind*, then it is also required to have a *portioningFeature* with the same *portionKind*. The following semantic constraints apply to a *PortioningFeature*:

- *checkPortioningFeatureSpecialization* requires that it specialize each of the *occurrenceDefinitions* of its owning *OccurrenceUsage*.
- *checkPortioningFeatureRedefinition* requires that, if that, if *portionKind* = *timeslice*, the *PortioningFeature* redefine the Feature *Occurrences::Occurrence::timeSliceOf* and, if *portionKind* = *snapshot*, it redefine the Feature *Occurrences::Occurrence::snapshotOf*, both from the Kernel Semantic Library model for *Occurrences* (see [KerML, 9.2.4]).
- *checkPortioningFeatureMultiplicitySpecialization* requires that it have multiplicity *exactlyOne*.

Thus, the time slice and snapshot declarations

```
timeslice occurrence t : Occ;  
snapshot occurrence s : Occ;
```

have, with implied Relationships included, the equivalent kernel semantics of

```
// KerML  
feature t : Occ subsets Occurrences::occurrences {  
  // Portioning feature  
  feature redefines Occurrences::Occurrence::timeSliceOf : Occ {  
    multiplicity subsets Base::exactlyOne;  
  }  
}  
feature s : Occ subsets Occurrences::occurrences {  
  // Portioning feature  
  feature redefines Occurrences::Occurrence::snapshotOf : Occ {  
    multiplicity subsets Base::exactlyOne;  
  }  
}
```

In the semantic model for *Occurrence*, the Features *timeSliceOf* and *snapshotOf* are the inverses of the Features *timeSlices* and *snapshots*, respectively. The portioningFeatures for *t* and *s*, above, therefore, require that each value of *t* or *s* be one of the *timeSlices* or *snapshots* of an instance of the defining OccurrenceDefinition *Occ*.

8.4.5.3 Event Occurrence Usages

An EventOccurrenceUsage is a kind of OccurrenceUsage that is required to always be referential by the validateEventOccurrenceUsageIsReference. All general semantic constraints on an OccurrenceUsage (see 8.4.5.2) also apply to an EventOccurrenceUsage. In addition, if an EventOccurrenceUsage is an ownedFeature of an OccurrenceDefinition or OccurrenceUsage, then the checkEventOccurrenceUsageSpecialization constraint requires that it specialize the kernel Feature Occurrences::Occurrence::timeEnclosedOccurrences (see [KerML, 9.2.4]). In this case, any Occurrence referenced by the EventOccurrenceUsage must happen within the lifetime of the featuring Occurrence of the EventOccurrenceUsage.

For example, the following model:

```
occurrence occ1;  
occurrence occ2 {  
  event occurrence evt references occ1;  
  // Other than having a name, the above is equivalent to  
  // event occ1;  
}
```

is, with implied Relationships included, semantically equivalent to

```
occurrence occ1 subsets Occurrences::occurrences;  
occurrence occ2 subsets Occurrences::occurrences {  
  ref occurrence evt references occ1  
  subsets Occurrences::Occurrence::timeEnclosedOccurrences;  
}
```

Thus, the values of *occ2.evt* will be some subset of the Occurrences represented by *occ1* that happen within the lifetime of *occ2*.

An `EventOccurrenceUsage` that is *not* an `ownedFeature` of an `OccurrenceDefinition` or `OccurrenceUsage` has the same semantics as a referential `OccurrenceUsage` (see [8.4.5.2](#)).

8.4.6 Items Semantics

Abstract syntax reference: [8.3.10](#)

8.4.6.1 Item Definitions

An `ItemDefinition` is a kind of `OccurrenceDefinition` and a kind of KerML Structure. As such, all the general semantic constraints for an `OccurrenceDefinition` (see [8.4.5](#)) and a Structure (see [KerML, 8.4.4.4]) also apply to an `ItemDefinition`. In addition, the `checkItemDefinitionSpecialization` constraint requires that an `ItemDefinition` specialize the base `ItemDefinition` `Items::Item` (see [9.2.3.2.1](#)), which subclassifies the kernel Class `Objects::Object` (see [KerML, 9.2.5]).

The `Item` semantic model also includes additional features whose semantics is covered in other subclasses:

- `subparts` – A subset of `subitems` and `Parts::parts` that collects the values of all composite `PartUsages` featured by an `Item`. Covered under Parts Semantics (see [8.4.7](#)).
- `checkedConstraints` – A subset of `Constraints::constraintChecks` and `Object::ownedPerformances` that collects all checks of composite `ConstraintUsages` featured by an `Item`. Covered under Constraints Semantics (see [8.4.15](#)).

8.4.6.2 Item Usages

An `ItemUsage` is a kind of `OccurrenceUsage`. As such, all the general semantic constraints for an `OccurrenceUsage` (see [8.4.5](#)) also apply to an `ItemUsage`. The following additional specialization constraints also apply to an `ItemUsage`:

- `checkItemUsageSpecialization` requires that an `ItemUsage` specialize the base `ItemUsage` `Items::items` (see [9.2.3.2.2](#)), which subsets the Kernel Feature `Objects::objects` (see [KerML, 9.2.5]).
- `checkItemUsageSubitemSpecialization` requires that an `ItemUsage` that is composite and has an `owningType` that is an `ItemDefinition` or `ItemUsage` specialize the `ItemUsage` `Items::Item::subitems` (see [9.2.3.2.1](#)), which subsets `Objects::Objects::subobjects` (see [KerML, 9.2.5]) and `Items::items`.

```
item def I specializes Items::Item {
  ref item a subsets Items::items;
  item b subsets Items::Item::subitems;
}
```

As a kind of `Object`, an `Item` may have a physical extent in three-dimensional space as well as existing over time. The semantic model for an `Item` contains a number of specializations of the kernel spatial model (see [KerML, 9.2.4 and 9.2.5]), including the features `shape`, `envelopingShapes`, `boundingShapes`, `voids`, and `isSolid` (see [9.2.3.2.1](#) for details). This provides the basis for the geometric shape model defined in the Geometry Domain Library (see [9.7](#)).

8.4.7 Parts Semantics

Abstract syntax reference: [8.3.11](#)

8.4.7.1 Part Definitions

A `PartDefinition` is a kind of `ItemDefinition`. As such, all the general semantic constraints for an `ItemDefinition` (see [8.4.6](#)) also apply to a `PartDefinition`. In addition, the `checkPartDefinitionSpecialization` constraint requires that a `PartDefinition` specialize the base `PartDefinition Parts::Part` (see [9.2.4.2.1](#)), which subclassifies `Items::Item` (see [9.2.3.2.1](#)).

The `Part` semantic model also includes additional features whose semantics is covered in other subclasses:

- *ownedPorts* – A subset of `Ports::ports` and `Occurrences::timeEnclosedOccurrences` that collects the values of the `PortUsages` featured by a `Part`. Covered under Ports Semantics (see [8.4.8](#)).
- *performedActions* – A subset of `Actions::actions` and `Objects::enactedPerformances` that collects the values of the `PerformedActionUsages` featured by a `Part`. Covered under Actions Semantics (see [8.4.12](#)).
- *ownedActions* – A subset of `Actions::actions` and `Objects::ownedPerformances` that collects the values of the composite `ActionUsages` featured by a `Part`. Covered under Actions Semantics (see [8.4.12](#)).
- *exhibitedStates* – A subset of `States::stateActions` and `performedActions` that collects the values of the `ExhibitStateUsages` featured by a `Part`. Covered under States Semantics (see [8.4.13](#)).
- *ownedStates* – A subset of `States::stateActions` and `ownedActions` that collects the values of the composite `StateUsages` featured by a `Part`. Covered under States Semantics (see [8.4.13](#)).

8.4.7.2 Part Usages

A `PartUsage` is a kind of `ItemUsage`. As such, all the general semantic constraints for an `ItemUsage` (see [8.4.6](#)) also apply to a `PartUsage`, as well as the following additional specialization constraints:

- `checkPartUsageSpecialization` requires that a `PartUsage` specialize the base `PartUsage Parts::parts` (see [9.2.4.2.2](#)).
- `checkPartUsageSubpartSpecialization` requires that a `PartUsage` that is composite and has an `owningType` that is an `ItemDefinition` or `ItemUsage` specialize the `PartUsage Items::Item::subparts` (see [9.2.3.2.1](#)), which subsets `Items::Item::subitems` (see [9.2.3.2.1](#)) and `Parts::parts`.

```
part def P specializes Parts::Part {
  ref part a subsets Parts::parts;
  part b subsets Items::Item::subparts;
  item c subsets Items::Item::subitems {
    part p : P subsets Items::Item::subparts;
  }
}
```

- `checkPartUsageActorSpecialization` requires that a `PartUsage` that is owned by a `ActorMembership` specialize either the `PartUsage Requirements::RequirementCheck::actors` (see [9.2.13.2.8](#)) or `Cases::Case::actors` (see [9.2.14.2.1](#)). See also Requirements Semantics ([8.4.16](#)) and Case Semantics (see [8.4.17](#)).
- `checkPartUsageStakeholderSpecialization` requires that a `PartUsage` that is owned by a `StakeholderMembership` specialize the `PartUsage Requirements::RequirementCheck::stakeholders` (see [9.2.13.2.8](#)). See also Requirements Semantics ([8.4.16](#)).

8.4.8 Ports Semantics

Abstract syntax reference: [8.3.12](#)

8.4.8.1 Port Definitions

A `PortDefinition` is a kind of `OccurrenceDefinition` and a kind of `KerML Structure`. As such, all the general semantic constraints for an `OccurrenceDefinition` (see [8.4.5](#)) and a `Structure` (see [\[KerML, 8.4.4.4\]](#)) also apply to a `PortDefinition`. The following additional constraints apply to a `PortDefinition`:

- `checkPortDefinitionSpecialization` requires that a `PortDefinition` specialize the base `PortDefinition Ports::Port` (see [9.2.5.2.1](#)), which subclassifies the kernel `Class Objects::Object` (see [\[KerML, 9.2.5\]](#)).
- `validatePortDefinitionNestedUsagesNotComposite` requires that all nested usages of the `PortDefinition` that are *not* `PortUsages` are referential (non-composite).

A `PortDefinition` is parsed as containing a `ConjugatedPortDefinition` with a `ConjugatedPortDefinition Relationship` pointing back to the containing `PortDefinition`. A `PortConjugation` is a kind of `KerML Conjugation` and, except for being syntactically restricted to be between a `ConjugatedPortDefinition` and a (non-conjugated) `PortDefinition`, it has the same effect as `Conjugation`. That is, the `ConjugatedPortDefinition` is considered to inherit the features of its `PortDefinition`, but in and out directions are reversed (see [\[KerML, 8.3.3.1\]](#)).

Thus, a `PortDefinition` declaration of the form

```
port def Pd {
  // Directed features are always referential
  // (ref keyword is optional).
  in ref a;
  out ref b;
  inout ref c;
  ref item d;
}
```

has, with implied Specializations included, the equivalent kernel semantics of

```
// KerML
struct Pd specializes Ports::Port {
  in feature a subsets Base::things;
  out feature b subsets Base::things;
  inout feature c subsets Base::things;
  feature d subsets Items::Item;

  struct '~Pd' conjugates Pd {
    /* Effective conjugated features:
    out feature a subsets Base::things;
    in feature b subsets Base::things;
    inout feature c subsets Base::things;
    feature d subsets Items::Item;
    */
  }
}
```

Note that the KerML `validateSpecificationSpecificNotConjugated` constraint disallows a `Type` that is conjugated from having an owned specialization (see [\[KerML, 8.3.3.1\]](#)). Nevertheless, `~Pd` still satisfies the `checkPortDefinitionSpecialization` constraint because its original `PortDefinition` does.

8.4.8.2 Port Usages

A `PortUsage` is a kind of `OccurrenceUsage` that is syntactically restricted to be defined only by `PortDefinitions`. As such, all the general semantic constraints for an `OccurrenceUsage` (see [8.4.5](#)) also apply to a `PortUsage`, as well as the following additional constraints:

- `checkPortUsageSpecialization` requires that a `PortUsage` specialize the base `PortUsage` `Ports::ports` (see [9.2.5.2.2](#)), which subsets the kernel `Feature Objects::objects` (see [KerML, 9.2.5]).
- `checkPortUsageSubportSpecialization` constraint requires that a `PortUsage` that is composite and has an `owningType` that is an `PortDefinition` or `PortUsage` specialize the `PortUsage` `Ports::Port::subports` (see [9.2.5.2.1](#)), which subsets `Occurrences::Occurrence::timeEnclosedOccurrences` (see [KerML, 9.2.4]) and `Ports::ports`.
- `validatePortUsageNestedUsagesNotComposite` requires that all nestedUsages of the `PortUsage` that are *not* `PortUsages` are referential (non-composite).

```
port p : Pd specializes Ports::ports {
  port p1 subsets Ports::Port::subports;
  ref port p2 subsets Ports::ports;
}
```

The following constraints apply to a `PortUsage` that is *not* nested in a `PortDefinition` or `PortUsage`:

- `validatePortUsageIsReference` requires that it is referential (non-composite).
- `checkPortUsageOwnedPortSpecialization` requires that a `PortUsage` has an `owningType` that is a `PartDefinition` or `PartUsage` specialize the `PortUsage` `Parts::Part::ownedPorts` (see [9.2.4.2.1](#)).

```
part def P specializes Parts::Part {
  // PortUsages not nested in PortDefinitions or PortUsages
  // are always referential (ref keyword is optional).
  ref port p : Pd subsets Parts::Part::ownedPorts;
}
```

A `PortUsage` may have an `ownedFeatureTyping` that is a `ConjugatedPortTyping`, in which case the type is the `ConjugatedPortDefinition` for the named `PortDefinition` (see [8.2.2.12](#)). Thus, the declaration

```
port p : ~Pd;
```

is equivalent to

```
port p : Pd::~'~Pd';
```

8.4.9 Connections Semantics

Abstract Syntax Reference: [8.3.13](#)

8.4.9.1 Connection Definitions

A `ConnectionDefinition` is a kind of `PartDefinition` and a kind of KerML `AssociationStructure`. As such, all the general semantic constraints for a `PartDefinition` (see [8.4.7](#)) and an `AssociationStructure` (see [KerML, 8.4.4.5.2]) also apply to a `ConnectionDefinition`. In addition, the `checkConnectionDefinitionSpecialization` constraint requires that a `ConnectionDefinition` specialize the base `ConnectionDefinition` `Connections::Connection` (see [9.2.6.2.3](#)), which subclassifies the

PartDefinition *Parts::Part* (see [9.2.4.2.1](#)) and the kernel AssociationStructure *Objects::LinkObject* (see [KerML, 9.2.5]).

A ConnectionDefinition must have at least two connectionEnd Features (unless it is abstract), and it may also have ownedFeatures that are not ends. The checkFeatureEndSpecialization and checkFeatureEndRedefinitionSpecialization constraints apply to the connectionEnds of a ConnectionDefinition. As a result, all connectionEnds must directly or indirectly specialize the kernel Feature *Link::participant* and they must redefine the end Features of any Associations specialized by their owning ConnectionDefinition (see [KerML, 8.4.4.5]).

```
connection def C specializes Connections::Connection {
  end ref e1 subsets Links::Link::participant;
  end ref e2 subsets Links::Link::participant;
  end ref e3 subsets Links::Link::participant;
}
connection def D specializes C {
  end ref f1 redefines C::e1;
  end ref f2 redefines C::e2;
  end ref f3 redefines C::e3;
}
```

In addition, there are special rules for the semantics of the multiplicity of end Features (see [KerML, 8.4.4.5]).

The checkConnectionDefinitionBinarySpecialization constraint requires that a binary ConnectionDefinition specialize the ConnectionDefinition *Connections::BinaryConnection*, which subclassifies *Connection* and *Objects::BinaryLinkObject* (see [KerML, 9.2.5]), which is a subclassification of *Objects::LinkObject* and *Links::BinaryLink* (see [KerML, 9.2.3] that restricts a *BinaryConnection* two have exactly two *participants* corresponding to two ends called *source* and *target*. As required by the checkFeatureEndRedefinition constraint, the first connectionEnd of a binary Association will redefine *Connections::BinaryConnection::source* and its second connectionEnd will redefine *Connections::BinaryConnection::target*.

```
connection def B specializes Connections::BinaryConnections {
  end ref e1 redefines Connections::BinaryConnection::source;
  end ref e2 redefines Connections::BinaryConnection::target;
}
```

8.4.9.2 Connection Usages

A ConnectionUsage is a PartUsage and a ConnectorAsUsage, which is a kind of KerML Connector. As such, all the general semantic constraints for a PartUsage (see [8.4.7](#)) and a Connector (see [KerML, 8.4.4.6.1]) also apply to a ConnectionUsage. In addition, the checkConnectionUsageSpecialization constraint requires that a ConnectionUsage specialize the base ConnectionUsage *Connections::connections* (see [9.2.6.2.4](#)), which is defined by *Connections::Connection* and subsets the PartUsage *Parts::parts* (see [9.2.4.2.2](#)) and the kernel Feature *Objects::linkObjects* (see [KerML, 9.2.5]). A ConnectionUsage is syntactically restricted to be defined only by AssociationStructures (including ConnectionDefinitions). Further, the checkFeatureEndRedefinition constraint requires that the end Features of a ConnectionUsage redefine of corresponding end Features of its connectionDefinitions (see [KerML, 8.4.4.5]).

```
connection c : C subsets Connections::connections {
  end ref e1 references f1 redefines C::e1;
  end ref e2 references f2 redefines C::e2;
  end ref e3 references f3 redefines C::e1;
}
```

Note that the `relatedFeatures` of a `ConnectionUsage` are determined by the `referencedFeatures` of its ends. Therefore, unless the `ConnectionUsage` is abstract, every end must have an `ownedReferenceSubsetting`.

The `checkConnectionUsageBinarySpecialization` constraint requires that a binary `ConnectionUsage` specialize the `ConnectionUsage` `Connections::binaryConnections` (see [9.2.6.2.2](#)), which is defined by `Connections::BinaryConnection` and subsets the `Connections::connections` and the kernel `Feature Objects::binaryLinkObjects` (see [KerML, 9.2.5])

```

connection b : B subsets Connections::binaryConnections {
  end ref source references f1 redefines B::source;
  end ref target references f2 redefines B::target;
}

```

Since a `ConnectionUsage` is a kind of `PartUsage`, the `checkPartUsageSupartSpecialization` constraint requires that a composite `ConnectionUsage` nested in an `ItemDefinition` or `ItemUsage` of any kind specialize the `PartUsage` `Items::Item::subparts` (see [9.2.3.2.1](#)) as well as `Connections::connections` or `Connections::binaryConnections` (see also [8.4.7.2](#)).

```

part def P specializes Parts::Part {
  part f1 subsets Items::Item::subparts;
  part f2 subsets Items::Item::subparts;
  connector b : B
    subsets Connections::binaryConnections, Items::Items::subparts
    connects f1 to f2;
}

```

8.4.9.3 Binding Connectors As Usages

A `BindingConnectorAsUsage` is a kind of `ConnectorAsUsage` and a kind of KerML `BindingConnector`. As such, all the general semantic constraints for a `Usage` (see [8.4.2](#)) and a `BindingConnector` (see [KerML, 8.4.4.6.2]) also apply to a `BindingConnectorAsUsage`. In particular, the `checkBindingConnectorSpecialization` constraint requires that `BindingConnectorAsUsages` specialize the kernel `Feature` `Links::selfLink`, which is typed by the `Association` `SelfLink` (see [KerML, 9.2.3]). A `BindingConnectorAsUsage` therefore has the same basic semantics as a KerML `BindingConnector`, asserting that the (single) values of its two ends must be the same things (see [KerML, 8.4.4.6.2]).

Thus, a `BindingConnectorAsUsage` declaration of the form

```
bind f1 = f2;
```

has, with implied specializations included, the equivalent kernel semantics of

```

// KerML
connector subsets Links::selfLinks {
  end feature thisThing redefines Links::SelfLink::thisThing references f1;
  end feature thatThing redefines Links::SelfLink::thatThing references f2;
}

```

Note that a `BindingConnectorAsUsage` does *not* have the semantics of a SysML `ConnectionUsage`, because a `ConnectionUsage` must be defined by `AssociationStructures` (see [8.4.9.2](#)), and `Links::selfLink` is an `Association` but *not* an `AssociationStructure`.

The KerML `checkFeatureValueBindingConnector` constraint requires that a `FeatureValue` with `isDefault = false` have a `BindingConnector` to enforce its semantics (see [KerML, 8.4.4.11]). For a SysML

model, it is allowable to use a `BindingConnectorAsUsage`, rather than a plain KerML `BindingConnector`, as the implied `Relationship` to satisfy this constraint.

8.4.9.4 Successions As Usages

A `SuccessionAsUsage` is a kind of `ConnectorAsUsage` and a kind of KerML `Succession`. As such, all the general semantic constraints for an `Usage` (see [8.4.2](#)) and a `Succession` (see [KerML, 8.4.4.6.3]) also apply to a `SuccessionAsUsage`. In particular, the `checkSuccessionSpecialization` constraint requires that a `SuccessionAsUsage` specialize the KerML `Feature Occurrences::happensBeforeLinks` (see [KerML, 9.2.4]), which is typed by the Association `HappensBefore`. A `SuccessionAsUsage` therefore has the same basic semantics as a KerML `Succession`, asserting that the `Occurrence` identified by its first end happens temporally before the one identified by its second end.

Thus, a `SuccessionAsUsage` declaration of the form

```
succession first f1 then f2;
```

has, with implied `Specifications` included, the equivalent kernel semantics of

```
// KerML
connector subsets Occurrences::happensBeforeLinks {
  end feature earlierOccurrence references f1
  redefines Occurrences::HappensBefore::earlierOccurrence;
  end feature laterOccurrence references f2
  redefines Occurrences::HappensBefore::laterOccurrence;
}
```

Note that a `SuccessionAsUsage` does *not* have the semantics of a SysML `ConnectionUsage`, because a `ConnectionUsage` must be defined by `AssociationStructures` (see [8.4.9.2](#)), and `Occurrences::HappensBefore` is an `Association` but *not* an `AssociationStructure`.

8.4.9.5 Flow Connection Definitions

A `FlowConnectionDefinition` is a kind of `ConnectionDefinition`, a kind of `ActionDefinition`, and a kind of KerML `Interaction`. As such, all the general semantic constraints for `ConnectionDefinitions` (see [8.4.9.1](#)), `ActionDefinitions` (see [8.4.12.1](#)), and `Interactions` (see [KerML, 8.4.4.10.1]) also apply to `FlowConnectionDefinitions`. In addition, the `checkFlowConnectionDefinitionSpecialization` constraint requires that a `FlowConnectionDefinition` specialize the base `FlowConnectionDefinition Connections::MessageConnection` (see [9.2.6.2.7](#)), which subclassifies the `ConnectionDefinition BinaryConnection` (see [9.2.6.2.1](#)) and the `ActionDefinition Actions::Action` (see [9.2.9.2.4](#), as well as the kernel `Interaction Transfers::Transfer` (see [KerML, 9.2.7])).

A `FlowConnectionDefinition` is always binary, with `source` and `target` ends corresponding to the corresponding ends of `Transfer`. It also inherits `MessageConnection::payload`, which is a redefinition of `Transfer::item`, representing the payload being transferred. These features can be redefined to restrict the allowed `type` of the ends connected by a flow and the `type` of the payload transferred across the flow, as desired. Note that the `source` and `target` ends must be kinds of `Occurrences`, but that the `payload` can be anything,

```
flow def M specializes Connections::MessageConnection {
  item i : I redefines MessageConnection::payload;
  end p : P redefines MessageConnection::source;
  end q : Q redefines MessageConnection::target;
}
```

The ends of a *MessageConnection* identify the *Occurrences* between which *payload* values are flowing, but they do not identify how these values are obtained from the *source* (the *sourceOutput* Feature) or to where they are delivered at the target (the *targetInput* Feature). In order to restrict the *sourceOutput* and *targetInput* in a *FlowConnectionDefinition*, the *FlowConnectionDefinition* can specialize *Connections::FlowConnection* (see [9.2.6.2.5](#)), which is a *MessageConnection* that also subclassifies the kernel Interaction *FlowTransfer* (see [KerML, 9.2.7]).

```

part def P specializes Parts::Part {
  port p1 : Pd subsets Parts::Part::ownedPorts;
}
part def Q specializes Parts::Part {
  port p2 : ~Pd subsets Parts::Part::ownedPorts;
}
flow def F specializes Connections::FlowConnection {
  item i : I redefines MessageConnection::payload;
  end p : P redefines MessageConnection::source {
    port p1 redefines P::p1, MessageConnection::source::sourceInput;
  }
  end q : Q redefines MessageConnection::target {
    port p2 redefines Q::p2, MessageConnection::source::targetOutput;
  }
}

```

A *FlowConnectionDefinition* may also specialize *Connections::SuccessionFlowConnection* (see [9.2.6.2.9](#)), which is a *FlowConnection* that also subclassifies the kernel Interaction *FlowTransferBefore* (see [KerML, 9.2.7]). A *SuccessionFlowConnection* not only represents a flow from the *source* to the *target*, but it also asserts that the flow happens after the completion of the lifetime of the *source* and before the start of the lifetime of the *target* (e.g., if the *source* and *target* are *Actions*, then the *source Action* must complete before the flow can start, and the flow must complete before the *target Action* can start).

8.4.9.6 Flow Connection Usages

A *FlowConnectionUsage* is a kind of *ConnectionUsage*, a kind of *ActionUsage*, and a kind of KerML *ItemFlow* that is syntactically restricted to be defined by only KerML Interactions (including *FlowConnectionDefinitions*). As such, all the general semantic constraints that apply to a *ConnectionUsage* (see [8.4.9.2](#)), an *ActionUsage* (see [8.4.12.2](#)), and an *ItemFlow* (see [KerML, 8.4.4.10.2]) also apply to a *FlowConnectionUsage*. In addition, the *checkFlowConnectionUsageSpecification* constraint requires that a *FlowConnectionUsage* specialize the base *FlowConnectionUsage* *Connections::messageConnections* (see [9.2.6.2.8](#)), which is typed by the *ConnectionDefinition* *Connections::MessageConnection* (see [9.2.6.2.7](#)) and subsets the *ConnectionUsage* *Connections::binaryConnections* (see [9.2.6.2.2](#)), the *ActionUsage* *Actions::actions* (see [9.2.9.2.5](#)), and the kernel *Step Transfers::transfers* (see [KerML, 9.2.7]). Further, if the *FlowConnectionUsage* has *itemFlowEnds*, then it must specialize the *FlowConnectionUsage* *Connections::flowConnections* (see [9.2.6.2.6](#)), which is defined by the *FlowConnectionDefinition* *Connections::FlowConnection* (see [9.2.6.2.5](#)) and subsets *Connections::messageConnections* and the kernel *Step Transfers::flowTransfers* (see [KerML, 9.2.7]).

A message declaration of the form

```

message m : M of i : I from evt1 to evt2;

```

is parsed as an abstract *FlowConnectionUsage*, but without any *connectionEnds* (see [8.2.2.13.4](#)), so it is required by *checkFlowConnectionUsageSpecification* to just specialize *Connections::messageConnections*. Rather than being parsed as *connectionEnds*, *evt1* and *evt2* are

parsed as in *parameters*, which are then, by the KerML *checkFeatureParameterRedefinition* constraint (see [KerML, 8.4.4.7]), required to redefine the parameters *sourceEvent* and *targetEvent* from *MessageConnection*. The payload declaration *i : I* is parsed as a KerML *ItemFeature* (see [KerML, 8.4.4.10]) that is required by the *checkItemFeatureRedefinition* constraint to redefine the *Feature Transfers::Transfer::item* (see [KerML, 9.2.7]; this is equivalent to redefining *Connections::MessageConnection::payload*).

```

abstract flow m : M subsets Connections::messageConnections {
  // ItemFeature
  ref i : I redefines Transfers::Transfer::'item';

  // parameters
  in redefines Connections::MessageConnection::sourceEvent
    references evt1;
  in redefines Connections::MessageConnection::targetEvent
    references evt2;
}

```

Such a *FlowConnectionUsage* asserts that there is some *sourceEvent* that occurs to initiate a flow and provide the payload and some *targetEvent* that occurs to accept the flow payload, but it does not constrain what the actually connected *source* and *target* Features are. This allows for, e.g., the case in which the *sourceEvent* is a *SendAction* and the *targetEvent* is an *AcceptAction*, but the connected *source* and *target* Features are Ports (see also [8.4.12](#) on the semantics of *SendActionUsage* and *AcceptActionUsage*).

A flow declaration of the form

```

flow f : F of i : I from src.src_out to tgt.tgt_in;

```

is parsed with two *ItemFlowEnds* (see [KerML, 8.3.4.9]) referencing *src* and *tgt*, with nested redefinitions of *src_out* and *tgt_in* (as for a KerML *ItemFlow* [KerML, 8.4.4.10]), respectively. Since it has *ItemFlowEnds*, the *checkFlowConnectionUsageSpecification* constraint requires it to specialize *Connections::flowConnections*. The KerML *checkFeatureEndRedefinition* and *checkFeatureItemFlowFeatureRedefinition* constraints then require both the redefinition of the end Features (as for a regular *ConnectionUsage*, see [8.4.9.2](#)) and the redefinition of the *sourceOutput* and *targetInput* Features.

```

flow f : F subsets Connections::flowConnections {
  // ItemFeature
  ref i : I redefines Transfers::Transfer::'item';

  // First ItemFlowEnd
  end redefines Connections::flowConnections::source references src {
    redefines Transfers::Transfer::source::sourceOutput, src_out;
  }

  // Second ItemFlowEnd
  end redefines Connections::flowConnections::target references tgt {
    redefines Transfers::Transfer::target::targetInput, tgt_in;
  }
}

```

In this case, the *sourceEvent* and *targetEvent* parameters default to the starting and ending snapshots of the *FlowConnection*, which are required to occur during the lifetime of the *source* and *target Occurrences*, respectively.

Since a `FlowConnectionUsage` is a kind of `ActionUsage`, the `checkActionUsageSubactionSpecialization` constraint requires that a `FlowConnectionUsage` nested in an `ActionDefinition` or `ActionUsage` specialize `Actions::Action::subactions` (see [9.2.9.2.4](#)) as well as `Connections::flowConnections` (see also [8.4.12.2](#)).

```

action def A specializes Actions::Action {
  action a1 : A1 subsets Actions::Action::subactions;
  action a2 : A2 subsets Actions::Action::subactions;
  flow subsets Connections::flowConnections, Actions::Action::subactions
    from a1.a1_out to a2.a2_in;
}

```

8.4.9.7 Succession Flow Connection Usage

A `SuccessionFlowConnectionUsage` is a kind of `FlowConnectionUsage` and a kind of `KerML SuccessionItemFlow`. As such, all the general semantic constraints of a `FlowConnectionUsage` (see [8.4.9.6](#)) and a `SuccessionItemFlow` (see [KerML, 8.4.4.10]) also apply to a `SuccessionFlowConnectionUsage`. A `SuccessionFlowConnectionUsage` is semantically the same as a `FlowConnectionUsage`, except that the `checkSuccessionFlowConnectionUsageSpecialization` constraint requires that it specialize the `FlowConnectionUsage Connections::successionFlowConnections` (see [9.2.6.2.10](#)), which is defined by the `FlowConnectionDefinition SuccessionFlowConnection` (see [9.2.6.2.9](#); see also [8.4.9.5](#)) and subsets the `FlowConnectionUsage Connections::flowConnections` (see [9.2.6.2.6](#)) and the kernel `Step flowTransfersBefore` (see [KerML, 9.2.7]). As a result, a `SuccessionFlowConnectionUsage` has the semantics of both a temporal succession from its *source* to itself to its *target* and a flow from the *source* to the *target*.

Thus, a succession flow declaration of the form

```

succession flow of i : I from src.src_out to tgt.tgt_in;

```

is semantically equivalent, with implied Specializations included, to:

```

succession flow subsets Connections::successionFlowConnections {
  // ItemFeature
  ref i : I redefines Transfers::Transfer::'item';

  // First ItemFlowEnd
  end redefines Connections::flowConnections::source references src {
    redefines Transfers::Transfer::source::sourceOutput, src_out;
  }

  // Second ItemFlowEnd
  end redefines Connections::flowConnections::target references tgt {
    redefines Transfers::Transfer::target::targetInput, tgt_in;
  }
}

```

8.4.10 Interfaces Semantics

Abstract syntax reference: [8.3.14](#)

8.4.10.1 Interface Definitions

An `InterfaceDefinition` is a kind of `ConnectionDefinition` whose `connectionEnds` are syntactically restricted to be `PortUsages`. As such, all the general semantic constraints that apply to a

ConnectionDefinition (see [8.4.9.1](#)) also apply to an InterfaceDefinition, as well as the following additional specialization constraints:

- checkInterfaceDefinitionSpecialization requires that an InterfaceDefinition specialize the base InterfaceDefinition *Interfaces::Interface* (see [9.2.7.2.3](#)), which subclassifies the ConnectionDefinition *Connection::Connection* (see [9.2.6.2.3](#)).
- checkInterfaceDefinitionBinarySpecialization requires that an InterfaceDefinition that is binary specialize the InterfaceDefinition *Interfaces::BinaryInterface* (see [9.2.7.2.1](#)), which subclassifies *Interfaces::Interface* and the ConnectionDefinition *Connections::BinaryConnection* (see [9.2.6.2.1](#)), redefining the *source* and *target* ends so that they are PortUsages.

```
interface def I1 specializes Interfaces::Interface {
  end port p1 subsets Links::Link::participant;
  end port p2 subsets Links::Link::participant;
  end port p3 subsets Links::Link::participant;
}
interface def I2 specializes Interfaces::BinaryInterface {
  end port p1 redefines Interfaces::BinaryInterface::source;
  end port p2 redefines Interfaces::BinaryInterface::target;
}
```

8.4.10.2 Interface Usages

[SYSML2-54](#): Error in InterfaceUsage semantics subclause

An InterfaceUsage is a kind of ConnectionUsage whose connectionDefinitions are syntactically restricted to be only InterfaceDefinitions. Since InterfaceDefinitions have ends that are PortUsages, the ends of an InterfaceUsage must also be ports. The general semantic constraints of a ConnectionUsage (see [8.4.9.2](#)) also apply to an InterfaceUsage, as well as the following additional specialization constraints:

- checkInterfaceUsageSpecialization requires that an InterfaceUsage specialize the base InterfaceUsage *Interfaces::interfaces* (see [9.2.7.2.4](#)), which is defined by the InterfaceDefinition *Interfaces::Interface* (see [9.2.7.2.3](#)) and subsets the ConnectionUsage *Connection::connections* (see [9.2.6.2.4](#)).
- checkInterfaceUsageBinarySpecialization requires that a binary InterfaceUsage specialize the InterfaceUsage *Interfaces::binaryInterfaces* (see [9.2.7.2.2](#)), which is defined by the InterfaceDefinition *Interfaces::BinaryInterface* (see [9.2.7.2.1](#)) and subsets the ConnectionUsage *Connections::binaryConnections* (see [9.2.6.2.2](#)).

```
interface i1 : I1 subsets Interfaces::interfaces {
  end port p1 references q1 redefines I1::e1;
  end port p2 references q2 redefines I1::e2;
  end port p3 references q3 redefines I1::e3;
}
interface i2 : I2 subsets Interfaces::binaryInterfaces {
  end port p1 references q1 redefines I2::p1;
  end port p2 references q2 redefines I2::p2;
}

part def P specializes Parts::Part {
  part f1 : F1 subsets Items::Item::subparts;
  part f2 : F2 subsets Items::Item::subparts;

  // A nested InterfaceUsage also subsets subparts.
```

```

interface b : B
  subsets Interface::binaryInterfaces, Items::Items::subparts
  connects f1.p1 to f2.p2;
}

```

8.4.11 Allocations Semantics

Abstract syntax reference: [8.3.15](#)

8.4.11.1 Allocation Definitions

An AllocationDefinition is a kind of binary ConnectionDefinition. The checkAllocationDefinitionSpecialization constraint requires that an AllocationDefinition specialize the base AllocationDefinition *Allocations::Allocation* (see [9.2.8.2.1](#)), which subclassifies the ConnectionDefinition *Connection::BinaryConnection* (see [9.2.6.2.1](#)). Otherwise, the semantics of an AllocationDefinition are the same as for a binary ConnectionDefinition (see [8.4.9.1](#)).

```

allocation def A specializes Allocations::Allocation {
  end e1 redefines Allocations::Allocation::source;
  end e2 redefines Allocations::Allocation::target;
}

```

8.4.11.2 Allocation Usages

An AllocationUsage is a kind of binary ConnectionUsage whose connectionDefinitions are syntactically restricted to be only AllocationDefinitions. The checkAllocationUsageSpecialization constraint requires that an AllocationUsage specialize the base AllocationUsage *Allocations::allocations* (see [9.2.8.2.2](#)), which is defined by the AllocationDefinition *Allocations::Allocation* (see [9.2.8.2.1](#)) and subsets the ConnectionUsage *Connection::binaryConnections* (see [9.2.6.2.4](#)) (see [9.2.6.2.2](#)). Otherwise, the semantics of an AllocationUsage are the same as for a ConnectionUsage (see [8.4.9.2](#)).

```

allocation a : A subsets Allocations::allocations {
  end ref e1 references f1 redefines A::e1;
  end ref e2 references f2 redefines A::e2;

  // A nested AllocationUsage is a subpart.
  allocation subsets Allocations::allocations, Items::Item::subparts
    allocate e1.x to e2.y;
}

```

8.4.12 Actions Semantics

Abstract syntax reference: [8.3.16](#)

8.4.12.1 Action Definitions

An ActionDefinition is a kind of OccurrenceDefinition and a kind of KerML Behavior. As such, all the general semantic constraints for an OccurrenceDefinition (see [8.4.5](#)) and a Behavior (see [KerML, 8.4.4.7.1]) also apply to an ActionDefinition. In addition, the checkActionDefinitionSpecialization constraint requires that an ActionDefinition specialize the base ActionDefinition *Actions::Action* (see [9.2.9.2.4](#)), which subclassifies the kernel Behavior *Performances::Performance* (see [KerML, 9.2.6]). Further, the KerML checkFeatureParameterRedefinition constraint (see [KerML, 8.4.4.7.1]) requires that any owned parameters (i.e., directed ownedFeatures) of an ActionDefinition redefine corresponding parameters of any Behaviors it specializes (including other ActionDefinitions).


```

action def A specializes Actions::Action {
  in ref x[0..*] subsets Base::things;
  out ref y[0..1] subsets Base::things;
  inout ref z subsets Base::things;
}
action def A1 specializes A {
  in ref x1[1] redefines x;
  out ref y1[1] redefines y;
  // z is inherited without redefinition
}

```

The *Action* semantic model also includes additional features that collect various composite *subactions* of an *Action*:

- *subactions* – All *subperformances* of an *Action* that are *Actions* (see [8.4.12.2](#)).
- *transitions* – The *subactions* that are *TransitionActions* (see [8.4.12.3](#) and [8.4.13.3](#)).
 - *decisionTransitions* – The *transitions* that are *DecisionTransitionActions*.
- *controls* – The *subactions* that are *ControlActions* (see [8.4.12.4](#)).
 - *merges* – The *controls* that are *MergeActions*.
 - *decisions* – The *controls* that are *DecisionActions*.
 - *joins* – The *controls* that are *JoinActions*.
 - *forks* – The *controls* that are *ForkActions*.
- *sendSubactions* – The *subactions* that are *SendActions* (see [8.4.12.5](#)).
- *acceptSubactions* – The *subactions* that are *AcceptActions* (see [8.4.12.6](#)).
- *assignments* – The *subactions* that are *AssignmentActions* (see [8.4.12.7](#)).
- *ifSubactions* – The *subactions* that are *IfThenActions* (see [8.4.12.8](#)).
- *loops* – The *subactions* that are *LoopActions* (see [8.4.12.9](#)).
 - *whileLoops* – The *loops* that are *WhileLoopActions*.
 - *forLoops* – The *loops* that are *ForLoopActions*.

8.4.12.2 Action Usages

An *ActionUsage* is a kind of *OccurrenceUsage* and a kind of *KerML Step*. As such, all the general semantic constraints for an *OccurrenceUsage* (see [8.4.5](#)) and a *Step* (see [KerML, 8.4.4.7.2]) also apply to an *ActionUsage*, as well as the following additional specialization constraints:

- *checkActionUsageSpecialization* requires that an *ActionUsage* specialize the base *ActionUsage* *Actions::actions* (see [9.2.9.2.5](#)), which is defined by the *ActionDefinition* *Actions::Action* (see [9.2.9.2.4](#)) and subsets the kernel *Step Performances::performances* (see [KerML, 9.2.6]). Further, the *KerML checkFeatureParameterRedefinition* constraint requires that any owned parameters (i.e., directed ownedFeatures) of a *ActionUsage* redefine corresponding parameters of any *Behaviors* or *Steps* it specializes (including *ActionDefinitions* and *ActionUsages*).

```

action a : A subsets Actions::actions {
  in ref x redefines A::x = x1;
  out ref y redefines A::y;
  inout ref z redefines A::z := z1 ;
}

action a1 : A1 subsets a {
  in ref x redefines A1::x, a::x;
  out ref y redefines A2::y, a::y;
}

```

- `checkActionUsageSubactionSpecialization` requires that an `ActionUsage` that is composite, has an `owningType` that is an `ActionDefinition` or `ActionUsage`, and is *not* the `entryAction` or `exitAction` of a `StateDefinition` or `StateUsage` (see [8.4.13](#)) specialize the `ActionUsage` `Actions::Action::subactions` (see [9.2.9.2.4](#)), which subsets the kernel `Step` `Performances::Performance::subperformances` (see [KerML, 9.2.6]). Note also that, in other cases, the general KerML `checkStepEnclosedPerformanceSpecialization` and `checkStepSubperformanceSpecialization` constraints will still apply (see [KerML, 8.4.4.7]).

```

action def Act subsets Actions::Action {
  action act1 subsets Actions::Action::subactions;
  ref action act2 subsets Actions::actions,
    Performances::Performance::enclosedPerformances;
}

```

- `checkActionUsageOwnedActionSpecialization` requires that a composite `ActionUsage` whose `owningType` is a `PartDefinition` or a `PartUsage` specialize the `ActionUsage` `Parts::Part::ownedActions` (see [9.2.4.2.1](#)), which subsets the `ActionUsage` `Action::actions` and the kernel `Feature` `Objects::Object::ownedPerformances` (see [KerML, 9.2.5]). Note also that, in other cases, the general KerML `checkStepOwnedPerformanceSpecialization` constraint will still apply (see [KerML, 8.4.4.7]).

```

part def PA specializes Parts::Part {
  action a : A subsets Parts::Part::ownedActions;
}
item def IA specializes Items::Item {
  action a : A subsets Objects::Object::ownedPerformances;
}

```

- `checkActionUsageStateActionRedefinition` requires that an `ActionUsage` that is an `entryAction`, `exitAction` or `doAction` of a `StateDefinition` or `StateUsage` specialize, respectively, the `entryAction`, `exitAction`, or `doAction` feature of the `StateDefinition` `States::StateAction` (see [9.2.10.2.1](#)), which redefine the `entry`, `exit`, and `do` features of the kernel `Behavior` `StatePerformances::StatePerformance` (see [KerML, 9.2.6]), restricting them to be `Actions` (see [9.2.9.2.4](#)). (See also [8.4.13](#) on State Semantics.)
- `checkActionUsageAnalysisActionSpecialization` requires that an `ActionUsage` that is an `analysisAction` of an `AnalysisCaseDefinition` or `AnalysisCaseUsage` specialize the `ActionUsage` `Actions::Action::analysisSteps` (see [9.2.9.2.4](#)). (See also [8.4.18](#) on Analysis Case Semantics.)

Semantics of *this*

`Action` inherits the kernel `Feature` `Occurrences::Occurrence::this` (see [KerML, 9.2.4]). The value for this `Feature` is determined in by the semantic model for `Object::Object` (see [KerML, 9.2.5]) and `Performances::Performance` (see [KerML, 9.2.6]), as further specialized for `Parts::Part::ownedActions` (see [9.2.4.2.1](#)) and `Actions::Action::subactions` (see [9.2.9.2.4](#)). For an `Action` in a hierarchy of `subactions`, the value of `this` is the top-level `Action` in the hierarchy (that is, one that is not one of the `subactions` of any other `Action`), unless that top-level `Action` is itself one of the `ownedActions` of a `Part` (or on of the `ownedPerformances` of an `Item`), in which case the value is that `Part` (or `Item`).

For example, consider the model

```

package Pkg {
  action def A specializes Actions::Action {
    action b subsets Actions::Action::subactions;
  }
}

```

```

action a1 : A[1] subsets Action::actions {
  // a1.this == a1
  // b.x == a1
}
part p subsets Parts::parts {
  action a2: A[1] subsets Parts::Part::ownedActions {
    // a2.this == p
    // b.this == p
  }
}
}

```

As indicated, the value of *this* for both the *Action a1* and its *subaction a1.b* will be (the value of) *a1*, since the *ActionUsage a1* is at "package level", while the value of *this* for both *p.a2* and *p.a2.b* will be (the value of) *p*, since *a2* is an *ownedAction* of *p*.

The semantics of *this* are particularly important in the specification of default semantics for *SendActionUsages* (see [8.4.12.5](#)) and *AcceptActionUsages* (see [8.4.12.6](#)).

8.4.12.3 Decision Transition Usages

A Succession in the body of an *ActionDefinition* or *ActionUsage* may be syntactically declared with a guard Expression. In this case, it is actually parsed as a *TransitionUsage*, with the guard Expression and the declared Succession nested in the *TransitionUsage* (see [8.2.2.16.7](#)). The *checkTransitionUsageActionSpecialization* constraint requires that a composite *TransitionUsage* whose *ownedType* is an *ActionDefinition* or *ActionUsage*, but *not* a *StateDefinition* or *StateUsage*, specialize the *ActionUsage Actions::Action::decisionTransitions* (see [9.2.9.2.4](#)), which is typed by the *ActionDefinition Actions::DecisionTransitionAction* (see [9.2.9.2.10](#)). *DecisionTransitionAction* subclasses the *ActionDefinition Actions::TransitionAction* (see [9.2.9.2.24](#)) and the kernel Behavior *TransitionPerformances::NonStateTransitionPerformance* (see [KerML, 9.2.10]). It represents a *TransitionAction* that has a *guard*, but no *accepter* or *effects*.

For example, consider the following model of a conditional Succession between to *ActionUsages*:

```

action def AC {
  action a1 { out ref test : ScalarValues::Boolean; }
  succession sc first a1 if a1.test then a2;
  action a2;
}

```

With implied Relationships included (see [8.2.2.17.3](#) on the semantic constraints related to a *TransitionUsage*), this has the equivalent kernel semantics of:

```

// KerML
behavior AC specializes Actions::Action {
  step a1 subsets Actions::Action::subactions {
    out feature test : ScalarValues::Boolean;
  }

  step sc subsets Actions::Action::decisionTransitions {
    in feature redefines
      Actions::TransitionAction::transitionLinkSource;

    bool redefines Actions::TransitionAction::guard {
      a1.test
    }
  }
}

```

```

    member succession sc_link
        subsets Occurrences::happensBeforeLinks
        featured by AC
        first a1 then a2;
    member binding featured by AC of sc_link =
        TransitionPerformances::TransitionPerformance::transitionLink;

    member binding featured by AC of s1 = transitionLinkSource;
}

step a2 subsets Actions::Action::subactions;
}

```

As specified for a *NonStateTransitionPerformance*, the *guard* of a *DecisionTransitionAction* is evaluated after the completion of the *Performance* of the *transitionLinkSource*, which is the source of the nested *transitionLink* Succession. If the *guard* evaluates to true, then the *transitionLink* may have a value, meaning that there must be a *Performance* of the targetFeature of the Succession temporally following the *Performance* of the sourceFeature. If the *guard* evaluates to false, the *transitionLink* does not have a value, so no such temporal ordering is asserted.

8.4.12.4 Control Nodes

A *ControlNode* is a kind of *ActionUsage* that has no inherent behavior but is used to control other *Actions* within a containing *Action*. All the general semantic constraints of an *ActionUsage* (see [8.4.12.2](#)) also apply to a *ControlNode*, as well as the following additional constraints:

- *checkControlNodeSpecialization* requires that a *ControlNode* specialize the *ActionUsage* *Actions::Action::controls* (see [9.2.9.2.4](#)), which is defined by the *ActionDefinition* *Actions::ControlAction* (see [9.2.9.2.8](#)) and subsets the composite *ActionUsage* *Actions::Action::subactions* (further implying that a *ControlNode* must be composite). *ControlAction* includes a constraint that its performance is instantaneous.
- *validateControlNodeOwningType* requires that the *owningType* of a *ControlNode* be an *ActionDefinition* or *ActionUsage*.
- *validateControlNodeIncomingSuccessions* requires that all incoming Successions to a *ControlNode* have target multiplicity 1..1.
- *validateControlNodeOutgoingSuccessions* requires that all outgoing Successions from a *ControlNode* have source multiplicity 1..1.

Note. Multiplicities are given in a model as *MultiplicityRanges* which have *Expressions* for *lowerBound* and *upperBound*. When checking validation constraints such as the above on *MultiplicityRanges*, the *lowerBound* and *upperBound* *Expressions* shall be *model-level evaluable* to the required values for the bounds (see [KerML, 8.4.4.9]). If the *lowerBound* is empty, then an *upperBound* value of 1 is equivalent to multiplicity 1..1. The constraints can also be equivalently satisfied by multiplicities that subset the *MultiplicityRanges* *ExactlyOne* or *ZeroOrOne* from the Kernel Semantic Library model *Base* (see [KerML, 9.2.2]).

The *ControlNode* metaclass is itself abstract, but it has four concrete subclasses representing various specific *ControlNode* elements. Each of these places additional constraints on incoming and outgoing Successions, as appropriate to achieve the specific control constraints required for each kind of element.

Join Nodes

A `JoinNode` is a kind of `ControlNode` that represents the joining of control. The following additional constraints apply to a `JoinNode`:

- `checkJoinNodeSpecialization` requires that a `JoinNode` specialize the `ActionUsage` `Actions::Action::joins` (see [9.2.9.2.4](#)), which is defined by the `ActionDefinition` `Actions::JoinAction` (see [9.2.9.2.21](#)) and subsets `Actions::Action::controls`. `JoinAction` subclassifies `ControlAction`.
- `validateJoinNodeOutgoingSuccessions` requires that a `JoinNode` have at most one outgoing `Succession`.
- `validateJoinNodeIncomingSuccessions` constraint requires that all incoming `Successions` to a `JoinNode` have source multiplicity 1..1.

The semantics of a `JoinNode` are entirely a result of the above constraints. Because of the required multiplicities, for each performance of a `JoinNode`, every incoming `Succession` must have a value, temporally ordering the `JoinNode` as happening after all the source `Occurrences` (typically `Actions`) of the incoming `Successions`.

For example, consider the following model of a `JoinNode` with two incoming `Successions` and one outgoing `Succession`, explicitly showing the required `Succession` multiplicities:

```
action def A1 {
  action a1;
  action a2;

  succession s1 first a1[1..1] then j[1..1];
  succession s2 first a2[1..1] then j[1..1];
  join j;
  succession s3 first j[1..1] then a3;

  action a3;
}
```

With implied Specializations included, this is semantically equivalent to:

```
action def A1 specializes Actions::Action {
  action a1 subsets Actions::Action::subactions;
  action a2 subsets Actions::Action::subactions;

  succession s1 subsets Occurrences::happensBeforeLinks
    first a1[1..1] then m[1..1];
  succession s2 subsets Occurrences::happensBeforeLinks
    first a2[1..1] then m[1..1];
  join j subsets Actions::Action::joins;
  succession s3 subsets Occurrences::happensBeforeLinks
    first j[1..1] then a3;

  action a3 subsets Actions::Action::subactions;
}
```

Fork Nodes

A `ForkNode` is a kind of `ControlNode` that represents a forking of control. The following additional constraints apply to a `ForkNode`:

- `checkForkNodeSpecialization` requires that a `ForkNode` specialize the `ActionUsage` `Actions::Action::forks` (see [9.2.9.2.4](#)), which is defined by the `ActionDefinition` `Actions::ForkAction` (see [9.2.9.2.21](#)) and subsets `Actions::Action::controls`. `ForkAction` subclassifies `ControlAction`.
- `validateForkNodeIncomingSuccessions` requires that a `ForkNode` have at most one incoming `Succession`.
- `validateForkNodeOutgoingSuccessions` requires that all outgoing `Successions` from a `ForkNode` have target multiplicity 1..1.

The semantics of a `ForkNode` are entirely a result of the above constraints. Because of the required multiplicities, for each performance of a `ForkNode`, every outgoing `Succession` must have a value, temporally ordering the `ForkNode` as happening before all the target `Occurrences` (typically `Actions`) of the outgoing `Successions`.

For example, consider the following model of a `ForkNode` with two incoming `Successions` and one outgoing `Succession`, explicitly showing the required `Succession` multiplicities:

```

action def A2 {
  action a1;

  succession s1 first a1 then f[1..1];
  fork f;
  succession s2 first f[1..1] then a2[1..1];
  succession s3 first f[1..1] then a3[1..1];

  action a2;
  action a3;
}

```

With implied `Specializations` included, this is semantically equivalent to:

```

action def A2 specializes Actions::Action {
  action a1 subsets Actions::Action::subactions;

  succession s1 subsets Occurrences::happensBeforeLinks
    first a1 then f[1..1];
  fork f subsets Actions::Action::forks;
  succession s2 subsets Occurrences::happensBeforeLinks
    first f[1..1] then a2[1..1];
  succession s3 subsets Occurrences::happensBeforeLinks
    first f[1..1] then a3[0..1];

  action a2 subsets Actions::Action::subactions;
  action a3 subsets Actions::Action::subactions;
}

```

Merge Nodes

A `MergeNode` is a kind of `ControlNode` that represents the merging of control. The following additional constraints apply to a `MergeNode`.

- `checkMergeNodeSpecialization` constraint requires that a `MergeNode` specialize the `ActionUsage` `Actions::Action::merges` (see [9.2.9.2.4](#)), which is defined by the `ActionDefinition` `Actions::MergeAction` (see [9.2.9.2.21](#)) and subsets `Actions::Action::controls`. `MergeAction` subclassifies `ControlAction` and the kernel `Behavior` `ControlPerformances::MergePerformance` (see [KerML, 9.2.9]).

- `checkMergeNodeIncomingSuccessionSpecialization` requires that any incoming Succession to a MergeNode specialize the Feature `MergePerformance::incomingHBLink` (which is inherited by `MergeAction`).
- `validateMergeNodeOutgoingSuccessions` requires that a MergeNode have at most one outgoing Succession.
- `validateMergeNodeIncomingSuccessions` requires that all incoming Successions to a MergeNode have source multiplicity 0..1.

Since `MergePerformance::incomingHBLink` has a multiplicity of 1, the result of the above constraints is that, for any performance of a `MergeAction`, there must be exactly one incoming Succession that has a value, representing the incoming "control" that triggers this specific performance of the `MergeAction`.

For example, consider the following model of a MergeNode with two incoming Successions and one outgoing Succession, explicitly showing the required Succession multiplicities:

```

action def A3 {
  action a1;
  action a2;

  succession s1 first a1[0..1] then m[1..1];
  succession s2 first a2[0..1] then m[1..1];
  merge m;
  succession s3 first m[1..1] then a3;

  action a3;
}

```

With implied Specializations included, this is semantically equivalent to:

```

action def A3 specializes Actions::Action {
  action a1 subsets Actions::Action::subactions;
  action a2 subsets Actions::Action::subactions;

  succession s1 subsets Occurrences::happensBeforeLinks
    subsets m.incomingHBLink
    first a1[0..1] then m[1..1];
  succession s2 subsets Occurrences::happensBeforeLinks
    subsets m.incomingHBLink
    first a2[0..1] then m[1..1];
  merge m subsets Actions::Action::merges{
    // m inherits the following feature from MergePerformance:
    // incomingHBLink : HappensBefore[1];
  }
  succession s3 subsets Occurrences::happensBeforeLinks
    first m[1..1] then a3;

  action a3 subsets Actions::Action::subactions;
}

```

Decision Nodes

A `DecisionNode` is a kind of `ControlNode` that represents a control decision. The following additional constraints apply to a `DecisionNode`:

- `checkDecisionNodeSpecialization` requires that a `DecisionNode` specialize the `ActionUsage` `Actions::Action::decisions` (see [9.2.9.2.4](#)), which is defined by the `ActionDefinition` `Actions::DecisionAction` (see [9.2.9.2.2.1](#)) and subsets `Actions::Action::controls`.

DecisionAction subclassifies *ControlAction* and the kernel *Behavior* *ControlPerformances::DecisionPerformance* (see [KerML, 9.2.9]).

- *checkDecisionNodeOutgoingSuccessionSpecialization* requires that any incoming Succession to a *MergeNode* specialize the Feature *DecisionPerformance::outgoingHBLink* (which is inherited by *DecisionAction*).
- *validateDecisionNodeIncomingSuccessions* requires that a *DecisionNode* have at most one incoming Succession.
- *validateDecisionNodeOutcomingSuccessions* constraint requires that all outgoing Successions from a *DecisionNode* have target multiplicity 0..1.

Since *DecisionPerformance::outgoingHBLink* has a multiplicity of 1, the result of these constraints is that, for any performance of a *DecisionAction*, there must be exactly one outgoing Succession that has a value, representing the outgoing "control" decided on by this specific performance of the *DecisionAction*.

For example, consider the following model of a *DecisionNode* with one incoming Successions and two outgoing Successions, explicitly showing the required Succession multiplicities:

```

action def A4 {
  action a1;

  succession s1 first a1 then d[1..1];
  decide d;
  succession s2 first d[1..1] then a2[0..1];
  succession s3 first d[1..1] then a3[0..1];

  action a2;
  action a3;
}

```

With implied Specializations included, this is semantically equivalent to:

```

action def A4 specializes Actions::Action {
  action a1 subsets Actions::Action::subactions;

  succession s1 subsets Occurrences::happensBeforeLinks
    first a1[0..1] then d[1..1];
  decide d subsets Actions::Action::decisions {
    // d inherits the following feature from DecisionPerformance:
    // outgoingHBLink : HappensBefore[1];
  }
  succession s2 subsets Occurrences::happensBeforeLinks
    subsets d.outgoingHBLink
    first d[1..1] then a2[0..1];
  succession s3 subsets Occurrences::happensBeforeLinks
    subsets d.outgoingHBLink
    first d[1..1] then a3[0..1];

  action a2 subsets Actions::Action::subactions;
  action a3 subsets Actions::Action::subactions;
}

```

The semantics of a *DecisionNode* do not determine which of the outgoing Successions will have a value for any specific performance of the *DecisionNode*. However, the outgoing Successions of a *DecisionNode* will typically have guard conditions, in which case only the Succession(s) for which the guard is true may have values.


```

action def A5 {
  action a1 { out ref x : ScalarValues::Integer; }

  succession s1 first a1 then d[1..1];
  decide d;
  succession s2 first d[1..1] if x < 0 then a2[0..1];
  succession s3 first d[1..1] if x >= 0 then a3[0..1];

  action a2;
  action a3;
}

```

Such *conditional* Successions are actually parsed as TransitionUsages defined by the ActionDefinition *DecisionTransitionAction* (see [8.2.2.16.7](#)), with a nested Succession. It is this nested Succession that actually has the DecisionNode as its source, and, therefore, to which the *validateDecisionNodeOutcomingSuccessions* constraint applies. See [8.4.12.3](#) on the semantics of decision TransitionUsages.

8.4.12.5 Send Action Usages

A *SendActionUsage* is a kind of *ActionUsage*, so all general semantic constraints for an *ActionUsage* (see [8.4.12.2](#)) also apply to a *SendActionUsage*, as well as the following additional specialization constraints:

- *checkSendActionUsageSpecialization* requires that a *SendActionUsage* specialize the *ActionUsage Actions::sendActions* (see [9.2.9.2.23](#)), which is defined by the ActionDefinition *Actions::SendAction* (see [9.2.9.2.22](#)) and subsets the *ActionUsage Actions::actions* (see [9.2.9.2.5](#)) and the kernel *Feature Transfers::sendPerformances* (see [KerML, 9.2.7]).
- *checkSendActionUsageSubactionSpecialization* constraint requires that a *SendActionUsage* that is composite, has an *owningType* that is an ActionDefinition or ActionUsage, and is *not* the *entryAction* or *exitAction* of a StateDefinition or StateUsage (see [8.4.13](#)) specialize the *ActionUsage Actions::Action::sendSubactions* (see [9.2.9.2.4](#)), which subsets *Actions::sendActions* and *Actions::Action::subactions*.

A *SendActionUsage* provides arguments for the parameters of a *SendAction*. A *SendActionUsage* declaration of the form

```
action snd send p via src to tgt;
```

(where all of *p*, *src* and *tgt* are Expressions) is parsed (including implied Specializations) as (see [8.2.2.16.4](#)):

```

action s subsets Actions::sendActions {
  in ref redefines Actions::SendAction::payload = p;
  in ref redefines Actions::SendAction::sender = src;
  in ref redefines Actions::SendAction::receiver = tgt;
}

```

SendAction subclassifies the ActionDefinition *Actions::Action* (see [9.2.9.2.4](#)) and the kernel Behavior *Transfers::SendPerformance* (see [KerML, 9.2.7]). The semantics of *SendPerformance* is to initiate a *sendMessage*, which is a *MessageTransfer* (for a *SendAction*, this will also be a *MessageConnection*, see [9.2.6.2.7](#)) from a given *sender*. The *SendAction::payload* parameter (which redefines *SendPerformance::sentItems*) provides the values that are transferred.

If given, the *receiver* parameter specifies the *target* of the *sendMessage*. This parameter is optional. If no *receiver* is given, then the *target* of the *sendMessage* is unspecified by the *SendAction*, and must be

determined from other constraints in the model. (For example, if the *SendAction* has a *PortUsage* as its *sender*, then the *target* of the *sentMessage* may be determined by a *InterfaceUsage* outgoing from that *PortUsage*.)

The *sender* parameter is mandatory. However, if no explicit value is given for this parameter, it defaults to the value of *this* for the *SendAction* (see [8.4.12.2](#) on the semantics of *this* for *Actions* in general). This is particularly important when the *SendAction* is nested in other containing *Actions* or *Parts*.

For example, consider a *SendActionUsage* with no declared *sender* nested in an *ActionDefinition*:

```
action def AS {
  action snd send p to tgt;
}
```

This is equivalent to

```
action def AS specializes Actions::Action {
  action snd subsets Actions::Action::sendSubactions {
    in ref redefines payload = p;
    in ref redefines sender = this;
    in ref redefines receiver = tgt;
  }
}
```

Therefore, in the model

```
package Sending {
  action as1 : AS[1] subsets Action::actions {
    // snd.sender == as1
  }
  part p subsets Parts::parts {
    action as2: AS[1] subsets Parts::Part::ownedActions {
      // snd.sender == p
    }
  }
}
```

the default *sender* for *as1.snd* is *as1*, but the default *sender* for *p.as2.snd* is *p*.

8.4.12.6 Accept Action Usages

An *AcceptActionUsage* is a kind of *ActionUsage*, so all general semantic constraints for an *ActionUsage* (see [8.4.12.2](#)) also apply to an *AcceptActionUsage*, as well as the following additional specialization constraints:

- *checkAcceptActionUsageSpecialization* requires that (unless it is the *triggerAction* of a *TransitionUsage*, see [8.4.13.3](#)) an *AcceptActionUsage* specialize the *ActionUsage* *Actions::acceptActions* (see [9.2.9.2.2](#)), which is defined by the *ActionDefinition* *Actions::AcceptAction* (see [9.2.9.2.1](#)) and subsets *Actions::Action::actions* (see [9.2.9.2.5](#)) and the kernel *Feature Transfers::acceptPerformances* (see [KerML, 9.2.7]).
- *checkAcceptActionUsageSubactionSpecialization* requires that an *AcceptActionUsage* that is composite, has an *owningType* that is an *ActionDefinition* or *ActionUsage*, and is *not* the *triggerAction* of a *TransitionUsage* or the *entryAction* or *exitAction* of a *StateDefinition* or *StateUsage* (see [8.4.13](#)) specialize the *ActionUsage* *Actions::Action::acceptSubactions* (see [9.2.9.2.4](#)), which subsets *Actions::acceptActions* and *Actions::Action::subactions*.

An `AcceptActionUsage` provides an argument for the input parameter *receiver* of an `AcceptAction` and declares what can be accepted in the output parameter *payload*. An `AcceptActionUsage` declaration of the form

```
action acpt accept x : T via tgt;
```

(where *src* and *tgt* are Expressions) is parsed (including implied Specializations) as (see [8.2.2.16.4](#)):

```
action acpt subsets Actions::acceptActions {
  inout ref x : T redefines Actions::AcceptAction::payload;
  in ref redefines Actions::AcceptAction::receiver = tgt;
}
```

`AcceptAction` subclassifies the `ActionDefinition` `Actions::AcceptMessageAction` (see [9.2.9.2.3](#)), which itself subclassifies `Actions::Action` (see [9.2.9.2.4](#)) and the kernel Behavior `Transfers::AcceptPerformance` (see [KerML, 9.2.7]). The semantics of `AcceptPerformance` is to select an *incomingTransfer* of the given *receiver Occurrence* that is a `MessageTransfer` and whose transferred values conform to its *acceptedItem* parameter, as redefined in the `AcceptActionUsage` (`AcceptAction::payload` itself redefines `AcceptPerformance::acceptedItem`). `AcceptAction` has a nested `StateActionUsage`, such that, when the `AcceptAction` is performed, it waits for the acceptance of a conforming `MessageTransfer`, and then completes if and when such a `MessageTransfer` is eventually accepted. If so, then the transferred values of the *acceptedMessage* are placed on the *payload* output parameter.

The *receiver* parameter is mandatory. However, if no explicit value is given for this parameter, it defaults to the value of *this* for the `AcceptAction` (see [8.4.12.2](#) on the semantics of *this* for `Actions` in general). This is particularly important when the `AcceptAction` is nested in other containing `Actions` or `Parts`.

For example, consider an `AcceptActionUsage` with no declared *receiver* nested in an `ActionDefinition`:

```
action def AA {
  action acpt accept x : T;
}
```

This is equivalent to

```
action def AA specializes Actions::Action {
  action acpt subsets Actions::Action::acceptSubactions {
    inout ref x : T redefines Actions::AcceptAction::payload;
    in ref redefines Actions::AcceptAction::receiver = this;
  }
}
```

Therefore, in the model

```
package Accepting {
  action aa1 : AA[1] subsets Action::actions {
    // acpt.receiver == aa1
  }
  part p subsets Parts::parts {
    action aa2 : AA[1] subsets Parts::Part::ownedActions {
      // acpt.receiver == p
    }
  }
}
```

the default *receiver* for `aa1.acpt` is `aa1`, but the default *receiver* for `p.aa2.accept` is `p`.

Note also that the `AcceptAction::payload` parameter actually has direction `inout`, which means that an input value may be optionally provided for it. If a the `payload` parameter has a `FeatureValue Relationship` to a value `Expression`, then any `acceptedMessage` must have values that match the result of the value `Expression` bound to the `payload` parameter. This is used, in particular, to provide the semantics for `TriggerInvocationExpressions` as used in `AcceptActionUsages`.

A `TriggerInvocationExpression` (see [8.3.16.16](#)) is a kind of `KerML InvocationExpression` (see [KerML, 8.3.4.8]), with the corresponding semantics (see [KerML, 8.4.4.9]). The `checkTriggerInvocationExpressionSpecialization` constraint requires that a `TriggerInvocationExpression` specialize (invoke) one of the Functions `TriggerWhen`, `TriggerAt` or `TriggerAfter`, from the Kernel Semantic Library `Triggers` package (see [KerML, 9.2.14]), depending on whether its kind is `when`, `at` or `after` (see `TriggerKind`, [8.3.16.17](#)), respectively. An `AcceptActionUsage` with a change (**when**), absolute time (**at**) or relative time (**after**) trigger is parsed as having its `payload` parameter bound to a `TriggerInvocationExpression` of the corresponding kind.

So, the following:

```

action def AT {
  action acpt_when accept when boolean_expr;
  action acpt_at accept at time_expr;
  action acpt_after accept after duration_expr;
}

```

is equivalent to:

```

action def AT specializes Actions::Action {
  action acpt_when subsets Actions::Action:acceptSubactions {
    in ref redefines Actions::AcceptAction::payload =
      Triggers::TriggerWhen({ boolean_expr }, receiver);
    in ref redefines Actions::AcceptAction::receiver = this;
  }
  action acpt_at subsets Actions::Action:acceptSubactions {
    in ref redefines Actions::AcceptAction::payload =
      Triggers::TriggerAt(time_expr, receiver);
    in ref redefines Actions::AcceptAction::receiver = this;
  }
  action acpt_after subsets Actions::Action:acceptSubactions {
    in ref redefines Actions::AcceptAction::payload =
      Triggers::TriggerAfter(duration_expr, receiver);
    in ref redefines Actions::AcceptAction::receiver = this;
  }
}

```

Note that the `checkAcceptActionUsageReceiverBindingConnector` constraint requires that the second parameter of a `TriggerInvocationExpression` be bound to the `receiver` parameter of the containing `AcceptActionUsage`, indicating that it is the `AcceptActionUsage receiver` that is to be signaled by the trigger. Each of the `Triggers` Functions also has two additional parameters, which all get their default values.

1. `clock`, typed by `Clocks::Clock` (see [KerML, 9.2.12]), defaults to `Occurrences::Occurrence::localClock` (see [KerML, 9.2.4]).
2. `monitor`, typed by `Observation::ChangeMonitor` (see [KerML, 9.2.13]), defaults to `Observation::defaultMonitor`.

In particular, the `Occurrences::Occurrence::localClock` itself defaults to the singleton `universalClock` (see [9.8.2.13](#) and [KerML, 9.2.12]). However, for a `suboccurrence`, this default is overridden to instead be the `localClock` of the containing `Occurrence`. This means that binding the `localClock` feature to a new `Clock`

instance in an `OccurrenceDefinition` or `OccurrenceUsage` (particularly a `PartDefinition` or `PartUsage`) means that this `Clock` instance will be used as the default for all contained *suboccurrences* (particularly *ownedActions* and *subactions*) at any level of nesting in the composition hierarchy (unless it is further overridden at some lower level).

```

part def TimeContext specializes Parts::Part {
  ref redefines localClock = Time::Clock();
  action behavior subsets Parts::Part::ownedActions {
    // Uses the value bound to TimeContext::localClock,
    // not the default universalClock.
    action subsets Actions::Action::acceptSubactions
      accept after 30 [SI::s];
  }
}

```

8.4.12.7 Assignment Action Usages

An `AssignmentActionUsage` is a kind of `ActionUsage`, so all general semantic constraints for an `ActionUsage` (see [8.4.12.2](#)) also apply to an `AssignmentActionUsage`, as well as the following additional specialization constraints:

- `checkAssignmentActionUsageSpecialization` requires that an `AssignmentActionUsage` specialize the `ActionUsage` `Actions::assignmentActions` (see [9.2.9.2.7](#)), which is defined by the `ActionDefinition` `Actions::AssignmentAction` (see [9.2.9.2.6](#)) and subsets `Actions::Action::actions` (see [9.2.9.2.5](#)).
- `checkAssignmentActionUsageSubactionSpecialization` constraint requires that an `AssignmentActionUsage` that is composite, has an `owningType` that is an `ActionDefinition` or `ActionUsage`, and is *not* the `entryAction` or `exitAction` of a `StateDefinition` or `StateUsage` (see [8.4.13](#)) specialize the `ActionUsage` `Actions::Action::assignments` (see [9.2.9.2.4](#)), which subsets `Actions::assignmentActions` and `Actions::Action::subactions`.

An `AssignmentActionUsage` has two input parameters for the `target` `Occurrence` and the `replacementValues` to be assigned. The `target` has a time slice called `startingAt` with a nested feature called `accessedFeature`. The referent Feature to be assigned by the `AssignmentActionUsage` is actually parsed as an alias member of the `AssignmentActionUsage` (see [8.2.2.16.4](#)). The following constraints then apply:

- `checkAssignmentActionUsageStartingAtRedefinition` requires that the first `ownedFeature` of the first parameter of an `AssignmentActionUsage` (the `target` parameter) redefines `Actions::AssignmentAction::target::startingAt`.
- `checkAssignmentActionUsageAccessedFeatureRedefinition` requires that the first `ownedFeature` of the above redefinition of `startingAt` redefines `Actions::AssignmentAction::target::startingAt::accessedFeature`.
- `checkAssignmentActionReferentRedefinition` requires that `target.startingAt.accessedFeature` of the `AssignmentActionUsage` redefine the referent Feature.

An `AssignmentActionUsage` declaration of the form

```
action asgn assign tgt.rfnt := val;
```

(where `tgt` and `val` are Expressions and `rfnt` is a qualified name or feature chain) is parsed (including implied Specializations) as

```

action asgn subsets Actions::assignmentActions {
  in ref redefines Actions::AssignmentAction::target = tgt {

```

```

    redefines Actions::AssignmentAction::target::startingAt {
        redefines Actions::AssignmentAction::target::startingAt::accessedFeature,
            rfnt;
    }
}
inout ref redefines Actions::AssignmentAction::replacementValues = val;
}

```

AssignmentAction subclasses the *Actions::Action* (see [9.2.9.2.4](#)) and the kernel Behavior *ControlPerformances::FeatureWritePerformance* (see [KerML, 9.2.9]). The semantics of *FeatureWritePerformance* is that, at the time it ends, the *accessedFeature* of the *target* Occurrence will have the given *replacementValues*.

8.4.12.8 If Action Usages

An *IfActionUsage* is a kind of *ActionUsage*, so all general semantic constraints for an *ActionUsage* (see [8.4.12.2](#)) also apply to an *IfActionUsage*, as well as the following additional specialization constraints:

- *checkIfActionUsageSpecialization* requires that
 - If an *IfActionUsage* does *not* have an *elseAction*, it specialize the *ActionUsage* *Actions::ifThenActions* (see [9.2.9.2.15](#)), which is defined by the *ActionDefinition* *Actions::IfThenAction* (see [9.2.9.2.14](#)) and subsets *Actions::Action::actions* (see [9.2.9.2.5](#)).
 - If the *IfActionUsage* has an *elseAction*, it specialize the *ActionUsage* *Actions::ifThenElseActions* (see [9.2.9.2.17](#)), which is defined by the *ActionDefinition* *Actions::IfThenElseAction* (see [9.2.9.2.14](#)) and subsets *Actions::Action::actions* (see [9.2.9.2.5](#)).
- *checkIfActionUsageSubactionSpecialization* constraint requires that an *IfActionUsage* that is composite, has an *owningType* that is an *ActionDefinition* or *ActionUsage*, and is *not* the *entryAction* or *exitAction* of a *StateDefinition* or *StateUsage* (see [8.4.13](#)) specialize the *ActionUsage* *Actions::Action::ifSubactions* (see [9.2.9.2.4](#)), which subsets *Actions::ifThenActions* and *Actions::Action::subactions*.

The *ActionDefinition* *IfThenAction* has two input parameters: *ifTest*, which is a *BooleanEvaluation*, and *thenClause*, which is an *Action*. *IfThenElseAction* specializes *IfThenAction*, adding a third input parameter: *elseClause*, which is also an *Action*. The *ifArgument*, *thenAction* and (optionally) *elseAction* of an *IfActionUsage* are then parsed as parameters of the *IfActionUsage* that redefine the corresponding parameters of the *IfThenAction* or *IfThenElseAction*.

Thus, *IfActionUsages* such as the following:

```

action def AC {
    action if1 if test1
        then action then1 {
            // ...
        }

    action if2 if test2
        then action then2 {
            // ...
        }
        else action else2 {
            // ...
        }
}

```

(where *test1* and *test2* can be arbitrary *Boolean-valued Expressions*) are parsed, with implied Specializations included, as (see [8.2.2.16.6](#)):

```

action def AC specializes Actions::Action {
  action if1 subsets Actions::Action::ifSubactions {
    in calc redefines Actions::IfThenAction::ifTest {
      test1
    }
    in action then1 redefines Actions::IfThenAction::thenClause {
      // ...
    }
  }

  action if2 subsets Actions::Action::ifSubactions,
  Actions::ifThenElseActions {
    in calc redefines Actions::IfThenAction::ifTest {
      test1
    }
    in action then1 redefines Actions::IfThenAction::thenClause {
      // ...
    }
    in action else2 redefines Actions::IfThenElseAction::elseClause {
      // ...
    }
  }
}

```

IfThenAction specializes the KerML Behavior *IfThenPerformance*, whose behavior is to first evaluate the *ifTest* and then, if the result of that evaluation is true, perform the *thenClause*. *IfThenElseAction* specializes the KerML Behavior *IfThenElsePerformance*, which specializes *IfThenPerformance*, adding the additional behavior such that, if the result of the evaluation of the *ifTest* is false, it performs the *elseClause*.

8.4.12.9 Loop Action Usages

A *LoopActionUsage* is a kind of *ActionUsage*, so all general semantic constraints for an *ActionUsage* (see [8.4.12.2](#)) also apply to a *LoopActionUsage*. *LoopActionUsage* is abstract. There are two concrete subclasses of *LoopActionUsage*, *WhileLoopActionUsage* and *ForLoopActionUsage*, and further semantic constraints are specific to those subclasses.

While Loops

A *WhileLoopActionUsage* is a kind of *LoopActionUsage*. The following additional specialization constraints apply to a *WhileLoopActionUsage*:

- *checkWhileLoopActionUsageSpecialization* requires that a *WhileLoopActionUsage* specialize the *ActionUsage* *Actions::whileLoopActions* (see [9.2.9.2.27](#)), which is defined by the *ActionDefinition* *Actions::WhileLoopAction* (see [9.2.9.2.26](#)) and (indirectly) subsets *Actions::Action::actions* (see [9.2.9.2.5](#)).
- *checkWhileLoopActionUsageSubactionSpecialization* requires that a *WhileLoopActionUsage* that is composite, has an *owningType* that is an *ActionDefinition* or *ActionUsage*, and is *not* the *entryAction* or *exitAction* of a *StateDefinition* or *StateUsage* (see [8.4.13](#)) specialize the *ActionUsage* *Actions::Action::whileLoops* (see [9.2.9.2.4](#)), which subsets *Actions::whileLoopActions* and (indirectly) *Actions::Action::subactions*.

A *WhileLoopAction* has three input parameters:

1. *whileTest*, which is a *BooleanExpression* that defaults to *true*

2. *body*, which is an *Action*
3. *untilTest*, which is a *BooleanExpression* that defaults to *false*

The *whileArgument*, *bodyAction*, and *untilArgument* of the *WhileLoopActionUsage* are then parsed as owned parameters (see [8.2.2.16.6](#)), which must redefine the corresponding parameters of *WhileLoopAction*, as required by the KerML *checkFeatureParameterRedefinition* constraint (see [KerML, 8.4.4.7.1]).

Thus, a *WhileLoopActionUsage* such as the following

```

action def AW {
  action loop1
    while test1
      action body1 {
        // ...
      }
    until test2;
}

```

(where *test1* and *test2* can be arbitrary *Boolean-valued Expressions*) is parsed, with implied Specializations included, as:

```

action def AW specializes Actions::Action {
  action loop1 subsets Actions::Action::whileLoops {
    in calc redefines Actions::WhileLoopAction::whileTest {
      test1
    }
    in action body1 redefines Actions::WhileLoopAction::body {
      // ...
    }
    in calc redefines Actions::WhileLoopAction::untilTest {
      test2
    }
  }
}

```

WhileLoopAction specializes the KerML Behavior *LoopPerformance*, whose behavior is to perform the *body* while the *whileTest* evaluates to true and the *untilTest* evaluates to false. The *whileTest* is evaluated before each (possible) performance of the *body*, and the *untilTest* is evaluated after each performance of the *body*.

For Loops

A *ForLoopActionUsage* is a kind of *LoopActionUsage*. The following additional specialization constraints apply to a *ForLoopActionUsage*:

- *checkForLoopActionUsageSpecialization* requires that a *ForLoopActionUsage* specialize the *ActionUsage* *Actions::forLoopActions* (see [9.2.9.2.13](#)), which is defined by the *ActionDefinition* *Actions::ForLoopAction* (see [9.2.9.2.12](#)) and (indirectly) subsets *Actions::Action::actions* (see [9.2.9.2.5](#)).
- *checkForLoopActionUsageSubactionSpecialization* constraint requires that a *ForLoopActionUsage* that is composite, has an *owningType* that is an *ActionDefinition* or *ActionUsage*, and is *not* the *entryAction* or *exitAction* of a *StateDefinition* or *StateUsage* (see [8.4.13](#)) specialize the *ActionUsage* *Actions::Action::forLoops* (see [9.2.9.2.4](#)), which subsets *Actions::forLoopActions* and (indirectly) *Actions::Action::subactions*.

ForLoopAction has two input parameters:

1. *seq*, which is a sequence of *Anything*
2. *body*, which is an *Action*

It also has a protected ownedFeature *var* that is a subset of *seq* with multiplicity 0..1. The *loopVariable*, *seqArgument*, and *bodyAction* of a *ForLoopActionUsage* are parsed as follows (see [8.2.2.16.6](#)):

1. *loopVariable* is an ownedFeature
2. *seqArgument* is related by a *FeatureValue* to an owned parameter
3. *bodyAction* is an owned parameter

The *checkForLoopActionUsageVarRedefinition* constraint then requires that the *loopVariable* redefine *ForLoopAction::var*. The KerML *checkFeatureParameterRedefinition* constraint (see [KerML, 8.4.4.7.1]) requires that the two parameters redefine the corresponding parameters *seq* and *body* of *ForLoopAction*.

Thus, a *ForLoopActionUsage* such as the following

```

action def AF {
  action loop2      for v : T in vals
    action body2 {
      // ...
    }
}

```

(where *vals* is an *Expression*) is parsed, with implied *Specializations* included, as:

```

action def AF specializes Actions::Action {
  action loop2 subsets Actions::Action::forLoops {
    protected v : T redefines Actions::ForLoopAction::var;
    in ref redefines Actions::ForLoopAction::seq = vals;
    in action body2 redefines Actions::ForLoopAction::body {
      // ...
    }
  }
}

```

ForLoopAction uses a nested *WhileLoopActionUsage* to iteratively perform its *body Action*, with its *var* assigned to each successive value from *seq* in turn.

8.4.12.10 Perform Action Usages

A *PerformActionUsage* is a kind of *ActionUsage* and a kind of *EventOccurrenceUsage*. As such, all general semantic constraints on an *ActionUsage* (see [8.4.12.2](#)) and an *EventOccurrenceUsage* (see [8.4.5.3](#)) also apply to a *PerformActionUsage*. In particular, *validateEventOccurrenceUsageIsReference* requires a *PerformActionUsage* to be referential. In addition, if a *PerformActionUsage* is an ownedFeature of a *PartDefinition* or *PartUsage*, then the *checkPerformActionUsageSpecialization* constraint requires that it specialize the *ActionUsage Parts::Part::performedActions* (see [9.2.4.2.1](#)), which subsets *Actions::actions* (see [9.2.9.2.5](#)) and the kernel *Feature Occurrences::Occurrence::enactedPerformances* (see [KerML, 9.2.4]). In this case, any *Action* referenced by the *PerformActionUsage* is considered to have been performed by the containing *Part* within its lifetime.

For example, the following model:

```

action act;
part p {
    perform action perf references act;
    // Other than having a name, the above is equivalent to
    // perform act;
}

```

is, with implied Specializations included, semantically equivalent to

```

action act1 subsets Actions::actions;
part p subsets Parts::parts {
    ref action perf references act
    subsets Parts::Part::performedActions;
}

```

Thus, the values of *p.perf* will be some subset of the *Actions* represented by *act* that are performed by *p*.

As a referential *ActionUsage*, a *PerformActionUsage* that is an *ownedFeature* of an *ActionDefinition* or *ActionUsage* is required by the KerML *checkStepEnclosedPerformanceSpecialization* constraint (see [KerML, 8.4.4.7.2]) to specialize *Performances::Performance::enclosedPerformance* (see [KerML, 9.2.6]). If the *PerformActionUsage* has a *ReferenceSubsetting*, then this will suffice to satisfy the *checkActionUsageSpecialization* constraint, if the referenced *ActionUsage* does. However, if it does not have a *ReferenceSubsetting* (or other relevant explicit *ownedSpecialization*), it requires an implied *Subsetting* of *Actions::actions*.

```

action def APA specializes Actions::Action {
    perform action pa1 references act
    subsets Performances::Performance::enclosedPerformances;
    perform action pa2 subsets Actions::actions
    subsets Performances::Performance::enclosedPerformances;
}

```

A *PerformActionUsage* that is an *ownedFeature* of an *OccurrenceDefinition* or *OccurrenceUsage* but *not* a *PartDefinition*, *PartUsage*, *ActionDefinition* or *ActionUsage* has the same semantics as an *EventOccurrenceUsage* in that context, with an *ActionUsage* as its referenced *OccurrenceUsage* (see [8.4.5.3](#)). Otherwise, a *PerformActionUsage* has the same semantics as a referential *ActionUsage* (see [8.4.12.2](#)).

8.4.13 States Semantics

Abstract syntax reference: [8.3.17](#)

8.4.13.1 State Definitions

A *StateDefinition* is a kind of *ActionDefinition*. As such, all the general semantic constraints for an *ActionDefinition* (see [8.4.12.1](#)) also apply to a *StateDefinition*. In addition, the *checkStateDefinitionSpecialization* constraint requires that a *StateDefinition* specialize the base *StateDefinition* *States::StateAction* (see [9.2.10.2.1](#)), which specializes the *ActionDefinition* *Actions::Action* (see [9.2.9.2.4](#)) and the kernel Behavior *StatePerformances::StatePerformance* (see [KerML, 9.2.6]).

```

state def S specializes States::StateAction;
state def S1 specializes S;

```

Further, the *checkActionUsageStateActionRedefinition* constraint (see [8.4.12.2](#)) requires that an *ActionUsage* that is an *entryAction*, *exitAction* or *doAction* of a *StateDefinition* (i.e., is owned via a

StateSubactionMembership) redefine, respectively, the *entryAction*, *exitAction*, or *doAction* feature of *StateAction* (see [9.2.10.2.1](#)), which redefine the *entry*, *exit*, and *do* features of *StatePerformances::StatePerformance* (see [KerML, 9.2.6]), restricting them to be *Actions* (see [9.2.9.2.4](#)).

```
state def SA specializes States::StateAction {
    entry action entAct redefines States::StateAction::entryAction;
    do action doAct redefines States::StateAction::doAction;
    exit action extAct redefines States::StateAction::exitAction;
}
```

A *StateAction* is a kind of *StatePerformance*, which specifies the basic semantics of entry into a state, the performance of behaviors while in a state, and the acceptance of an *incomingTransfer*, causing an exit from the state (see [KerML, 9.2.6]). See also the descriptions of the semantics of *StateUsages* (see [8.4.13.2](#)) and *TransitionUsages* (see [8.4.13.3](#)). The *StateAction* semantic model also includes various additional features related to various kinds of *subactions* of *StateActions*:

- *subactions* – Redefines *Action::subactions* to subset *StatePerformances::middle*, thus excluding *entryActions* and *exitActions* from the collection of *subactions* for a *StateAction* (see [8.4.13.2](#)).
- *substates* – The *subactions* that are *StateActions* (see [8.4.13.2](#)).
- *exclusiveStates* – The *substates* that are *mutually exclusive*, that is whose performances do not overlap in time. If a *StateDefinition* or *StateUsage* is *not parallel* (i.e., *isParallel* = *false*), then all the *substates* of its *StateActions* will be *exclusiveStates* (see [8.4.13.2](#)).
- *stateTransitions* – The subset of *transitions* (inherited from *Action*; see [8.4.12.1](#)) that are *StateTransitionActions* (see [8.4.13.3](#)).

8.4.13.2 State Usages

A *StateUsage* is a kind of *ActionUsage*. As such, all the general semantic constraints for an *ActionUsage* (see [8.4.12.2](#)) also apply to a *StateUsage*, as well as the following additional specialization constraints:

- *checkStateUsageSpecialization* requires that a *StateUsage* specialize the base *StateUsage* *States::stateActions* (see [9.2.10.2.2](#)), which is defined by the *StateDefinition* *States::StateAction* (see [9.2.10.2.1](#)) and subsets the *ActionUsage* *Actions::actions* (see [9.2.9.2.5](#)).

```
state s : S subsets States::StateActions;
state s1 : S1 subsets s;
```

- *checkStateUsageSubstateSpecialization* requires that a composite *StateUsage* whose *owningType* is a *StateDefinition* or *StateUsage*, but is *not* the *entryAction* or *exitAction*, specialize the *StateUsage* *States::StateAction::substates* (see [9.2.10.2.1](#)), which subsets *State::StateAction::subactions*.
- *checkStateUsageExclusiveStateSpecialization* requires that a composite *StateUsage* whose *owningType* is a *StateDefinition* or *StateUsage* for which *isParallel* = *false*, but is *not* the *entryAction* or *exitAction*, specialize the *StateUsage* *States::StateAction::exclusiveStates* (see [9.2.10.2.1](#)), which subsets *State::StateAction::substates*. This constraint enforces the semantic requirement that a non-parallel *StateAction* perform only one *substate* at a time.

```
state def SE specializes States::StateAction {
    state se1 subsets States::StateAction::exclusiveStates;
    state se2 subsets States::StateAction::exclusiveStates;
}
```

```

state def SP specializes States::StateAction parallel {
  state sp1 subsets States::StateAction::substates;
  state sp2 subsets States::StateAction::substates;
}

```

- `checkStateUsageOwnedStateSpecialization` requires that a composite `StateUsage` whose `owningType` is a `PartDefinition` or a `PartUsage` specialize the `StateUsage` `Parts::Part::ownedStates` (see [9.2.4.2.1](#)), which subsets the `ActionUsage` `Parts::Part::ownedActions`. Note also that, in other cases, the general KerML `checkStepEnclosedPerformanceSpecialization`, `checkStepSubperformanceSpecialization` and `checkStepOwnedPerformanceSpecialization` constraints will still apply (see [KerML, 8.4.4.7]), as well as `checkActionUsageSubactionSpecialization` (see [8.4.12.2](#)).

```

action def AS subsets Action::Action {
  ref state st1 subsets Performances::Performance::enclosedPerformance;
  state st2 subsets Actions::Action::ownedActions;
}
part def PS specializes Parts::Part {
  state s : S subsets Parts::Part::ownedStates;
}
item def IS specializes Items::Item {
  state s : S subsets Objects::Object::ownedPerformances;
}

```

In addition, the `checkActionUsageStateActionRedefinition` constraint (see [8.4.12.2](#)) requires that an `ActionUsage` that is an `entryAction`, `exitAction` or `doAction` of a `StateUsage` (i.e., is owned via a `StateSubactionMembership`) `redefine`, respectively, the `entryAction`, `exitAction`, or `doAction` feature of the `StateDefinition` `StateAction` (see [9.2.10.2.1](#)), which `redefine` the `entry`, `exit`, and `do` features of the kernel `Behavior` `StatePerformances::StatePerformance` (see [KerML, 9.2.6]), restricting them to be `Actions` (see [9.2.9.2.4](#)).

```

state sa subsets States::stateActions {
  entry action entAct redefines States::StateAction::entryAction;
  do action doAct redefines States::StateAction::doAction;
  exit action extAct redefines States::StateAction::exitAction;
}

```

8.4.13.3 Transition Usages

A `TransitionUsage` is a kind of `ActionUsage`. As such, all the general semantic constraints for an `ActionUsage` (see [8.4.12.2](#)) also apply to a `TransitionUsage`, as well as the following additional specialization constraints:

- `checkTransitionUsageSpecialization` requires that a `TransitionUsage` specialize the `ActionUsage` `Actions::transitionActions` (see [9.2.9.2.25](#)), which is defined by the `ActionDefinition` `Actions::TransitionAction` (see [9.2.9.2.24](#)) and subsets the `ActionUsage` `Actions::actions` (see [9.2.9.2.5](#)).
- `checkTransitionUsageActionSpecialization` requires that a composite `TransitionUsage` whose `ownedType` is an `ActionDefinition` or `ActionUsage`, but *not* a `StateDefinition` or `StateUsage`, specialize the `ActionUsage` `Actions::Action::decisionTransitions` (see [9.2.9.2.4](#)), which is typed by the `ActionDefinition` `Actions::DecisionTransitionAction` (see [9.2.9.2.10](#)) and subsets the `ActionUsage` `Actions::Action::transitions` (see [9.2.9.2.4](#)). (For the semantics of `TransitionUsages` of `DecisionTransitionActions`, see [8.4.12.3](#).)

- `checkTransitionUsageStateSpecialization` requires that a composite `TransitionUsage` whose `ownedType` is a `StateDefinition` or `StateUsage` specialize the `ActionUsage` `States::StateAction::stateTransitions` (see [9.2.10.2.1](#)), which is typed by the `ActionDefinition` `States::StateTransitionAction` (see [9.2.10.2.3](#)) and subsets the `ActionUsage` `Actions::Action::transitions` (see [9.2.9.2.4](#)).

`StateTransitionAction` subclassifies `Actions::TransitionAction` (see [9.2.9.2.24](#)) and the kernel Behavior `StatePerformances::StateTransitionPerformance` (see [KerML, 9.2.11]). The `transitionLinkSource` of a `StateTransitionAction` must be a `StateAction`. The `StateTransitionAction` then represents a possible transition from the source `StateAction` to a target `Action`.

A `TransitionUsage` is parsed as having the following `ownedMemberships` (see [8.2.2.17.3](#)):

- An alias (non-owning) `Membership` to its source `StateUsage` (or a `Feature` chain identifying the source).
- A `ParameterMembership` for the `transitionLinkSource` parameter.
- A `ParameterMembership` for the `payload` parameter (if the `TransitionUsage` has a `triggerAction`).
- Zero to three `TransitionFeatureMemberships` for up to one each of a `triggerAction`, `guardExpression`, and `effectAction`. Note also that a `triggerAction` is parsed as an `AcceptActionUsage`, with `payload` and, optionally, `receiver` parameters (see [8.4.12.6](#)).
- An `OwningMembership` for the succession of the `TransitionUsage`, which is a `Succession` whose `targetFeature` is the target of the `TransitionUsage` (or a `Feature` chain identifying the target).

The following semantic constraints then apply:

- `checkFeatureParameterRedefinition` (see [KerML, 8.4.4.7]) requires that the `transitionLinkSource` and `payload` parameters of a `TransitionUsage` redefine the corresponding parameters of `StateTransitionAction` (see [9.2.10.2.3](#)), as inherited from `Transition`
- `checkTransitionUsagePayloadSpecialization` requires that the `payload` parameter of a `TransitionUsage` also subset the `payloadParameter` of the `triggerAction`. Note also that the effective name of a `ReferenceUsage` used as the `payload` parameter of a `TransitionUsage` is defined to be the name of the `payloadParameter` it subsets, rather than the name of the `StateTransitionAction::payload` feature it redefines.
- `checkTransitionUsageTransitionFeatureSpecialization` requires that the `triggerAction`, `guardExpression`, and `effectAction` of a `TransitionUsage` (if they exist) specialize, respectively, the `accepter`, `guard`, and `effect` features of `TransitionAction` ([9.2.9.2.24](#); see also [KerML, 9.2.10, 9.2.11] for inherited features).
- `checkTransitionUsageSuccessionSourceSpecialization` requires that the sourceFeature of the succession of a `TransitionUsage` be the aliased source for the `TransitionUsage`.
- `checkTransitionUsageSuccessionBindingConnector` requires that a `TransitionUsage` have an `ownedMember` that is a `BindingConnector` between its succession and the inherited `TransitionPerformances::TransitionPerformance::transitionLink` feature.
- `checkTransitionUsageSourceBindingConnector` requires that a `TransitionUsage` have an `ownedMember` that is a `BindingConnector` between its source and its `transitionLinkSource` parameter.
- `checkConnectorTypeFeaturing` (see [KerML, 8.4.4.6.1]) then determines the `featuringType` of the `Succession` and two `BindingConnectors` owned by a `TransitionUsage` (typically the `owningType` of the `TransitionUsage`).

As a result of all the above semantic constraints, a `TransitionUsage` such as in the following model

```

state def ST {
  state s1;
  transition trns
  first s1
  accept x : T via tgt
  if test
  effect action efct {
    // ...
  }
  then s2;
  state s2;
}

```

(where *test* is a *Boolean-valued Expression*) has, with implied Relationships included, the equivalent kernel semantics of:

```

// KerML
behavior ST specializes States::StateAction {
  step s1 subsets States::StateAction::exclusiveStates;

  step trns subsets States::State::stateTransitions {
    alias s1 of SC::s1;

    in feature redefines
      States::StateTransitionAction::transitionLinkSource;
    in feature x
      redefines States::StateTransitionAction::payload
      subsets accepter.x;

    step redefines Actions::TransitionAction::accepter {
      inout ref x : T redefines Actions::AcceptAction::payload;
      in ref redefines Actions::AcceptAction::receiver = tgt;
    }

    bool redefines Actions::TransitionAction::guard {
      test
    }

    step efct redefines Actions::TransitionAction::effect {
      // ...
    }

    member succession trns_link
      subsets Occurrences::happensBeforeLinks
      featured by ST
      first s1 then s2;

    member binding featured by ST of trns_link =
      TransitionPerformances::TransitionPerformance::transitionLink;

    member binding featured by ST of s1 = transitionLinkSource;
  }

  step s2 subsets States::StateAction::exclusiveStates;
}

```

A *StateTransitionAction* is a kind of *StateTransitionPerformance*, which specifies the fundamental semantics of transition out of a state. The *guard* of a *StateTransitionAction* is evaluated during the performance of its source *StateAction*, and, if the *guard* evaluates to true and the transition accepts a *Transfer*,

then its *accepter* is also performed during the source *StateAction*, after which the *exitAction* of the *StateAction* is performed (if it has one), and then the *effect* of the *StateTransitionAction* is performed (if it has one). Finally, the *transitionLink* of the *StateTransitionAction* is asserted to have a value, meaning that there must be a target *Action* temporally following the source *StateAction*. (For a complete description of the semantics of *StateTransitionPerformance*, see [KerML, 9.2.10].)

8.4.13.4 Exhibit State Usages

An *ExhibitStateUsage* is a kind of *StateUsage* and a kind of *PerformActionUsage*. As such, all general semantic constraints on a *StateUsage* (see 8.4.13.2) and a *PerformActionUsage* (see 8.4.12.10) also apply to a *ExhibitStateUsage*. In particular, *validateEventOccurrenceUsageIsReference* requires an *ExhibitStateUsage* to be referential. In addition, if an *ExhibitStateUsage* is an *ownedFeature* of a *PartDefinition* or *PartUsage*, then the *checkExhibitStateUsageSpecialization* constraint requires that it specialize the *StateUsage* *Parts::Part::exhibitStates* (see 9.2.4.2.1), which subsets *State::states* (see 7.17) and *Parts::Part::performedActions*. In this case, any *State* referenced by the *ExhibitStateUsage* is considered to have been exhibited by the containing *Part* within its lifetime.

For example, the following model:

```
state st;
part p {
  exhibit state exhb references st;
}
```

is, with implied Specializations included, semantically equivalent to

```
state st subsets State::states;
part p subsets Parts::parts {
  ref state exhb references st
  subsets Parts::Part::exhibitedStates;
}
```

Thus, the values of *p.exhb* will be the subset of the *States* represented by *st* that are performed by *p*.

As a referential *StateUsage*, an *ExhibitStateUsage* that is an *ownedFeature* of an *ActionDefinition* or *ActionUsage* (including a *StateDefinition* or *StateUsage*) is required by the KerML *checkStepEnclosedPerformanceSpecialization* constraint (see [KerML, 8.4.4.7.2]) to specialize *Performances::Performance::enclosedPerformance* (see [KerML, 9.2.6]). If the *ExhibitStateUsage* has a *ReferenceSubsetting*, then this will suffice to satisfy the *checkStateUsageSpecialization* constraint, if the referenced *StateUsage* does. However, if it does not have a *ReferenceSubsetting* (or other relevant explicit *ownedSpecialization*), it requires an implied *Subsetting* of *State::states*.

```
state def SES specializes States::State {
  exhibit state es1 references st
  subsets Performances::Performance::enclosedPerformances;
  exhibit state es2 subsets State::states
  subsets Performances::Performance::enclosedPerformances;
}
```

An *ExhibitStateUsage* that is an *ownedFeature* of an *OccurrenceDefinition* or *OccurrenceUsage* but *not* a *PartDefinition*, *PartUsage*, *ActionDefinition* or *ActionUsage* has the same semantics as an *EventOccurrenceUsage* in that context, with a *StateUsage* as its referenced *OccurrenceUsage* (see 8.4.5.3). Otherwise, an *ExhibitStateUsage* has the same semantics as a referential *StateUsage* (see 8.4.13.2).

8.4.14 Calculations Semantics

Abstract syntax reference: [8.3.18](#)

8.4.14.1 Calculation Definitions

A `CalculationDefinition` is a kind of `ActionDefinition` and a kind of KerML Function. As such, all the general semantic constraints for an `ActionDefinition` (see [8.4.12.1](#)) and a Function (see [KerML, 8.4.4.8.1]) apply to a `CalculationDefinition`. In addition, the `checkCalculationDefinitionSpecialization` constraint requires that a `CalculationDefinition` specialize the base `CalculationDefinition` `Calculations::Calculation` (see [9.2.11.2.1](#)), which subclassifies the `ActionDefinition` `Actions::Action` (see [9.2.9.2.4](#)) and the kernel Behavior `Performances::Evaluation` (see [KerML, 9.2.6]). Further, in addition to the KerML `checkFeatureParameterRedefinition` constraint, that applies to all kinds of `ActionDefinitions` (see [8.4.12.1](#)), the KerML `checkFeatureResultRedefinition` constraint (see [KerML, 8.4.4.8.1]) constraint also requires that the `result` parameter of a `CalculationDefinition` redefine the `result` parameters of any Functions it specializes (including other `CalculationDefinitions`), which means that it ultimately directly or indirectly specializes `Performances::Evaluation::result`.

```
calc def C specializes Calculations::Calculation {
  in ref a redefines Base::things;
  in ref b redefines Base::things;
  return ref result redefines Calculations::Calculation::result;
}
calc def C1 specializes C {
  in ref a redefines C::a;
  // The result parameter can be in any position.
  return ref result redefines C::result;
  in ref b redefines C::b;
}
```

Further, if a `CalculationDefinition` owns an `Expression` via a `ResultExpressionMembership`, then the KerML `checkFunctionResultBindingConnector` constraint (see [KerML, 8.4.4.8.1]) requires that the `CalculationDefinition` have, as an ownedFeature, a `BindingConnector` between the `result` parameter of the `Expression` and the `result` parameter of the `CalculationDefinition`.

```
calc def C2 specializes Calculations::Calculation {
  return redefines Calculations::Calculation::result;
  binding result = resultExpr.result; // Implied
  resultExpr
}
```

where `resultExpr` is an arbitrary `Expression` and `resultExpr.result` represents a Feature chain to the `Expression` `result`.

8.4.14.2 Calculation Usages

A `CalculationUsage` is a kind of `ActionUsage` and a kind of KerML Expression. As such, all the general semantic constraints for an `ActionUsage` (see [8.4.12.2](#)) and an `Expression` (see [KerML, 8.4.4.8.2]) apply to a `CalculationUsage`, as well as the following additional specialization constraints:

- `checkCalculationUsageSpecialization` requires that a `CalculationUsage` specialize the base `CalculationUsage` `Calculations::calculations` (see [9.2.11.2.2](#)), which is defined by the `CalculationDefinition` `Calculations::Calculation` (see [9.2.11.2.1](#)) and subsets the `ActionUsage` `Actions::actions` (see [9.2.9.2.4](#)) and the kernel Step `Performances::evaluations` (see [KerML, 9.2.6]). Further, in addition to the KerML

checkFeatureParameterRedefinition constraint, that applies to all kinds of ActionUsages (see [8.4.12.2](#)), the KerML checkFeatureResultRedefinition constraint (see [KerML, 8.4.4.8.1]) also requires that the result parameter of a CalculationUsage redefine the result parameters of any Functions or Expressions it specializes (including CalculationDefinitions and CalculationUsages).

```

calc c : C subsets Calculations::calculations {
  in ref a redefines C::a;
  in ref b redefines C::b;
  return result redefines C::result, Calculation::calculations::result;
}
calc c1 : C1 subsets c {
  return ref result redefines C1::result, c::result;
}

```

- checkCalculationUsageSubcalculationSpecialization requires that a CalculationUsage that is composite and has an owningType that is a CalculationDefinition or CalculationUsage specialize the CalculationUsage Calculations::Calculation::subcalculations (see [9.2.11.2.1](#)), which subsets Calculations::calculations and the ActionUsage Actions::Action::subactions (see [9.2.9.2.4](#)). Note also that, in other cases, the general checkActionUsageSubactionSpecialization constraint (see [8.4.12.2](#)) and the KerML checkStepEnclosedPerformanceSpecialization and checkStepSubperformanceSpecialization constraints (see [KerML, 8.4.4.7]) will still apply.

```

calc def Clc subsets Calculations::Calculation {
  calc clc1 subsets Calculations::Calculation::subcalculations;
  ref calc clc2 subsets Calculations::calculations,
    Performances::Performance::enclosedPerformances;
}
action def AClc subsets Actions::Action {
  calc clc3 subsets Calculations::calculations,
    Actions::Action::subactions;
}

```

Further, if a CalculationUsage owns an Expression via a ResultExpressionMembership, then the KerML checkExpressionResultBindingConnector constraint (see [KerML, 8.4.4.8.1]) requires that the CalculationUsage have, as an ownedFeature, a BindingConnector between the result parameter of the Expression and the result parameter of the CalculationUsage.

```

calc c2 subsets Calculations::calculations {
  binding result = resultExpr.result; // Implied
  resultExpr
}

```

where *resultExpr* is an arbitrary Expression and *resultExpr.result* represents a Feature chain to the Expression result.

8.4.15 Constraints Semantics

Abstract syntax reference: [8.3.19](#)

8.4.15.1 Constraint Definitions

A ConstraintDefinition is a kind of OccurrenceDefinition and a kind of KerML Predicate. As such, all the general semantic constraints for an OccurrenceDefinition (see [8.4.5](#)) and a Predicate (see [KerML,

8.4.4.8.1]) also apply to a `ConstraintDefinition`. In addition, the `checkConstraintDefinitionSpecialization` constraint requires that a `ConstraintDefinition` specialize the base `ConstraintDefinition` `Constraints::ConstraintCheck` (see [9.2.9.2.4](#)), which subclassifies the kernel Predicate `Performances::BooleanEvaluation` (see [KerML, 9.2.6]).

A `ConstraintDefinition` is not a `CalculationDefinition`, but, since a Predicate is a kind of KerML Function, the KerML `checkFeatureParameterRedefinition` constraint (see [KerML, 8.4.4.7.1]) and `checkFeatureResultRedefinition` (see [KerML, 8.4.4.8.1]) constraints also apply to the parameters of a `ConstraintDefinition`, as for a `CalculationDefinition` (see [8.4.14.1](#)). However, the result parameter of `BooleanEvaluation` has type `ScalarValues::Boolean`, so the result of a `ConstraintDefinition` must also have type `Boolean` (or a specialization of it), and, therefore, it is often just inherited into the `ConstraintDefinition`.

Also as for a `CalculationDefinition`, if a `ConstraintDefinition` owns an Expression via a `ResultExpressionMembership`, then the KerML `checkFunctionResultBindingConnector` constraint (see [KerML, 8.4.4.8.1]) requires that the `ConstraintDefinition` have, as an ownedFeature, a `BindingConnector` between the result parameter of the Expression and the result parameter of the `ConstraintDefinition`. The result Expression must therefore be *Boolean*-valued.

```
constraint def Cst specializes Constraints::ConstraintCheck {
  in attribute x : ScalarValues::Real subsets Base::dataValues;
  // Implied binding between the inherited result parameter
  // and the result of the Expression x > 0.
  x > 0
}
```

8.4.15.2 Constraint Usages

A `ConstraintUsage` is a kind of `OccurrenceUsage` and a kind of KerML Expression. As such, all the general semantic constraints for an `OccurrenceUsage` (see [8.4.5](#)) and an Expression (see [KerML, 8.4.4.8.2]) also apply to a `ConstraintUsage`, as well as the following additional specialization constraints:

- `checkConstraintUsageSpecialization` requires that a `ConstraintUsage` specialize the base `ConstraintUsage` `Constraints::constraintChecks` (see [9.2.12.2.3](#)), which is defined by the `ConstraintDefinition` `Constraints::ConstraintCheck` (see [9.2.12.2.2](#)) and subsets the kernel Step `Performances::booleanEvaluations` (see [KerML, 9.2.6]). Further, the KerML `checkFeatureParameterRedefinition` constraint (see [KerML, 8.4.4.7.1]) and `checkFeatureResultRedefinition` (see [KerML, 8.4.4.8.1]) constraints also apply to the parameters of a `ConstraintUsage`, as for a `ConstraintDefinition` (see [8.4.15.1](#)).

```
constraint cst : Cst subsets Constraints::constraintChecks {
  in ref x redefines Cst::x = 2;
  // Inherits result parameter and result Expression from Cst.
}
```

- `checkConstraintUsageCheckedConstraintSpecialization` requires that a composite `ConstraintUsage` whose owningType is an `ItemDefinition` or an `ItemUsage` (including a `PartDefinition` or `PartUsage`) specialize the `ConstraintUsage` `Items::Item::checkedConstraints` (see [9.2.4.2.1](#)), which subsets the `ConstraintUsage` `Constraints::constraintChecks` and the kernel Feature `Objects::Object::ownedPerformances` (see [KerML, 9.2.5]). Note also that, in other cases, the general KerML `checkStepOwnedPerformanceSpecialization` constraint will still apply (see [KerML, 8.4.4.7]).

```

item def ICst specializes Items::Item {
  constraint c : Cst subsets Items::Item::checkedConstraints;
}
action def ACst specializes Actions::Action {
  constraint c : Cst subsets Objects::Object::ownedPerformances;
}

```

- `checkConstraintUsageRequirementConstraintSpecialization` requires that a `ConstraintUsage` whose `owningFeatureMembership` is a `RequirementConstraintMembership` specialize either the *assumptions* (if it is an `assumedConstraint`) or *constraints* (if it is a `requiredConstraint`) feature of the `RequirementDefinition` `Requirements::RequirementCheck` (see [9.2.13.2.8](#)). (See also [8.4.16](#) on requirements semantics.)

8.4.15.3 Assert Constraint Usages

An `AssertConstraintUsage` is a kind of `ConstraintUsage` and a kind of KerML Invariant. As such, all the general semantic constraints for a `ConstraintUsage` (see [8.4.15.2](#)) and an Invariant (see [KerML, 8.4.4.8.2]). In addition, the `checkAssertConstraintUsageSpecialization` constraint requires that an `AssertConstraintUsage` specialize one of the following:

- If the `AssertConstraintUsage` is *not* negated, `ConstraintUsage` `Constraints::assertedConstraintChecks` (see [9.2.12.2.1](#)), which subsets the `ConstraintUsage` `Constraints::constraintChecks` (see [9.2.12.2.3](#)) and the kernel `Expression` `Performances::trueEvaluations` (see [KerML, 9.2.6]).
- If the `AssertConstraintUsage` is negated, the `ConstraintUsage` `Constraints::negatedConstraintChecks` (see [9.2.12.2.4](#)), which subsets the `ConstraintUsage` `Constraints::constraintChecks` (see [9.2.12.2.3](#)) and the kernel `Expression` `Performances::falseEvaluations` (see [KerML, 9.2.6]).

```

assert constraint ast references cst subsets Constraints::assertedConstraints;
assert constraint ast1 : Cst subsets Constraints::assertedConstraints {
  redefines x = 3;
}
assert not constraint ast2 : Cst subsets Constraints::negatedConstraints {
  redefines x = -3;
}

```

In general, a `ConstraintCheck` of a `ConstraintUsage` at a certain point in time produces a `Boolean` result indicating whether the modeled constraint holds or not at that point in time. This may be true at some times and false at other times. However, `assertedConstraintChecks` subsets `trueEvaluations`, which only includes `BooleanEvaluations` that have true results. Therefore, a `ConstraintCheck` of a non-negated `AssertConstraintUsage` must have a true result—that is, the constraint modeled by the `AssertConstraintUsage` is asserted to *always* hold. Similarly, `negatedConstraintChecks` subsets `falseEvaluations`, which only includes `BooleanEvaluations` that have false results. Therefore, a `ConstraintCheck` of a negated `AssertConstraintUsage` must have a false result—that is, the constraint modeled by the `AssertConstraintUsage` is asserted to *never* hold.

8.4.16 Requirements Semantics

Abstract syntax reference: [8.3.20](#)

8.4.16.1 Requirement Definitions

A `RequirementDefinition` is a kind of `ConstraintDefinition`. As such, all the general semantic constraints for a `ConstraintDefinition` (see [8.4.15.1](#)) also apply to a `RequirementDefinition`. In addition, the `checkRequirementDefinitionSpecialization` constraint requires that a `RequirementDefinition` specialize the base `RequirementDefinition` `Requirements::RequirementCheck` (see [9.2.13.2.8](#)), which specializes the `ConstraintDefinition` `Constraints::ConstraintCheck` (see [9.2.12.2.2](#)).

```
requirement def R specializes Requirements::RequirementCheck;  
requirement def R1 specializes R;
```

A `RequirementDefinitions` differs from a plain `ConstraintDefinition` in that it represents a condition on a *subject* in terms of *assumed* and *required* constraints.

- `validateRequirementDefinitionSubjectParameterPosition` requires that the `subjectParameter` of a `RequirementDefinition` be its first parameter. Thus, as a result of the KerML `checkFeatureParameterRedefinition` constraint (see [KerML, 8.4.4.7.1]), the `subjectParameter` of a `RequirementDefinition` will always redefine the `subjectParameter` of any `RequirementDefinitions` it specializes, and so will directly or indirectly redefine the base `subjectParameter` `Requirements::RequirementCheck::subj` (see [9.2.13.2.8](#)).
- `checkConstraintUsageRequirementConstraintSpecialization` (see [8.4.15.2](#)) requires that a `ConstraintUsage` that is an `assumedConstraint` or `requiredConstraint` of a `RequirementDefinition` specialize, respectively, the *assumptions* or *constraints* feature of `RequirementCheck`, both of which subset `Constraints::constraintChecks` (see [9.2.12.2.3](#)).

```
requirement def R2 specializes Requirements::RequirementCheck {  
  subject subj redefines Requirements::RequirementCheck::subj;  
  assume constraint ca subsets Requirements::RequirementCheck::assumptions;  
  require constraint cr subsets Requirements::RequirementCheck::constraints;  
}
```

The result of a `RequirementCheck` is defined to be the following logical test: if all the *assumptions* have a true result, then all the *constraints* must have a true result. In addition to the `assumedConstraints` and `requiredConstraints` declared as above, `RequirementCheck` includes two other features that contribute to the `requiredConstraints` that are checked:

- *subrequirements* – Collects the values of the composite `RequirementUsages` featured by a `RequirementCheck`, subsetting *constraints*. (See [8.4.16.2](#) on the semantics of `RequirementUsages`.)
- *concernChecks* – Collects the values of the composite `ConcernUsages` featured by a `RequirementCheck`, subsetting *subrequirements* (since `ConcernUsages` are kinds of `RequirementUsages`). (See [8.4.16.5](#) on the semantics of `ConcernUsages`.)

Finally, `RequirementCheck` includes two features that collect the values of `PartUsages` representing entities playing actor and stakeholder roles relative to a `RequirementDefinition` (or `RequirementUsage`):

- *actors* – Collects the values of `PartUsages` that are owned via `ActorMemberships`. (See also [8.4.7.2](#) on the semantics of `PartUsages`.)
- *stakeholders* – Collects the values of `PartUsages` that are owned via `StakeholderMemberships`. (See also [8.4.7.2](#) on the semantics of `PartUsages`.)

```
requirement def R3 specializes Requirements::RequirementCheck {  
  actor a subsets Requirements::RequirementCheck::actors;
```

```

    stakeholder s subsets Requirements::RequirementCheck::stakeholders;
}

```

8.4.16.2 Requirement Usages

A RequirementUsage is a kind of ConstraintUsage. As such, all the general semantic constraints for a ConstraintUsage (see [8.4.15.2](#)) also apply to a RequirementUsage, as well as the following additional specialization constraints:

- checkRequirementUsageSpecialization requires that a RequirementUsage specialize the base RequirementUsage *Requirements::requirementChecks* (see [9.2.13.2.9](#)), which subsets *Constraints::constraintChecks* (see [9.2.12.2.3](#)).

```

requirement r : R subsets Requirements::requirementChecks;

```

- checkRequirementUsageSubrequirementSpecialization requires that a composite RequirementUsage whose owningType is a RequirementDefinition or RequirementUsage specialize the RequirementUsage *Requirements::RequirementCheck::subrequirements* (see [9.2.13.2.8](#)), which subsets *Requirements::RequirementCheck::constraints* (see also [8.4.16.1](#)).

```

requirement def Rqt specializes Requirements::RequirementCheck {
  requirement rqt1 subsets Requirements::RequirementCheck::subrequirements;
  ref requirement rqt2 subsets Requirements::requirements,
    Performances::enclosedPerformances;
}

```

- checkRequirementUsageObjectiveRedefinition requires that a RequirementUsage owned by a CaseDefinition or CaseUsage via an ObjectiveMembership redefine the objectiveRequirement of each CaseDefinition or CaseUsage specialized by its owningType. (See also [8.4.17](#) on Case Semantics.)
- checkRequirementUsageRequirementVerificationSpecialization requires that a RequirementUsage that is owned by the objective of a CaseDefinition or CaseUsage via a RequirementVerificationMembership specializes the RequirementUsage *VerificationCases::VerificationCase::obj::requirementVerifications* (see VerificationCase).

Similarly to RequirementDefinitions, a RequirementUsage also has a *subject* and *assumed* and *required* constraints (see also [8.4.16.1](#)).

- validateRequirementUsageSubjectParameterPosition requires that the subjectParameter of a RequirementUsage be its first parameter. Thus, as a result of the KerML checkFeatureParameterRedefinition constraint (see [KerML, 8.4.4.7.1]), the subjectParameter of a RequirementUsage will always redefine the subjectParameter of any RequirementDefinitions and RequirementUsages it specializes, and so will directly or indirectly redefine the base subject parameter *Requirements::RequirementCheck::subj* (see [9.2.13.2.8](#)).
- checkConstraintUsageRequirementConstraintSpecialization (see [8.4.15.2](#)) requires that a ConstraintUsage that is an assumedConstraint or requiredConstraint of a RequirementUsage specialize, respectively, the *assumptions* or *constraints* feature of RequirementCheck, both of which subset *Constraints::constraintChecks* (see [9.2.12.2.3](#)).

```

requirement r1 : R1 subsets Requirements::requirementChecks {
  subject subj redefines R1::subj;
  assume constraint ca subsets Requirements::RequirementCheck::assumptions;
  require constraint cr subsets Requirements::RequirementCheck::constraints;
}

```

8.4.16.3 Satisfy Requirement Usages

A `SatisfyRequirementUsage` is a kind of `RequirementUsage` and a kind of `AssertConstraintUsage`. As such, all the general semantic constraints for a `RequirementUsage` (see [8.4.16.2](#)) and an `AssertConstraintUsage` (see [8.4.15.3](#)) also apply to a `SatisfyRequirementUsage`. In addition, the `checkSatisfyRequirementUsageBindingConnector` constraint requires that a `SatisfyRequirementUsage` have a `BindingConnector` between its `subjectParameter` and some other `Feature`, which is then considered to be the `satisfyingFeature` of the `SatisfyRequirementUsage`. Further, the `checkAssertConstraintUsageSpecialization` applies to a `SatisfyRequirementUsage`, so it must either specialize `Constraints::assertedConstraintChecks` (see [9.2.12.2.1](#)), or `Constraints::negatedConstraintChecks` (see [9.2.12.2.4](#)), if negated. Together, these constraints mean that a `SatisfyRequirementUsage` asserts the satisfaction (or not, if negated) of a requirement when the `satisfyingFeature` is bound as the subject of the requirement

A `SatisfyRequirementUsage` of the form

```
satisfy requirement sr : R by f;
```

is parsed with `f` bound to the `subjectParameter` of the `SatisfyRequirementUsage` using a `FeatureValue Relationship` (see [8.2.2.20.2](#)). The KerML `checkFeatureValueBindingConnector` constraint (see [KerML, 8.4.4.11]) then requires that the `SatisfyRequirementUsage` have a `BindingConnector` that effectively also meets the `checkSatisfyRequirementUsageBindingConnector` constraint.

```
satisfy requirement sr : R subsets Requirements::requirementChecks,  
  Constraints::assertedConstraintChecks {  
  subject subj redefines R::subj = f;  
  // Implicit BindingConnector for the FeatureValue also meets  
  // the checkSatisfyRequirementUsageBindingConnector constraint.  
  bind subj = subj::f_expr.result;  
}
```

where `f_expr` is the `FeatureReferenceExpression` that references `f` as the value `Expression` of the `FeatureValue`.

If a `SatisfyRequirementUsage` is declared *without* an explicit `satisfyingFeature`: then the implicit `BindingConnector` for the `checkSatisfyRequirementUsageBindingConnector` constraint targets the `Feature` `Base::things::that` (see [KerML, 9.2.2]). This means that a `SatisfyRequirementUsage` nested in a `Definition` or `Usage`, such as

```
part p {  
  satisfy requirement sr1 : R1;  
}
```

is asserted to satisfy the featuring instance of that containing `Definition` or `Usage`.

```
part p subsets Parts::parts {  
  satisfy requirement sr1 : R1 subsets Requirements::requirementCheck,  
    Constraints::assertedConstraintChecks {  
    subject subj redefines R1::subj;  
    // The implied BindingConnector means that sr1 is effectively  
    // satisfied by the containing Part p.  
    bind subj = Base::things::that;  
  }  
}
```

8.4.16.4 Concern Definitions

A `ConcernDefinition` is a kind of `RequirementDefinition`. As such, all the general semantic constraints for a `RequirementDefinition` (see [8.4.16.1](#)) also apply to a `ConcernDefinition`. In addition, the `checkConcernDefinitionSpecialization` constraint requires that a `ConcernDefinition` specialize the base `ConcernDefinition` `Requirements::ConcernCheck` (see [9.2.13.2.1](#)), which specializes the `RequirementDefinition` `Requirements::RequirementCheck` (see [9.2.13.2.8](#)).

```
concern def Crn specializes Requirements::ConcernCheck;
concern def Crn1 specializes Crn;
```

8.4.16.5 Concern Usages

A `ConcernUsage` is a kind of `RequirementUsage`. As such, all the general semantic constraints for a `RequirementUsage` (see [8.4.16.2](#)) also apply to a `ConcernUsage`, as well as the following additional specialization constraints:

- `checkConcernUsageSpecialization` requires that a `ConcernUsage` specialize the base `ConcernUsage` `Requirements::concernChecks` (see [9.2.13.2.2](#)), which subsets `Requirements::requirementChecks` (see [9.2.13.2.9](#)).

```
concern crn : Crn subsets Requirements::concernChecks;
```

- `checkConcernUsageFramedConcernSpecialization` requires that a `ConcernUsage` that is owned by a `RequirementDefinition` or `RequirementUsage` via a `FramedConcernMembership` specialize the `ConcernUsage` `Requirements::RequirementCheck::concerns` (see [9.2.13.2.8](#)), which subsets `Requirements::concernChecks` and `Requirements::RequirementCheck::subrequirements`.

```
requirement def Rcrn subsets Requirements::RequirementCheck {
  concern crn1 : Crn1 subsets Requirements::RequirementCheck::concerns;
}
```

8.4.17 Cases Semantics

Abstract syntax reference: [8.3.21](#)

8.4.17.1 Case Definitions

A `CaseDefinition` is a kind of `CalculationDefinition`. As such, all the general semantic constraints for a `CalculationDefinition` (see [8.4.14.1](#)) apply to a `CaseDefinition`. In addition, the `checkCaseDefinitionSpecialization` constraint requires that a `CaseDefinition` specialize the base `CaseDefinition` `Cases::Case` (see [9.2.14.2.1](#)), which subclassifies the `CalculationDefinition` `Calculations::Calculation` (see [9.2.11.2.1](#)). Further, the KerML `checkFeatureParameterRedefinition` and `checkFeatureResultRedefinition` constraints (see [KerML, 8.4.4.8.1]) also apply to a `CaseDefinition`, as for any `CalculationDefinition` (see [8.4.14.1](#)).

```
case def Cs specializes Cases::Case {
  return ref result redefines Cases::Case::result;
}
case def cs1 : Cs1 specializes cs {
  return ref result redefines Cs1:result, cs::result;
}
```

A `CaseDefinition` differs from a plain `CalculationDefinition` in that it has a *subject* and an *objective*, and it may also have one or more *actor* features.

- `validateCaseDefinitionSubjectParameterPosition` requires that the `subjectParameter` of a `CaseDefinition` be its first parameter. Thus, as a result of the KerML `checkFeatureParameterRedefinition` constraint (see [KerML, 8.4.4.7.1]), the `subjectParameter` of a `CaseDefinition` will always redefine the `subjectParameter` of any `CaseDefinitions` it specializes, and so will directly or indirectly redefine the base subject parameter `Cases::Case::subj` (see [9.2.14.2.1](#)).
- `checkRequirementUsageObjectiveRedefinition` (see [8.2.2.20.2](#)) effectively requires that the `objectiveRequirement` of a `CaseDefinition` redefine the `objectiveRequirements` of any `CaseDefinitions` specialized by the first `CaseDefinition`, which means that it will directly or indirectly redefine the `RequirementUsage Cases::Case::obj`. The `obj` feature has a default binding to the `result` of the `Case`, so, unless the default is overridden, the `subjectParameter` of the `objectiveRequirement` of a `CaseDefinition` should conform to the result of the `CaseDefinition`.
- `checkPartUsageActorSpecialization` requires that a `PartUsage` that is owned by a `CaseDefinition` via an `ActorMembership` specialize the `PartUsage Cases::Case::actors` (see [8.4.7.2](#)).

```

case def Cs2 specializes Cases::Case {
  subject subj redefines Cases::Case::subj;
  objective obj redefines Cases::Case::obj;
  actor a subsets Cases::Case::actors;
  return result : T redefines Cases::Case::result;
}

```

Additional semantics are defined for each of the more specialized kinds of `CaseDefinition` (see [8.4.18.1](#) on `AnalysisCaseDefinitions`, [8.4.19.1](#) on `VerificationCaseDefinitions`, and [8.4.20.1](#) on `UseCaseDefinitions`).

8.4.17.2 Case Usages

A `CaseUsage` is a kind of `CalculationUsage`. As such, all the general semantic constraints for an `CalculationUsage` (see [8.4.14.2](#)) apply to a `CaseUsage`, as well as the following additional specialization constraints:

- `checkCaseUsageSpecialization` requires that a `CaseUsage` specialize the base `CaseUsage Cases::cases` (see [9.2.11.2.2](#)), which is defined by the `CaseDefinition Cases::Case` (see [9.2.11.2.1](#)) and subsets the `CalculationUsage Calculations::calculations` (see [9.2.9.2.4](#)). Further, the KerML `checkFeatureParameterRedefinition` and `checkFeatureResultRedefinition` constraints (see [KerML, 8.4.4.8.1]) also apply to a `CaseUsage`, as for any `CalculationUsage` (see [8.4.14.2](#)).

```

case cs : Cs subsets Cases::cases {
  return result redefines Cs::result;
}
case cs1 : Cs1 subsets cs {
  return ref result redefines Cs1::result, cs::result;
}

```

- `checkCaseUsageSubcaseSpecialization` requires that a `CaseUsage` that is composite and has an `owningType` that is a `CaseDefinition` or `CaseUsage` specialize the `CaseUsage Cases::Case::subcases` (see [9.2.11.2.1](#)), which subsets `Cases::cases` and the `CalculationUsage Calculations::Calculation::subcalculations` (see [9.2.9.2.4](#)).

```

case def Csc subsets Cases::Case {
  case csc1 subsets Cases::Case::subcases;
}

```



```

    ref case csc2 subsets Cases::cases,
        Performances::Performance::enclosedPerformances;
}

```

Similarly to a `CaseDefinition`, a `CaseUsage` also has a *subject* and an *objective*, and may have one or more *actor* features (see also [8.4.17.1](#)).

- `validateCaseUsageSubjectParameterPosition` requires that the `subjectParameter` of a `CaseUsage` be its first parameter. Thus, as a result of the KerML `checkFeatureParameterRedefinition` constraint (see [KerML, 8.4.4.7.1]), the `subjectParameter` of a `CaseUsage` will always redefine the `subjectParameter` of any `CaseDefinition` or `CaseUsage` it specializes, and so will directly or indirectly redefine the base subject parameter `Case::Case::subj` (see [9.2.14.2.1](#)).
- `checkRequirementUsageObjectiveRedefinition` (see [8.2.2.20.2](#)) effectively requires that the `objectiveRequirement` of a `CaseUsage` redefine the `objectiveRequirements` of any `CaseDefinitions` or `CaseUsages` specialized by the first `CaseUsage`, which means that it will directly or indirectly redefine the `RequirementUsage` `Cases::Case::obj`. The `obj` feature has a default binding to the *result* of the *Case*, so, unless the default is overridden, the `subjectParameter` of the `objectiveRequirement` of a `CaseUsage` should conform to the *result* of the `CaseUsage`.
- `checkPartUsageActorSpecialization` requires that a `PartUsage` that is owned by a `CaseUsage` via an `ActorMembership` specialize the `PartUsage` `Cases::Case::actors` (see [8.4.7.2](#)).

```

case cs2 specializes Cases::cases {
    subject subj redefines Cases::Case::subj;
    objective obj redefines Cases::Case::obj;
    actor a subsets Cases::Case::actors;
    return result redefines Cases::Case::result;
}

```

Additional semantics are defined for each of the more specialized kinds of `CaseUsage` (see [8.4.18.2](#) on `AnalysisCaseUsages`, [8.4.19.2](#) on `VerificationCaseUsages`, and [8.4.20.2](#) on `UseCaseUsages`).

8.4.18 Analysis Cases Semantics

Abstract syntax reference: [8.3.22](#)

8.4.18.1 Analysis Case Definitions

An `AnalysisCaseDefinition` is a kind of `CaseDefinition`. As such, all the general semantic constraints for a `CaseDefinition` (see [8.3.21.2](#)) apply to an `AnalysisCaseDefinition`. In addition, the `checkAnalysisCaseDefinitionSpecialization` constraint requires that an `AnalysisCaseDefinition` specialize the base `AnalysisCaseDefinition` `AnalysisCases::AnalysisCase` (see [9.2.15.2.2](#)), which subclassifies the `CaseDefinition` `Cases::Case` (see [9.2.14.2.1](#)).

As discussed in [8.4.17.1](#), the `checkRequirementUsageObjectiveRedefinition` constraint implies that the `objectiveRequirement` of any `CaseDefinition` directly or indirectly redefines the `RequirementUsage` `Cases::Case::obj`. The `obj` feature is then redefined in `AnalysisCases`, with its `subjectParameter` bound to the *result* of the `AnalysisCase`, so that the `objective` is *about* the *result*. This means that the `objectiveRequirement` for an `AnalysisCaseDefinition` must have a `subjectParameter` that is consistent with the *result* of the `AnalysisCaseDefinition`.

The `analysisAction` property of an `AnalysisCaseDefinition` (see [8.3.22.2](#)) collects all the composite actions of the `AnalysisCaseDefinition` that are directly or indirectly defined by the `ActionDefinition` `ActivityCases::AnalysisAction` (see [9.2.15.2.1](#)). The `AnalysisCaseDefinition`

AnalysisCases::AnalysisCase then has an *analysisSteps* feature that subsets *Actions::Action::subaction* (see [9.2.9.2.4](#)) and collects the values of the *analysisActions*. The *checkActionUsageAnalysisActionSpecialization* constraint requires that any *ActionUsage* that is an *analysisAction* of an *AnalysisCaseDefinition* specialize *AnalysisCases::AnalysisCase::analysisSteps* (see [8.4.12.2](#)).

```

analysis case def AC specializes AnalysisCases::AnalysisCase {
  subject subj redefines AnalysisCases::AnalysisCase::subj;
  objective obj redefines AnalysisCases::AnalysisCase::obj {
    // AnalysisCases::AnalysisCase::obj::subj is bound to
    // AnalysisCases::AnalysisCase::result.
    subject subj : T redefines AnalysisCases::AnalysisCase::obj::subj;
  }
  action aa : Actions::AnalysisAction
    subsets AnalysisCases::AnalysisCase::analysisSteps;
  return result : T redefines AnalysisCases::AnalysisCase::result;
}

```

8.4.18.2 Analysis Case Usages

An *AnalysisCaseUsage* is a kind of *CaseUsage*. As such, all the general semantic constraints for a *CaseUsage* (see [8.4.17.2](#)) apply to an *AnalysisCaseUsage*, as well as the following additional specialization constraints:

- *checkAnalysisCaseUsageSpecialization* constraint requires that an *AnalysisCaseUsage* specialize the base *AnalysisCaseUsage* *AnalysisCases::analysisCases* (see [9.2.15.2.3](#)), which is defined by the *AnalysisCaseDefinition* *AnalysisCases::AnalysisCase* (see [9.2.15.2.2](#)) and subsets the *CaseUsage* *Cases::cases* (see [9.2.14.2.2](#)).
- *checkAnalysisCaseUsageSubAnalysisCaseSpecialization* requires that an *AnalysisCaseUsage* that is composite and has an *owningType* that is an *AnalysisCaseDefinition* or *AnalysisCaseUsage* specialize the *AnalysisCaseUsage* *AnalysisCases::AnalysisCase::subAnalysisCases* (see [9.2.15.2.2](#)), which subsets *AnalysisCases::analysisCases* and the *CaseUsage* *Cases::Case::subcases* (see [9.2.14.2.1](#)).

As for an *AnalysisCaseDefinition* (see [8.4.18.1](#)), the *checkRequirementUsageObjectiveRedefinition* constraint and the binding of *AnalysisCases::AnalysisCase::obj::subj* imply that the *objectiveRequirement* for an *AnalysisCaseUsage* must have a *subjectParameter* that is consistent with the result of the *AnalysisCaseUsage*. Also similarly to an *AnalysisCaseDefinition*, the *analysisAction* property of an *AnalysisCaseUsage* (see [8.3.22.3](#)) collects all the composite actions of the *AnalysisCaseUsage* that are directly or indirectly defined by the *ActionDefinition* *ActivityCases::AnalysisAction* (see [9.2.15.2.1](#)), and the *checkActionUsageAnalysisActionSpecialization* constraint also requires that any *ActionUsage* that is an *analysisAction* of an *AnalysisCaseUsage* specialize *AnalysisCases::AnalysisCase::analysisSteps* (see [8.4.12.2](#)).

```

analysis case ac specializes AnalysisCases::analysisCases {
  subject subj redefines AnalysisCases::AnalysisCase::subj;
  objective obj redefines AnalysisCases::AnalysisCase::obj {
    // AnalysisCases::AnalysisCase::obj::subj is bound to
    // AnalysisCases::AnalysisCase::result.
    subject subj : T redefines AnalysisCases::AnalysisCase::obj::subj;
  }
  action aa : Actions::AnalysisAction
    subsets AnalysisCases::AnalysisCase::analysisSteps;
  analysis case anll subsets AnalysisCases::subAnalysisCases;
  return result : T redefines AnalysisCases::AnalysisCase::result;
}

```

8.4.19 Verification Cases Semantics

Abstract syntax reference: [8.3.23](#)

8.4.19.1 Verification Case Definitions

A `VerificationCaseDefinition` is a kind of `CaseDefinition`. As such, all the general semantic constraints for a `CaseDefinition` (see [8.3.21.2](#)) apply to a `VerificationCaseDefinition`. In addition, the `checkVerificationCaseDefinitionSpecialization` constraint requires that a `VerificationCaseDefinition` specialize the base `VerificationCaseDefinition` `VerificationCases::VerificationCase` (see [9.2.16.2.3](#)), which subclassifies the `CaseDefinition` `Cases::Case` (see [9.2.14.2.1](#)).

As discussed in [8.4.17.1](#), the `checkRequirementUsageObjectiveRedefinition` constraint implies that the objectiveRequirement of any `CaseDefinition` directly or indirectly redefines the `RequirementUsage` `Cases::Case::obj`. The `obj` feature is then redefined in `VerificationCase`, with its `subj` parameter bound to the `subj` parameter of the `VerificationCase`, so that the objective is *about* the subject of the `VerificationCase`. This means that the objectiveRequirement for a `VerificationCaseDefinition` must have a `subjectParameter` that is consistent with the `subjectParameter` of the `VerificationCaseDefinition`.

The intent is that the objective of a `VerificationCaseDefinition` is to verify the satisfaction of requirements on the subject of the `VerificationCaseDefinition`. In addition to regular `RequirementConstraintMemberships` (see [8.4.16.2](#)), the objectiveRequirement of a `VerificationCaseDefinition` can have `RequirementVerificationMemberships` whose ownedRequirements reference the verifiedRequirements of the `VerificationCaseDefinition`. The `checkRequirementUsageRequirementVerificationSpecialization` constraint (see [8.4.16.2](#)) then requires that a `RequirementUsage` owned by the objective of a `VerificationCaseDefinition` via a `RequirementVerificationMembership` specialize the `RequirementUsage` `VerificationCases::VerificationCase::obj::requirementVerifications`, which subsets `Requirements::RequirementCheck::subrequirements`. The `requirementVerifications` feature thus collects checks, in the context of the objective of the `VerificationCase`, of the requirements to be verified, which are then required *constraints* on the objective of the `VerificationCase` (since `subrequirement` subsets `constraints`).

```
verification case V specializes VerificationCases::VerificationCase {
  subject subj : S redefines VerificationCases::VerificationCase::subj;
  objective obj redefines VerificationCases::VerificationCase::obj {
    // VerificationCases::VerificationCase::obj::subj is bound to
    // VerificationCases::VerificationCase::subj.
    subject subj : S redefines
VerificationCases::VerificationCase::obj::subj;
    verify requirement vr
      subsets
VerificationCases::VerificationCase::obj::requirementVerifications;
  }
  return verdict redefines VerificationCases::VerificationCase::verdict;
}
```

The result of a `VerificationCaseDefinition` is a *verdict* that indicates whether a performance of a `VerificationCase` was *pass*, *fail*, *inconclusive*, or *error*. Commonly, the *verdict* will only be *pass* if the objective of the `VerificationCase` was satisfied, meaning all the necessary requirements were verified. However, this may not always be the desired condition for passing, so the criteria for passing must be modeled explicitly.

8.4.19.2 Verification Case Usages

A `VerificationCaseUsage` is a kind of `CaseUsage`. As such, all the general semantic constraints for a `CaseUsage` (see [8.4.17.2](#)) apply to a `VerificationCaseUsage`, as well as the following additional specialization constraints:

- `checkVerificationCaseUsageSpecialization` constraint requires that a `VerificationCaseUsage` specialize the base `VerificationCaseUsage` `VerificationCases::verificationCases` (see [9.2.16.2.4](#)), which is defined by the `VerificationCaseDefinition` `VerificationCases::VerificationCase` (see [9.2.16.2.3](#)) and subsets the `CaseUsage` `Cases::cases` (see [9.2.14.2.2](#)).
- `checkVerificationCaseUsageSubAnalysisCaseSpecialization` requires that a `VerificationCaseUsage` that is composite and has an `owningType` that is a `VerificationCaseDefinition` or `VerificationCaseUsage` specialize the `VerificationCaseUsage` `VerificationCases::VerificationCase::subVerificationCases` (see [9.2.16.2.3](#)), which subsets `VerificationCases::verificationCases` and the `CaseUsage` `Cases::Case::subcases` (see [9.2.14.2.1](#)).

As for a `VerificationCaseDefinition` (see [8.4.19.1](#)), the `checkRequirementUsageObjectiveRedefinition` constraint and the binding of `VerificationCases::VerificationCase::obj::subj` imply that the `objectiveRequirement` for a `VerificationCaseUsage` must have a `subjectParameter` that is consistent with the `subjectParameter` of the `VerificationCaseUsage`. Also similarly to a `VerificationCaseDefinition`, the `objectiveRequirement` of a `VerificationCaseUsage` may own `RequirementUsages` via `RequirementVerificationMemberships`, to which the `checkRequirementUsageRequirementVerificationSpecialization` constraint applies (see [8.4.16.2](#)).

```
verification v specializes VerificationCases::VerificationCase {
  subject subj : S redefines VerificationCases::VerificationCase::subj;
  objective obj redefines VerificationCases::VerificationCase::obj {
    // VerificationCases::VerificationCase::obj::subj is bound to
    // VerificationCases::VerificationCase::subj.
    subject subj : S redefines
VerificationCases::VerificationCase::obj::subj;
    verify requirement vr
      subsets
VerificationCases::VerificationCase::obj::requirementVerifications;
  }
  verification v1 subsets
VerificationCases::VerificationCase::subVerificationCases;
  return verdict redefines VerificationCases::VerificationCase::verdict;
}
```

As discussed for a `VerificationCaseDefinition` (see [8.4.19.1](#)), the result of a `VerificationCaseUsage` is a `verdict` on whether a `VerificationCase` passes.

8.4.20 Use Cases Semantics

Abstract syntax reference: [8.3.24](#)

8.4.20.1 Use Case Definitions

A `UseCaseDefinition` is a kind of `CaseDefinition`. As such, all the general semantic constraints for a `CaseDefinition` (see [8.3.21.2](#)) apply to a `UseCaseDefinition`. In addition, the `checkUseCaseDefinitionSpecialization` constraint requires that a `UseCaseDefinition` specialize the base

UseCaseDefinition *UseCases::UseCase* (see [9.2.17.2.1](#)), which subclassifies the CaseDefinition *Cases::Case* (see [9.2.14.2.1](#)).

```

use case def UC specializes UseCases::UseCase {
  subject subj redefines Cases::Case::subj;
  objective obj redefines Cases::Case::obj;
  actor a subsets Cases::Case::actors;
  return result redefines Cases::Case::result;
}

```

8.4.20.2 Use Case Usages

A UseCaseUsage is a kind of CaseUsage. As such, all the general semantic constraints for a CaseUsage (see [8.4.17.2](#)) apply to a UseCaseUsage, as well as the following additional specialization constraints:

- *checkUseCaseUsageSpecialization* constraint requires that a UseCaseUsage specialize the base UseCaseUsage *UseCases::useCases* (see [9.2.17.2.2](#)), which is defined by the UseCaseDefinition *UseCases::UseCase* (see [9.2.17.2.1](#)) and subsets the CaseUsage *Cases::cases* (see [9.2.14.2.2](#)).
- *checkUseCaseUsageSubAnalysisCaseSpecialization* requires that a UseCaseUsage that is composite and has an owningType that is a UseCaseDefinition or UseCaseUsage specialize the UseCaseUsage *UseCases::UseCase::subUseCases* (see [9.2.17.2.1](#)), which subsets *UseCases::useCases* and the CaseUsage *Cases::Case::subcases* (see [9.2.14.2.1](#)).

```

use case uc specializes UseCases::useCases {
  subject subj redefines UseCases::Case::subj;
  objective obj redefines UseCases::Case::obj;
  actor a subsets Cases::Case::actors;
  use case uc1 subsets UseCases::UseCase::subUseCases;
  return result redefines UseCases::UseCase::result;
}

```

8.4.20.3 Include Use Case Usages

An IncludeUseCaseUsage is a kind of UseCaseUsage and a kind of PerformActionUsage. As such, all general semantic constraints on a UseCaseUsage (see [8.4.20.2](#)) and a PerformActionUsage (see [8.4.12.10](#)) also apply to a IncludeUseCaseUsage. In particular, *validateEventOccurrenceUsageIsReference* requires an IncludeUseCaseUsage to be referential. In addition, if an IncludeUseCaseUsage has an owningType that is a UseCaseDefinition or UseCaseUsage, then the *checkUseCaseUsageSpecialization* constraint requires that it specialize the UseCaseUsage *UseCases::UseCase::includedUseCases* (see [9.2.17.2.1](#)), which subsets *UseCases::useCases* (see [9.2.17.2.2](#)) and the kernel Feature *Performances::Performance::enclosedPerformances* (see [KerML, 9.2.6]).

For example, the following model:

```

use case uc1;
use case uc2 {
  include use case incl references uc1;
}

```

is, with implied Specializations included, semantically equivalent to

```

use case uc1 subsets UseCases::useCases;
use case uc2 subsets UseCases::useCases {
  ref use case incl references uc1
  subsets UseCases::UseCase::includedUseCases;
}

```

Thus, the values of `uc2.incl` will be the subset of the *UseCases* represented by `uc1` that are performed within `uc2`.

If the `IncludeUseCaseUsage` has a `ReferenceSubsetting`, then this will suffice to satisfy the `checkUseCaseUsageSpecialization` constraint, if the referenced `UseCaseUsage` does. However, if it does not have a `ReferenceSubsetting` (or other relevant explicit ownedSpecialization), it requires an implied Subsetting of `UseCases::useCases`.

```
use case def UIU specializes UseCases::UseCases {
  include use case iu1 references uc1
  subsets UseCases::UseCase::includedUseCases;
  include use case iu2 subsets UseCases::useCases
  subsets UseCases::UseCase::includedUseCases;
}
```

An `ExhibitStateUsage` that is an ownedFeature of an `ActionDefinition` or `ActionUsage` other than a `UseCaseDefinition` or `UseCaseUsage` has the same semantics as a `PerformActionUsage` in that context (see [7.16.6](#), with a `UseCaseUsage` as its performedAction. If it is an ownedFeature of an `OccurrenceDefinition` or `OccurrenceUsage` that is *not* an `ActionDefinition` or `ActionUsage`, it has the same semantics as an `EventOccurrenceUsage` in that context (see [8.4.5.3](#)). Otherwise, it has the same semantics as a referential `UseCaseUsage` (see [8.4.13.2](#)).

8.4.21 Views and Viewpoints Semantics

Abstract syntax reference: [8.3.25](#)

8.4.21.1 View Definitions

A `ViewDefinition` is a kind of `PartDefinition`. As such, all the general semantic constraints for an `PartDefinition` (see [8.4.7.1](#)) also apply to a `ViewDefinition`. In addition, the `checkViewDefinitionSpecialization` constraint requires that a `ViewDefinition` specialize the base `ViewDefinition Views::View` (see [9.2.18.2.10](#)), which subclassifies `Parts::Part` (see [9.2.4.2.1](#)).

8.4.21.2 View Usages

A `ViewUsage` is a kind of `PartUsage`. As such, all the general semantic constraints for an `PartUsage` (see [8.4.7.2](#)) also apply to a `ViewUsage`, as well as the following additional specialization constraints:

- `checkViewUsageSpecialization` requires that a `ViewUsage` specialize the base `ViewUsage Views::views` (see [9.2.18.2.14](#)).
- `checkViewUsageSubviewSpecialization` requires that a `ViewUsage` that is composite and has an owningType that is a `ViewDefinition` or `ViewUsage` specialize the `ViewUsage Views::View::subviews` (see [9.2.18.2.10](#)), which subsets `Views::views`.

```
view def V specializes Views::View {
  ref view v1 subsets Views::views;
  view v2 subsets Views::View::subviews;
}
```

8.4.21.3 Viewpoint Definitions

A `ViewpointDefinition` is a kind of `RequirementDefinition`. As such, all the general semantic constraints for a `RequirementDefinition` (see [8.4.16.1](#)) also apply to a `ViewpointDefinition`. In addition, the `checkViewpointDefinitionSpecialization` constraint requires that a `ViewpointDefinition` specialize

the base `ViewpointDefinition` `Views::ViewpointCheck` (see [9.2.18.2.11](#)), which specializes the `RequirementDefinition` `Requirements::RequirementCheck` (see [9.2.13.2.8](#)).

```
viewpoint def Vp specializes Viewpoints::ViewpointCheck;
viewpoint def Vp1 specializes Vp;
```

8.4.21.4 Viewpoint Usages

A `ViewpointUsage` is a kind of `RequirementUsage`. As such, all the general semantic constraints for a `RequirementUsage` (see [8.4.16.2](#)) also apply to a `ViewpointUsage`, as well as the following additional specialization constraints:

- `checkViewpointUsageSpecialization` requires that a `ViewpointUsage` specialize the base `ViewpointUsage` `Views::viewpointChecks` (see [9.2.18.2.12](#)), which subsets `Requirements::requirementChecks` (see [9.2.13.2.9](#)).

```
viewpoint vp : Vp subsets Views::viewpointChecks;
```

- `checkViewpointUsageViewpointSatisfactionSpecialization` requires that a composite `ViewpointUsage` whose `owningType` is a `ViewDefinition` or `ViewUsage` specialize the `ViewpointUsage` `Views::View::viewpointSatisfactions` (see [9.2.18.2.10](#)), which subsets `Views::viewpointChecks`. Since the `Views::View` model asserts the satisfaction of the `viewpointSatisfactions`, this means that any composite `ViewpointUsage` that is an `ownedFeature` of a `ViewDefinition` or `ViewpointUsage` is implicitly asserted to be satisfied by the specified `View`.

```
view def Vw subsets Views::View {
  // The following ViewpointUsage is implicitly asserted to be
  // satisfied by the Views defined by Vw.
  viewpoint vp1 : Vp1 subsets Views::View::viewpointSatisfactions;
}
```

8.4.21.5 Rendering Definitions

A `RenderingDefinition` is a kind of `PartDefinition`. As such, all the general semantic constraints for a `PartDefinition` (see [8.4.7.1](#)) also apply to a `ViewDefinition`. In addition, the `checkRenderingDefinitionSpecialization` constraint requires that a `RenderingDefinition` specialize the base `RenderingDefinition` `Views::Rendering` (see [9.2.18.2.6](#)), which subclassifies `Parts::Part` (see [9.2.4.2.1](#)).

8.4.21.6 Rendering Usages

A `RenderingUsage` is a kind of `PartUsage`. As such, all the general semantic constraints for an `PartUsage` (see [8.4.7.2](#)) also apply to a `RenderingUsage`, as well as the following additional specialization constraints:

- `checkRenderingUsageSpecialization` requires that a `RenderingUsage` specialize the base `RenderingUsage` `Views::rendering` (see [9.2.18.2.7](#)).
- `checkRenderingUsageSubrenderingSpecialization` requires that a `RenderingUsage` that is composite and has an `owningType` that is a `RenderingDefinition` or `RenderingUsage` specialize the `RenderingUsage` `Views::Rendering::subrenderings` (see [9.2.18.2.6](#)), which subsets `Renderings::renderings`.

```
rendering def Rnd specializes Renderings::Rendering {
  ref rendering rnd1 subsets Renderings::renderings;
```

```

    view rnd2 subsets Renderings::Rendering::subrenderings;
}

```

- `checkRenderingUsageRedefinition` requires that a `RenderingUsage` that is owned by a `ViewDefinition` or `ViewUsage` via a `ViewRenderingMembership` redefines the `viewRendering` of each `ViewDefinition` or `ViewUsage` that is specialized by the owning `ViewDefinition` or `ViewUsage`. This means that the `viewRendering` of a `ViewDefinition` or `ViewUsage` will always directly or indirectly redefine the `RenderingUsage` `Views::View::viewRendering` (see [9.2.18.2.10](#)).

```

rendering r1;
rendering r2;
view def VR specializes Views::View {
    render r1 redefines Views::View::viewRendering;
}
view def vr : VR {
    render r2 redefines VR::r1;
}

```

8.4.22 Metadata Semantics

Abstract syntax reference: [8.3.26](#)

8.4.22.1 Metadata Definitions

A `MetadataDefinition` is a kind of `ItemDefinition` and a kind of `KerML Metaclass`. As such, the general semantic constraints for an `ItemDefinition` (see [8.4.6.1](#)) and a `Metaclass` (see [KerML, 8.4.4.13]) also apply to a `MetadataDefinition`. In addition, the `checkMetadataDefinitionSpecialization` constraint requires that a `MetadataDefinition` specialize the base `MetadataDefinition` `Metadata::MetadataItem` (see [9.2.20.2.1](#)), which subclassifies `Items::Item` (see [9.2.3.2.1](#)) and the kernel `Metaclass` `Metaobjects::Metaobject` (see [KerML, 9.2.16]).

The instances of a `MetadataDefinition` are `MetadataItems` that are part of the structure of a model itself, rather than being an instance in the system represented by the model. The `SysML` library model is a reflective model of the MOF abstract syntax for SysML, containing one SysML `MetadataDefinition` corresponding to each MOF metaclass in the abstract syntax model (see [9.2.21](#) for more details on the relationship between the `SysML` model and the abstract syntax).

8.4.22.2 Metadata Usages

A `MetadataUsage` is a kind of `ItemUsage` and a kind of `KerML MetadataFeature`. As such, the general semantic constraints for an `ItemUsage` (see [8.4.6.2](#)) and a `MetadataFeature` (see [KerML, 8.4.4.13]) also apply to a `MetadataUsage`. In addition, the `checkMetadataUsageSpecialization` constraint requires that a `MetadataUsage` specialize the base `MetadataUsage` `Metadata::metadataItems` (see [9.2.20.2.2](#)), which is defined by `Metadata::MetadataItem` (see [9.2.20.2.1](#)) and subsets `Items::items` (see [9.2.3.2.2](#)) and the kernel `Feature` `Metaobjects::metaobjects` (see [KerML, 9.2.16]).

See [KerML, 8.4.4.13.2] for further description of the model-level semantics of `MetadataUsages` as `MetadataFeatures` that can be used to annotate `Elements` of a model. See also [KerML, 8.4.4.13.3] for a discussion of *semantic metadata* that is also usable in SysML.

9 Model Libraries

[SYSML2-30](#): Follow typographical conventions in the SysML Metamodel clause

9.1 Model Libraries Overview

The SysML model libraries are an integral part of the language. The Systems Model Library (see [9.2](#)) is used any time a Definition or Usage element is instantiated in a user model, providing a bridge to the semantic models in the Kernel Model Library [KerML, Clause 8]. For example, any ItemDefinition or ItemUsage must directly or indirectly specialize the base ItemDefinition *Item* from the *Items* library model, where *Item* specializes the Kernel Class *Object*, giving Items the semantics of structural Objects.

SysML also includes a set of domain libraries, which provide models of fundamental concepts from domains of particular importance in systems engineering. These models are normative and available for use in all SysML user models. The following domain libraries are included.

- The *Metadata Domain Library* contains models of attribute definitions for a useful set of standard metadata annotations (see [9.3](#); see also [7.4](#) on Annotations).
- The *Analysis Domain Library* contains models of concepts useful in carrying out analyses of systems. In particular, it includes frameworks for state space representation of systems and for performing trade-off studies (see [9.4](#)).
- The *Cause and Effect Domain Library* contains a language extension for modeling cause and effect relationships (see [9.5](#)).
- The *Requirement Derivation Domain Library* contains a language extension for modeling requirement derivation relationships (see [9.6](#)).
- The *Geometry Domain Library* contains a model for physical items with spacial extent, including an extensive set of basic geometric shapes that can be used to construct such items (see [9.7](#)).
- The *Quantities and Units Domain Library* contains a comprehensive set of models for scalar, vector and tensor quantities, including quantity value and unit definitions covering the ISO/IEC 80000 and ISO 8601-1 standards (see [9.8](#)).

The normative machine-readable representation for each of these model libraries is a project interchange file, formatted consistent with the standard for model interchange given in [KerML, 10.3], as specified for SysML in Clause 2 under *Model Interchange Conformance*. The documentation on these models provided in here in [Clause 9](#) is either derived from the model files themselves or gives additional overview information on the use of the models, and is therefore also considered normative.

Each library model is packaged as a model interchange file in the project interchange file for its corresponding model library (see [KerML, 10.2]). Regardless of whether such a library model is interchanged in textual notation, XMI or JSON format, the `elementId` for any `Element` in the library model that has a non-null `qualifiedName` shall be a name-based (version 5) UUID (see [UUID, 14.2]), constructed as specified in [KerML, 9.1], expect using the prefix `https://www.omg.org/SysML/` when constructing the URL for a standard library package. The `elementIds` constructed in this way shall be normative across all forms of interchange of the library models and shall remain stable for future versions of the library models, though future revisions of this specification may deprecate certain existing `Elements` and their names, or introduce new `Elements` with new names and hence UUIDs that are distinct (with a high probability). However, the `elementIds` for library `Elements` for which the `qualifiedName` is null are *not* determined by this specification, and representations of the models with different `elementIds` for these `Elements` (such as may happen when parsing the textual representation of a library model) are still considered conformant to the specification.

9.2 Systems Model Library

9.2.1 Systems Model Library Overview

The Systems Model Library includes models for the base types of all kinds of `Definition` and `Usage` elements in SysML. Each of the following subclauses describes a library model package corresponding to the elements in the similarly named abstract syntax package (see [8.3](#)). For example, the *Attributes* library model package (see [9.2.2](#)) includes the *Attribute* and *attributes* types that are the base types for all `AttributeDefinitions` and `AttributeUsages` (respectively) as specified in the *Attributes* abstract syntax package (see [8.3.7](#)).

It also includes a package of *StandardViewDefinitions* (see [9.2.19](#)) and a reflective *SysML* model of the SysML abstract syntax (see [9.2.21](#)).

9.2.2 Attributes

9.2.2.1 Attributes Overview

This package defines the base types for attributes and related structural elements in the SysML language.

9.2.2.2 Elements

9.2.2.2.1 AttributeValue

Element

`AttributeDefinition`

Description

AttributeValue is the most general type of data values that represent qualities or characteristics of a system or part of a system. *AttributeValue* is the base type of all `AttributeDefinitions`.

General Types

`DataValue`

Features

None.

Constraints

None.

9.2.2.2.2 attributeValues

Element

`AttributeUsage`

Description

attributeValues is the base feature for all `AttributeUsages`.

General Types

`dataValues`

AttributeValue

Features

None.

Constraints

None.

9.2.3 Items

9.2.3.1 Items Overview

This package defines the base types for items and related structural elements in the SysML language.

9.2.3.2 Elements

9.2.3.2.1 Item

Element

ItemDefinition

Description

Item is the most general class of objects that are part of, exist in or flow through a system. *Item* is the base type of all *ItemDefinitions*.

General Types

Object

Features

boundingShapes : Item [0..*] {subsets envelopingShapes}

envelopingShapes that are *StructuredSpaceObjects* with every *face* or every *edge* intersecting this *Item*.

checkedConstraints : ConstraintCheck [0..*] {subsets ownedPerformances}

Constraints that have been checked by this *Item*.

envelopingShapes : Item [0..*]

Shapes that are the *shape* of an *Item* that includes this *Item* in space and time.

isSolid : Boolean

An *Item* is solid if it has no *voids*.

shape : Item {redefines spaceBoundary}

Spatial boundary of this *Item*.

subitems : Item [0..*] {subsets suboccurrences}

The *Items* that are composite subitems of this *Item*.

subparts : Part [0..*] {subsets subitems}

The *subitems* of this item that are *parts*.

voids : Item [0..*] {redefines innerSpaceOccurrences}

voids are the *innerSpaceOccurrences* of *Item* *Item*.

Constraints

None.

9.2.3.2.2 items

Element

ItemUsage

Description

items is the base feature of all *ItemUsages*.

General Types

Item

objects

Features

None.

Constraints

None.

9.2.3.2.3 Touches

Element

ConnectionDefinition

Description

Touching *Occurrences* are *JustOutsideOf* each other and happen at the same time (*HappensWhile*).

General Types

JustOutsideOf

HappensWhile

Features

touchedItem : Item {redefines separateSpace, thatOccurrence}

touchedItemToo : Item {redefines thisOccurrence, separateSpaceToo}

touches : Item [0..*] {subsets justOutsideOfOccurrences, timeCoincidentOccurrences}

touchesToo : Item [0..*] {subsets timeCoincidentOccurrences, justOutsideOfOccurrences}

Constraints

None.

9.2.4 Parts

9.2.4.1 Parts Overview

This package defines the base types for parts and related structural elements in the SysML language.

9.2.4.2 Elements

9.2.4.2.1 Part

Element

PartDefinition

Description

Part is the most general class of objects that represent all or a part of a system. *Part* is the base type of all *PartDefinitions*.

General Types

Item

Features

exhibitedStates : StateAction [0..*] {subsets performedActions}

StateActions that are exhibited by this *Part*.

ownedActions : Action [0..*] {subsets ownedPerformances}

Actions that are owned by this *Part*. The *this* reference of a *ownedAction* is always its owning *Part*.

ownedPorts : Port [0..*] {subsets timeEnclosedOccurrences}

Ports that are owned by this *Part*.

ownedStates : StateAction [0..*] {subsets ownedActions}

StateActions that are owned by this *Part*.

performedActions : Action [0..*] {subsets enactedPerformances}

Actions that are performed by this *Part*.

Constraints

None.

9.2.4.2.2 parts

Element

PartUsage

Description

parts is the base feature of all `PartUsages`.

General Types

Part

items

Features

None.

Constraints

None.

9.2.5 Ports

9.2.5.1 Ports Overview

This package defines the base types for ports and related structural elements in the SysML language.

9.2.5.2 Elements

9.2.5.2.1 Port

Element

PortDefinition

Description

Port is the most general class of objects that represent connection points for interacting with a *Part*. *Port* is the base type of all `PortDefinitions`.

General Types

Object

Features

subports : Port [0..*] {subsets timeEnclosedOccurrences}

Constraints

None.

9.2.5.2.2 ports

Element

PortUsage

Description

ports is the base feature of all `PortUsages`.

General Types

Port

objects

Features

None.

Constraints

None.

9.2.6 Connections

9.2.6.1 Connections Overview

This package defines the base types for connections and related structural elements in the SysML language.

9.2.6.2 Elements

9.2.6.2.1 BinaryConnection

Element

ConnectionDefinition

Description

BinaryConnection is the most general class of binary links between two things within some containing structure. *BinaryConnection* is the base type of all `ConnectionDefinitions` with exactly two ends.

General Types

Connection

BinaryLinkObject

Features

source : Anything [0..*] {redefines toSources, source}

target : Anything [0..*] {redefines toTargets, target}

Constraints

None.

9.2.6.2.2 binaryConnections

Element

ConnectionUsage

Description

binaryConnections is the base feature of all binary *ConnectionUsages*.

General Types

BinaryConnection

binaryLinkObjects

connections

Features

None.

Constraints

None.

9.2.6.2.3 Connection

Element

ConnectionDefinition

Description

Connection is the most general class of links between things within some containing structure. *Connection* is the base type of all *ConnectionDefinitions*.

General Types

Part

LinkObject

Features

None.

Constraints

None.

9.2.6.2.4 connections

Element

ConcernUsage

Description

connections is the base feature of all *ConnectionUsages*.

General Types

linkObjects

parts

Features

None.

Constraints

None.

9.2.6.2.5 FlowConnection

Element

FlowConnectionDefinition

Description

FlowConnection is a subclass of message connections that are also flow transfers. It is the base type for *FlowConnectionUsages* that identify their *source* output and *target* input.

General Types

FlowTransfer

MessageConnection

Features

source : Occurrence [0..*] {redefines source}

target : Occurrence [0..*] {redefines target}

Constraints

None.

9.2.6.2.6 flowConnections

Element

FlowConnectionUsage

Description

flowConnections is the base feature of all FlowConnectionUsages.

General Types

FlowConnection

flowTransfers

messageConnections

Features

source : Occurrence [0..*] {redefines source}

target : Occurrence [0..*] {redefines target}

Constraints

None.

9.2.6.2.7 MessageConnection

Element

ConnectionDefinition

Description

MessageConnection is the class of binary connections that represent a transfer of objects or values between two occurrences. It is the base type of all FlowConnectionDefinitions.

General Types

Action

Transfer

BinaryConnection

Features

source : Occurrence [0..*] {redefines toTransferSources, source}

target : Occurrence [0..*] {redefines target, toTransferTargets}

Constraints

None.

9.2.6.2.8 messageConnections

Element

FlowConnectionUsage

Description

messageConnections is the base feature of all *FlowConnectionUsages*.

General Types

MessageConnection

binaryConnections

transfers

actions

Features

None.

Constraints

None.

9.2.6.2.9 SuccessionFlowConnection

Element

FlowConnectionDefinition

Description

SuccessionFlowConnection is a subclass of flow connections that happen after their *source* and before their *target*. It is the base type for all *SuccessionFlowConnectionUsages*.

General Types

FlowConnection

FlowTransferBefore

Features

source : Occurrence [0..*] {redefines source}

target : Occurrence [0..*] {redefines target}

Constraints

None.

9.2.6.2.10 successionFlowConnections

Element

FlowConnectionUsage

Description

successionFlowConnections is the base feature of all *SuccessionFlowConnectionUsages*.

General Types

SuccessionFlowConnection

flowConnections

transfersBefore

Features

source : Occurrence [0..*] {redefines source}

target : Occurrence [0..*] {redefines target}

Constraints

None.

9.2.7 Interfaces

9.2.7.1 Interfaces Overview

This package defines the base types for interfaces and related structural elements in the SysML language.

9.2.7.2 Elements

9.2.7.2.1 BinaryInterface

Element

InterfaceDefinition

Description

BinaryInterface is the most general class of links between two *PortUsages* within some containing structure. *BinaryInterface* is the base *Type* of all *InterfaceDefinitions* with exactly two ends.

General Types

BinaryConnection

Interface

Features

source : Port [0..*] {redefines source}

target : Port [0..*] {redefines target}

Constraints

None.

9.2.7.2.2 binaryInterfaces

Element

InterfaceUsage

Description

binaryInterfaces is the base feature of all binary *InterfaceUsages*.

General Types

interfaces

BinaryInterface

binaryConnections

Features

None.

Constraints

None.

9.2.7.2.3 Interface

Element

InterfaceDefinition

Description

Interface is the most general class of links between *PortUsages* within some containing structure. *Interface* is the base type of all *InterfaceDefinitions*.

General Types

Connection

Features

None.

Constraints

None.

9.2.7.2.4 interfaces

Element

InterfaceUsage

Description

interfaces is the base feature of all *InterfaceUsages*.

General Types

connections

Interface

Features

None.

Constraints

None.

9.2.8 Allocations

9.2.8.1 Allocations Overview

This package defines the base types for allocations and related structural elements in the SysML language.

9.2.8.2 Elements

9.2.8.2.1 Allocation

Element

AllocationDefinition

Description

Allocation is the most general class of allocations, represented as a connection between the source of the allocation and the target. *Allocation* is the base type of all *AllocationDefinitions*.

General Types

BinaryConnection

Features

source : Anything [0..*] {redefines source}

suballocations : Allocation [0..*]

target : Anything [0..*] {redefines target}

Constraints

None.

9.2.8.2.2 allocations

Element

AllocationUsage

Description

allocations is the base feature of all *ConnectionUsages*.

General Types

Allocation

binaryConnections

Features

None.

Constraints

None.

9.2.9 Actions

9.2.9.1 Actions Overview

This package defines the base types for actions and related behavioral elements in the SysML language.

9.2.9.2 Elements

[SYSML2-102](#): Semantic constraint for target of *AssignmentActionUsage* is missing
[SYSML2-490](#): *Actions::acceptSubactions* and *sendSubactions* should subset *acceptActions* and *sendActions*

9.2.9.2.1 AcceptAction

Element

ActionDefinition

Description

An *AcceptAction* is a *AcceptMessageAction* that waits for a *payload* or *acceptedMessage* of the specified kind to be accepted by a state transition nested in it.

General Types

AcceptMessageAction

Features

None.

Constraints

None.

9.2.9.2.2 acceptActions

Element

ActionUsage

Description

acceptActions is the base feature for all *SendActionUsages*.

General Types

AcceptAction

actions

Features

None.

Constraints

None.

9.2.9.2.3 AcceptMessageAction

Element

ActionDefinition

Description

An *AcceptMessageAction* is an *Action* and *AcceptPerformance* that identifies an *incomingTransferToSelf* of a designated *receiver Occurrence*, providing its *payload* as output.

General Types

Action

AcceptPerformance

Features

acceptedMessage : MessageConnection {redefines acceptedTransfer}

payload : Anything {redefines acceptedItem}

The payload received from the incoming *Transfer*. If an input value is provided for this parameter, then the *Transfer* payload must match that value.

Constraints

None.

9.2.9.2.4 Action

Element

ActionDefinition

Description

Action is the most general class of performances of *ActionDefinitions* in a system or part of a system. *Action* is the base class of all *ActionDefinitions*.

General Types

Performance

Features

acceptSubactions : AcceptAction [0..*] {subsets subactions, acceptActions}

The *subactions* of this *Action* that are *AcceptActions*.

assignments : AssignmentAction [0..*] {subsets subactions}

The *subactions* of this *Action* that are *AssignmentActions*.

controls : ControlAction [0..*] {subsets subactions}

The *subactions* of this *Action* that are *ControlActions*.

decisions : DecisionAction [0..*] {subsets controls}

The *controls* of this *Action* that are *DecisionActions*.

decisionTransitions : DecisionTransitionAction [0..*] {subsets transitions}

The *subactions* of this *Action* that are *DecisionTransitionActions*.

done : Action {redefines endShot}

The ending *snapshot* of this *Action*.

forks : ForkAction [0..*] {subsets controls}

The *controls* of this *Action* that are *ForkActions*.

forLoops : ForLoopAction [0..*] {subsets loops}

The *loops* of this *Action* that are *ForLoopActions*.

ifSubactions : IfThenAction [0..*] {subsets subactions}

The *subactions* of this *Action* that are *IfThenActions* (including *IfThenElseActions*).

joins : JoinAction [0..*] {subsets controls}

The *controls* of this *Action* that are *JoinActions*.

loops : LoopAction [0..*] {subsets subactions}

The *subactions* of this *Action* that are *LoopActions*.

merges : MergeAction [0..*] {subsets controls}

The *controls* of this *Action* that are *MergeActions*.

sendSubactions : SendAction [0..*] {subsets subactions, sendActions}

The *subactions* of this *Action* that are *SendActions*.

start : Action {redefines startShot}

The starting *snapshot* of this *Action*.

subactions : Action [0..*] {subsets enclosedPerformances}

The *subperformances* of this *Action* that are *Actions*. The *this* reference of a *subaction* is always the same as that of its owning *Action*.

transitions : TransitionAction [0..*] {subsets subactions}

The *subactions* of this *Action* that are *TransitionActions*.

whileLoops : WhileLoopAction [0..*] {subsets loops}

The *loops* of this *Action* that are *WhileLoopActions*.

Constraints

None.

9.2.9.2.5 actions

Element

ActionUsage

Description

actions is the base feature for all *ActionUsages*.

General Types

Action

performances

Features

None.

Constraints

None.

9.2.9.2.6 AssignmentAction

Element

ActionDefinition

Description

An *AssignmentAction* is an *Action* used to type an *AssignmentActionUsage*. It is also a *FeatureWritePerformance* that updates the *accessedFeature* of its target *Occurrence* with the given *replacementValues*.

General Types

FeatureWritePerformance

Action

Features

replacementValues : Anything [0..*] {redefines replacementValues}

The values to be assigned to the *accessedFeature* of the *target*.

target : Occurrence {redefines onOccurrence}

The target *Occurrence* whose *accessedFeature* is being assigned.

Constraints

None.

9.2.9.2.7 assignmentActions

Element

ActionUsage

Description

assignmentActions is the base feature for all *AssignmentActionUsages*.

General Types

AssignmentAction

actions

Features

target : Occurrence {redefines target}

The default *target* for *assignmentActions* is the featuring instance (if that is an *Occurrence*).

Constraints

None.

9.2.9.2.8 ControlAction

Element

ActionDefinition

Description

A *ControlAction* is the *Action* of a *ControlNode*, which has no inherent behavior.

General Types

Action

Features

None.

Constraints

None.

9.2.9.2.9 DecisionAction

Element

ActionDefinition

Description

A *DecisionAction* is the *ControlAction* for a *DecisionNode*. It is a *DecisionPerformance* that selects one outgoing *HappensBeforeLink*.

General Types

DecisionPerformance

ControlAction

Features

None.

Constraints

None.

9.2.9.2.10 DecisionTransitionAction

Element

ActionDefinition

Description

A *DecisionTransitionAction* is a *TransitionAction* and *NonStateTransitionPerformance* that has a single *guard*, but no *trigger* or *effects*. It is the base type of *TransitionUsages* used as conditional successions in action models.

General Types

NonStateTransitionPerformance

TransitionAction

Features

accepter : AcceptMessageAction [0] {redefines accepter}

effect : Action [0] {redefines effect}

Constraints

None.

9.2.9.2.11 ForkAction

Element

ActionDefinition

Description

A *ForkAction* is the *ControlAction* for a *ForkNode*.

Note: Fork behavior results from requiring that the target multiplicity of all outgoing succession connectors be 1..1.

General Types

ControlAction

Features

None.

Constraints

None.

9.2.9.2.12 ForLoopAction

Element

ActionDefinition

Description

A *ForLoopAction* is a *LoopAction* that iterates over an ordered sequence of values. It is the base type for all *ForLoopActionUsages*.

General Types

LoopAction

Features

body : Action [0..*] {redefines body}

The *Action* that is performed on each iteration of the loop.

index : Positive

The index of the element of *seq* assigned to *var* on the current iteration of the loop.

initialization : AssignmentAction

Initializes *index* to 1.

seq : Anything [0..*] {ordered, nonunique}

The sequence of values over which the loop iterates.

var : Anything

The loop variable that is assigned successive elements of *seq* on each iteration of the loop.

whileLoop : WhileLoopAction

While *index* is less than or equal to the size of *seq*, assigns *var* to the *index* element of *seq*, then performs *body* and increments *index*.

Constraints

None.

9.2.9.2.13 forLoopActions

Element

ActionUsage

Description

forLoopActions is the base feature for all *ForLoopActionUsages*.

General Types

loopActions

ForLoopAction

Features

None.

Constraints

None.

9.2.9.2.14 IfThenAction

Element

ActionDefinition

Description

An *IfThenAction* is a Kernel *IfThenPerformance* that is also an *Action*. It is the base type for all *IfActionUsages*.

General Types

Action

IfThenPerformance

Features

ifTest : BooleanEvaluation {redefines *ifTest*}

An evaluation of a *Boolean*-valued *Expression* whose result determines whether or not the *thenClause* is performed.

thenClause : Performance [0..1] {redefines *thenClause*}

An optional *Performance* that occurs if and only if the result of the *ifTest* is true.

Constraints

None.

9.2.9.2.15 ifThenActions

Element

ActionUsage

Description

ifThenActions is the base feature for all *IfActionUsages*.

General Types

IfThenAction

actions

Features

None.

Constraints

None.

9.2.9.2.16 IfThenElseAction

Element

ActionDefinition

Description

An *IfThenElseAction* is a Kernel *IfThenElsePerformance* that is also an *IfThenAction*. It is the base type for all *IfActionUsages* that have an *elseAction*.

General Types

IfThenAction

IfThenElsePerformance

Features

elseClause : Performance [0..1] {redefines *elseClause*}

An optional *Performance* that occurs if and only if the result of the *ifTest* is false.

Constraints

None.

9.2.9.2.17 ifThenElseActions

Element

ActionUsage

Description

ifThenElseActions is the base feature for all *IfActionUsages* that have an *elseAction*.

General Types

IfThenElseAction

ifThenActions

Features

None.

Constraints

None.

9.2.9.2.18 JoinAction

Element

ActionDefinition

Description

A *JoinAction* is the *ControlAction* for a *JoinNode*.

Note: Join behavior results from requiring that the source multiplicity of all incoming succession connectors be 1..1.

General Types

ControlAction

Features

None.

Constraints

None.

9.2.9.2.19 LoopAction

Element

ActionDefinition

Description

A *LoopAction* is the base type for all *LoopActionUsages*.

General Types

Action

Features

body : Action [0..*]

The *Action* that is performed repeatedly in the loop.

Constraints

None.

9.2.9.2.20 loopActions

Element

ActionUsage

Description

loopActions is the base feature for all *LoopActionUsages*.

General Types

LoopAction

actions

Features

None.

Constraints

None.

9.2.9.2.21 MergeAction

Element

ActionDefinition

Description

A *MergeAction* is the *ControlAction* for a *MergeNode*. It is a *MergePerformance* that selects exactly one incoming *HappensBefore* link.

General Types

MergePerformance

ControlAction

Features

None.

Constraints

None.

9.2.9.2.22 SendAction

Element

ActionDefinition

Description

A *SendAction* is an *Action* and *SendPerformance* used to type a *SendActionUsages*. It initiates an *outgoingTransferFromSelf* from a designated *sender Occurrence* with a given *payload*, optionally to a designated *receiver Occurrence*.

General Types

Action

SendPerformance

Features

payload : Anything {redefines sentItem}

The payload to be sent in the outgoing *Transfer*.

sendMessage : MessageConnection {redefines sentTransfer}

Constraints

None.

9.2.9.2.23 sendActions

Element

ActionUsage

Description

sendActions is the base feature for all *SendActionUsages*.

General Types

SendAction

actions

Features

None.

Constraints

None.

9.2.9.2.24 TransitionAction

Element

ActionDefinition

Description

A *TransitionAction* is a *TransitionPerformance* with an *Action* as *transitionLinkSource*. It is the base type of all *TransitionUsages*.

General Types

Action

TransitionPerformance

Features

acceptedMessage : MessageConnection {redefines trigger}

accepter : AcceptMessageAction [0..1] {subsets subactions, redefines accept}

effect : Action [0..*] {subsets subactions, redefines effect}

receiver : Occurrence {redefines triggerTarget}

transitionLinkSource : Action {redefines transitionLinkSource}

Constraints

None.

9.2.9.2.25 transitionActions

Element

TransitionUsage

Description

transitionActions is the base feature for all *TransitionUsages*.

General Types

Action

TransitionAction

actions

Features

None.

Constraints

None.

9.2.9.2.26 WhileLoopAction

Element

ActionDefinition

Description

A *WhileLoopAction* is a Kernel *LoopPerformance* that is also a *LoopAction*. It is the base type for all *WhileLoopActionUsages*.

General Types

LoopAction

LoopPerformance

Features

body : Action [0..*] {redefines body, body}

The *Action* that is performed while the *whileTest* is true and the *untilTest* is false.

untilTest : BooleanEvaluation [0..*] {redefines untilTest}

Successive evaluations of a *Boolean*-valued *Expression* that must be false for the loop to continue. The *Expression* is evaluated after the *body* is performed.

whileTest : BooleanEvaluation [1..*] {redefines whileTest}

Successive evaluations of a *Boolean*-valued *Expression* that must be true for the loop to continue. the *Expression* is evaluated before the *body* is performed and is always evaluated at least once.

Constraints

None.

9.2.9.2.27 whileLoopActions

Element

ActionUsage

Description

whileLoopActions is the base feature for all *WhileLoopActionUsages*.

General Types

WhileLoopAction

loopActions

Features

None.

Constraints

None.

9.2.10 States

9.2.10.1 States Overview

This package defines the base types for states and related behavioral elements in the SysML language.

9.2.10.2 Elements

9.2.10.2.1 StateAction

Element

StateDefinition

Description

A *StateAction* is a kind of *Action* that is also a *StatePerformance*. It is the base type for all *StateDefinitions*.

General Types

Action

StatePerformance

Features

doAction : Action {redefines do}

entryAction : Action {redefines entry}

exitAction : Action {redefines exit}

stateTransitions : StateTransitionAction [0..*] {subsets transitions}

subactions : Action [0..*] {subsets middle, redefines subactions}

The *subperformances* of this *StateAction* that are *Actions*, other than the entry and exit *Actions*. These *subactions* all take place in the "middle" of the *StatePerformance*, that is, after the entry *Action* and before the exit *Action*.

substates : StateAction [0..*] {subsets subactions}

The *subactions* of this *StateAction* that are *StateActions*. These *substates* all take place in the "middle" of the *StatePerformance*, that is, after the entry *Action* and before the exit *Action*.

Constraints

None.

9.2.10.2.2 stateActions

Element

StateUsage

Description

stateActions is the base feature for all *StateUsages*.

General Types

StateAction

actions

Features

None.

Constraints

None.

9.2.10.2.3 StateTransitionAction

Element

ActionDefinition

Description

A *StateTransitionAction* is a *TransitionAction* and a *StateTransitionPerformance* whose *transitionLinkSource* is a *StateAction*. It is the base type of *TransitionUsages* used as transitions in state models.

General Types

TransitionAction

StateTransitionPerformance

Features

payload : Anything [0..*]

receiver : Occurrence {redefines receiver}

transitionLinkSource : StateAction {redefines transitionLinkSource, transitionLinkSource}

Constraints

None.

9.2.11 Calculations

9.2.11.1 Calculations Overview

This package defines the base types for calculations and related behavioral elements in the SysML language.

9.2.11.2 Elements

9.2.11.2.1 Calculation

Element

CalculationDefinition

Description

Calculation is the most general class of evaluations of CalculationDefinitions in a system or part of a system. *Calculation* is the base class of all CalculationDefinitions.

General Types

Evaluation

Action

Features

subcalculations : Calculation [0..*] {subsets subactions}

The *subcalculations* of this Calculations that are Calculations

Constraints

None.

9.2.11.2.2 calculations

Element

CalculationUsage

Description

calculations is the base Feature for all CalculationUsages.

.

General Types

evaluations

Calculation

actions

Features

None.

Constraints

None.

9.2.12 Constraints

9.2.12.1 Constraints Overview

This package defines the base types for constraints and related behavioral elements in the SysML language.

9.2.12.2 Elements

9.2.12.2.1 assertedConstraintChecks

Element

ConstraintUsage

Description

assertedConstraintChecks is the subset of *constraintChecks* for *ConstraintChecks* asserted to be true.

General Types

constraintChecks

trueEvaluations

Features

None.

Constraints

None.

9.2.12.2.2 ConstraintCheck

Element

ConstraintDefinition

Description

ConstraintCheck is the most general class for constraint checking. *ConstraintCheck* is the base type of all *ConstraintDefinitions*.

General Types

BooleanEvaluation

Features

None.

Constraints

None.

9.2.12.2.3 constraintChecks

Element

ConstraintUsage

Description

constraintChecks is the base feature of all *ConstraintUsages*.

General Types

booleanEvaluations

ConstraintCheck

Features

None.

Constraints

None.

9.2.12.2.4 negatedConstraintChecks

Element

ConstraintUsage

Description

negatedConstraintChecks is the subset of *constraintChecks* for *ConstraintChecks* asserted to be false.

General Types

falseEvaluations

constraintChecks

Features

None.

Constraints

None.

9.2.13 Requirements

9.2.13.1 Requirements Overview

This package defines the base types for requirements and related behavioral elements in the SysML language.

9.2.13.2 Elements

9.2.13.2.1 ConcernCheck

Element

ConcernDefinition

Description

ConcernCheck is the most general class for concern checking. *ConcernCheck* is the base type of all *ConcernDefinitions*.

General Types

RequirementCheck

Features

None.

Constraints

None.

9.2.13.2.2 concernChecks

Element

ConcernUsage

Description

concernChecks is the base feature of all *ConcernUsages*.

General Types

ConcernCheck

requirementChecks

Features

None.

Constraints

None.

9.2.13.2.3 DesignConstraintCheck

Element

ConstraintDefinition

Description

A *DesignConstraintCheck* specifies a constraint on the implementation of the system or system part, such as the system must use a commercial-off-the-shelf component.

General Types

RequirementCheck

Features

part : Part {redefines subj}

Constraints

None.

9.2.13.2.4 FunctionalRequirementCheck

Element

ConstraintDefinition

Description

A *FunctionalRequirementCheck* specifies an action that a system, or part of a system, must perform.

General Types

RequirementCheck

Features

subject : Action {redefines subj}

Constraints

None.

9.2.13.2.5 InterfaceRequirementCheck

Element

ConstraintDefinition

Description

An *InterfaceRequirementCheck* specifies an *Interface* for connecting systems and system parts, which optionally may include item flows across the *Interface* and/or *Interface* constraints.

General Types

RequirementCheck

Features

subject : BinaryInterface {redefines subj}

Constraints

None.

9.2.13.2.6 PerformanceRequirementCheck

Element

ConstraintDefinition

Description

A *PerformanceRequirementCheck* quantitatively measures the extent to which a system, or a system part, satisfies a required capability or condition.

General Types

RequirementCheck

Features

subject : AttributeValue {redefines subj}

Constraints

None.

9.2.13.2.7 PhysicalRequirementCheck

Element

ConstraintDefinition

Description

A *PhysicalRequirementCheck* specifies physical characteristics and/or physical constraints of the system, or a system part.

General Types

RequirementCheck

Features

subject : Part {redefines subj}

Constraints

None.

9.2.13.2.8 RequirementCheck

Element

RequirementDefinition

Description

RequirementCheck is the most general class for requirements checking. *RequirementCheck* is the base type of all *RequirementDefinitions*.

General Types

ConstraintCheck

Features

actors : Part [0..*]

The *Parts* that fill the role of actors for this *RequirementCheck*.

assumptions : ConstraintCheck [0..*] {ordered}

The checks of assumptions that must hold for the required constraints to apply.

concerns : ConcernCheck [0..*] {subsets constraints}

The checks of any concerns being addressed (as required constraints).

constraints : ConstraintCheck [0..*] {ordered}

The checks of required constraints.

stakeholders : Part [0..*]

The *Parts* that represent stakeholders interested in the requirement being checked.

subj : Anything

The entity that is being check for satisfaction of the required constraints.

Constraints

[no name]

`allTrue(assumptions) implies allTrue(constraints)`

9.2.13.2.9 requirementChecks

Element

RequirementUsage

Description

requirementChecks is the base feature of all *RequirementUsages*.

General Types

constraintChecks

RequirementCheck

Features

None.

Constraints

None.

9.2.14 Cases

9.2.14.1 Cases Overview

This package defines the base types for cases and related behavioral elements in the SysML language.

9.2.14.2 Elements

9.2.14.2.1 Case

Element

CaseDefinition

Description

Case is the most general class of performances of *CaseDefinitions*. *Case* is the base class of all *CaseDefinitions*.

General Types

Calculation

Features

actors : Part [0..*]

The *Parts* that fill the role of actors for this *Case*.

obj : RequirementCheck

A check of whether the objective *RequirementUsage* was satisfied for this *Case*. By default, the *subj* for the objective is the *result* of the *Case*.

subcases : Case [0..*] {subsets subcalculations}

Other *Cases* carried out as part of the performance of this *Case*.

subj : Anything

The subject that was investigated by this *Case*.

Constraints

None.

9.2.14.2.2 cases

Element

CaseUsage

Description

cases is the base feature of all *CaseUsages*.

General Types

calculations

Case

Features

None.

Constraints

None.

9.2.15 Analysis Cases

9.2.15.1 Analysis Cases Overview

This package defines the base types for analysis cases and related behavioral elements in the SysML language.

9.2.15.2 Elements

[SYSML2-491](#): KerML constraint requires updates to Systems Library models

9.2.15.2.1 AnalysisAction

Element

ActionDefinition

Description

An *AnalysisAction* is a specialized kind of *Action* used intended to be used as a step in an *AnalysisCase*.

General Types

Action

Features

None.

Constraints

None.

9.2.15.2.2 AnalysisCase

Element

AnalysisCaseDefinition

Description

AnalysisCase is the most general class of performances of AnalysisCaseDefinitions. *AnalysisCase* is the base class of all AnalysisCaseDefinitions.

General Types

Case

Features

analysisSteps : AnalysisAction [0..*] {subsets subactions}

The *subactions* of this *AnalysisCase* that are *AnalysisActions*.

subAnalysisCases : AnalysisCase [0..*] {subsets subcases}

The *subcases* of this *AnalysisCase* that are *AnalysisCaseUsages*.

Constraints

None.

9.2.15.2.3 analysisCases

Element

AnalysisCaseUsage

Description

analysisCases is the base feature of all AnalysisCaseUsages.

General Types

AnalysisCase

cases

Features

None.

Constraints

None.

9.2.16 Verification Cases

9.2.16.1 Verification Cases Overview

This package defines the base types for verification cases and related behavioral elements in the SysML language.

9.2.16.2 Elements

[SYSML2-554](#): Enumeration definitions **VerdictKind** and **VerificationMethodKind** are missing from specification document

9.2.16.2.1 PassIf

Element

CalculationDefinition

Description

PassIf returns a *pass* or *fail* *VerdictKind* depending on whether its argument is true or false.

General Types

None.

Features

isPassing : Boolean

in Whether or not a verification has passed.

verdict : *VerdictKind*

return *pass* if *isPassing* is true and *fail* otherwise.

Constraints

None.

9.2.16.2.2 VerdictKind

Element

EnumerationDefinition

Description

VerdictKind is an enumeration of the possible results of a *VerificationCase*.

General Types

AttributeValue

Features

error

fail

inconclusive

pass

Constraints

None.

9.2.16.2.3 VerificationCase

Element

VerificationCaseDefinition

Description

VerificationCase is the most general class of performances of *VerificationCaseDefinitions*.
VerificationCase is the base class of all *VerificationCaseDefinitions*.

General Types

Case

Features

obj : VerificationCheck {redefines obj}

The objective of this *VerificationCase*, whose *subject* is bound to the *subject* of the *VerificationCase* and whose *requirementVerifications* are bound to the *requirementVerifications* of the *VerificationCase*.

requirementVerifications : RequirementCheck [0..*]

Checks on whether the *verifiedRequirements* of the *VerificationCaseDefinition* have been satisfied.

subj : Anything {redefines subj}

The subject of this *VerificationCase*, representing the system under test, which is bound to the *subject* of the *objective* of the *VerificationCase*.

subVerificationCases : VerificationCase [0..*] {subsets subcases}

The *subcases* of this *VerificationCase* that are *VerificationCases*.

verdict : VerdictKind {redefines result}

The result of a *VerificationCase* must be a *VerdictKind*.

Constraints

None.

9.2.16.2.4 verificationCases

Element

VerificationCaseUsage

Description

verificationCases is the base feature of all *VerificationCaseUsages*.

General Types

VerificationCase

cases

Features

None.

Constraints

None.

9.2.16.2.5 VerificationCheck

Element

RequirementDefinition

Description

VerificationCheck is a specialization of *RequirementCheck* used for the objective of a *VerificationCase* in order to record the evaluations of the *RequirementChecks* of requirements being verified.

General Types

RequirementCheck

Features

requirementVerifications : RequirementCheck [0..*] {subsets constraints}

A record of the evaluations of the *RequirementChecks* of requirements being verified.

Constraints

None.

9.2.16.2.6 VerificationMethod

Element

AttributeDefinition

Description

VerificationMethod can be used as metadata annotating a verification case or action.

General Types

None.

Features

kind : VerificationMethodKind [1..*]

The methods by which the annotated verification was carried out.

Constraints

None.

9.2.16.2.7 VerificationMethodKind

Element

EnumerationDefinition

Description

VerificationMethodKind is an enumeration of the standard methods by which verification can be carried out.

General Types

AttributeValue

Features

analyze

demo

inspect

test

Constraints

None.

9.2.17 Use Cases

9.2.17.1 Use Cases Overview

This package defines the base types for use cases and related behavioral elements in the SysML language.

9.2.17.2 Elements

9.2.17.2.1 UseCase

Element

UseCaseDefinition

Description

UseCase is the most general class of performances of *UseCaseDefinitions*. *UseCase* is the base class of all *UseCaseDefinitions*.

General Types

Case

Features

includedUseCases : *UseCase* [0..*] {subsets subUseCases}

Other *UseCase* included by this *UseCase* (i.e., as modeled by an *IncludeUseCaseUsage*).

subUseCases : *UseCase* [0..*] {subsets subcases}

Other *UseCase* carried out as part of the performance of this *UseCase*.

Constraints

None.

9.2.17.2 useCases

Element

UseCaseUsage

Description

useCases is the base feature of all *UseCaseUsages*.

General Types

cases

UseCase

Features

None.

Constraints

None.

9.2.18 Views

9.2.18.1 Views Overview

This package defines the base types for views, viewpoints, renderings and related elements in the SysML language.

9.2.18.2 Elements

9.2.18.2.1 asElementTable

Element

RenderingUsage

Description

asElementTable renders a *View* as a table, with one row for each exposed *Element* and columns rendered by applying the *columnViews* in order to the *Element* in each row.

General Types

TabularRendering

Features

columnView : View [0..*] {ordered}

The *Views* to be rendered in the column cells, in order, of each rows of the table.

Constraints

None.

9.2.18.2.2 asInterconnectionDiagram

Element

RenderingUsage

Description

asInterconnectionDiagram renders a *View* as an interconnection diagram, using the graphical notation defined in the SysML specification.

General Types

GraphicalRendering

Features

None.

Constraints

None.

9.2.18.2.3 asTextualNotation

Element

RenderingUsage

Description

asTextualNotation renders a *View* into textual notation as defined in the KerML and SysML specifications.

General Types

TextualRendering

Features

None.

Constraints

None.

9.2.18.2.4 asTreeDiagram

Element

RenderingUsage

Description

asTreeDiagram renders a *View* as a tree diagram, using the graphical notation defined in the SysML specification.

General Types

GraphicalRendering

Features

None.

Constraints

None.

9.2.18.2.5 GraphicalRendering

Element

RenderingDefinition

Description

A *GraphicalRendering* is a *Rendering* of a *View* into a graphical format.

General Types

Rendering

Features

None.

Constraints

None.

9.2.18.2.6 Rendering

Element

RenderingDefinition

Description

Rendering is the base type of all *RenderingDefinitions*.

General Types

Part

Features

subrenderings : *Rendering* [0..*]

Other *Rendering* used to carry out this *Rendering*.

Constraints

None.

9.2.18.2.7 renderings

Element

RenderingUsage

Description

renderings is the base feature of all *RenderingUsages*.

General Types

Rendering

parts

Features

None.

Constraints

None.

9.2.18.2.8 TabularRendering

Element

RenderingDefinition

Description

A *TabularRendering* is a *Rendering* of a *View* into a tabular format.

General Types

Rendering

Features

None.

Constraints

None.

9.2.18.2.9 TextualRendering

Element

RenderingDefinition

Description

A *TextualRendering* is a *Rendering* of a *View* into a textual format.

General Types

Rendering

Features

None.

Constraints

None.

9.2.18.2.10 View

Element

ViewDefinition

Description

View is the base type of all *ViewDefinitions*.

General Types

Part

Features

self : View {redefines self}

subviews : View [0..*]

Other *Views* that are used in the rendering of this *View*.

viewpointConformance : viewpointConformance

An assertion that all *viewpointSatisfactions* are true.

viewpointSatisfactions : ViewpointCheck [0..*]

Checks that the *View* satisfies all required *ViewpointUsages*.

viewRendering : Rendering [0..1]

The *Rendering* of this *View*.

Constraints

None.

9.2.18.2.11 ViewpointCheck

Element

ViewpointDefinition

Description

ViewpointCheck is a *RequirementCheck* for checking if a *View* meets the concerns of *concernedStakeholders*. It is the base type of all *ViewpointDefinitions*.

General Types

RequirementCheck

Features

subject : View {redefines subj}

The subject of this *ViewpointCheck*, which must be a *View*.

Constraints

None.

9.2.18.2.12 viewpointChecks

Element

ViewpointUsage

Description

viewpointChecks is the base feature of all *ViewpointUsages*.

General Types

ViewpointCheck

requirementChecks

Features

None.

Constraints

None.

9.2.18.2.13 viewpointConformance

Element

SatisfyRequirementUsage

Description

A *RequirementCheck* that all *viewpointSatisfactions* are true.

General Types

RequirementCheck

Features

viewpointSatisfactions : ViewpointCheck [0..*] {subsets constraints}

The required *ViewpointChecks*.

Constraints

None.

9.2.18.2.14 views

Element

ViewUsage

Description

views is the base feature of all *ViewUsages*.

General Types

parts

View

Features

None.

Constraints

None.

9.2.19 Standard View Definitions

9.2.19.1 Standard View Definitions Overview

[SYSML2-224](#): Number missing from table listing Standard View Definitions

[SYSML2-223](#): Table 38 "Standard View Definitions" redundant

[SYSML2-291](#): Case View is not a standard view

The *StandardViewDefinitions* package contains the following normative standard view definitions as specified in [Table 33](#).

Table 33. Standard View Definitions

Standard View Definition	Default Compartment
General View (gv)	Default compartment for a package, see 8.2.3.5 .
Interconnection View (iv)	Default compartment for a part, see 8.2.3.11 .
Action Flow View (afv)	Default compartment for an action, see 8.2.3.16 .
State Transition View (stv)	Default compartment for a state, see 8.2.3.17 .
Sequence View (sv)	Default compartment for an occurrence, see 8.2.3.9 .
Geometry View (gev)	
Grid View (grv)	
Browser View (bv)	

These standard views establish a basic set of views that shall be supported by any conforming tool. Other kinds of views may also be defined beyond the standard views, using the view modeling capabilities of SysML (see [7.25](#)).

This package defines the standard graphical view definitions for the SysML language. Each view definition specifies the kind of model elements that can be presented in a view usage and the method for rendering the elements. The standard views are generally rendered as a graph with nodes connected by edges. The nodes can have any number of compartments that contain selected members of the node. For example, a part definition or part usage may contain an attributes compartment that contains the attributes of the part. Definition and usage nodes may also contain

connection points corresponding to their ports and parameters. The nodes and edges may be rendered with specialized syntax in different views.

9.2.19.2 Elements

[SYSML2-291](#): **Case View is not a standard view**

9.2.19.2.1 ActionFlowView

Element

ViewDefinition

Description

ViewDefinition to present connections between actions. Valid nodes and edges in an *ActionFlowView* are:

- Actions with nested actions
- Parameters with direction
- Flow connection usages (e.g., kinds of transfers from output to input)
- Binding connections between parameters (e.g., delegate a parameter from one level of nesting to another)
- Proxy connection points
- Swim lanes
- Conditional succession
- Control nodes (fork, join, decision, merge)
- Control structures, e.g., if-then-else, until-while-loop, for-loop
- Send and accept actions
- Change and time triggers
- Compartments on actions and parameters

Short name: afv

General Types

InterconnectionView

Features

None.

Constraints

None.

9.2.19.2.2 BrowserView

Element

ViewDefinition

Description

ViewDefinition to present the hierarchical membership structure of model elements starting from an exposed root element. The typical rendering in graphical notation is as an indented list of rows, consisting of dynamically collapsible-expandable nodes that represent branches and leaves of the tree.

Short name: bv

General Types

None.

Features

None.

Constraints

None.

9.2.19.2.3 GeneralView

Element

ViewDefinition

Description

ViewDefinition to present any members of exposed model element(s). This is the most general view, enabling presentation of any model element. The typical rendering in graphical notation is as a graph of nodes and edges.

Specializations of *GeneralView* can be specified through appropriate selection of filters, e.g.:

- package view, filtering on *Package*, *Package* containment, *package* Import
- definition and usage view, filtering on *Definition*, *Usage*, *Specialization*, *FeatureTyping* (covering defined by)
- requirement view, filtering on *RequirementDefinition*, *RequirementUsage*, *Specialization*, *FeatureTyping*, *SatisfyRequirementUsage*, *AllocationDefinition*, *AllocationUsage*, ...
- view and viewpoint view, filtering on *ViewDefinition*, *ViewUsage*, *ViewpointDefinition*, *ViewpointUsage*, *RenderingDefinition*, *RenderingUsage*, *ConcernDefinition*, *ConcernUsage*, *StakeholderMembership*, ...
- language extension view, filtering on *Metaclass*, *MetadataFeature*, *MetadataAccessExpression*, ...

Note: filters are specified by referencing concepts from the *KerML* and *SysML* standard library packages.

Short name: gv

General Types

None.

Features

None.

Constraints

None.

9.2.19.2.4 GeometryView

Element

ViewDefinition

Description

ViewDefinition to present a visualization of exposed spatial items in two or three dimensions. Valid nodes and edges in a *GeometryView* are:

- Spatial item, including shape
- Coordinate frame
- Feature related to spatial item, such as a quantity (e.g. temperature) of which values are to be rendered on a color scale

The typical rendering in graphical notation would include a number of visualization parameters, such as:

- 2D or 3D view
- viewing direction
- zoom level
- light sources
- object projection mode, e.g., isometric, perspective, orthographic
- object rendering mode, e.g., shaded, wireframe, hidden line
- object pan (placement) and rotate (orientation) settings
- color maps

Short name: gev

General Types

None.

Features

None.

Constraints

None.

9.2.19.2.5 GridView

Element

ViewDefinition

Description

ViewDefinition to present exposed model elements and their relationships, arranged in a rectangular grid. *GeometryView* is the generalization of the following more specialized views:

- Tabular view
- Data value tabular view
- Relationship matrix view

Short name: grv

General Types

None.

Features

None.

Constraints

None.

9.2.19.2.6 InterconnectionView

Element

ViewDefinition

Description

ViewDefinition to present exposed features as nodes, nested features as nested nodes, and connections between features as edges between (nested) nodes. Nested nodes may present boundary features (e.g., ports, parameters).

Short name: iv

General Types

None.

Features

None.

Constraints

None.

9.2.19.2.7 SequenceView

Element

ViewDefinition

Description

ViewDefinition to present time ordering of event occurrences on lifelines of exposed features. Valid nodes and edges in a *SequenceView* are:

- Features such as parts with their lifelines
- Event occurrences on the lifelines
- Messages sent from one part to another with and without a type of flow
- Succession between event occurrences
- Nested sequence view (e.g., a reference to a view)

- Compartments

The typical rendering in graphical notation depicts the exposed features horizontally along the top, with vertical lifelines. The time axis is vertical, with time increasing from top to bottom.

Short name: sv

General Types

None.

Features

None.

Constraints

None.

9.2.19.2.8 StateTransitionView

Element

ViewDefinition

Description

ViewDefinition to present states and their transitions. Valid nodes and edges in a *StateTransitionView* are:

- States with nested states
- Entry, do, and exit actions
- Transition usages with triggers, guards, and actions
- Compartments on states

Short name: stv

General Types

InterconnectionView

Features

None.

Constraints

None.

9.2.20 Metadata

9.2.20.1 Metadata Overview

This package defines the base types for metadata definitions and related metadata annotations in the SysML language.

9.2.20.2 Elements

9.2.20.2.1 MetadataItem

Element

MetadataDefinition

Description

MetadataItem is the most general class of *Items* that represent *Metaobjects*. *MetadataItem* is the base type of all *MetadataDefinitions*.

General Types

Item

Metaobject

Features

None.

Constraints

None.

9.2.20.2.2 metadataItems

Element

ItemUsage

Description

metadataItems is the base feature of all *MetadataUsages*.

Note: It is not itself a *MetadataUsage*, because it is not being used as an *AnnotatingElement* here.

General Types

items

metaobjects

MetadataItem

Features

None.

Constraints

None.

9.2.21 SysML

This package contains a reflective SysML model of the SysML abstract syntax. It is generated from the normative MOF abstract syntax model (see [8.3](#)) as follows.

1. The *SysML* model imports all elements from the reflective *KerML* package (see [KerML, 9.2.17]) and directly contains all metaclasses mapped from the SysML abstract syntax, without any subpackaging.
2. A metaclass from the MOF model is mapped into a *MetadataDefinition* in the KerML package.
 - The MOF metaclass name is mapped unchanged.
 - Generalizations of the MOF metaclass are mapped to *ownedSpecializations*.
 - All properties from the MOF metaclass are mapped to *usages* of the corresponding *MetadataDefinition* (see below). All non-association-end properties are grouped before association-end properties.
3. A property from the MOF model is mapped into an *AttributeUsage* or *ItemUsage*, depending on whether the MOF property type is a data type or a class.
 - The following feature properties are set as appropriate:
 - *isAbstract* = true if the MOF property is a derived union
 - *isReadOnly* = true if the MOF property is read-only.
 - *isDerived* = true if the MOF property is derived.
 - *isReferential* = true if the MOF property is *not* composite.
 - The MOF property name is mapped unchanged.
 - The MOF property type is mapped to an *ownedTyping* relationship.
 - If the MOF property type is a primitive type, the relationship is to the corresponding type from the *ScalarValues* package (see [KerML, 9.3.2]).
 - If the MOF property type is a metaclass, the relationship is to the corresponding reflective *MetadataDefinition*.
 - The MOF property multiplicity is mapped to an *ownedMultiplicityRange* with bounds given by *LiteralExpressions*.
 - Subsetted properties from the MOF property are mapped to *ownedSubsettings* of the corresponding reflective *Features* or *Usages*.
 - Redefined properties from the MOF property are mapped to *ownedRedefinitions* of the corresponding reflective *Features* or *Usages*.
 - If the MOF property is *annotatedElement*, then *Metaobject::annotatedElement* is added to the list of redefined properties for the mapping.
4. An enumeration from the MOF model is mapped into an *EnumerationDefinition*.
 - The MOF enumeration name is mapped unchanged.
 - Each enumeration literal from the MOF enumeration is mapped into an *enumeratedValue* of the *EnumerationDefinition*, with the same name as the MOF enumeration literal.

Note that associations are not mapped from the MOF model and, hence, non-navigable association-owned end properties are not included in the reflective model.

9.3 Metadata Domain Library

9.3.1 Metadata Domain Library Overview

The Metadata Domain Library contains library models of generally useful metadata that can be used to annotate model elements (see [7.4](#)).

9.3.2 Modeling Metadata

9.3.2.1 Modeling Metadata Overview

This package contains definitions of metadata generally useful for annotating models.

9.3.2.2 Elements

9.3.2.2.1 Issue

Element

MetadataDefinition

Description

Issue is used to record some issue concerning the annotated element.

General Types

MetadataItem

Features

text : String

A textual description of the issue.

Constraints

None.

9.3.2.2.2 Rationale

Element

MetadataDefinition

Description

Rationale is used to explain a choice or other decision made related to the annotated element.

General Types

MetadataItem

Features

explanation : Anything [0..1]

A reference to a *Feature* that provides a formal explanation of the rationale. (For example, a trade study whose result explains the choice of a certain alternative).

text : String

A textual description of the rationale (required).

Constraints

None.

9.3.2.2.3 Refinement

Element

MetadataDefinition

Description

Refinement is used to identify a *Dependency* as modeling a refinement relationship. In such a relationship, the source elements of the relationship provide a more precise and/or accurate representation than the target elements.

General Types

MetadataItem

Features

annotatedElement : *Dependency* {redefines annotatedElement}

Constraints

None.

9.3.2.2.4 StatusInfo

Element

MetadataDefinition

Description

StatusInfo is used to annotate a model element with status information.

General Types

MetadataItem

Features

originator : String [0..1]

The originator of the *annotatedElement*.

owner : String [0..1]

The current owner of the *annotatedElement*.

risk : Risk [0..1]

An assessment of risk for the *annotatedElement*.

status : StatusKind

The current status of work on the *annotatedElement* (required).

Constraints

None.

9.3.2.2.5 StatusKind

Element

EnumerationDefinition

Description

StatusKind enumerates the possible statuses of work on a model element.

General Types

AttributeValue

Features

closed

Status is closed.

done

Status is done.

open

Status is open.

tbc

Status is to be confirmed.

tbd

Status is to be determined.

tbr

Status is to be resolved.

Constraints

None.

9.3.3 Risk Metadata

9.3.3.1 Risk Metadata Overview

This package defines metadata for annotating model elements with assessments of risk.

9.3.3.2 Elements

9.3.3.2.1 Level

Element

AttributeDefinition

Description

A *Level* is a *Real* number in the interval 0.0 to 1.0, inclusive.

General Types

AttributeValue

Real

Features

level : Level {redefines self}

Constraints

levelRange

level \geq 0.0 and level \leq 1.0

9.3.3.2.2 LevelEnum

Element

EnumerationDefinition

Description

LevelEnum provides standard probability Levels for low, medium and high risks.

General Types

Level

Features

high

High level, taken to be 75%.

low

Low level, taken to be 25%.

medium

Medium level taken to be 50%.

Constraints

None.

9.3.3.2.3 Risk

Element

MetadataDefinition

Description

Risk is used to annotate a model element with an assessment of the risk related to it in some typical risk areas.

General Types

MetadataItem

Features

costRisk : RiskLevel [0..1]

The risk that work on the *annotatedElement* will exceed its planned cost.

scheduleRisk : RiskLevel [0..1]

The risk that work on the *annotatedElement* will not be completed on schedule.

technicalRisk : RiskLevel [0..1]

The risk of unresolved technical issues regarding the *annotatedElement*.

totalRisk : RiskLevel [0..1]

The total risk associated with the *annotatedElement*.

Constraints

None.

9.3.3.2.4 RiskLevel

Element

AttributeDefinition

Description

RiskLevel gives the probability of a risk occurring and, optionally, the impact if the risk occurs.

General Types

AttributeValue

Features

impact : Level [0..1]

The impact of the risk if it occurs (with 0.0 being no impact and 1.0 being the most severe impact).

probability : Level

The probability that a risk will occur.

Constraints

None.

9.3.3.2.5 RiskLevelEnum

Element

EnumerationDefinition

Description

RiskLevelEnum enumerates standard *RiskLevels* for low, medium and high risks (without including impact).

General Types

RiskLevel

Features

high

Risk level with high probability.

low

Risk level with low probability.

medium

Risk level with medium probability.

Constraints

None.

9.3.4 Parameters of Interest Metadata

9.3.4.1 Parameters of Interest Metadata Overview

This package contains definitions of metadata to identify key parameters of interest, including measures of effectiveness (MOE) and other key measures of performance (MOP).

9.3.4.2 Elements

9.3.4.2.1 MeasureOfEffectiveness

Element

MetadataDefinition

Description

MeasureOfEffectiveness (short name *moe*) is semantic metadata for identifying an attribute as a measure of effectiveness.

General Types

SemanticMetadata

MetadataItem

Features

annotatedElement : Usage {redefines annotatedElement}

baseType : Type {redefines baseType}

Base type is *measuresOfEffectiveness*.

Constraints

None.

9.3.4.2.2 MeasureOfPerformance

Element

MetadataDefinition

Description

MeasureOfPerformance (short name *mop*) is semantic metadata for identifying an attribute as a measure of performance.

General Types

SemanticMetadata

MetadataItem

Features

annotatedElement : Usage {redefines annotatedElement}

baseType : Type {redefines baseType}

Base type is *measuresOfPerformance*.

Constraints

None.

9.3.4.2.3 measuresOfEffectiveness

Element

AttributeUsage

Description

Base feature for attributes that are measures of effectiveness.

General Types

attributeValues

Features

None.

Constraints

None.

9.3.4.2.4 measuresOfPerformance

Element

AttributeUsage

Description

Base feature for attributes that are measures of performance.

General Types

attributeValues

Features

None.

Constraints

None.

9.3.5 Image Metadata

9.3.5.1 Image Metadata Overview

This package provides attributive data and metadata to allow a model element to be annotated with an image to be used in its graphical rendering or as a marker to adorn graphical or textual renderings.

9.3.5.2 Elements

9.3.5.2.1 Icon

Element

MetadataDefinition

Description

Icon metadata can be used to annotate a model element with an image to be used to show render the element on a diagram and/or a small image to be used as an adornment on a graphical or textual rendering. Alternatively, another metadata definition can be annotated with an *Icon* to indicate that any model element annotated by the containing metadata can be rendered according to the *Icon*.

General Types

MetadataItem

Features

fullImage : Image [0..1]

A full-sized image that can be used to render the annotated element on a graphical view, potentially as an alternative to its standard rendering.

smallImage : Image [0..1]

A smaller image that can be used as an adornment on the graphical rendering of the annotated element or as a marker in a textual rendering.

Constraints

None.

9.3.5.2.2 Image

Element

AttributeDefinition

Description

Image provides the data necessary for the physical definition of a graphical image.

General Types

AttributeValue

Features

content : String [0..1]

Binary data for the image according to the given MIME type, encoded as given by the encoding.

encoding : String [0..1]

Describes how characters in the content are to be decoded into binary data. At least "base64", "hex", "identify", and "JSONescape" shall be supported.

location : String [0..1]

A URI for the location of a resource containing the image content, as an alternative for embedding it in the content attribute.

type : String [0..1]

The MIME type according to which the content should be interpreted.

Constraints

None.

9.4 Analysis Domain Library

9.4.1 Analysis Domain Library Overview

The Analysis Domain Library provides library models supporting the modeling of analysis cases (see [7.22](#)) and related analysis tasks.

9.4.2 Analysis Tooling

9.4.2.1 Analysis Tooling Overview

This package contains definitions for metadata annotations related to analysis tool integration.

9.4.2.2 Elements

9.4.2.2.1 ToolExecution

Element

MetadataDefinition

Description

ToolExecution metadata identifies an external analysis tool to be used to implement the annotated action.

General Types

MetadataItem

Features

toolName : String

uri : String

Constraints

None.

9.4.2.2.2 ToolVariable

Element

MetadataDefinition

Description

ToolVariable metadata is used in the context of an action that has been annotated with *ToolExecution* metadata. It is used to annotate a parameter or other feature of the action with the name of the variable in the tool that is to correspond to the annotated feature.

General Types

MetadataItem

Features

name : String

Constraints

None.

9.4.3 Sampled Functions

9.4.3.1 Sampled Functions Overview

This package provides a library model of discretely sampled mathematical functions.

A *SampledFunction* can be used for many engineering purposes. For example, it can represent a time series observation, where the domain consists of time instants expressed on a given timescale and the range consists of observed quantity values. It can also capture a physical property of a substance that depends on temperature or pressure or both.

A *SampledFunction* with numerical domain and range types can be used as input to an interpolation algorithm in order to obtain range values for domain values that fall in-between the discretely sampled domain values.

9.4.3.2 Elements

[SYSML2-378](#): **Sample::calculation has an incorrect type**

9.4.3.2.1 Domain

Element

CalculationDefinition

Description

Domain returns the sequence of the *domainValues* of all samples in a *SampledFunction*.

General Types

Calculation

Features

fn : SampledFunction

input

result : Anything [0..*]

output

Constraints

None.

9.4.3.2.2 Interpolate

Element

CalculationDefinition

Description

An *Interpolate* calculation returns an interpolated range value from a given *SampledFunction* for a given domain *value*. If the input domain *value* is outside the bounds of the *domainValues* of the *SampleFunction*, null is returned.

General Types

Calculation

Features

fn : SampledFunction

input

result : Anything [0..1]

output

value : Anything

input

Constraints

None.

9.4.3.2.3 interpolateLinear

Element

CalculationUsage

Description

interpolateLinear is an *Interpolate* calculation assuming a linear functional form between *SamplePairs*.

General Types

Interpolate

calculations

Features

fn : SampledFunction

input

result : Anything [0..1] {redefines result}

output

value : Anything {redefines value}

input

Constraints

None.

9.4.3.2.4 Range

Element

CalculationDefinition

Description

Range returns the sequence of the *rangeValues* of all samples in a *SampledFunction*.

General Types

Calculation

Features

fn : SampledFunction

input

result : Anything [0..*]

output

Constraints

None.

9.4.3.2.5 Sample

Element

CalculationDefinition

Description

Sample returns a *SampledFunction* that samples a given calculation over a sequence of *domainValues*.

General Types

Calculation

Features

calculation : Calculation [0..*]

input

domainValues : Anything [0..*]

input

sampling : SampledFunction

output

Constraints

None.

9.4.3.2.6 SampledFunction

Element

AttributeDefinition

Description

SampledFunction is a variable-size, ordered collection of *SamplePair* elements that represents a generic, discretely sampled, uni-variate or multi-variate mathematical function. The function must be monotonic, either strictly increasing or strictly decreasing.

It maps discrete domain values to discrete range values. The domain of the function is represented by the sequence of *domainValues* of each *SamplePair* in *samples*, and the range of the function is represented by the sequence of *rangeValues* of each *SamplePair* in *samples*.

General Types

OrderedMap

Features

samples : SamplePair [0..*] {redefines elements, ordered}

Constraints

[no name]

Note: Assumes the functions '<' and '>' are defined for the domain type.

```
(1..size(samples)-1)->forall { in i;  
  (samples.domainValue[i] < samples.domainValue[i+1]) } or // Strictly increasing
```

```
(1..size(samples)-1)->forall { in i;  
  (samples.domainValue[i] > samples.domainValue[i+1]) } // Strictly decreasing
```

9.4.3.2.7 SamplePair

Element

AttributeDefinition

Description

SamplePair is a key-value pair of a *domainValue* and a *rangeValue*, used as a sample element in *SampledFunction*.

General Types

KeyValuePair

Features

domainValue : Anything {redefines key}

rangeValue : Anything {redefines val}

Constraints

None.

9.4.4 State Space Representation

9.4.4.1 State Space Representation Overview

State Space Representation (SSR) is a foundational dynamical systems representation, commonly used in control systems. In this representation, a system is described by a set of *state variables* whose evolution by a *state equation* (note that this is a different conception of "state" than used in the behavioral state modeling constructs described in [7.17](#)). The system outputs are then given by an *output equation*. This representation provides a description of the quantitative stateful behavior of the target system in an explicit manner so that external solvers can compute the behavior by properly integrating input and state variables.

Mathematically, let \mathbf{x} be a vector of state variables and \mathbf{x}' be its time derivative, \mathbf{u} be a vector of inputs, and \mathbf{y} be a vector of outputs. Then the state equation has the form

$$\mathbf{x}' = f(\mathbf{x}, \mathbf{u}),$$

for some system-specific function f , and the output equation has the form

$$\mathbf{y} = g(\mathbf{x}, \mathbf{u}),$$

for some system-specific function g .

The *StateSpaceRepresentation* library model is a model of this representation in terms of SysML actions and calculations. These can be used in combination with end-user action models to describe system functional behaviors.

9.4.4.2 Elements

Fig. 54 shows the action definitions in the State Space Representation library. This library defines *StateSpaceDynamics* as the base abstract action definition, which provides the basic structure of input, output, and state space. This definition has *getNextState* and *getOutput* calculations as well to calculate the next state and the current output, which corresponds to the math functions of $f()$ and $g()$, respectively.

ContinuousStateSpaceDynamics gives the continuous extension of *StateSpaceDynamics* by redefining *getNextState* and adding *getDerivative* that calculates the derivative of the state space, corresponding to \mathbf{x}' . Likewise, *DiscreteStateSpaceDynamics* gives the discrete extension by adding *getDifference* that calculates $\Delta\mathbf{x}$, that is the difference between the current state and the next state, and *getNextState* adds it to *stateSpace*.

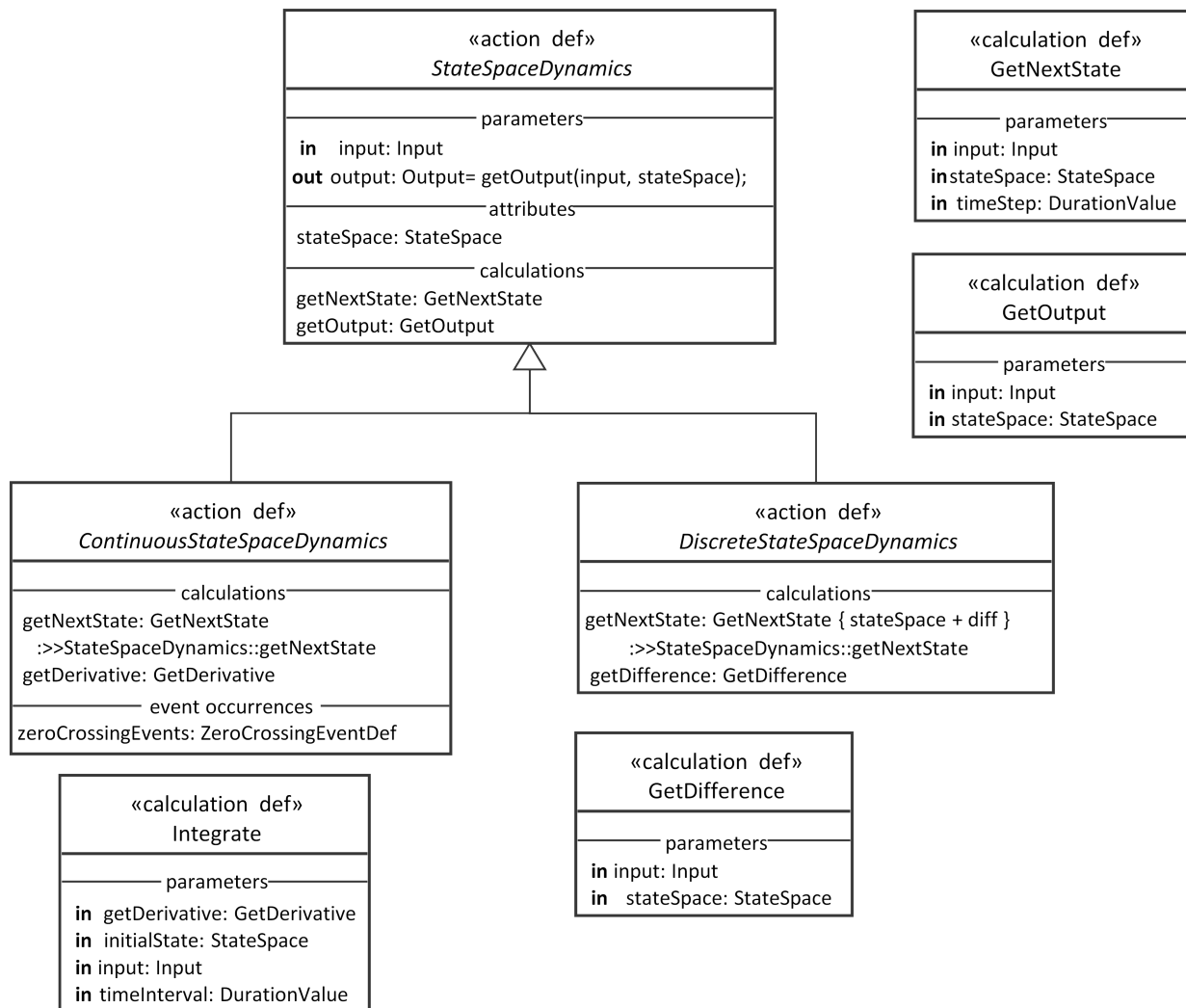


Figure 54. State Space Representation action and calculation definitions

zeroCrossingEvents defined in *ContinuousStateSpaceDynamics* give event occurrences when the derivative cross the zero. Some solvers, especially variable-step ones, need to identify such points for precise integration and thus implementations of *ContinuousStateSpaceDynamics* may notify zero-crossings with these event occurrences.

9.4.5 Trade Studies

9.4.5.1 Trade Studies Overview

This package provides a simple framework for defining trade-off study analysis cases.

9.4.5.2 Elements

[SYSML2-552: Errors in the TradeStudy domain model](#)

9.4.5.2.1 EvaluationFunction

Element

CalculationDefinition

Description

An *EvaluationFunction* is a calculation that evaluates a *TradeStudy* alternative, producing a *ScalarValue* that can be compared with the evaluation of other alternatives.

General Types

Calculation

Features

alternative : Anything

The alternative to be evaluated

result : ScalarValue {redefines result}

A *ScalarValue* representing the evaluation of the given alternative.

Constraints

None.

9.4.5.2.2 MaximizeObjective

Element

RequirementDefinition

Description

A *MaximizeObjective* is a *TradeStudyObjective* that requires that the *selectedAlternative* have the maximum *EvaluationFunction* value of all the given alternatives.

General Types

TradeStudyObjective

Features

alternatives : Anything [1..*] {redefines alternatives}

best : ScalarValue {redefines best}

For a *MaximizeObjective*, the best value is the maximum one.

fn : EvaluationFunction {redefines fn}

selectedAlternative : Anything {redefines selectedAlternative}

Constraints

None.

9.4.5.2.3 MinimizeObjective

Element

RequirementDefinition

Description

A *MinimizeObjective* is a *TradeStudyObjective* that requires that the *selectedAlternative* have the minimum *EvaluationFunction* value of all the given alternatives.

General Types

TradeStudyObjective

Features

alternatives : Anything [1..*] {redefines alternatives}

best : ScalarValue {redefines best}

For a *MinimizeObjective*, the best value is the minimum one.

fn : EvaluationFunction {redefines fn}

selectedAlternative : Anything {redefines selectedAlternative}

Constraints

None.

9.4.5.2.4 TradeStudy

Element

AnalysisCaseDefinition

Description

A *TradeStudy* is an analysis case whose subject is a set of alternatives (at least one) and whose result is a selection of one of those alternatives. The alternatives are evaluated based on a given *ObjectiveFunction* and the selection is made such that it satisfies the objective of the *TradeStudy* (which must be a *TradeStudyObjective*).

General Types

AnalysisCase

Features

evaluationFunction : EvaluationFunction [0..*]

The *EvaluationFunction* to be used to evaluate the alternatives.

In a *TradeStudy* usage, redefine this feature to provide the desired calculation (or bind it to a calculation usage that does so).

selectedAlternative : Anything

The alternative selected by this *TradeStudy*, which is the one that meets the requirement of the *tradeStudyObjective*.

studyAlternatives : Anything [1..*] {redefines subj}

The set of alternatives being considered in this *TradeStudy*.

In a *TradeStudy* usage, bind this feature to the actual collection of alternatives to be considered.

tradeStudyObjective : TradeStudyObjective

The objective of this *TradeStudy*.

Redefine this feature to give it a definition that is a concrete specialization of *TradeStudyObjective*. That can either be one of the specializations provided in this package, or a more specific user-defined one.

Constraints

None.

9.4.5.2.5 TradeStudyObjective

Element

RequirementDefinition

Description

A *TradeStudyObjective* is the base definition for the objective of a *TradeStudy*. The requirement is to choose from a given set of alternatives the *selectedAlternative* for that has the best evaluation according to a given *EvaluationFunction*. What value is considered "best" is not defined in the abstract base definition but must be computed in any concrete specialization.

General Types

RequirementCheck

Features

alternatives : Anything [1..*]

The alternatives being considered in the *TradeStudy* for which this *TradeStudyObjective* is the objective.

best : ScalarValue

Out of the evaluation results of all the given alternatives, the one that is considered "best", in the sense that it is the value the *selectedAlternative* should have. This value must be computed in any concrete specialization of *TradeStudyObjective/em>*.

fn : EvaluationFunction

The *EvaluationFunction* to be used in evaluating the given alternatives.

selectedAlternative : Anything {redefines subj}

The alternative that should be selected, as evaluated using the given *EvaluationFunction*.

Constraints

[no name]

```
fn(selectedAlternative) == best
```

9.5 Cause and Effect Domain Library

9.5.1 Cause and Effect Domain Library Overview

9.5.2 Causation Connections

9.5.2.1 Causation Connections Overview

This package provides a library model modeling causes, effects, and causation connections between them.

9.5.2.2 Elements

[SYSML2-295: Causation end features need to redefine source and target](#)

9.5.2.2.1 Causation

Element

ConnectionDefinition

Description

A *Causation* is a binary *Multicausation* in which a single cause occurrence causes a single effect occurrence. (However, a single cause can separately have multiple effects, and a single effect can have separate *Causation* connections with multiple causes.)

General Types

Multicausation

BinaryConnection

Features

theCause : Occurrence [0..*] {redefines causes, source}

The single causing occurrence.

theEffect : Occurrence [0..*] {redefines effects, target}

The single effect occurrence resulting from the cause.

Constraints

None.

9.5.2.2.2 causations

Element

ConnectionUsage

Description

causations is the base feature for *Causation* ConnectionUsages.

General Types

multicausations

Causation

Features

None.

Constraints

None.

9.5.2.2.3 causes

Element

OccurrenceUsage

Description

Occurrences that are causes.

General Types

occurrences

Features

None.

Constraints

None.

9.5.2.2.4 effects

Element

OccurrenceUsage

Description

Occurrences that are effects.

General Types

occurrences

Features

None.

Constraints

None.

9.5.2.2.5 Multicausation

Element

ConnectionDefinition

Description

A *Multicausation* connection models the situation in which one set of occurrences causes another. All causes must at least exist before all effects.

To create a *Multicausation* connection, specialize this connection definition adding specific end features of the relevant types. Ends representing causes should subset *causes*, while ends representing effects should subset *effects*. There must be at least one cause and at least one effect.

General Types

Connection

Features

causes : Occurrence [1..*] {subsets participant}

The causing *Occurrences*.

Redefines *CausationConnections::causes* in the context of *Multicausation*.

effects : Occurrence [1..*] {subsets participant}

The effect *Occurrences* caused by the causing *Occurrences*.

Redefines *CausationConnections::effects* in the context of *Multicausation*.

Constraints

disjointCauseEffect

causes must be disjoint from *effects*.

```
isEmpty(intersection(causes, effects))
```

9.5.2.2.6 multicausations

Element

ConnectionUsage

Description

multicausations is the base feature for *Multicausation* ConnectionUsages.

General Types

Multicausation

connections

Features

None.

Constraints

None.

9.5.3 Cause and Effect

9.5.3.1 Cause and Effect Overview

This package provides language-extension metadata for cause-effect modeling.

9.5.3.2 Elements

9.5.3.2.1 CausationMetadata

Element

MetadataDefinition

Description

CausationMetadata allows for the specification of additional metadata about a cause-effect ConnectionDefinition or ConnectionUsage..

General Types

MetadataItem

Features

annotatedElement1 : ConnectionDefinition {subsets annotatedElement}

annotatedElement2 : ConnectionUsage {subsets annotatedElement}

isNecessary : Boolean

Whether all the causes are necessary for all the effects to occur. If this is false (the default), then some or all of the effects may still have occurred even if some of the causes did not.

isSufficient : Boolean

Whether the causes were sufficient for all the effects to occur. If this is false (the default), then it may be the case that some other occurrences were also necessary for some or all of the effects to have occurred.

probability : Real [0..1]

The probability that the causes will actually result in effects occurring.

Constraints

None.

9.5.3.2.2 CausationSemanticMetadata

Element

MetadataDefinition

Description

CausationMetadata (short name *causation*) is *SemanticMetadata* for a *Causation* connection.

General Types

SemanticMetadata

CausationMetadata

Features

baseType : Type {redefines baseType}

Base type is *CausationConnections::causations*.

Constraints

None.

9.5.3.2.3 CauseMetadata

Element

MetadataDefinition

Description

CauseMetadata (short name *cause*) identifies a *Usage* as being a cause occurrence. It is intended to be used to tag the cause ends of a *Multicausation*.

General Types

SemanticMetadata

MetadataItem

Features

annotatedElement : Usage {redefines annotatedElement}

baseType : Type {redefines baseType}

Base type is *CausationConnections::causes*.

Constraints

None.

9.5.3.2.4 EffectMetadata

Element

MetadataDefinition

Description

EffectMetadata (short name *effect*) identifies a *Usage* as being a effect occurrence. It is intended to be used to tag the effect ends of a *Multicausation*.

General Types

SemanticMetadata

MetadataItem

Features

annotatedElement : Usage {redefines annotatedElement}

baseType : Type {redefines baseType}

Base type is *CausationConnections::effects*.

Constraints

None.

9.5.3.2.5 MulticausationSemanticMetadata

Element

MetadataDefinition

Description

MulticausationMetadata (short name *multicausation*) is *SemanticMetadata* for a *Multicausation* connection.

General Types

SemanticMetadata

CausationMetadata

Features

baseType : Type {redefines baseType}

Base type is *CausationConnections::multicausations*.

Constraints

None.

9.6 Requirement Derivation Domain Library

9.6.1 Requirement Derivation Domain Library Overview

9.6.2 Derivation Connections

9.6.2.1 Derivation Connections Overview

This package provides a library model for derivation connections between requirements.

9.6.2.2 Elements

9.6.2.2.1 Derivation

Element

ConnectionDefinition

Description

A *Derivation* connection asserts that one or more *derivedRequirements* are derived from a single *originalRequirement*. This means that any subject that satisfies the *originalRequirement* should, in itself or through other things related to it, satisfy each of the *derivedRequirements*.

A *ConnectionUsage* typed by *Derivation* must have *RequirementUsages* for all its ends. The single end for the original requirement should subset *originalRequirement*, while the rest of the ends should subset *derivedRequirements*.

General Types

Connection

Features

derivedRequirements : RequirementCheck [1..*] {subsets participant}

The one or more requirements that are derived from the original requirement.

Redefines *DerivationConnections::derivedRequirements* in the context of *Derivation*.

originalRequirement : RequirementCheck {subsets participant}

The single original requirement.

Redefines *DerivationConnections::originalRequirement* in the context of *Derivation*.

participant : RequirementCheck [2..*] {redefines participant}

All the *participants* in a *Derivation* must be requirements.

Constraints

originalImpliesDerived

Whenever the *originalRequirement* is satisfied, all of the *derivedRequirements* must also be satisfied.

```
originalRequirement.result implies allTrue(derivedRequirements.result)
```

originalNotDerived

The original requirement must not be a derived requirement.

```
derivedRequirements->excludes(originalRequirement)
```

9.6.2.2.2 derivations

Element

ConnectionUsage

Description

derivations is the base feature for *Derivation* ConnectionUsages.

General Types

Derivation

connections

Features

None.

Constraints

None.

9.6.2.2.3 derivedRequirements

Element

RequirementUsage

Description

derivedRequirements are the derived requirements in *Derivation* connections.

General Types

occurrences

Features

None.

Constraints

None.

9.6.2.2.4 originalRequirements

Element

RequirementUsage

Description

originalRequirements are the original requirements in *Derivation* connections.

General Types

occurrences

Features

None.

Constraints

None.

9.6.3 Requirement Derivation

9.6.3.1 Requirement Derivation Overview

This package provides language-extension metadata for modeling requirement derivation.

9.6.3.2 Elements

9.6.3.2.1 DerivationMetadata

Element

MetadataDefinition

Description

DerivationMetadata (short name *derivation*) is *SemanticMetadata* for a *Derivation* connection.

General Types

SemanticMetadata

MetadataItem

Features

annotatedElement1 : ConnectionDefinition {subsets annotatedElement}

annotatedElement2 : ConnectionUsage {subsets annotatedElement}

baseType : Type

Base type is *DerivationConnections::derivations*.

Constraints

None.

9.6.3.2.2 DerivedRequirementMetadata

Element

MetadataDefinition

Description

DerivedRequirementMetadata (short name *derive*) identifies a *Usage* as a derived requirement. It is intended to be used to tag the derived requirement ends of a *Derivation*.

General Types

SemanticMetadata

MetadataItem

Features

annotatedElement : Usage

baseType : Type

Base type is *DerivationConnections::derivedRequirements*.

Constraints

None.

9.6.3.2.3 OriginalRequirementMetadata

Element

MetadataDefinition

Description

OriginalRequirementMetadata (short name *original*) identifies a *Usage* as an original requirement. It is intended to be used to tag the original requirement end of a *Derivation*.

General Types

SemanticMetadata

MetadataItem

Features

annotatedElement : Usage

baseType : Type

Base type is *DerivationConnections::originalRequirements*.

Constraints

None.

9.7 Geometry Domain Library

9.7.1 Geometry Domain Library Overview

9.7.2 Spatial Items

9.7.2.1 Spatial Items Overview

This package models physical items that have a spatial extent and act as a spatial frame of reference for obtaining position and displacement vectors of points within them.

9.7.2.2 Elements

[SYSML2-83](#): **Narrow down return types of *SpatialItem::PositionOf* and *::CurrentPositionOf***

9.7.2.2.1 CurrentDisplacementOf

Element

CalculationDefinition

Description

The *CurrentDisplacementOf* two *Points* relative to a *SpatialItem* and a *Clock* is the *DisplacementOf* the *Points* relative to the *SpacialItem*, at the *currentTime* of the *Clock*.

General Types

CurrentDisplacementOf

Features

clock : Clock {redefines clock}

displacementVector : Displacement3dVector {redefines displacementVector}

frame : SpatialItem {redefines frame}

point1 : Point {redefines point1}

point2 : Point {redefines point2}

Constraints

None.

9.7.2.2.2 CurrentPositionOf

Element

CalculationDefinition

Description

The *CurrentPositionOf* a *Point* relative to a *SpatialItem* and a *Clock* is the *PositionOf* the *Point* relative to the *SpatialItem* at the *currentTime* of the *Clock*.

General Types

CurrentPositionOf

Features

clock : Clock {redefines clock}

point : Point {redefines point}

positionVector : Position3dVector {redefines positionVector}

spatialItem : SpatialItem {redefines frame}

Constraints

None.

9.7.2.2.3 DisplacementOf

Element

CalculationDefinition

Description

The *DisplacementOf* two *Points* relative to a *SpatialItem*, at a specific *TimeInstantValue* relative to a given *Clock*, is the *displacementVector* computed as the difference between the *PositionOf* the first *Point* and *PositionOf* the second *Point*, relative to that *SpatialItem*, at that *timeInstant*.

General Types

DisplacementOf

Features

clock : *Clock* {redefines clock}

displacementVector : *Displacement3dVector* {redefines displacementVector}

frame : *SpatialItem* {redefines frame}

point1 : *Point* {redefines point1}

point2 : *Point* {redefines point2}

time : *TimeInstantValue* {redefines time}

Constraints

zeroDisplacementConstraint

If either *point1* or *point2* occurs within the other, then the *displacementVector* is the zero vector.

```
(point1.spaceTimeEnclosedOccurrences->includes(point2) or  
point2.spaceTimeEnclosedOccurrences->includes(point1)) implies  
  isZeroVector(displacementVector)
```

9.7.2.2.4 PositionOf

Element

CalculationDefinition

Description

The *PositionOf* a *Point* relative to a *SpatialItem*, at a specific *TimeInstantValue* relative to a given *Clock*, is a *positionVector* that is a *VectorQuantityValue* in the *coordinateFrame* of the *SpatialItem*. The default *Clock* is the *localClock* of the *SpatialItem*.

General Types

PositionOf

Features

clock : *Clock* {redefines clock}

point : *Point* {redefines point}

positionVector : Position3dVector {redefines positionVector}

spatialItem : SpatialItem {redefines frame}

time : TimeInstantValue {redefines time}

Constraints

positionTimePrecondition

The given *point* must exist at the given *time*.

```
TimeOf(point.startShot) <= time and  
time <= TimeOf(point.endShot)
```

spacePositionConstraint

The result *positionVector* is equal to the *PositionOf* the *Point spaceShot* of the frame that encloses the given *point*, at the given *time*.

```
(frame.spaceShots as Point)->forall{in p : Point;  
    p.spaceTimeEnclosedOccurrences->includes(point) implies  
    positionVector == PositionOf(p, time, frame)  
}
```

9.7.2.2.5 SpatialItem

Element

ItemDefinition

Description

A *SpatialItem* is an *Item* with a three-dimensional spatial extent that also acts as a *SpatialFrame* of reference.

General Types

Item

SpatialFrame

Features

componentItems : SpatialItem [0..*] {subsets subitems}

A *SpatialItem* with *componentItems* is entirely made up of those items (the *SpatialItem* occurs only as a collection of its *componentItems*). By default they have the same *localClock* and equivalent *coordinateFrame* as the *SpatialItem* they make up. A *SpatialItem* without *componentItems* occurs on its own, separately from its *subitems*.

coordinateFrame : VectorMeasurementReference

The three-dimensional *VectorMeasurementReference* to be used as the measurement reference for position and displacement vector values relative to this *SpatialItem*.

localClock : Clock {redefines localClock}

A local *clock* to be used as the corresponding time reference within this *SpatialItem*. By default this is the singleton *Time::universalClock*.

originPoint : Point

The *Point* at the origin of the *coordinateFrame* of this *SpatialItem*.

Constraints

originPointConstraint

The *CurrentPositionOf* the *originPoint* must always be a zero vector.

```
isZeroVector(CurrentPositionOf(originPoint, SpatialItem::self))
```

9.7.3 Shape Items

9.7.3.1 Shape Items Overview

This package defines basic geometric *Items*, most of which can be used as *shapes* of other *Items* (see [7.10](#)). Their *innerSpaceDimensions* are either 1 (*Curves*) or 2 (*Surfaces*), which is the number of variables needed to identify any space point occupied by an *Item*, without regard to higher dimensional spaces in which it might be embedded (see *Occurrences* and *Objects* in [KerML]). All are *StructuredSpaceObjects* (*Paths* and *Shells* for *Curves* and *Surfaces*, respectively), except for *Lines*. This enables them to divide their *spaceSlices* into *faces*, *edges*, and *vertices*, identifying *Surfaces*, *Curve*, and *Points*, respectively. *Paths* have no *faces*, but *Shells* do. All the *Paths* and *Shells* are closed (*isClosed*=true, they have no *shape*), except for *Discs*, enabling them to be *shapes* of other *Items*.

9.7.3.2 Elements

[SYSML2-492: KerML constraint requires updates to Domain Library models](#)

9.7.3.2.1 Circle

Element

ItemDefinition

Description

A *Circle* is an *Ellipse* with semiaxes equal to its *radius*.

General Types

Ellipse

Features

radius : LengthValue

semiMajorAxis : LengthValue {redefines semiMajorAxis}

semiMinorAxis : LengthValue {redefines semiMinorAxis}

Constraints

None.

9.7.3.2.2 CircularCone

Element

ItemDefinition

Description

A *CircularCone* is a *Cone* with a circular base.

General Types

Cone

Features

base : CircularDisc {redefines base}

radius : LengthValue

semiMajorAxis {redefines semiMajorAxis}

Constraints

None.

9.7.3.2.3 CircularCylinder

Element

ItemDefinition

Description

A *CircularCylinder* is a *Cylinder* with two circular sides.

General Types

Cylinder

Features

af : CircularDisc {redefines af}

base : CircularDisc {redefines base}

radius : LengthValue

semiMajorAxis {redefines semiMajorAxis}

Constraints

None.

9.7.3.2.4 CircularDisc

Element

Description

A *CircularDisc* is a *Disc* bound by a *Circle*.

General Types

Disc

Features

edges : Circle {redefines edges}

radius : LengthValue

shape : Circle {redefines shape}

Constraints

None.

9.7.3.2.5 Cone

Element

ItemDefinition

Description

A *Cone* has one elliptical sides joined to a point by a curved side.

General Types

ConeOrCylinder

Features

af [0] {redefines af}

apex {subsets vertices}

edges [2] {redefines edges}

faces [2] {redefines faces}

Constraints

None.

9.7.3.2.6 ConeOrCylinder

Element

ItemDefinition

Description

A *ConeOrCylinder* is a *Cone* or a *Cylinder* with a given elliptical base, height, width (perpendicular distance from the base to the center of the top side or vertex), and offsets of this perpendicular at the base from the center of the base.

General Types

Shell

Features

ae [0..2] {subsets edges}

af : Disc [0..1] {subsets faces}

base : Disc {subsets faces}

be [2] {subsets edges}

cf {subsets faces}

edges [2..4] {redefines edges}

faces : Surface [2..3] {redefines faces}

height : LengthValue

semiMajorAxis : LengthValue

semiMinorAxis : LengthValue

vertices [0..1] {redefines vertices}

xoffset : LengthValue

yoffset : LengthValue

Constraints

None.

9.7.3.2.7 ConicSection

Element

ItemDefinition

Description

A *ConicSection* is a closed *PlanarCurve*, possibly disconnected, see *Hyperbola*.

General Types

Path

PlanarCurve

Features

edges [1..2] {redefines edges}

isClosed {redefines isClosed}

vertices [0] {redefines vertices}

Constraints

None.

9.7.3.2.8 ConicSurface

Element

ItemDefinition

Description

A *ConicSurface* is a *Surface* that has *ConicSection* cross-sections.

General Types

Shell

Features

edges [0] {redefines edges}

faces [1..2] {redefines faces}

genus {redefines genus}

vertices [0] {redefines vertices}

Constraints

None.

9.7.3.2.9 Cuboid

Element

ItemDefinition

Description

A *Cuboid* is a *Polyhedron* with six sides, all quadrilateral.

General Types

CuboidOrTriangularPrism

Features

edges [24] {redefines edges}

faces [6] {redefines faces}

ff : Quadrilateral {redefines ff}

rf : Quadrilateral {redefines rf}

Constraints

None.

9.7.3.2.10 CuboidOrTriangularPrism

Element

ItemDefinition

Description

A *CuboidOrTriangularPrism* is a *Polyhedron* that is either a *Cuboid* or *TriangularPrism*.

General Types

Polyhedron

Features

bf : Quadrilateral {subsets faces}

bfe [2] {subsets edges}

bflv [3] {subsets vertices}

bfrv [3] {subsets vertices}

bre [2] {subsets edges}

brlv [3] {subsets vertices}

brrv [3] {subsets vertices}

bsle [2] {subsets edges}

bsre [2] {subsets edges}

edges [0..*] {redefines edges}

faces [5..6] {redefines faces}
ff : Polygon {subsets faces}
rf : Polygon {subsets faces}
slf : Quadrilateral {subsets faces}
srf : Quadrilateral [0..1] {subsets faces}
tf : Quadrilateral {subsets faces}
tfe [2] {subsets edges}
tflv [3] {subsets vertices}
tfrv [0..3] {subsets vertices}
tre [2] {subsets edges}
trlv [3] {subsets vertices}
trrv [0..3] {subsets vertices}
tsle [2] {subsets edges}
tsre [0..2] {subsets edges}
ufle [2] {subsets edges}
ufre [0..2] {subsets edges}
urle [2] {subsets edges}
urre [0..2] {subsets edges}
vertices [24] {redefines vertices}

Constraints

None.

9.7.3.2.11 Cylinder

Element

ItemDefinition

Description

A *Cylinder* has two elliptical sides joined by a curved side.

General Types

ConeOrCylinder

Features

ae [2] {redefines ae}

af {redefines af}

edges [4] {redefines edges}

faces [3] {redefines faces}

vertices [0] {redefines vertices}

Constraints

None.

9.7.3.2.12 Disc

Element

ItemDefinition

Description

A *Disc* is a *Shell* bound by an *Ellipse*.

General Types

Shell

PlanarSurface

Features

edges : Ellipse {redefines edges}

faces : PlanarSurface {redefines faces}

semiMajorAxis : LengthValue

semiMinorAxis : LengthValue

shape : Ellipse {redefines shape}

vertices [0] {redefines vertices}

Constraints

None.

9.7.3.2.13 EccentricCone

Element

ItemDefinition

Description

An *EccentricCone* is a *Cone* with least one positive offset.

General Types

Cone

Features

None.

Constraints

None.

9.7.3.2.14 EccentricCylinder**Element**

ItemDefinition

Description

An *EccentricCylinder* is a *Cylinder* with least one positive offset.</p>

General Types

Cylinder

Features

None.

Constraints

None.

9.7.3.2.15 Ellipse**Element**

ItemDefinition

Description

An *Ellipse* is a *ConicSection* in the shape of an ellipse of given semiaxes.

General Types

ConicSection

Features

edges {redefines edges}

semiMajorAxis : LengthValue

semiMinorAxis : LengthValue

Constraints

None.

9.7.3.2.16 Ellipsoid

Element

ItemDefinition

Description

An *Ellipsoid* is a *ConicSurface* with only elliptical cross-sections.

General Types

ConicSurface

Features

faces {redefines faces}

semiAxis1 : LengthValue

semiAxis2 : LengthValue

semiAxis3 : LengthValue

Constraints

None.

9.7.3.2.17 Hyperbola

Element

ItemDefinition

Description

A *Hyperbola* is a planar *Path* in the shape of a hyperbola with given axes.

General Types

ConicSection

Features

conjugateAxis : LengthValue

transverseAxis : LengthValue

Constraints

None.

9.7.3.2.18 Hyperboloid

Element

ItemDefinition

Description

A *Hyperboloid* is a *ConicSurface* with only hyperbolic cross-sections.

General Types

ConicSurface

Features

conjugateAxis : LengthValue

transverseAxis : LengthValue

Constraints

None.

9.7.3.2.19 Line

Element

ItemDefinition

Description

A *Line* is a *PlanarCurve* that is straight.

General Types

PlanarCurve

Features

outerSpaceDimension {redefines outerSpaceDimension}

Constraints

None.

9.7.3.2.20 Parabola

Element

ItemDefinition

Description

A *Parabola* is a planar *Path* in the shape of a parabola of a given focal length.

General Types

ConicSection

Features

edges {redefines edges}

focalDistance : LengthValue

Constraints

None.

9.7.3.2.21 Paraboloid**Element**

ItemDefinition

Description

A *Paraboloid* is a *ConicSurface* with only parabolic cross-sections.

General Types

ConicSurface

Features

faces {redefines faces}

focalDistance : LengthValue

Constraints

None.

9.7.3.2.22 Path**Element**

ItemDefinition

Description

Path is the most general structured *Curve*.

General Types

Item

Curve

StructuredSpaceObject

Features

edges [1..*] {redefines edges}

faces [0] {redefines faces}

vertices {redefines vertices}

Constraints

None.

9.7.3.2.23 PlanarCurve

Element

ItemDefinition

Description

A *PlanarCurve* is a *Curve* with a given *length* embeddable in a plane.

General Types

Item

Curve

Features

length : LengthValue

outerSpaceDimension {redefines outerSpaceDimension}

Constraints

None.

9.7.3.2.24 PlanarSurface

Element

ItemDefinition

Description

A *PlanarSurface* is a *Surface* with given *area* that is flat.

General Types

Item

Surface

Features

area : LengthValue

outerSpaceDimension {redefines outerSpaceDimension}

Constraints

None.

9.7.3.2.25 Polygon

Element

ItemDefinition

Description

A *Polygon* is a closed planar *Path* with straight edges.

General Types

Path

PlanarCurve

Features

edges : Line {redefines edges}

isClosed {redefines isClosed}

Constraints

None.

9.7.3.2.26 Polyhedron

Element

ItemDefinition

Description

A *Polyhedron* is a closed *Shell* with polygonal sides.

General Types

Shell

Features

edges {redefines edges}

faces : Polygon [2..*] {redefines faces}
genus {redefines genus}
isClosed
outerSpaceDimension {redefines outerSpaceDimension}
vertices [0..*] {redefines vertices}

Constraints

None.

9.7.3.2.27 Pyramid

Element

ItemDefinition

Description

p>A *Pyramid* is a *Polyhedron* with the sides of a polygon (base) forming the bases of triangles that join at an apex point. Its *height* is the perpendicular distance from the base to the apex, and its offsets are between this perpendicular at the base and the center of the base.

General Types

Polyhedron

Features

apex [0..*] {redefines vertices}

base {subsets faces}

edges [0..*] {redefines edges}

faces [0..*]

height : LengthValue

wall : Triangle [0..*] {subsets faces}

wallNumber : Positive

xoffset : LengthValue

yoffset : LengthValue

Constraints

None.

9.7.3.2.28 Quadrilateral

Element

ItemDefinition

Description

A *Quadrilateral* is a four-sided *Polygon*.

General Types

Polygon

Features

e1

e2

e3

edges [4] {redefines edges}

v12 [2] {subsets vertices, ordered}

v23 [2] {subsets vertices, ordered}

v34 [2] {subsets vertices, ordered}

v41 [2] {subsets vertices, ordered}

vertices [8] {redefines vertices}

Constraints

None.

9.7.3.2.29 Rectangle

Element

ItemDefinition

Description

A *Rectangle* is a *Quadrilateral* with four right angles and given *length* and *width*.

General Types

Quadrilateral

Features

length : LengthValue

width : LengthValue

Constraints

None.

9.7.3.2.30 RectangularCuboid

Element

ItemDefinition

Description

A RectangularCuboid is a Cuboid with all Rectangular sides.

General Types

Cuboid

Features

bf : Rectangle {redefines bf}

ff : Rectangle {redefines ff}

height : LengthValue

length : LengthValue

rf : Rectangle {redefines rf}

slf : Rectangle {redefines slf}

srf : Rectangle {redefines srf}

tf : Rectangle {redefines tf}

width : LengthValue

Constraints

None.

9.7.3.2.31 RectangularPyramid

Element

ItemDefinition

Description

A RectangularPyramid is a Pyramid with a rectangular base.

General Types

Pyramid

Features

base : Rectangle {redefines base}

baseLength : LengthValue

baseWidth : LengthValue

Constraints

None.

9.7.3.2.32 RectangularToroid

Element

ItemDefinition

Description

A RectangularToroid is a revolution of a Rectangle.

General Types

Toroid

Features

rectangleLength : LengthValue

rectangleWidth : LengthValue

revolvedCurve : Rectangle {redefines revolvedCurve}

Constraints

None.

9.7.3.2.33 RightCircularCone

Element

ItemDefinition

Description

A RightCircularCone is a CircularCone with zero offsets.

General Types

CircularCone

Features

xoffset {redefines xoffset}

yoffset {redefines yoffset}

Constraints

None.

9.7.3.2.34 RightCircularCylinder

Element

ItemDefinition

Description

A *RightCircularCylinder* is a *CircularCylinder* with zero offsets.

General Types

CircularCylinder

Features

xoffset {redefines xoffset}

yoffset {redefines yoffset}

Constraints

None.

9.7.3.2.35 RightTriangle

Element

ItemDefinition

Description

A *RightTriangle* is a *Triangle* with edges opposite the *hypotenuse* at right angles.

General Types

Triangle

Features

hypotenuse {redefines e3}

xoffset {redefines xoffset}

Constraints

None.

9.7.3.2.36 RightTriangularPrism

Element

ItemDefinition

Description

A *RightTriangularPrism* is a *TriangularPrism* with two right triangular sides, with given *length*, *width*, and *height*.

General Types

TriangularPrism

Features

bf : Rectangle {redefines bf}

ff : RightTriangle {redefines ff}

height : LengthValue

length : LengthValue

rf : RightTriangle {redefines rf}

slf : Rectangle {redefines slf}

tf : Rectangle {redefines tf}

width : LengthValue

Constraints

None.

9.7.3.2.37 Shell

Element

ItemDefinition

Description

Shell is the most general structured *Surface*.

General Types

Item

StructuredSpaceObject

Surface

Features

None.

Constraints

None.

9.7.3.2.38 Sphere**Element**

ItemDefinition

Description

A *Sphere* is an *Ellipsoid* with all the same semiaxes.

General Types

Ellipsoid

Features

radius : LengthValue

semiAxis1 {redefines semiAxis1}

semiAxis2

Constraints

None.

9.7.3.2.39 Tetrahedron**Element**

ItemDefinition

Description

A *Tetrahedron* is *Pyramid* with a triangular base.

General Types

Pyramid

Features

base : Triangle {redefines base}

baseLength : LengthValue

baseWidth : LengthValue

Constraints

None.

9.7.3.2.40 Toriod

Element

ItemDefinition

Description

A *Toroid* is a surface generated from revolving a planar closed curve about an line coplanar with the curve. It is single sided with one hole.

General Types

Shell

Features

edges [0] {redefines edges}

faces {redefines faces}

genus {redefines genus}

revolutionRadius : LengthValue

revolvedCurve : PlanarCurve

vertices [0] {redefines vertices}

Constraints

None.

9.7.3.2.41 Torus

Element

ItemDefinition

Description

A *Torus* is a revolution of a *Circle*.

General Types

Toriod

Features

majorRadius {redefines revolutionRadius}

minorRadius : LengthValue

revolvedCurve : Circle {redefines revolvedCurve}

Constraints

None.

9.7.3.2.42 Triangle

Element

ItemDefinition

Description

A *Triangle* is three-sided Polygon with given *length* (base), *width* (perpendicular distance from base to apex), and offset of this perpendicular at the base from the center of the base.

General Types

Polygon

Features

apex [2] {subsets vertices, ordered}

base {subsets edges}

e2 {subsets edges}

e3 {subsets edges}

edges [3] {redefines edges}

length : LengthValue

v12 [2] {subsets vertices, ordered}

v31 [2] {subsets vertices, ordered}

vertices [6] {redefines vertices}

width : LengthValue

xoffset : LengthValue

Constraints

None.

9.7.3.2.43 TriangularPrism

Element

ItemDefinition

Description

A *TriangularPrism* is a *Polyhedron* with five sides, two triangular and the others quadrilateral.

General Types

CuboidOrTriangularPrism

Features

edges [18] {redefines edges}

faces [5] {redefines faces}

ff : Triangle {redefines ff}

rf : Triangle {redefines rf}

Constraints

None.

9.8 Quantities and Units Domain Library

9.8.1 Quantities and Units Domain Library Overview

[SYSML2-556: Typos in Quantities and Units Domain Library](#)

For any system model, a solid foundation for the representation of physical quantities, their units, scales, and quantity dimensions, as well as coordinate frames is essential. Quantity attributes are needed to specify many characteristics of a system of interest and its elements. The foundation should be a shareable resource that can be reused in models within and across projects as well as organizations in order to facilitate collaboration and model interoperability.

The Quantities and Units Domain Library defines reusable and extensible model elements for physical quantities, including vector and tensor quantities, quantity dimensions, measurement units, measurement scales, coordinate frames, coordinate transformations and vector spaces. The library also enables the specification of coherent systems of quantities and systems of units, as well as the operators and functions needed to support quantity arithmetic in expressions.

The most widely accepted, scrutinized, and globally used specification of quantities and units is captured and maintained in:

- the International System of Quantities (ISQ)
- the International System of Units (SI)

The ISQ and SI are formally standardized through the ISO/IEC 80000 series of standards. The top level concepts and semantics defined in this domain library are derived from and mapped to the concepts and semantics specified in [ISO 80000-1] and [VIM], as directly as possible, but staying at a generic level. This enables the representation of the ISQ and the SI, but also of any other system of quantities or system of units.

The data model specifies a precise representation of the relationships between quantities, units, scales, quantity dimensions, coordinate frames, coordinate transformations and vectors spaces. As a result, both robust automated

conversion between quantity values expressed in compatible measurement units or scales is enabled, as well as static type and quantity dimension analysis of expressions and constraints.

This library further contains lower level packages that specify the actual quantities, units and scales as standardized in parts 3 to 13 of the ISO/IEC 80000 series as SysML `AttributeDefinitions` and `AttributeUsages`, that represent the complete ISQ and SI. These packages provide a broad common basis, that can be extended and tailored for use by particular communities of practice and industry sectors.

Apart from SI, the system of US Customary Units is still in wide industrial use, in particular in North America. The library therefore also contains a package of US Customary Units, as specified in [NIST SP-811], and including their relationships with ISQ quantities as well as the conversion factors to corresponding SI units.

9.8.2 Quantities

9.8.2.1 Quantities Overview

[SYSML2-556: Typos in Quantities and Units Domain Library](#)

Taxonomy

The *Quantities* package defines the root elements to represent quantities and their values.

TensorQuantityValue (an `AttributeDefinition`) and *tensorQuantities* (an `AttributeUsage`) are defined to represent quantities at the most general level, and can represent any n^{th} order tensor quantity. Then, *VectorQuantityValue* and *vectorQuantities* are defined as order 1 specializations of the tensor quantity concepts, and finally, *ScalarQuantityValue* and *scalarQuantities* as order 0 specializations of the vector quantity concepts.

Quantity Values

A quantity value is defined as a tuple of:

- a sequence of one or more mathematical numbers (as `AttributeUsage num`),
- a measurement reference (as `AttributeUsage mRef`).

For a *ScalarQuantityValue*, the sequence of numbers collapses to one single number, and the measurement reference is typically a measurement unit or scale. For a *VectorQuantityValue*, there must be as many numbers as needed to define the magnitude and direction of the vector quantity, and a measurement reference that typically specifies a coordinate frame, e.g., a sequence of 3 numbers for the vector components in a standard orthonormal Cartesian 3D vector space with the same measurement unit on each of the axes. For a *TensorQuantityValue*, the measurement reference must establish a reference frame compliant with the full dimensionality of the tensor quantity involved.

Note. The specification of a quantity value as a tuple of its numerical value and a measurement reference has the big advantage that the type of a quantity value becomes independent from the choice of measurement reference. For example: a *power* expressed as 1.5 watt has the same type (`AttributeDefinition PowerValue`) as a *power* expressed as 1500 milliwatt. This is an improvement over SysML v1, where the choice of measurement unit or scale was embedded in the value property type.

Free versus Bound Quantities and Vector Spaces

A *TensorQuantityValue* can be defined with respect to a free vector space product or a bound vector space product. Similarly, a *VectorQuantityValue* can be defined with respect to a free or a bound vector space, and a *ScalarQuantityValue* with respect to a free or bound number line, which can be regarded as a one-dimensional

vector space. In a free vector space, vectors can be added and vectors can be multiplied by a scalar number, where both operations yield a new free vector. Free vectors have only magnitude and direction. A bound vector space includes a particular choice of origin, and vectors in such a space can not be added nor multiplied by scalars.

AttributeUsage *isBound* is used to capture this: *false* specifies a free vector space (product), and *true* specifies a bound vector space (product).

Examples that (informally) illustrate the distinction between free and bound vector quantities are given by pairs of quantities of the same quantity dimension:

1. *Displacement vector (free) and position vector (bound), both of quantity dimension length.*
Two displacement vectors can be added and yield a resulting displacement vector. A displacement vector can also be multiplied with a scalar factor, which changes only its magnitude. Two position vectors can not be added, nor can a position vector be multiplied by a scalar number. A position vector is always bound to the origin of its bound vector space. One can however subtract one position vector from another, and the result is a displacement vector. It is the displacement to get from the position defined by the first vector to that defined by the second vector.
2. *Duration (free scalar) and time instant (bound scalar), both of quantity dimension time.*
Durations can be added and multiplied, time instants cannot. Time instant values can only be specified with respect to a measurement reference that is a time scale with some particular choice of zero. Such a time scale is the same as a (time) coordinate axis in a one-dimensional bound vector space.

9.8.2.2 Elements

[SYSML2-492: KerML constraint requires updates to Domain Library models](#)

9.8.2.2.1 3dVectorQuantityValue

Element

AttributeDefinition

Description

Most general representation of real 3-vector quantities.

Alias: *ThreeDVectorQuantityValue*

General Types

VectorQuantityValue

Features

num : Real [3] {redefines num}

Constraints

None.

9.8.2.2.2 QuantityDimension

Element

AttributeDefinition

Description

A *QuantityDimension* is the product of powers of the set of base quantities defined for a particular system of quantities, units and scales.

General Types

None.

Features

quantityPowerFactors : QuantityPowerFactor [0..*] {ordered}

Constraints

None.

9.8.2.2.3 QuantityPowerFactor

Element

AttributeDefinition

Description

A *QuantityPowerFactor* is a representation of a quantity power factor, being the combination of a quantity and an exponent.

A sequence of *QuantityPowerFactors* for the *baseQuantities* of a *SystemOfQuantities* define the *QuantityDimension* of a scalar quantity.

General Types

None.

Features

exponent : Real

quantity : ScalarQuantityValue

Constraints

None.

9.8.2.2.4 scalarQuantities

Element

AttributeUsage

Description

AttributeUsage *scalarQuantities* : *ScalarQuantityValue*[*] *nonunique* is the subset of *vectorQuantities* that defines a top-level general self-standing attribute that can be used to consistently specify scalar quantities of *Occurrences*.

Any particular scalar quantity attribute is specified by subsetting *scalarQuantities*. In other words, the co-domain of a scalar quantity attribute is a suitable specialization of *ScalarQuantityValue*.

General Types

ScalarQuantityValue

vectorQuantities

Features

None.

Constraints

None.

9.8.2.2.5 ScalarQuantityValue

Element

AttributeDefinition

Description

A *ScalarQuantityValue* is an abstract *AttributeDefinition* that specializes *VectorQuantityValue*. It represents a scalar quantity value as a tuple of a *Number num* and a *ScalarMeasurementReference mRef*. By definition it has *order zero*. The *ScalarMeasurementReference* is typically a *MeasurementUnit* or a *MeasurementScaleMeasurementUnitMeasurementScale*.

General Types

NumericalValue

VectorQuantityValue

Features

mRef : *ScalarMeasurementReference* {redefines *mRef*}

Specification of the *ScalarMeasurementReference* for the value of the scalar quantity.

Constraints

oneElement

dimensions[1] == 1

9.8.2.2.6 SystemOfQuantities

Element

AttributeDefinition

Description

A *SystemOfQuantities* represents the essentials of [VIM] concept "system of quantities" (<https://jcg.m.bipm.org/vim/en/1.3.html>), defined as a "set of quantities together with a set of noncontradictory equations relating those quantities". In order to establish such a set of noncontradictory equations a set of *baseQuantities* is selected. Subsequently the system of quantities is completed by adding derived quantities which are products of powers of the base quantities.

General Types

None.

Features

baseQuantities : ScalarQuantityValue [0..*] {ordered}

Constraints

None.

9.8.2.2.7 tensorQuantities

Element

AttributeUsage

Description

AttributeUsage *tensorQuantities* : *TensorQuantityValue*[*] *nonunique* defines a top-level general self-standing attribute that can be used to consistently specify quantities of *Occurrences*.

Any particular tensor quantity attribute is specified by subsetting *tensorQuantities*. In other words, the co-domain of a tensor quantity attribute is a suitable specialization of *TensorQuantityValue*.

General Types

dataValues

TensorQuantityValue

Features

None.

Constraints

None.

9.8.2.2.8 TensorQuantityValue

Element

AttributeDefinition

Description

A *TensorQuantityValue* is an abstract *AttributeDefinition* and a specialization of *Collections::Array* that represents a tensor quantity value as a sequence of *Numbers* and a *TensorMeasurementReference*.

The dimensionality of the tensor quantity is specified in *dimensions*, from which the *order* of the tensor is derived. In engineering the name 'tensor' is typically used if its order is 2 or greater, but mathematically a tensor can have order 0 or 1.

A *TensorQuantityValue* must have the same *dimensions* and *order* as the *TensorMeasurementReference* that it references via *AttributeUsage mRef*.

It is possible to specify the contravariant and covariant order of a tensor quantity through the *AttributeUsages* *contravariantOrder* and *covariantOrder*, the sum of which must be equal to *order*. In applications where it is not important to distinguish between contravariant and covariant tensors (or vectors), the convention is to use contravariant by default and therefore set *contravariantOrder* equal to *order*, and *covariantOrder* equal to zero.

General Types

Array

Features

contravariantOrder : Positive

The number of contravariant indices of the tensor quantity.

covariantOrder : Positive

The number of covariant indices of the tensor quantity.

dimensions : Positive [0..*] {redefines dimensions, ordered, nonunique}

A sequence of positive integer numbers that define the dimensionality of the tensor quantity.

Examples: for a second order 3D tensor *dimensions* = (3, 3); for fourth order 2D tensor *dimensions* = (2, 2, 2, 2);

The *dimensions* must be the same as the *dimensions* of the associated *mRef*.

isBound : Boolean

Assertion whether this tensor quantity is defined in a free (*isBound* == false) or bound (*isBound* == true) vector space product.

mRef : *TensorMeasurementReference*

Specification of the *TensorMeasurementReference* for the value of the tensor quantity.

num : Number [1..*] {redefines elements, ordered, nonunique}

Sequence of numbers that specify the numerical value of the tensor quantity.

order : Natural {redefines rank}

Order of the tensor quantity. The *order* is equal to the *order* of the associated *TensorMeasurementReference* *mRef*.

Constraints

boundMatch

(isBound == mRef.isBound) or (not isBound and mRef.isBound)

orderSum

contravariantOrder + covariantOrder == order

9.8.2.2.9 vectorQuantities

Element

AttributeUsage

Description

AttributeUsage *vectorQuantities* : *VectorQuantityValue*[*] *nonunique* is the subset of *tensorQuantities* that defines a top-level general self-standing attribute that can be used to consistently specify vector quantities of *Occurrences*.

Any particular vector quantity attribute is specified by subsetting *vectorQuantities*. In other words, the co-domain of a vector quantity attribute is a suitable specialization of *VectorQuantityValue*.

General Types

tensorQuantities

VectorQuantityValue

Features

None.

Constraints

None.

9.8.2.2.10 VectorQuantityValue

Element

AttributeDefinition

Description

A *VectorQuantityValue* is an *AttributeDefinition* that represents the value of a vector quantity by a tuple of *Numbers* and a *VectorMeasurementReference*. It is a specialization of *TensorQuantityValue* and has order one.

A *VectorQuantityValue* can be free (`isBound == false`) or bound (`isBound == true`). A value of a free vector quantity is expressed using a free *VectorMeasurementReference*, in which there is no particular choice of zero or origin. A value of a bound vector quantity is expressed using a bound *VectorMeasurementReference* that includes a specified choice of origin. In both cases the *VectorMeasurementReference* typically defines a coordinate system.

General Types

NumericalVectorValue

TensorQuantityValue

Features

`mRef : VectorMeasurementReference {redefines mRef}`

Specification of the *VectorMeasurementReference* for the value of the vector quantity.

Constraints

[no name]

`order == 1`

9.8.3 Measurement References

9.8.3.1 Measurement References Overview

This package defines the general *AttributeDefinitions* and *AttributeUsages* to construct measurement references. This includes:

- measurement units,
- ordinal, logarithmic and cyclic measurement scales,
- unit conversions,
- coordinate frames and coordinate transformations,
- measurement unit prefixes to denote multiples (such as *mega*) and sub-multiples (such as *nano*).

It also defines concepts to represent quantity dimensions, which form the basis for dimensional analysis of quantity expressions.

9.8.3.2 Elements

9.8.3.2.1 3dCoordinateFrame

Element

AttributeDefinition

Description

General Types

CoordinateFrame

Features

dimensions : Positive {redefines dimensions}

Constraints

None.

9.8.3.2.2 AffineTransformationMatrix3d

Element

AttributeDefinition

Description

AffineTransformationMatrix3d is a three dimensional *CoordinateTransformation* specified via an affine 4x4 transformation matrix

The interpretation of the matrix is as follows:

- The upper left 3x3 matrix represents the rotation matrix.
- The upper right 3x1 column vector represents the translation vector.
- The bottom row must be the row vector (0, 0, 0, 1).

I.e. the matrix has the following form:

```
( R, R, R, T,  
  R, R, R, T,  
  R, R, R, T,  
  0, 0, 0, 1 )
```

where the cells marked R form the rotation matrix and the cells marked T form the translation vector.

Note: See https://en.wikipedia.org/wiki/Transformation_matrix, under affine transformations for a general explanation.

General Types

Array

CoordinateTransformation

Features

dimensions : Positive [0..*] {redefines dimensions, ordered, nonunique}

The *dimensions* of an *AffineTransformationMatrix3d* are (4,4).

elements : Real [16] {redefines elements, ordered, nonunique}

Constraints

validSourceDimensions

```
source.dimensions == 3
```

9.8.3.2.3 ConversionByConvention

Element

AttributeDefinition

Description

ConversionByConvention is a *UnitConversion* that is defined according to some convention.

An example is the conversion relationship between "foot" (the owning *MeasurementUnit*) and "metre" (the *referenceUnit MeasurementUnit*), with *conversionFactor* 3048/10000, since 1 foot = 0.3048 metre, as defined in [NIST SP-811].

General Types

UnitConversion

Features

None.

Constraints

None.

9.8.3.2.4 ConversionByPrefix

Element

AttributeDefinition

Description

ConversionByPrefix is a *UnitConversion* that is defined through reference to a named [ISO/IEC 80000-1] *UnitPrefix*, which represents a conversion factor that is a decimal or binary multiple or sub-multiple.

Example 1: "kilometre" (*symbol* "km") with the 'kilo' *UnitPrefix* denoting conversion factor 1000 and *referenceUnit* "metre".

Example 2: "nanofarad" (*symbol* "nF") with the 'nano' *UnitPrefix* denoting conversion factor 1E-9 and *referenceUnit* "farad".

Example 3: "mebibyte" (*symbol* "MiB" or alias "MiByte") with the 'mebi' *UnitPrefix* denoting conversion factor 1024^2 (a binary multiple) and *referenceUnit* "byte".

See also *SIPrefixes*.

General Types

UnitConversion

Features

conversionFactor : Real {redefines *conversionFactor*}

The *Number* value of the ratio between the quantity expressed in the owning *MeasurementUnit* over the quantity expressed in the *referenceUnit*.

prefix : UnitPrefix

A *UnitPrefix* that represents one of the named unit prefixes defined in [ISO/IEC 80000-1] as a decimal or binary multiple or sub-multiple.

Constraints

None.

9.8.3.2.5 CoordinateFrame

Element

AttributeDefinition

Description

A *CoordinateFrame* is a *VectorMeasurementReference* with the specific purpose to quantify (i.e., coordinatize) a vector space, and optionally locate and orient it with respect to another *CoordinateFrame*.

The optional attribute *transformation* enables specification of the location and orientation of this *CoordinateFrame* as with respect to another (reference) *CoordinateFrame*. If the *target* of the *transformation* is this *CoordinateFrame*, the *transformation* specifies a *CoordinateFrame* that is nested inside the *CoordinateFrame* that is the *source* of the *transformation*. The primary use of this is to specify a chain of nested coordinate frames follows the composite structure of a physical architecture. Typically the *source CoordinateFrame* of the *transformation* is the frame of the next higher containing *Item* or *Part* in a composite structure.

General Types

VectorMeasurementReference

Features

transformation : CoordinateTransformation [0..1]

Constraints

None.

9.8.3.2.6 CoordinateFramePlacement

Element

AttributeDefinition

Description

CoordinateFramePlacement is a *CoordinateTransformation* by placement of the target frame in the source frame. Attribute *origin* specifies the location of the origin of the target frame through a vector in the source frame. Attribute *basisDirections* specifies the orientation of the *target* frame by specifying the directions of the

respective basis vectors of the *target* frame via direction vectors in the *source* frame. An empty sequence of *basisDirections* signifies no change of orientation of the *target* frame with respect to the *source* frame.

General Types

CoordinateTransformation

Features

basisDirections : VectorQuantityValue [0..*] {ordered, nonunique}

origin : VectorQuantityValue

Constraints

validBasisDirectionsDimensions

```
basisDirections->forall { in basisDirection : VectorQuantityValue;  
    basisDirection.dimensions->equals (source.dimensions)
```

validBasisDirectionsSize

```
size(basisDirections) == 0 or size(basisDirections) == source.dimensions#(1)
```

validOriginDimensions

```
origin.dimensions == source.dimensions
```

9.8.3.2.7 CoordinateTransformation

Element

AttributeDefinition

Description

A *CoordinateTransformation* is an *AttributeDefinition* that defines the transformation relationship between two coordinate systems, that are represented by *VectorMeasurementReferences*, typically *CoordinateFrames*.

General Types

None.

Features

source : VectorMeasurementReference

target : VectorMeasurementReference

Constraints

[no name]

```
forall(bd: basisDirections | bd.mRef == source)
```

[no name]

```
size(basisDirections) == source.dimensions[1]
```

[no name]

```
origin.mRef == source
```

```
validSourceTargetDimensions
```

```
source.dimensions == target.dimensions
```

9.8.3.2.8 countQuantities

Element

AttributeUsage

Description

General Types

dimensionOneQuantities

CountValue

Features

None.

Constraints

None.

9.8.3.2.9 CountValue

Element

AttributeDefinition

Description

CountValue is an explicit definition of a generic "count" quantity as a *DimensionOneValue*.

General Types

DimensionOneValue

Features

None.

Constraints

None.

9.8.3.2.10 CyclicRatioScale

Element

AttributeDefinition

Description

CyclicRatioScale is a *MeasurementScale* that represents a ratio scale with a periodic cycle.

Example 1: "cyclic degree" (to express planar angular measures) with *modulus* 360 and *unit* 'degree'.

Example 2: "hour of day" with *modulus* 24 and *unit* 'hour'.

General Types

MeasurementScale

Features

modulus : Number

Attribute *modulus* is a Number that defines the modulus, i.e. periodic cycle, of this *CyclicRatioScale*.

Constraints

None.

9.8.3.2.11 DefinitionalQuantityValue

Element

AttributeDefinition

Description

A *DefinitionalQuantityValue* is a representation of a particular quantity value that is used in the definition of a *MeasurementReference*. Typically such a particular value is defined by convention. It can be used to define a selected reference value, such as the meaning of zero on a measurement scale or the origin of a top-level coordinate system.

General Types

None.

Features

definition : String

num : Number [1..*]

Constraints

None.

9.8.3.2.12 DerivedUnit

Element

AttributeDefinition

Description

DerivedUnit is a *MeasurementUnit* that represents a measurement unit that depends on one or more powers of other measurement units.

General Types

MeasurementUnit

Features

None.

Constraints

None.

9.8.3.2.13 dimensionOneQuantities

Element

AttributeUsage

Description

General Types

DimensionOneValue

scalarQuantities

Features

None.

Constraints

None.

9.8.3.2.14 DimensionOneUnit

Element

AttributeDefinition

Description

DimensionOneUnit is an explicit definition of "unit of dimension one", also known as "dimensionless unit".

General Types

DerivedUnit

Features

unitPowerFactors : UnitPowerFactor [0]

Constraints

None.

9.8.3.2.15 DimensionOneValue

Element

AttributeDefinition

Description

A *DimensionOneValue* is a *ScalarQuantityValue* *with a DimensionOneUnit*.

General Types

ScalarQuantityValue

Features

mRef : DimensionOneUnit {redefines mRef}

Constraints

None.

9.8.3.2.16 IntervalScale

Element

AttributeDefinition

Description

IntervalScale is a *MeasurementScale* that represents a linear interval measurement scale, i.e. a scale on which only intervals between two values are meaningful and not their ratios.

Implementation note: In order to enable quantity value conversion between an *IntervalScale* and another *MeasurementScale*, the offset (sometimes also called zero shift) between the source and target scales must be known. This offset can be indirectly defined through a *QuantityValueMapping*, see *quantityValueMapping* of *MeasurementScale*. This will be aligned with, and possibly replaced by, a 1D coordinate transformation, so that scalar and vector transformations are handled in the same way.

General Types

MeasurementScale

Features

isBound : Boolean {redefines isBound}

For an *IntervalScale* *isBound* is always true, since the scale must include a definition of what zero means.

Constraints

None.

9.8.3.2.17 LogarithmicScale

Element

AttributeDefinition

Description

LogarithmicScale is a *MeasurementScale* that represents a logarithmic measurement scale that is defined as follows. The numeric value v of a ratio quantity expressed on a logarithmic scale equivalent with a value x of the same quantity expressed on a ratio scale (i.e. only using a *MeasurementUnit*) is computed as follows:

$$v = f \cdot \log_b(x/x_{ref})^a$$

where: f is a multiplication factor, \log_b is the log function for the given logarithm base b , x is the actual quantity, x_{ref} is a reference quantity, a is an exponent.

General Types

MeasurementScale

Features

exponent : Number

The exponent a in the logarithmic value expression.

factor : Number

The multiplication factor f in the logarithmic value expression.

logarithmBase : Number

A *Number* that specifies the logarithmic base.

The *logarithmicBase* is typically 10, 2 or e (for the natural logarithm).

referenceQuantity : ScalarQuantityValue [0..1]

The reference quantity value (denominator) x_{ref} in the logarithmic value expression.

Constraints

None.

9.8.3.2.18 MeasurementScale

Element

AttributeDefinition

Description

MeasurementScale is a *MeasurementReference* that represents a measurement scale.

Note: the majority of scalar quantities can be expressed by just using a *MeasurementUnit* directly as its *MeasurementReference*. This implies expression of a *ScalarQuantityValue* on a ratio scale. However, for full coverage of all quantity value expressions, additional explicit measurement scales with additional semantics are needed, such as ordinal scale, interval scale, ratio scale with additional limit values, cyclic ratio scale and logarithmic scale.

General Types

ScalarMeasurementReference

Features

quantityValueMapping : QuantityValueMapping [0..1]

An optional *QuantityValueMapping* that specifies the relationship between this *MeasurementScale* and another *MeasurementReference* in terms of equivalent *QuantityValues*.

unit : MeasurementUnit

The *MeasurementUnit* that defines an interval of one on this *MeasurementScale*.

Constraints

None.

9.8.3.2.19 MeasurementUnit

Element

AttributeDefinition

Description

A *MeasurementUnit* is a *ScalarMeasurementReference* that represents a measurement unit. As defined in [VIM] a measurement unit is a "real scalar quantity, defined and adopted by convention, with which any other quantity of the same kind can be compared to express the ratio of the two quantities as a number".

Direct use of a *MeasurementUnit* as the *mRef* attribute of a *ScalarQuantityValue*, establishes expressing the *ScalarQuantityValue* on a ratio scale.

General Types

ScalarMeasurementReference

Features

isBound : Boolean {redefines isBound}

isBound is always *false* for a *MeasurementUnit*.

unitConversion : UnitConversion [0..1]

Optional *UnitConversion* that specifies a linear conversion relationship with respect to another *MeasurementUnit*. This can be used to support automated quantity value conversion.

unitPowerFactors : UnitPowerFactor [1..*] {ordered}

A product of powers of base units, that define the quantity dimension of this measurement unit.

Constraints

None.

9.8.3.2.20 NullTransformation

Element

AttributeDefinition

Description

NullTransformation is an *AffineTransformationMatrix3d* that places the target *CoordinateFrame* at the same position and orientation as the source *CoordinateFrame*.

The interpretation of the matrix is as follows:

- The rotation matrix is diagonal, with 1 as values.
- The translation vector is all zeros.

I.e. the matrix has the following form:

```
( 1, 0, 0, 0,  
  0, 1, 0, 0,  
  0, 0, 1, 0,  
  0, 0, 0, 1 )
```

General Types

AffineTransformationMatrix3d

Features

None.

Constraints

None.

9.8.3.2.21 nullTransformation

Element

AttributeUsage

Description

General Types

NullTransformation

Features

None.

Constraints

None.

9.8.3.2.22 one

Element

AttributeUsage

Description

General Types

DimensionOneUnit

Features

None.

Constraints

None.

9.8.3.2.23 OrdinalScale

Element

AttributeDefinition

Description

An *OrdinalScale* is a *MeasurementScale* that represents an ordinal measurement scale, i.e. a scale on which only the ordering of quantity values is meaningful, not the intervals between any pair of values and neither their ratio.

Note: In order to keep the library simple the associated *unit* of an *OrdinalScale* shall be set to the unit of dimension one, although a unit is meaningless for an *OrdinalScale*.

Implementation note: The unit attribute of *MeasurementScale* should be made optional, and its multiplicity be redefined in the specialization of *MeasurementScale*.

General Types

MeasurementScale

Features

None.

Constraints

None.

9.8.3.2.24 QuantityValueMapping

Element

AttributeDefinition

Description

QuantityValueMapping is an *AttributeDefinition* that represents the mapping of equivalent quantity values expressed on two different measurement scales.

Example: The mapping between the temperature value of 0.01 degree Celsius on the celsius temperature scale to the equivalent temperature value of 273.16 K on the kelvin temperature scale, would specify a *mappedQuantityValue* referencing the *DefinitionalQuantityValue* (0.01, "absolute thermodynamic temperature of the triple point of water") of the celsius interval scale, and a *referenceQuantityValue* referencing the *DefinitionalQuantityValue* (273.16, "absolute thermodynamic temperature of the triple point of water") of the kelvin ratio scale.

General Types

None.

Features

mappedQuantityValue : DefinitionalQuantityValue

referenceQuantityValue : DefinitionalQuantityValue

Constraints

None.

9.8.3.2.25 Rotation

Element

AttributeDefinition

Description

Representation of a rotation about an axis over an angle.

Attribute *axisDirection* specifies the direction of the rotation axis. Attribute *angle* specifies the angle of rotation, where a positive value implies right-handed rotation. Attribute *isIntrinsic* asserts whether the

intermediate coordinate frame moves with the rotation or not, i.e. whether an intrinsic or extrinsic rotation is specified.

See https://en.wikipedia.org/wiki/Davenport_chained_rotations for details.

General Types

TranslationOrRotation

Features

angle : AngularMeasureValue

axisDirection : VectorQuantityValue

isIntrinsic : Boolean

Default is *true*.

Constraints

None.

9.8.3.2.26 ScalarMeasurementReference

Element

AttributeDefinition

Description

A *ScalarMeasurementReference* is a specialization of *VectorMeasurementReference*. It represents a single measurement reference for a *ScalarQuantityValue* or for a component of a tensor or vector quantity. Its *order* is zero. *ScalarMeasurementReference* is also a generalization of *MeasurementUnit* and *MeasurementScale*, which in turn can be regarded as the basis vector for respectively a free or bound scalar quantity. It establishes how to interpret the *num* numerical value of a *ScalarQuantityValue* or a component of a tensor or vector quantity value, and establishes its actual quantity dimension.

General Types

VectorMeasurementReference

Features

dimensions : Positive [0..1] {redefines dimensions, ordered, nonunique}

isOrthogonal : Boolean {redefines isOrthogonal}

A *ScalarMeasurementReference* always has *isOrthogonal* = *true*.

mRefs : ScalarMeasurementReference [1..*] {redefines mRefs, ordered}

negativeValueConnotation : String [0..1]

Optionally specifies the connotation of negative quantity values for this *ScalarMeasurementReference*.

An example is "east" for positive values on the *MeasurementReference* (*CyclicRatioScale*) for "longitude" and "west" for negative values.

positiveValueConnotation : String [0..1]

Optionally specifies the connotation of positive quantity values for this *ScalarMeasurementReference*.

An example is "east" for positive values on the *MeasurementReference* (*CyclicRatioScale*) for "longitude" and "west" for negative values.

quantityDimension : QuantityDimension

Constraints

None.

9.8.3.2.27 SimpleUnit

Element

AttributeDefinition

Description

SimpleUnit is a *MeasurementUnit* that does not depend on any other measurement unit.

Note: As a consequence the *unitPowerFactor* of a *SimpleUnit* references itself with an *exponent* of one.

General Types

MeasurementUnit

Features

unitPowerFactors : UnitPowerFactor {redefines unitPowerFactors}

Constraints

exponentIsOne

```
this.unitPowerFactor1.exponent == 1
```

ExponentIsOne

```
self.unitPowerFactor.exponent = 1
```

9.8.3.2.28 SystemOfUnits

Element

AttributeDefinition

Description

A *SystemOfUnits* represents the essentials of [VIM] concept "system of units" (<https://jcg.m.bipm.org/vim/en/1.13.html>), defined as a "set of base units and derived units, together with their multiples and submultiples, defined in accordance with given rules, for a given system of quantities". The *baseUnits* are a particular selection of measurement units for each of the base quantities of a *SystemOfQuantities*, that form the basis on top of which all other (derived) units are defined.

General Types

None.

Features

baseUnits : SimpleUnit [1..*] {ordered}

longName : String

systemOfQuantities : SystemOfQuantities

Constraints

None.

9.8.3.2.29 TensorMeasurementReference

Element

AttributeDefinition

Description

A *TensorMeasurementReference* is an abstract *AttributeDefinition* and a specialization of *Collections::Array*, that represents the [VIM] concept *measurement reference*, but generalized for tensor, vector and scalar quantities.

[VIM] defines measurement reference as a measurement unit, a measurement procedure, a reference material, or a combination of such. In this generalized definition, the measurement references for all components in all dimensions of the *QuantityValue* are specified through the *mRefs* attribute, which are all *ScalarMeasurementReferences*.

As an example a Cartesian 3-dimensional 3x3 moment of inertia tensor would have the following attributes:

```
attribute def Cartesian3dMomentOfInertiaMeasurementReference :> TensorMeasurementReference {
  attribute :>> dimensions = (3, 3);
  attribute :>> isBound = false;
  attribute :>> mRefs: MomentOfInertiaUnit[9];
}
```

The *shortName* of a *TensorMeasurementReference* is the unique symbol by which the measurement reference is known. The name of a *TensorMeasurementReference* is spelled-out human readable name of the measurement reference.

General Types

Array

Features

definitionalQuantityValues : DefinitionalQuantityValue [0..*]

isBound : Boolean

Default is *false*.

mRefs : ScalarMeasurementReference [1..*] {redefines elements, ordered, nonunique}

order : Natural {redefines rank}

Constraints

None.

9.8.3.2.30 Translation

Element

AttributeDefinition

Description

Representation of a translation with respect to a coordinate frame.

Attribute *translationVector* specifies the displacement vector that constitutes the translation.

General Types

TranslationOrRotation

Features

translationVector : VectorQuantityValue

Constraints

None.

9.8.3.2.31 TranslationOrRotation

Element

AttributeDefinition

Description

TranslationOrRotation is an abstract union of *Translation* and *Rotation*.

General Types

None.

Features

None.

Constraints

None.

9.8.3.2.32 TranslationRotationSequence

Element

AttributeDefinition

Description

A *TranslationRotationSequence* is a coordinate frame transformation specified by a sequence of translations and/or rotations.

Note: This is a *CoordinateTransformation* that is convenient for interpretation by humans. In particular a sequence of rotations about the principal axes of a coordinate frame is much more easy understandable than a rotation about an arbitrary axis. Any sequence can be reduced to a single combination of a translation and a rotation about a particular axis, but in general the original sequence cannot be retrieved as there are infinitely many sequences representing the reduced transformation.

General Types

List

CoordinateTransformation

Features

elements : TranslationOrRotation [1..*] {redefines elements, ordered, nonunique}

Constraints

None.

9.8.3.2.33 UnitConversion

Element

AttributeDefinition

Description

UnitConversion is an *AttributeDefinition* that represents a linear conversion relationship between one measurement unit and another measurement unit, that acts as a reference.

General Types

None.

Features

conversionFactor : Real

The *Real* value of the ratio between the quantity expressed in the owning *MeasurementUnit* over the quantity expressed in the *referenceUnit*.

isExact : Boolean

Default is *true*.

referenceUnit : MeasurementUnit

Establishes the reference *MeasurementUnit* with respect to which this *UnitConversion* is defined.

Constraints

None.

9.8.3.2.34 UnitPowerFactor

Element

AttributeDefinition

Description

UnitPowerFactor is an *AttributeDefinition* that represents a power factor of a *MeasurementUnit* and an exponent.

Note: A collection of *UnitPowerFactors* defines a unit power product.

General Types

None.

Features

exponent : Real

A *Real* that specifies the exponent of this *UnitPowerFactor*.

unit : MeasurementUnit

The *MeasurementUnit* of this *UnitPowerFactor*.

Constraints

None.

9.8.3.2.35 UnitPrefix

Element

AttributeDefinition

Description

UnitPrefix is an *AttributeDefinition* that represents a named multiple or sub-multiple measurement unit prefix as defined in ISO/IEC 80000-1.

General Types

None.

Features

conversionFactor : Real

A *Real* that specifies the value of multiple or sub-multiple of this *UnitPrefix*.

longName : String

symbol : String

The short symbolic name of this *UnitPrefix*.

Examples are: "k" for "kilo", "m" for "milli", "MeBi" for "mega binary".

Constraints

None.

9.8.3.2.36 VectorMeasurementReference

Element

AttributeDefinition

Description

A *VectorMeasurementReference* is a specialization of *TensorMeasurementReference* for vector quantities that are typed by a *VectorQuantityValue*. Its *order* is typically one, but can be zero in case of a specialization to *ScalarMeasurementReference*. It implicitly defines a vector space of dimension *N* equal to *dimensions*[1]. The *N* basis unit vectors that span the vector space are defined by the *mRefs* which each are a *ScalarMeasurementReference*, typically a *MeasurementUnit* or an *IntervalScale*.

It is possible to specify purely symbolic vector spaces, without committing to particular measurement units or scales by setting the measurement references for all dimensions to unit one and quantity of dimension one, thereby basically reverting to the representation of a purely mathematical vector space.

A *VectorMeasurementReference* can be used to represent a coordinate frame for a vector space. See the *CoordinateFrame* specialization.

The attribute *isOrthogonal* indicates whether the inner products of the basis vectors of the vector space specified by *are orthogonal or not*.

General Types

TensorMeasurementReference

Features

dimensions : Positive [0..1] {redefines dimensions}

isOrthogonal : Boolean

Constraints

placementCheck

```
size(placement) == 0 | placement.target == self
```

9.8.4 ISQ

9.8.4.1 ISQ Overview

The *ISQ* package specifies a complete set of predefined quantity types for the *International System of Quantities (ISQ)*. The ISQ itself is specified as a *SystemOfQuantities*. The quantity types are specified as specializations of *TensorQuantityValue*, *VectorQuantityValue*, *ScalarQuantityValue*, that capture all quantities defined in ISO/IEC 80000 parts 3 to 13. It also defines all *TensorMeasurementReference*, *VectorMeasurementReference* and *ScalarMeasurementReference* specializations needed to define concrete *MeasurementReference* AttributeDefinitions needed to specify the actual measurement units and scales, coordinate frames and vector space products in other library packages.

The *ISQ* package comprises the following sub-packages via import:

- *ISQBase* for ISO/IEC 80000 base quantities and general concepts
- *ISQSpaceTime* for [ISO 80000-3] "Space and Time"
- *ISQMechanics* for [ISO 80000-4] "Mechanics"
- *ISQThermodynamics* for [ISO 80000-5] "Thermodynamics"
- *ISQElectromagnetism* for [IEC 80000-6] "Electromagnetism"
- *ISQLight* for [ISO 80000-7] "Light"
- *ISQAcoustics* for [ISO 80000-8] "Acoustics"
- *ISQChemistryMolecular* for [ISO 80000-9] "Physical chemistry and molecular physics"
- *ISQAtomicNuclear* for [ISO 80000-10] "Atomic and nuclear physics"
- *ISQCharacteristicNumbers* for [ISO 80000-11] "Characteristic numbers"
- *ISQCondensedMatter* for [ISO 80000-12] "Condensed matter physics"
- *ISQInformation* for [IEC 80000-13] "Information science and technology"

Since package *ISQ* imports all other sub-packages, the statement `import ISQ:.*;` suffices to make the whole ISQ available in a user model.

9.8.4.2 Elements

[SYSML2-182](#): Universal features can have many values

[SYSML2-185](#): ISQ in specification and libraries not aligned

9.8.4.2.1 amountOfSubstance

Element

AttributeUsage

Description

General Types

AmountOfSubstanceValue

scalarQuantities

Features

None.

Constraints

None.

9.8.4.2.2 AmountOfSubstanceUnit

Element

AttributeDefinition

Description

General Types

SimpleUnit

Features

None.

Constraints

None.

9.8.4.2.3 AmountOfSubstanceValue

Element

AttributeDefinition

Description

General Types

ScalarQuantityValue

Features

mRef : AmountOfSubstanceUnit {redefines mRef}

num : Real {redefines num}

Constraints

None.

9.8.4.2.4 AngularMeasureValue

Element

Description

General Types

None.

Features

None.

Constraints

None.

9.8.4.2.5 Cartesian3dSpatialCoordinateFrame

Element

AttributeDefinition

Description

General Types

Spatial3dCoordinateFrame

Features

isOrthogonal : Boolean {redefines isOrthogonal}

mRefs : LengthValue [3] {redefines mRefs}

xUnit : LengthUnit

yUnit : LengthUnit

zUnit : LengthUnit

Constraints

None.

9.8.4.2.6 Displacement3dVector

Element

AttributeDefinition

Description

General Types

3dVectorQuantityValue

Features

isBound : Boolean {redefines isBound}

mRef : Spatial3dCoordinateFrame {redefines mRef}

Constraints

None.

9.8.4.2.7 duration

Element

AttributeUsage

Description

General Types

DurationValue

scalarQuantities

Features

None.

Constraints

None.

9.8.4.2.8 DurationUnit

Element

AttributeDefinition

Description

General Types

SimpleUnit

Features

None.

Constraints

None.

9.8.4.2.9 DurationValue

Element

AttributeDefinition

Description

General Types

ScalarQuantityValue

Features

mRef : DurationUnit {redefines mRef}

num : Real {redefines num}

Constraints

None.

9.8.4.2.10 electricCurrent

Element

AttributeUsage

Description

General Types

ElectricCurrentValue

scalarQuantities

Features

None.

Constraints

None.

9.8.4.2.11 ElectricCurrentUnit

Element

AttributeDefinition

Description

General Types

SimpleUnit

Features

None.

Constraints

None.

9.8.4.2.12 ElectricCurrentValue**Element**

AttributeDefinition

Description**General Types**

ScalarQuantityValue

Features

mRef : ElectricCurrentUnit {redefines mRef}

num : Real {redefines num}

Constraints

None.

9.8.4.2.13 length**Element**

AttributeUsage

Description**General Types**

LengthValue

scalarQuantities

Features

None.

Constraints

None.

9.8.4.2.14 LengthUnit**Element**

AttributeDefinition

Description

General Types

SimpleUnit

Features

None.

Constraints

None.

9.8.4.2.15 LengthValue

Element

AttributeDefinition

Description

General Types

ScalarQuantityValue

Features

mRef : LengthUnit {redefines mRef}

num : Real {redefines num}

Constraints

None.

9.8.4.2.16 luminousIntensity

Element

AttributeUsage

Description

General Types

LuminousIntensityValue

scalarQuantities

Features

None.

Constraints

None.

9.8.4.2.17 LuminousIntensityUnit

Element

AttributeDefinition

Description

General Types

SimpleUnit

Features

None.

Constraints

None.

9.8.4.2.18 LuminousIntensityValue

Element

AttributeDefinition

Description

General Types

ScalarQuantityValue

Features

mRef : LuminousIntensityUnit {redefines mRef}

num : Real {redefines num}

Constraints

None.

9.8.4.2.19 mass

Element

AttributeUsage

Description

General Types

MassValue

scalarQuantities

Features

None.

Constraints

None.

9.8.4.2.20 MassUnit

Element

AttributeDefinition

Description

General Types

SimpleUnit

Features

None.

Constraints

None.

9.8.4.2.21 MassValue

Element

AttributeDefinition

Description

General Types

ScalarQuantityValue

Features

mRef : MassUnit {redefines mRef}

num : Real {redefines num}

Constraints

None.

9.8.4.2.22 Position3dVector

Element

AttributeDefinition

Description

General Types

3dVectorQuantityValue

Features

isBound : Boolean {redefines isBound}

mRef : Spatial3dCoordinateFrame {redefines mRef}

Constraints

None.

9.8.4.2.23 Spatial3dCoordinateFrame

Element

AttributeDefinition

Description

General Types

3dCoordinateFrame

Features

isBound : Boolean {redefines isBound}

Constraints

None.

9.8.4.2.24 thermodynamicTemperature

Element

AttributeUsage

Description

General Types

ThermodynamicTemperatureValue

scalarQuantities

Features

None.

Constraints

None.

9.8.4.2.25 ThermodynamicTemperatureUnit**Element**

AttributeDefinition

Description**General Types**

SimpleUnit

Features

None.

Constraints

None.

9.8.4.2.26 ThermodynamicTemperatureValue**Element**

AttributeDefinition

Description**General Types**

ScalarQuantityValue

Features

mRef : ThermodynamicTemperatureUnit {redefines mRef}

num : Real {redefines num}

Constraints

None.

9.8.4.2.27 universalCartesianSpatial3dCoordinateFrame**Element**

AttributeUsage

Description

A singleton *CartesianSpatial3dCoordinateFrame* that can be used as a default universal Cartesian 3D coordinate frame.

General Types

attributeValues

Cartesian3dSpatialCoordinateFrame

Features

mRefs : LengthValue [3] {redefines mRefs}

By default, the *universalCartesianSpatial3dCoordinateFrame* uses meters as the units on all three axes.

transformation : CoordinateTransformation [0] {redefines transformation}

The *universalCartesianSpatial3dCoordinateFrame* is the "top-level" coordinate frame, not nested in any other frame.

Constraints

None.

9.8.5 SI Prefixes

9.8.5.1 SI Prefixes Overview

This package specifies the SI unit prefixes as defined in [ISO 80000-1], so that they can be used in automated quantity value conversion.

ISO/IEC 80000-1 unit prefixes for decimal multiples and sub-multiples. See also https://en.wikipedia.org/wiki/Unit_prefix.

Name	Symbol	Value
yocto	y	10 ⁻²⁴
zepto	z	10 ⁻²¹
atto	a	10 ⁻¹⁸
femto	f	10 ⁻¹⁵
pico	p	10 ⁻¹²
nano	n	10 ⁻⁹
micro	μ	10 ⁻⁶
milli	m	10 ⁻³
centi	c	10 ⁻²

Name	Symbol	Value
deci	d	10^{-1}
deca	da	10^1
hecto	h	10^2
kilo	k	10^3
mega	M	10^6
giga	G	10^9
tera	T	10^{12}
peta	P	10^{15}
exa	E	10^{18}
zetta	Z	10^{21}
yotta	Y	10^{24}

ISO/IEC 80000-1 prefixes for binary multiples, i.e. multiples of 1024 ($= 2^{10}$). See also https://en.wikipedia.org/wiki/Binary_prefix.

Name	Symbol	Value
kibi	Ki	1024
mebi	Mi	1024^2
gibi	Gi	1024^3
tebi	Ti	1024^4
pebi	Pi	1024^5
exbi	Ei	1024^6
zebi	Zi	1024^7
yobi	Yi	1024^8

9.8.5.2 Elements

9.8.6 SI

9.8.6.1 SI Overview

This package specifies the measurement units as defined in ISO/IEC 80000 parts 3 to 13, the *International System of (Measurement) Units -- Système International d'Unités (SI)*.

The statement `import SI::*;` suffices to make all SI units available in a user model.

9.8.6.2 Elements

9.8.7 US Customary Units

9.8.7.1 US Customary Units Overview

This package specifies all *US Customary* measurement units, with conversion factors to compatible SI units, as defined in *Appendix B "Conversion Factors"* of [NIST SP-811].

The statement `import USCustomaryUnits::*;` suffices to make all US Customary measurement units available in a user model.

9.8.7.2 Elements

9.8.8 Time

9.8.8.1 Time Overview

This package specifies concepts to support time-related quantities and metrology, beyond the quantities duration and time as defined in [ISO 80000-3].

Representations of the Gregorian calendar date and time of day as specified by the [ISO 8601-1] standard are included. Also the Coordinated Universal Time (UTC) time scale is captured.

9.8.8.2 Elements

[SYSML2-182: Universal features can have many values](#)

9.8.8.2.1 Clock

Element

PartDefinition

Description

A *Clock* provides a *currentTime* as a *TimeInstantValue* that advances monotonically over its lifetime.

General Types

Clock

Features

`currentTime : TimeInstantValue {redefines currentTime}`

Constraints

None.

9.8.8.2.2 Date

Element

AttributeDefinition

Description

Generic representation of a time instant as a calendar date.

General Types

TimeInstantValue

Features

None.

Constraints

None.

9.8.8.2.3 DateTime

Element

AttributeDefinition

Description

Generic representation of a time instant as a calendar date and time of day.

General Types

TimeInstantValue

Features

None.

Constraints

None.

9.8.8.2.4 DurationOf

Element

CalculationDefinition

Description

DurationOf returns the duration of a given *Occurrence* relative to a given *Clock*, which is equal to the *TimeOf* the end snapshot of the *Occurrence* minus the *TimeOf* its start snapshot.

General Types

DurationOf

Features

clock : Clock {redefines clock}

Default is inherited *Occurrence::localClock*.

duration : DurationValue {redefines duration}

o : Occurrence {redefines o}

Constraints

None.

9.8.8.2.5 Iso8601DateTime

Element

AttributeDefinition

Description

Representation of an ISO 8601-1 date and time in extended string format.

General Types

UtcTimeInstantValue

Features

num : Real {redefines num}

val : Iso8601DateTimeEncoding

Constraints

None.

9.8.8.2.6 Iso8601DateTimeEncoding

Element

AttributeDefinition

Description

Extended string encoding of an ISO 8601-1 date and time.

General Types

String

Features

None.

Constraints

None.

9.8.8.2.7 Iso8601DateTimeStructure

Element

AttributeDefinition

Description

Representation of an ISO 8601 date and time with explicit date and time component attributes.

General Types

UtcTimeInstantValue

Features

day : Natural

hour : Natural

hourOffset : Integer

microsecond : Natural

minute : Natural

minuteOffset : Integer

month : Natural

num : Real {redefines num}

second : Natural

year : Integer

Constraints

None.

9.8.8.2.8 timeInstant

Element

AttributeUsage

Description

General Types

TimeInstantValue

scalarQuantities

Features

None.

Constraints

None.

9.8.8.2.9 TimeInstantValue

Element

AttributeDefinition

Description

Representation of a time instant quantity. Also known as instant (of time) or point in time.

General Types

ScalarQuantityValue

Features

mRef : TimeScale {redefines mRef}

num : Real {redefines num}

Constraints

None.

9.8.8.2.10 TimeOf

Element

CalculationDefinition

Description

TimeOf returns a *TimeInstantValue* for a given *Occurrence* relative to a given *Clock*. This *TimeInstantValue* is the time of the start of the *Occurrence*, which is considered to be synchronized with the snapshot of the *Clock* with a *currentTime* equal to the returned *timeInstant*.

General Types

Evaluation

TimeOf

Features

clock : Clock {redefines clock}

Default is inherited *Occurrence::localClock*.

o : Occurrence {redefines o}

timeInstant : TimeInstantValue {redefines timeInstant}

Constraints

startTimeConstraint

The *TimeOf* an *Occurrence* is equal to the time of its start snapshot.

timeContinuityConstraint

If one *Occurrence* happens immediately before another, then the *TimeOf* the end snapshot of the first *Occurrence* equals the *TimeOf* the second *Occurrence*.

timeOrderingConstraint

If one *Occurrence* happens before another, then the *TimeOf* the end snapshot of the first *Occurrence* is no greater than the *TimeOf* the second *Occurrence*.

9.8.8.2.11 TimeOfDay

Element

AttributeDefinition

Description

Generic representation of a time instant as a time of day.

General Types

TimeInstantValue

Features

None.

Constraints

None.

9.8.8.2.12 TimeScale

Element

AttributeDefinition

Description

Generic time scale to express a time instant, including a textual definition of the meaning of zero time instant value. Attribute *definitionalEpoch* captures the specification of the time instant with value zero, also known as the (reference) epoch.

General Types

IntervalScale

Features

definitionalEpoch : DefinitionalQuantityValue

definitionalQuantityValues : DefinitionalQuantityValue {redefines definitionalQuantityValues}

unit : DurationUnit

Constraints

None.

9.8.8.2.13 universalClock

Element

PartUsage

Description

universalClock is a single *Clock* that can be used as a default universal time reference.

General Types

universalClock

parts

Clock

Features

None.

Constraints

None.

9.8.8.2.14 UTC

Element

AttributeDefinition

Description

Representation of the Coordinated Universal Time (UTC) time scale.

UTC is the primary time standard by which the world regulates clocks and time. It is within about 1 second of mean solar time at 0° longitude and is not adjusted for daylight saving time. UTC is obtained from International Atomic Time (TAI) by the insertion of leap seconds according to the advice of the International Earth Rotation and Reference Systems Service (IERS) to ensure approximate agreement with the time derived from the rotation of the Earth.

General Types

TimeScale

Features

definitionalEpoch : DefinitionalQuantityValue {redefines definitionalEpoch}

unit : DurationUnit {redefines unit}

Constraints

None.

9.8.8.2.15 utcTimeInstant

Element

AttributeUsage

Description

General Types

UtcTimeInstantValue

timeInstant

Features

None.

Constraints

None.

9.8.8.2.16 UtcTimeInstantValue

Element

AttributeDefinition

Description

Representation of a time instant expressed on the Coordinated Universal Time (UTC) time scale.

General Types

DateTime

Features

mRef : UTC {redefines mRef}

Constraints

None.

9.8.9 Quantity Calculations

9.8.9.1 Quantity Calculations Overview

Basics

In order to enable the use of quantities in expressions this library package specifies the mathematical operators and functions to support quantity arithmetic, and some convenience functions.

Any scalar quantity has a quantity dimension (see [9.8.2.2.2](#)) that specifies the product of powers of base quantities of the applicable system of quantities. Rules for valid quantity dimensions of the variables in quantity expressions are given below, after definition of the possible quantity expression operations. Such rules specify a necessary but not a sufficient condition for valid quantity expressions. For example, *EnergyValue* and *TorqueValue* have the same quantity dimension ($L^2 \cdot M \cdot T^{-2}$ in ISQ), but it is not valid to add an *energy* quantity to a *torque* quantity. Also each *ScalarMeasurementReference* has a quantity dimension, that can be used to check the validity of using constructed quantity values in quantity expressions.

To enable enforcement of model-evaluable type checking on quantity expressions, all direct specializations of (abstract) *ScalarQuantityValue*, *VectorQuantityValue* and *TensorQuantityValue* must be disjoint. *AttributeDefinitions* for quantity types at this first level of specialization are referred to as *top level quantity types*. Furthermore all lower level specializations of quantity *AttributeDefinitions* and *AttributeUsages* must be disjoint at each sibling level. For example, a *kineticEnergy* quantity cannot also be a *potentialEnergy* quantity. Both however, are subsetings of generic *energy* (defined by *EnergyValue*), that is a *top level quantity type*, so they may be added, subtracted, equated or compared.

ScalarQuantityValue Construction

Construction of a literal or variable *ScalarQuantityValue* is done through the `[` operator, matched by a closing `]`. The signature of the corresponding *CalculationDefinition* is:

```
calc def '[' specializes BaseFunctions:: '[' {
  in num: Number[1];
  in mRef: ScalarMeasurementReference[1];
  return quantity : ScalarQuantityValue[1];
}
```

Examples are:

```
attribute mass : MassValue[1] = 24.5 [kg];
attribute x : Real[1] := 58.0;
attribute speed : SpeedValue[1] := 3*x [m/s];
attribute >> ISQ::width default 250.0 [mm];
```

The provided *ScalarMeasurementReference* must have a quantity dimension that is the same as the quantity dimension of the scalar quantity attribute being bound, assigned, defaulted or compared.

ScalarQuantityValue Operations

The following table enumerates the scalar quantity operations. In order to enable concise formulations the following symbols for quantity *AttributeUsages* are defined:

- *x* is defined by *ScalarValues::Real*, i.e. *x* is a real number
- *b* is defined by *ScalarValues::Boolean*, i.e. *b* is a boolean
- *mr* is defined by *ScalarMeasurementReference*, i.e. *mr* is a scalar measurement reference, typically a measurement unit

- s_1, s_2, s_3 are defined by *ScalarQuantityValue*, i.e. they are free or bound scalar quantities
- fs_1, fs_2, fs_3 are defined by *ScalarQuantityValue* $\{:>> isBound = false\}$, i.e. they are free scalar quantities
- bs_1, bs_2, bs_3 are defined by *ScalarQuantityValue* $\{:>> isBound = true\}$, i.e. they are bound scalar quantities

Note. For completeness also invalid operations are listed, for which the result is empty, and an implementation should raise a warning or error.

Note. A mathematical number or a quantity defined by *DimensionOneValue* has by definition quantity dimension 1, i.e. all exponents in the product of powers of the base quantities are zero.

Operator or function expression	Result	Description
$fs_1 + fs_2$	fs_3	Addition of two free scalar quantities returns a free scalar quantity.
$fs_1 + bs_2$	bs_3	Addition of a free and a bound scalar quantity returns a bound scalar quantity.
$fs_1 + fs_2$	bs_3	Addition of a bound and a free scalar quantity returns a bound scalar quantity.
$bs_1 + bs_2$		ERROR. Two bound scalar quantities cannot be added.
$fs_1 - fs_2$	fs_3	Subtraction of a free scalar quantity from a free scalar quantity returns a free scalar quantity.
$fs_1 - bs_2$	bs_3	Subtraction of a bound scalar quantity from a free scalar quantity returns a bound scalar quantity.
$bs_1 - fs_2$	bs_3	Subtraction of a free scalar quantity from a bound scalar quantity returns a bound scalar quantity.
$bs_1 - bs_2$	fs_3	Subtraction of a bound scalar quantity from a bound scalar quantity returns a free scalar quantity.
$fs_1 * x$ or $x * fs_1$	fs_3	Multiplication of a free scalar quantity with a real returns a free scalar quantity.
$bs_1 * x$ or $x * bs_1$		ERROR. A bound scalar quantity cannot be an operand in a multiplication.
$fs_1 * fs_2$	fs_3	Multiplication of two free scalar quantities returns a free scalar quantity.
$fs_1 * bs_2$ or $bs_1 * fs_2$ or $bs_1 * fs_2$		ERROR. A bound scalar quantity cannot be an operand in a multiplication.
fs_1 / fs_2	fs_3	Division of two free scalar quantities returns a free scalar quantity.
fs_1 / bs_2 or bs_1 / fs_2 or bs_1 / fs_2		ERROR. A bound scalar quantity cannot be an operand in a division.
fs_1^x	fs_3	Exponentiation of a free scalar quantity returns a free scalar quantity.
bs_1^x		ERROR. A bound scalar quantity cannot be an operand in an exponentiation.
$isZero(s_1)$	b	Function that asserts whether given scalar quantity is zero or not by returning a boolean.
$isUnit(s_1)$	b	Function that asserts whether given scalar quantity is 1 or not by returning a boolean.
$abs(s_1)$	s_3	Return scalar quantity of same type with absolute numerical value.

Operator or function expression	Result	Description
<code>max(s1, s2)</code>	<code>s3</code>	Return maximum value scalar quantity of same type and <i>mRef</i> of maximum value operand. See note 1.
<code>min(s1, s2)</code>	<code>s3</code>	Return minimum value scalar quantity of same type and <i>mRef</i> of minimum value operand. See note 1.
<code>sqrt(s1)</code>	<code>s3</code>	Return square root value of given scalar quantity. Its quantity dimension exponents are halved.
<code>floor(s1)</code>	<code>s3</code>	Return floor value scalar quantity of same type and <i>mRef</i> as operand.
<code>round(s1)</code>	<code>s3</code>	Return scalar quantity of same type and <i>mRef</i> as operand, with numerical value rounded to nearest integer.
<code>sum(s1[0..*])</code>	<code>s3</code>	Return scalar quantity of same type and <i>mRef</i> as operand, with numerical value equal to cumulative sum of the elements in the operand.
<code>product(s1[0..*])</code>	<code>s3</code>	Return scalar quantity of same type and <i>mRef</i> as operand, with numerical value equal to cumulative product of the elements in the operand.
<code>ConvertQuantity(s1, mr)</code>	<code>s3</code>	Return scalar quantity of same type but with numerical value converted to given target scalar measurement reference.
<code>s1 == s2</code>	<code>b</code>	Return true if scalar quantity operands have equal (effective) value, else false. See Note 1.
<code>s1 != s2</code>	<code>b</code>	Return true if scalar quantity operands do not have equal (effective) value, else false. See Note 1.
<code>s1 < s2</code>	<code>b</code>	Return true if (effective) value of first scalar quantity operand is less than value of second operand, else false. See Note 1.
<code>s1 <= s2</code>	<code>b</code>	Return true if (effective) value of first scalar quantity operand is less than or equal to value of second operand, else false. See Note 1.
<code>s1 > s2</code>	<code>b</code>	Return true if (effective) value of first scalar quantity operand is greater than value of second operand, else false. See Note 1.
<code>s1 >= s2</code>	<code>b</code>	Return true if (effective) value of first scalar quantity operand is greater than or equal to value of second operand, else false. See Note 1.

Note 1. Operands of *min*, *max* functions, and relational operators must have the same *top level quantity type* and be both either free or bound, but may have different *mRefs*.

The rules for valid quantity dimensions for the above operations are:

1. The operands and result of addition (+) and subtraction (-) operations must all have the same quantity dimension, and be of the same *top level quantity type*.
2. The operands of multiplication (*) operations may differ. The result must have a quantity dimension, in which the exponent for each base quantity is the sum of the exponents of the corresponding base quantity of each of the operands.
3. The operands of division (/) operations may differ. The result must have a quantity dimension, in which the exponent for each base quantity is the difference of the exponent of the corresponding base quantity of the first operand minus the exponent of the second operand.
4. The first operand of the exponentiation operator (^) may have any quantity dimension. The result must have a quantity dimension, in which the exponent for each base quantity is the sum of the exponent of the

corresponding base quantity of the first operand plus the value of the second operand (the exponent of the exponentiation operation).

QuantityCalculations is a package of calculation definitions for construction of and computation on *ScalarQuantityValues*.

9.8.9.2 Elements

9.8.10 Vector Calculations

9.8.10.1 Vector Calculations Overview

Basics

In order to enable the use of quantities in expressions this library package specifies the mathematical operators and functions to support vector quantity arithmetic, and some convenience functions. See [9.8.9.1](#) for a general introduction.

VectorQuantityValue Construction

Construction of a literal or variable *VectorQuantityValue* is done through the `[]` operator, matched by a closing `]`. The signature of the corresponding *CalculationDefinition* is:

```
calc def '[' specializes BaseFunctions:: '[' {
  in num : Number[1..n]; // a sequence of numbers that are the numerical values of the vector
  in mRef : VectorMeasurementReference[1];
  return quantity : VectorQuantityValue[1];
  private attribute n = mRef.flattenedSize;
}
```

Typically the measurement reference for a vector quantity is a *CoordinateFrame*, which is a specialization of *VectorMeasurementReference*.

Examples are:

```
attribute datum : ISQ::CartesianSpatial3dCoordinateFrame {
  doc /* The datum is the top level coordinate frame of the system-of-interest */
  :>> mRefs = (mm, mm, mm); // the units on all 3 Cartesian axes are millimetre
}
attribute posVec :>> cartesianPosition3dVector = (200.0, 350.0, 80.0) [datum];
```

The quantity dimensions of the components of a *VectorQuantityValue* are specified through the *mRefs* (defined by *ScalarMeasurementReference*[1..*]) of the *mRef : VectorMeasurementReference*[1] *AttributeUsage* of the vector quantity. This allows to enforce the rules of scalar quantity arithmetic to the components of vector quantities, when they are bound, assigned, defaulted, compared or the result of a vector quantity expression evaluation.

VectorQuantityValue Operations

The following table enumerates the vector quantity operations. In order to enable concise formulations the following symbols for quantity *AttributeUsages* are defined:

- *x* is defined by *ScalarValues::Real*, i.e. *x* is a real number
- *b* is defined by *ScalarValues::Boolean*, i.e. *b* is a boolean
- *fs* is defined by *ScalarQuantityValue* {:>> *isBound* = *false*}, i.e. it is a free scalar quantity
- *bs* is defined by *ScalarQuantityValue* {:>> *isBound* = *true*}, i.e. it is a bound scalar quantity

- $v1, v2, v3$ are defined by *VectorQuantityValue*, i.e. they are free or bound vector quantities
- $fv1, fv2, fv3$ are defined by *VectorQuantityValue* $\{:>> isBound = false\}$, i.e. they are free vector quantities
- $bv1, bv2, bv3$ are defined by *VectorQuantityValue* $\{:>> isBound = true\}$, i.e. they are bound vector quantities
- ct is defined by *CoordinateTransformation*, i.e. it is a coordinate transformation

Note. For completeness also invalid operations are listed, for which the result is empty, and an implementation should raise a warning or error.

Operator or function expression	Result	Description
$fv1+fv2$	$fv3$	Addition of two free vector quantities returns a free vector quantity.
$fv1+bv2$	$bv3$	Addition of a free and a bound vector quantity returns a bound vector quantity.
$bv1+fv2$	$bv3$	Addition of a bound and a free vector quantity returns a bound vector quantity.
$bv1+bv2$		ERROR. Two bound vector quantities cannot be added.
$fv1-fv2$	$fv3$	Subtraction of a free vector quantity from a free vector quantity returns a free vector quantity.
$fv1-bv2$	$bv3$	Subtraction of a bound vector quantity from a free vector quantity returns a bound vector quantity.
$bv1-fv2$	$bv3$	Subtraction of a free vector quantity from a bound vector quantity returns a bound vector quantity.
$bv1-bv2$	$fv3$	Subtraction of a bound vector quantity from a bound vector quantity returns a free vector quantity.
$fv1*x$ or $x*fv1$	$fv3$	Multiplication of a free vector quantity and a real returns a free vector quantity.
$bv1*x$ or $x*bv1$		ERROR. A bound vector quantity cannot be an operand in a multiplication.
$fv1/x$	$fv3$	Division of a free vector quantity by a real returns a free vector quantity.
$bv1/x$		ERROR. A bound vector quantity cannot be an operand in a division.
$fs*fv1$ or $fv1*fs$	$fv3$	Multiplication of a free scalar quantity and a free vector quantity returns a free vector quantity.
$fs*bv1$ or $bv1*fs$		ERROR. A bound vector quantity cannot be an operand in a multiplication.
$fv1/fs$	$fv3$	Division of a free vector quantity by a free scalar quantity returns a free vector quantity.
$bv1/bs$		ERROR. A bound vector quantity or a bound scalar quantity cannot be an operand in a division.
$inner(v1, v2)$	x	Inner product (aka dot product) of two vector quantities returns a real number.
$outer(v1, v2)$	$v3$	Outer product (aka cross product) of two vector quantities returns a free vector quantity if both operands are free vectors, else a bound vector quantity.
$norm(v1)$	fs	Norm of a vector quantity returns a free scalar quantity representing the magnitude of the vector.
$angle(v1, v2)$	fs	Angle of two vector quantities returns a scalar quantity representing the angle (in radian) between the two vectors.

Operator or function expression	Result	Description
<code>isZeroVectorQuantity(v1)</code>	boolean	Function that asserts whether given vector quantity is a zero vector or not by returning a boolean.
<code>isUnitVectorQuantity(v1)</code>	boolean	Function that asserts whether given vector quantity is a unit vector or not by returning a boolean.
<code>transform(ct, v1)</code>	v3	Transform a vector quantity according to a coordinate transformation, which returns a vector quantity transformed into the target coordinate frame of the given coordinate transformation.

The rules for valid quantity dimensions for the above operations are:

1. The vector quantities for all operands and results must have compatible *mRef* : *VectorMeasurementReference*[1]. Here compatible means that the *mRef* of each vector quantity must have the same dimensions, and their *mRef.mRefs* must have the same quantity dimension for each vector component.
2. The operands and result of addition (+) and subtraction (-) operations must all have the same *mRef* : *VectorMeasurementReference*[1], and be of the same *top level quantity type*.
3. The operands of a multiplication (*) operation can be any free vector quantity and free scalar quantity. The result of a must have an *mRef*, in which for each vector component the exponent for each base quantity is the sum of the exponent of the corresponding base quantity of the component of the vector operand plus the exponent of the scalar operand.
4. The operands of a division (/) operation can be any free vector quantity and free scalar quantity. The result of a must have an *mRef*, in which for each vector component the exponent for each base quantity is the difference of the exponent of the corresponding base quantity of the component of the vector operand minus the exponent of the scalar operand.
5. The operands of the inner product must all have the same *mRef*, i.e. coordinate frame, and therefore component-wise the same quantity dimensions.
6. The operands and the result of the outer product must all have the same *mRef*, i.e. coordinate frame, and therefore component-wise the same quantity dimensions.
7. The operand of the `norm`, `isZeroVectorQuantity`, `isUnitVectorQuantity` can be any vector quantity. The result of the `norm` function is a free scalar quantity that has an *mRef* compatible with the magnitude of the vector quantity operand.
8. For the `transform` function, the *mRef* of the vector quantity operand must be the `source` coordinate frame of the coordinate transformation operand. The result vector quantity must have an *mRef* that is equal to the `target` coordinate frame of the coordinate transformation operand. This specifies all involved quantity dimensions.

VectorCalculations is a package of calculation definitions for construction of and computation on *VectorQuantityValues*.

9.8.10.2 Elements

9.8.11 Tensor Calculations

9.8.11.1 Tensor Calculations Overview

Basics

In order to enable the use of quantities in expressions this library package specifies the mathematical operators and functions to support tensor quantity arithmetic, and some convenience functions. See [9.8.9.1](#) for a general introduction.

TensorQuantityValue Construction

Construction of a literal or variable *TensorQuantityValue* is done through the `[` operator, matched by a closing `]`. The signature of the corresponding *CalculationDefinition* is:

```

calc def '[' specializes BaseFunctions:: '[' {
  in num : Number[1..n] ordered; // a sequence of numbers that are the numerical values of the
  in mRef : TensorMeasurementReference[1];
  return quantity : TensorQuantityValue[1];
  private attribute n = mRef.flattenedSize;
}

```

The quantity dimensions of the components of a *TensorQuantityValue* are specified through the *mRefs* (defined by *ScalarMeasurementReference*[1..*]) of the *mRef* : *TensorMeasurementReference*[1] *AttributeUsage* of the tensor quantity. This allows to enforce the rules of scalar quantity arithmetic to the components of tensor quantities, when they are bound, assigned, defaulted, compared or the result of a tensor quantity expression evaluation.

TensorQuantityValue Operations

The following table enumerates the tensor quantity operations. In order to enable concise formulations the following symbols for *AttributeUsages* are defined:

- *x* is defined by *ScalarValues*::*Real*, i.e. *x* is a real number
- *b* is defined by *ScalarValues*::*Boolean*, i.e. *b* is a boolean
- *v1*, *v2*, *v3* are defined by *VectorQuantityValue*, i.e. they are vector quantities
- *T1*, *T2*, *T3* are defined by *TensorQuantityValue*, i.e. they are tensor quantities
- *ct* is defined by *CoordinateTransformation*, i.e. it is a coordinate transformation

Operator or function expression	Result	Description
$T1+T2$	$T3$	Addition of two tensor quantities returns a tensor quantity, with all corresponding component values added.
$T1-T2$	$T3$	Subtraction of a tensor quantity from another tensor quantity returns a tensor quantity, with all corresponding component values of the second operand subtracted from those of the first operand.
$T1*x$ or $x*T1$	$T3$	Multiplication of a tensor quantity and a real number returns a tensor quantity, with all component values multiplied by <i>x</i> .
$T1/x$	$T3$	Division of a tensor quantity with a real number returns a tensor quantity, with all component values divided by <i>x</i> .
$T1*v1$ or $v1*T1$	$v3$	Multiplication of a tensor quantity and a vector quantity returns a vector quantity. The tensor and vector must have compatible (covariant and contravariant) dimensions.
<code>isZeroTensorQuantity($T1$)</code>	<code>Boolean</code>	Function that asserts whether given tensor quantity is a zero tensor or not by returning a boolean.
<code>isUnitTensorQuantity($T1$)</code>	<code>Boolean</code>	Function that asserts whether given tensor quantity is a unit tensor or not by returning a boolean.

Operator or function expression	Result	Description
<code>transform(ct, T1)</code>	T3	Transform a tensor quantity according to a coordinate transformation, which returns a tensor quantity transformed into the target coordinate frame of the given coordinate transformation.

TensorCalculations is a package of calculation definitions for construction of and computation on *TensorQuantityValues*.

9.8.11.2 Elements

9.8.12 Measurement Ref Calculations

9.8.12.1 Measurement Ref Calculations Overview

Similar to computations with *ScalarQuantityValues* and *VectorQuantityValues* in quantity expressions, it is also possible to create measurement reference expressions to compute with *MeasurementUnits* and *CoordinateFrames*.

MeasurementUnit and CoordinateFrame Operations

The following table enumerates the measurement unit and coordinate frame operations. In order to enable concise formulations the following symbols for *AttributeUsages* are defined:

- *x* is defined by *ScalarValues::Real*, i.e. *x* is a real number
- *u1, u2, u3* are defined by *MeasurementUnit*, i.e. they are measurement units
- *fcf1, fcf2* are defined by *CoordinateFrame{:>> isBound = false;}*, i.e. they are free coordinate frames
- *bcf1, bcf2* are defined by *CoordinateFrame{:>> isBound = true;}*, i.e. they are bound coordinate frames

Operator or function expression	Result	Description
<code>u1*u2</code>	<code>u3</code>	Multiplication of two measurement units returns a (derived) measurement unit, with quantity dimension exponents changed such that the exponent of the first operand is added to that of the second, for each base quantity. Equal terms in nominator and denominator cancel out.
<code>u1/u2</code>	<code>u3</code>	Division of two measurement units returns a (derived) measurement unit, with quantity dimension exponents changed such that the exponent of the second operand is subtracted from that of the first, for each base quantity. Equal terms in nominator and denominator cancel out.
<code>u1^x</code>	<code>u3</code>	Exponentiation of a measurement unit returns a (derived) measurement unit.
<code>cf1*u1</code>	<code>cf2</code>	Return a coordinate frame (with <code>isBound</code> default <code>false</code>), that has its quantity dimension exponents for all component <code>mRefs</code> changed by adding the corresponding base quantity exponent of the measurement unit.
<code>bfc1*u1</code>	<code>cf2</code>	Return a coordinate frame (with <code>isBound</code> default <code>true</code>), that has its quantity dimension exponents for all component <code>mRefs</code> changed by adding the corresponding base quantity exponent of the measurement unit.

Operator or function expression	Result	Description
cf1/u1	cf2	Return a coordinate frame (with <code>isBound</code> default <code>false</code>), that has its quantity dimension exponents for all component <code>mRefs</code> changed by subtracting the corresponding base quantity exponent of the measurement unit.
bf1/u1	cf2	Return a coordinate frame (with <code>isBound</code> default <code>true</code>), that has its quantity dimension exponents for all component <code>mRefs</code> changed by subtracting the corresponding base quantity exponent of the measurement unit.

Examples of measurement unit expressions are:

```
attribute <'m/s'> 'metre per second' : SpeedUnit = m/s;
attribute <'N·m'> 'newton metre' : EnergyUnit = N*m;
```

Examples of coordinate frame and measurement unit expressions are:

```
attribute spatialCF: CartesianSpatial3dCoordinateFrame[1] { :>> mRefs = (m, m, m); }
attribute velocityCF: CartesianVelocity3dCoordinateFrame[1] = spatialCF/s { :>> isBound = false; }
attribute accelerationCF: CartesianAcceleration3dCoordinateFrame[1] = velocityCF/s;
```

9.8.12.2 Elements

A Annex: Example Model

(Informative)

A.1 Introduction

The example presented in this Annex is intended to illustrate how SysML can be used to model a system. The example is a simple vehicle model that highlights selected language features. Both the graphical and corresponding textual notation are presented.

A.2 Model Organization

The *SimpleVehicleModel* is organized into a hierarchy of packages, where some packages contain nested packages. The *Definitions* package contains nested packages for part definitions, attribute definitions, port definitions, item definitions, action definitions, requirements definitions, and other kinds of definition elements. The *VehicleConfigurations* package contains two design configurations that are modeled as usages of the definition elements from the *Definitions* package. Each vehicle configuration contains packages that contain its parts, actions, and requirements. This model includes separate packages for *VehicleAnalysis*, *VehicleVerification*, *Individuals*, and *View_Viewpoints*. The *VehicleAnalysis* package contains analysis cases to analyze the system, and the *VehicleVerification* package contains verification cases and the verification system to verify the system. The *Views_Viewpoints* package specifies user-defined views. Additional packages that are not shown include a *MissionContext* package that contains use cases for how the vehicle is used in a particular context, and a *VehicleFamily* package that contains a model with variation points from which specific vehicle configurations can be derived. The package for the International System of Quantities (*ISQ*) is imported into this model from the SysML model library so its content can be used to specify standard quantities and units. Imported packages can be shown with a dashed outline package symbol as shown in the figure or with an import relationship between the importing package and the imported package.

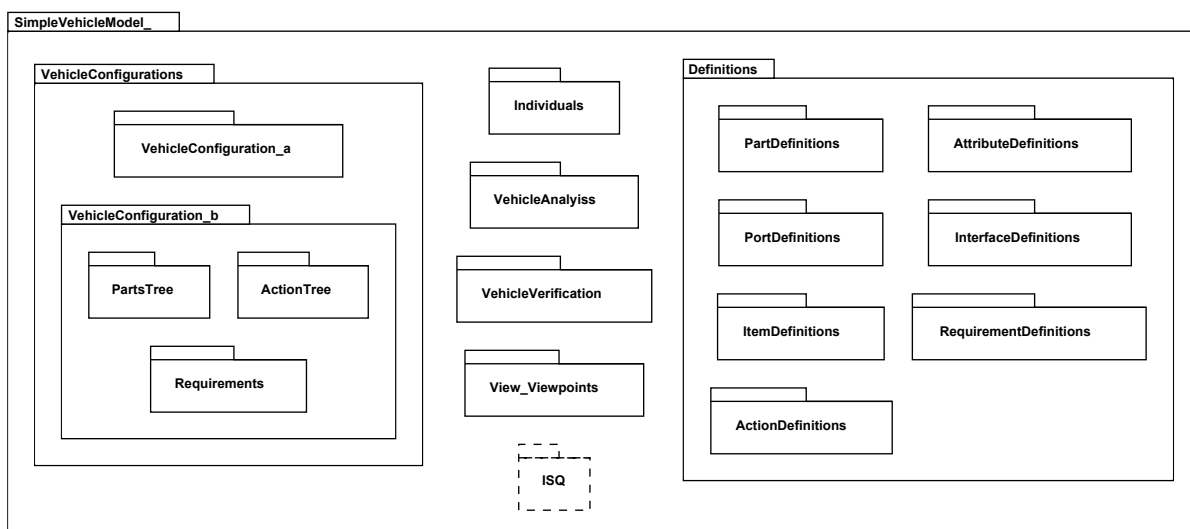


Figure 55. Model Organization for SimpleVehicleModel

```
package SimpleVehicleModel{
    import ISQ::*;
    package Definitions { ... }
```

```

package VehicleConfigurations{
    package VehicleConfiguration_a{ ... }
    package VehicleConfiguration_b{
        package PartsTree{ ... }
        package ActionTree{ ... }
        package Requirements{ ... }
    }
}
package VehicleAnalysis{ ... }
package VehicleVerification{ ... }
package Individuals{ ... }
package Views_Viewpoints{ ... }
...
}

```

The packages of a system model are often organized and managed to enable team members to work collaboratively on different aspects of the model, where each package contains cohesive content that can be worked on independently. The *VehicleConfigurations* package would typically import packages for each major system element (e.g., subsystem) to aid in collaborative development, although this was not done for this simple example.

A.3 Definitions

[SYSML2-158: Example FrontAxle definition](#)

The *Definitions* package contains a nested *PartDefinitions* package that contains definitions for the parts that are used to represent the vehicle configurations. This includes the part definition for a *Vehicle*, whose features include attributes, ports, actions, and states.

«part def» Vehicle
<i>attributes</i>
Tmax:> temperature acceleration:> acceleration brakePedalDepressed: Boolean cargoMass:> mass dryMass:> mass electricalPower:> power maintenanceTime: DateTime mass:> mass position:> length velocity:> speed
<i>ports</i>
ignitionCmdPort: IgnitionCmdPort pwrCmdPort: PwrCmdPort vehicleToRoadPort: VehicleToRoadPort
<i>actions</i>
perform providePower perform provideBraking perform controlDirection perform performSelfTest perform applyParkingBrake perform senseTemperature
<i>states</i>
exhibit vehicleStates

Figure 56. Part Definition for Vehicle

```

part def Vehicle {
    attribute mass:>ISQ::mass;
    attribute dryMass:>ISQ::mass;
    attribute cargoMass:>ISQ::mass;
    attribute position:>ISQ::length;
    attribute velocity:>ISQ::speed;
    attribute acceleration:>ISQ::acceleration;
    attribute electricalPower:>ISQ::power;
    attribute Tmax:>ISQ::temperature;
    attribute maintenanceTime: Time::DateTime;
    attribute brakePedalDepressed: Boolean;
    port ignitionCmdPort: IgnitionCmdPort;
    port pwrCmdPort: PwrCmdPort;
    port vehicleToRoadPort: VehicleToRoadPort;
    perform action providePower;
    perform action provideBraking;
    perform action controlDirection;
    perform action performSelfTest;
    perform action applyParkingBrake;
    perform action senseTemperature;
    exhibit state vehicleStates;
}

```

The attributes called *mass*, *dryMass*, and *cargoMass* are each a kind of the base *mass* attribute imported from the standard SysML *ISQ* library model (see [9.8.4](#)). Values of the attribute quantities contained in this library can then be

assigned standard units from the *SI* (see 9.8.6) or *USCustomaryUnits* (see 9.8.7) library models. For example, the value of the *mass* of the *Vehicle* can be assigned the unit of kilogram (*SI::kg*). The *Vehicle* also contains other quantity attributes such as its *position* and *velocity*.

The *Vehicle* contains three ports called *ignitionCmdPort*, *pwrCmdPort* and *vehicleToRoadPort*, which are interaction points that provide ignition and fuel commands to the vehicle, and transfer vehicle torque to the road. The *Vehicle* performs the action *providePower* to accelerate the vehicle, and other actions that include *performSelfTest* and *applyParkingBrake*. In addition, the *Vehicle* exhibits its *vehicleStates*.

The *Vehicle* represents a class of individual vehicles which is defined by its attributes, ports, actions, and states. Other part definitions can be specified in a similar way to build a reusable library of part definitions.

The part definition for *FuelTank* contains an attribute called *mass* and an attribute called *fuelKind*. The attribute *fuelKind* is defined by the enumeration *FuelKind* that contains literal values for different kinds of fuel such as *gas* and *diesel*. The *FuelTank* also contains an item called *fuel*. An item is often used to represent something that flows through a system or is stored by a system. The fuel is not considered to be part of the *FuelTank*, so *fuel* is modeled as a referential feature (shown graphically using the white diamond symbol instead of the black diamond).

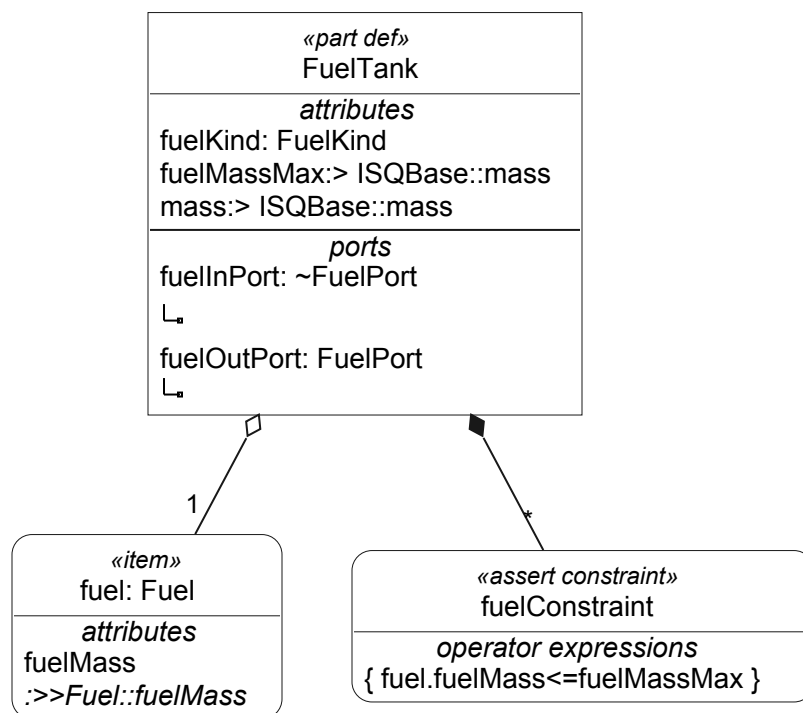


Figure 57. Part Definition for FuelTank Referencing Fuel it Stores

```

part def FuelTank{
  attribute mass :> ISQ::mass;
  attribute fuelKind:FuelKind;
  ref item fuel:Fuel{
    attribute redefines fuelMass;
  }
  attribute fuelMassMax:>ISQ::mass;
  assert constraint fuelConstraint {fuel.fuelMass<=fuelMassMax}
  port fuelOutPort:FuelPort;
  port fuelInPort:~FuelPort;
}
  
```

The *fuel* contains an attribute called *fuelMass*. The *FuelTank* contains an attribute called *fuelMassMax*, which represents the maximum amount of fuel that a *FuelTank* can store. A constraint is imposed that the *fuelMass* must be less than or equal to the *fuelMassMax*. The constraint is asserted to be true because, if the *fuelMass* exceeds the *fuelMassMax*, the model would be inconsistent and the model validation should generate an error. If assert is not used with the constraint, the model could evaluate the constraint to be false, and the model validation should not generate an error.

The *FuelTank* also contains a *fuelInPort* and a *fuelOutPort*. The *fuelOutPort* is defined by *FuelPort* that contains a directed feature to represent the fuel flowing out of this port. The *fuelInPort* is defined by a port definition that is the conjugate of the *FuelPort*. The conjugate is notated with a tilde (~) in front of the port definition name. The conjugate reverses the direction of each directed feature of the port that it conjugates, which in this case reverses the direction of the fuel to flow in to the port instead of out from the port. Note that the directed features are not shown in the figure but are specified as part of the definition of *FuelPort*.

The part definition for *Axle* contains the attribute *mass*. *FrontAxle* is a specialization of *Axle* that inherits its *mass* attribute and contains an additional attribute called *steeringAngle*.

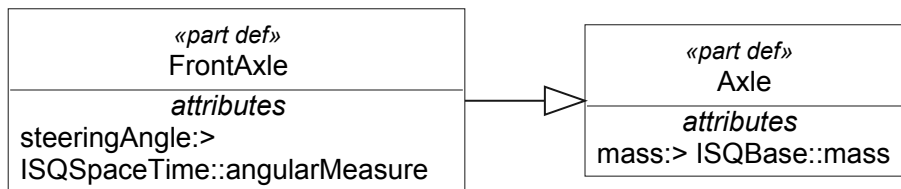


Figure 58. Axle and its Subclass FrontAxle

```

part def Axle{
    attribute mass:>ISQ::mass;
}
part def FrontAxle:>Axle{
    attribute steeringAngle:>ISQ::angularMeasure;
}
  
```

The *Definitions* package also contains several other kinds of definition elements. The port definition *FuelPort* contains an item called *fuel* that can flow out of the port. The *fuel* is defined by the item definition *Fuel* that contains a *mass* attribute. The interface definition *FuelInterface* is used to connect a *fuelOutPort* to a *fuelInPort*. The definition also specifies that *Fuel* flows across this interface. The item definition *FuelCmd* contains an attribute called *throttleLevel* that is defined by a *Real*. The action definition *ProvidePower* contains an input item *fuelCmd* that is defined by *FuelCmd*. It also contains an output attribute called *wheelToRoadTorque* that has multiplicity of 2, and is defined by the attribute definition *TorqueValue*.

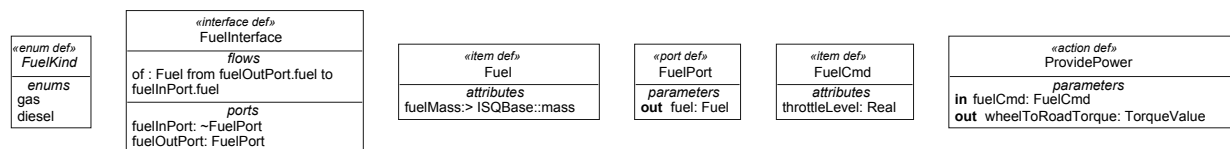


Figure 59. Example Definition Elements

```

action def ProvidePower {
    in item fuelCmd:FuelCmd;
    out wheelToRoadTorque:TorqueValue[2];
}

item def FuelCmd{
    attribute throttleLevel:Real;
}
  
```

```

}

port def FuelPort{
  out item fuel:Fuel;
}

item def Fuel{
  attribute fuelMass:>ISQ::mass;
}

interface def FuelInterface{
  end fuelOutPort:FuelPort;
  end fuelInPort:~FuelPort;
  flow of Fuel from fuelOutPort.fuel to fuelInPort.fuel;
}

enum def FuelKind {gas; diesel;}

```

A.4 Parts

The *VehicleConfigurations* package contains two usages of the *Vehicle* part definition called *vehicle_a* and *vehicle_b*. The *vehicle_b* configuration is shown below. The part *vehicle_b* inherits features from its part definition *Vehicle*. It can then redefine or subset its inherited features and add new features. As an example, *vehicle_b* redefines the *mass* attribute it inherited from *Vehicle* and further constrains its mass to be the sum of its *dryMass*, *cargoMass*, and *fuelMass*. It redefines other features including other attributes, ports, actions, and states in a similar manner. Its actions are redefined to perform actions that are contained in the *ActionTree*. For example, the inherited action from *Vehicle* to *providePower* is redefined by *ActionTree::providePower*. As described in [A.6](#), the *providePower* contained in *ActionTree* is decomposed into other actions.

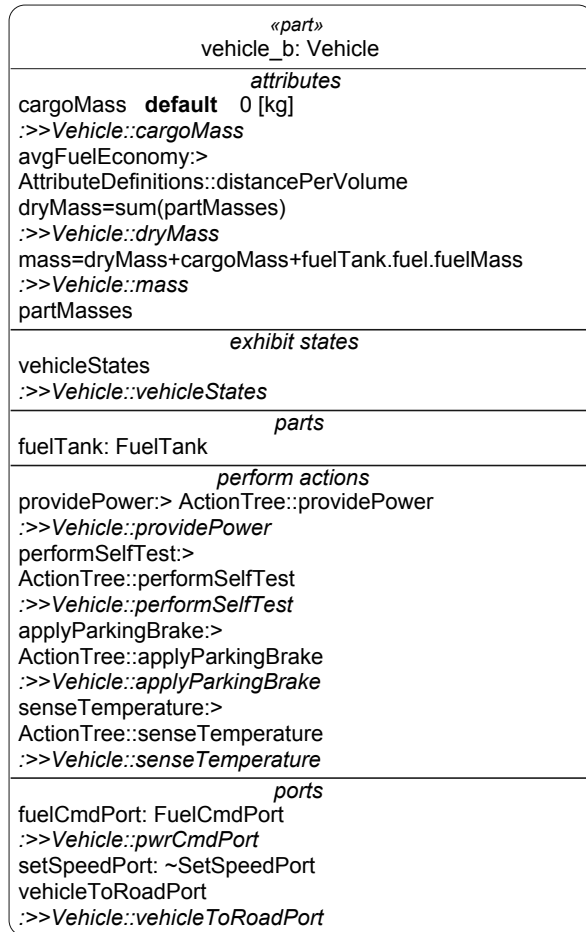


Figure 60. Part Usage for vehicle_b

```

part vehicle_b:Vehicle{
    attribute mass redefines mass=
        dryMass+cargoMass+fuelTank.fuel.fuelMass;
    attribute dryMass redefines dryMass=sum(partMasses);
    attribute redefines cargoMass default 0 [kg];
    attribute partMasses=(...); // collection of part.mass
    attribute fuelEconomy :> distancePerVolume;
    port fuelCmdPort:FuelCmdPort redefines pwrCmdPort{
        in item fuelCmd redefines pwrCmd;
    }
    port setSpeedPort:~SetSpeedPort;
    port vehicleToRoadPort redefines vehicleToRoadPort{
        port wheelToRoadPort1:WheelToRoadPort;
        port wheelToRoadPort2:WheelOtRoadPort;
    }
    perform ActionTree::providePower redefines providePower;
    perform ActionTree::performSelfTest redefines performSelfTest;
    perform ActionTree::applyParkingBrake redefines applyParkingBrake;
    perform ActionTree::senseTemperature redefines senseTemperature;
    exhibit States::vehicleStates redefines vehicleStates;
}
part fuelTank:FuelTank{
    ...
}

```

```

    ...
}

```

A *parts tree* is a representation of the decomposition of a part into its constituent parts. Different part usages with the same definition, such as *vehicle_a* and *vehicle_b*, can have different decompositions. As shown below, *vehicle_b* is composed of several parts, including an *engine*, *starterMotor*, *transmission*, *driveshaft*, *frontAxleAssembly*, *rearAxleAssembly*, *fuelTank*, and *vehicleSoftware*. The *frontAxleAssembly* contains a *frontAxle* and two *frontWheels* as designated by the multiplicity [2]. The *rearAxleAssembly* contains a *rearAxle*, *differential*, *rearWheel1*, and *rearWheel2*. Note that some of the definition elements are elided from the figure but are visible in the textual notation. As always, views of the model only show selected aspects of the model.

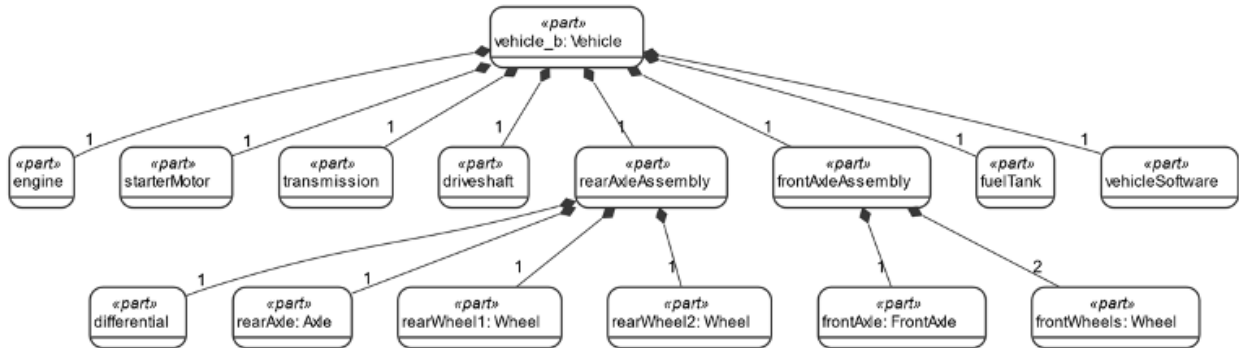


Figure 61. Parts Tree for vehicle_b

```

part vehicle_b:Vehicle {
    ...
    part starterMotor:StarterMotor;
    part fuelTank:FuelTank;
    part engine:Engine;
    part transmission:Transmission;
    part driveshaft:Driveshaft;
    part rearAxleAssembly{
        part differential:Differential;
        part rearAxle:Axle;
        part rearWheel1:Wheel;
        part rearWheel2:Wheel;
    }
    part frontAxleAssembly{
        part frontAxle:FrontAxle;
        part frontWheels:Wheel[2];
    }
    part vehicleSoftware:VehicleSoftware;
}

```

The *VehicleConfigurations* package also contains the *engine4Cyl* variant that subsets *engine*. In general, an *engine* can contain 4 to 8 *cylinders*. The *engine4Cyl* variant redefines the set of 4..8 cylinders to be exactly 4 *cylinders*, and then subsets the set of 4 cylinders to create *cylinder1*, *cylinder2*, *cylinder3*, and *cylinder4*. (See also the example of variability modeling in [A.12.](#))

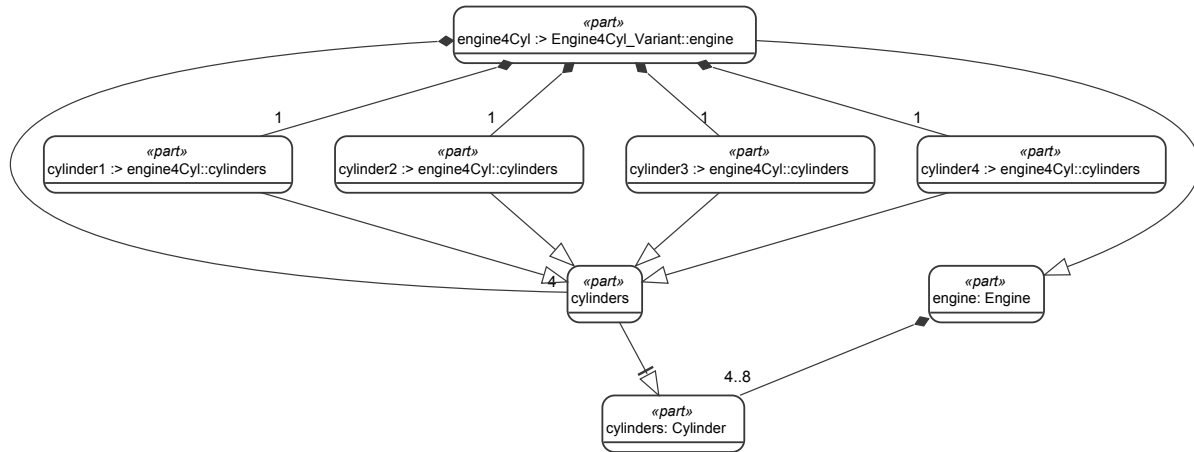


Figure 62. Variant engine4Cyl

```

part engine:Engine{
    part cylinders:Cylinder [4..8] ordered;
}

part engine4Cyl:>engine{
    part redefines cylinders[4];
    part cylinder1[1] subsets cylinders;
    part cylinder2[1] subsets cylinders;
    part cylinder3[1] subsets cylinders;
    part cylinder4[1] subsets cylinders;
}

```

A.5 Parts Interconnection

The various constituent parts of *vehicle_b* are interconnected via their ports. The *fuelCmdPort* on *vehicle_b* is delegated to the *fuelCmdPort* on the engine using a binding connection. The *controlPort* on the *vehicleController* is connected to the *engineControlPort* on the engine. The *controlPort* is defined by *ControlPort* and the *engineControlPort* is defined by a port definition that is the conjugate of the *ControlPort* (that is, the directions of all its directed features are reversed relative to those of the original port definition).

The *drivePwrPort* on the engine is connected to the *clutchPort* on the transmission by an interface. The interface is defined by an interface definition whose port at one end of the interface is defined as *DrivePwrPort* and whose port at the other end of the interface is defined as the conjugate of the *DrivePwrPort*. The *DrivePwrPort* contains the directed feature *out engineTorque:Torque*. The conjugate of the *DrivePwrPort* contains the directed feature *in engineTorque:Torque*.

The *fuelOutPort* on the *fuelTank* is connected to the *fuelInPort* on the *Engine* by an interface. This interface is defined by the interface definition *FuelInterface* which contains a flow of *Fuel*. This flow can be shown as a solid arrowhead on the connection between the ports but is not shown in this particular view.

Connections can be made directly between nested parts without having to establish a connection between the corresponding composite parts. For example, the port on the *driveShaft* can connect directly to a port on the *differential* without having to connect first to the *rearAxleAssembly* that composes the *differential*. Ports can also be nested within a composite port as shown by the *vehicleToRoadPort*, which contains a nested port for each rear wheel.

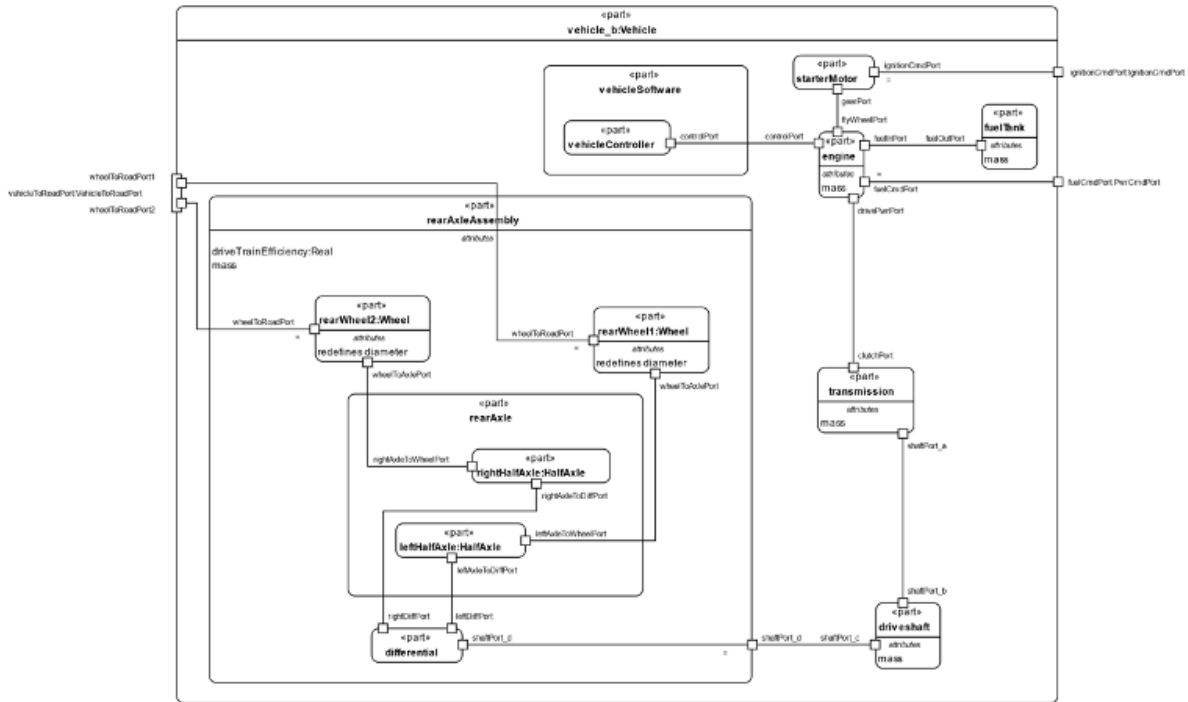


Figure 63. Parts Interconnection for vehicle_b

```

part vehicle_b : Vehicle{
  port fuelCmdPort redefines pwrCmdPort;
  port vehicleToRoadPort redefines vehicleToRoadPort{
    port wheelToRoadPort1;
    port wheelToRoadPort2;
  }
  part fuelTank:FuelTank{
    port fuelOutPort;
  }
  part rearAxleAssembly{
    port shaftPort_d;
    part rearWheel1:Wheel{
      port :>>wheelToRoadPort;
      port :>>wheelToAxlePort;
    }
    part rearWheel2:Wheel{
      port :>>wheelToRoadPort;
      port :>>wheelToAxlePort;
    }
  }
  part differential:Differential{
    port shaftPort_d;
    port leftDiffPort;
    port rightDiffPort;
  }
  part rearAxle{
    part leftHalfAxle:HalfAxle{
      port leftAxleToDiffPort;
      port leftAxleToWheelPort;
    }
    part rightHalfAxle:HalfAxle{
      port rightAxleToDiffPort;
    }
  }
}

```

```

        port rightAxleToWheelPort;
    }
}

bind shaftPort_d = differential.shaftPort_d;
connect differential.leftDiffPort
    to rearAxle.leftHalfAxle.leftAxleToDiffPort;
connect differential.rightDiffPort
    to rearAxle.rightHalfAxle.rightAxleToDiffPort;
connect rearAxle.leftHalfAxle.leftAxleToWheelPort
    to rearWheel1.wheelToAxlePort;
connect rearAxle.rightHalfAxle.rightAxleToWheelPort
    to rearWheel2.wheelToAxlePort;
}

part starterMotor:StarterMotor{
    port ignitionCmdPort;
    port gearPort;
}
part engine:Engine{
    port fuelCmdPort;
    port drivePwrPort:DrivePwrPort;
    port fuelInPort;
    port flyWheelPort;
    port controlPort;
}
part transmission:Transmission{
    port clutchPort:~DrivePwrPort;
    port shaftPort_a;
}
part driveshaft:Driveshaft{
    port shaftPort_b;
    port shaftPort_c;
}
part vehicleSoftware:VehicleSoftware{
    part vehicleController {
        port controlPort;
    }
}

//connections
bind engine.fuelCmdPort = fuelCmdPort;
bind starterMotor.ignitionCmdPort = ignitionCmdPort;

interface engineToTransmissionInterface:EngineToTransmissionInterface
    connect engine.drivePwrPort to transmission.clutchPort;

interface fuelInterface:FuelInterface
    connect fuelTank.fuelOutPort to engine.fuelInPort;

connect vehicleSoftware.vehicleController.controlPort
    to engine.controlPort;
connect starterMotor.gearPort
    to engine.flyWheelPort;
connect transmission.shaftPort_a
    to driveshaft.shaftPort_b;
connect driveshaft.shaftPort_c
    to rearAxleAssembly.shaftPort_d;
bind rearAxleAssembly.rearWheel1.wheelToRoadPort
    = vehicleToRoadPort.wheelToRoadPort1;

```

```

    bind rearAxleAssembly.rearWheel2.wheelToRoadPort
      = vehicleToRoadPort.wheelToRoadPort2;
  }

```

A.6 Actions

The definition and usage pattern applies not only to parts and part definitions, but to most constructs in SysML. As shown below, the action *providePower* is defined by the action definition *ProvidePower*. The action *providePower* contains actions to *generateTorque*, *amplifyTorque*, *transferTorque*, and *distributeTorque*, each of which have their own definitions. The actions inherit their input and output parameters from their definition and redefine them as necessary (Note: the inherited parameters are not shown.)

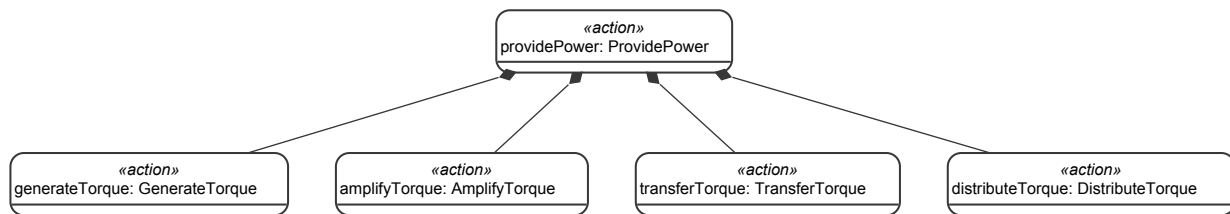


Figure 64. Action *providePower*

```

action providePower:ProvidePower{
  action generateTorque:GenerateTorque;
  action amplifyTorque:AmplifyTorque;
  action transferTorque:TransferTorque;
  action distributeTorque:DistributeTorque;
  ...
}

```

As shown in Fig. 60, the part *vehicle_b* performs the action *providePower*. The subparts of *vehicle_b* then perform the appropriate subactions of *providePower*. For example, the part *engine* performs the action *providePower.generateTorque*, which redefines the *generateTorque* action inherited from its definition.

The output of each subaction of *providePower* is connected by a flow connection to the input of another subaction, except for *distributeTorque*, whose outputs are bound to the outputs of *providePower*. The input and output parameters are streaming unless designated as succession flows, meaning that the inputs continue to be consumed and the outputs continue to be produced as the action executes.

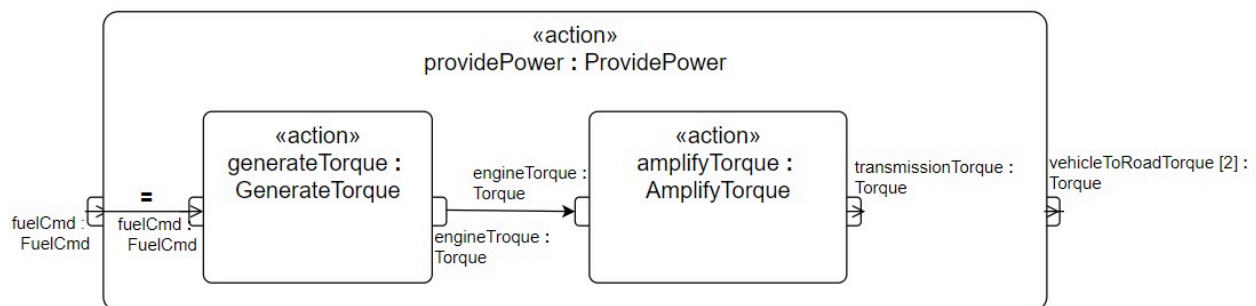


Figure 65. Action flow for *providePower*

```

action providePower:ProvidePower{
  ...
  bind fuelCmd = generateTorque.fuelCmd;
  flow generateTorque.engineTorque to amplifyTorque.engineTorque;
}

```

```

    flow amplifyTorque.transmissionTorque to transferTorque.transmissionTorque;
    flow transferTorque.driveshaftTorque to distributeTorque.driveshaftTorque;
    bind distributeTorque.wheelToRoadTorque = wheelToRoadTorque;
}

```

The *transportPassenger_1* use case contains a sequence of actions for a *Vehicle* to transport passengers. The use case is defined by a use case definition called *TransportPassenger*. The actions *passenger1GetInVehicle* and *driverGetInVehicle* are performed concurrently after the start of the use case. After both these actions complete, an accept action is triggered upon receipt of an *IgnitionCmd*. After this, the actions *driveVehicleToDestination* and *providePower* can proceed concurrently. Once these are both completed, then the actions *passenger1GetOutOfVehicle* and *driverGetOutOfVehicle* are performed concurrently, after which the *transportPassenger* use case is done. The fork and join control nodes and the successions (i.e., first and then) are used to control the action sequence.

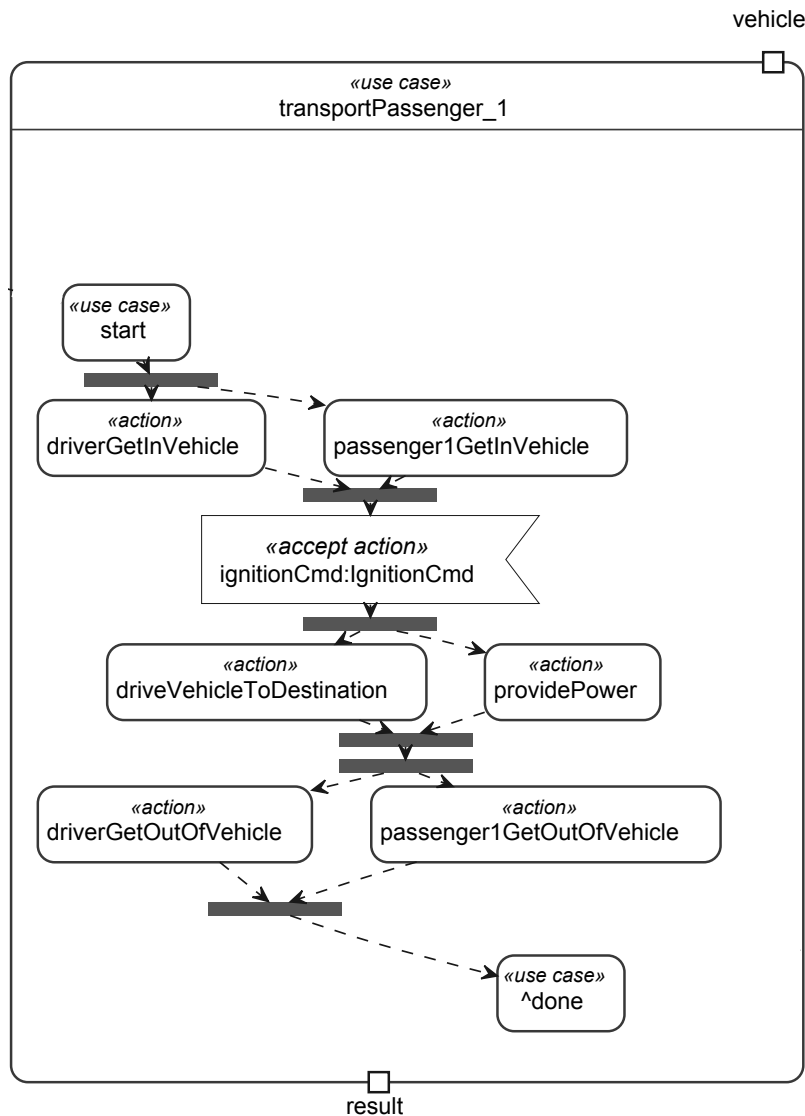


Figure 66. Action flow for transportPassenger

```

use case transportPassenger_1:TransportPassenger{
  //action declarations

```

```

...
first start;
then fork fork1;
    then driverGetInVehicle;
    then passenger1GetInVehicle;
first driverGetInVehicle then join1;
first passenger1GetInVehicle then join1;
first join1 then trigger;
first trigger then fork2;
fork fork2;
    then driveVehicleToDestination;
    then providePower;
first driveVehicleToDestination then join2;
first providePower then join2;
first join2 then fork3;
fork fork3;
    then driverGetOutOfVehicle;
    then passenger1GetOutOfVehicle;
first driverGetOutOfVehicle then join3;
first passenger1GetOutOfVehicle then join3;
first join3 then done;
}

```

A.7 States

The states of a *Vehicle* enable selected actions to be performed. The *Vehicle* exhibits its state *vehicleStates*. This state is a parallel state, so its substates *operatingStates* and *healthStates* are concurrent. The states *operatingStates* and *healthStates* are not parallel, so only one of each of their substates can be active at any given time.

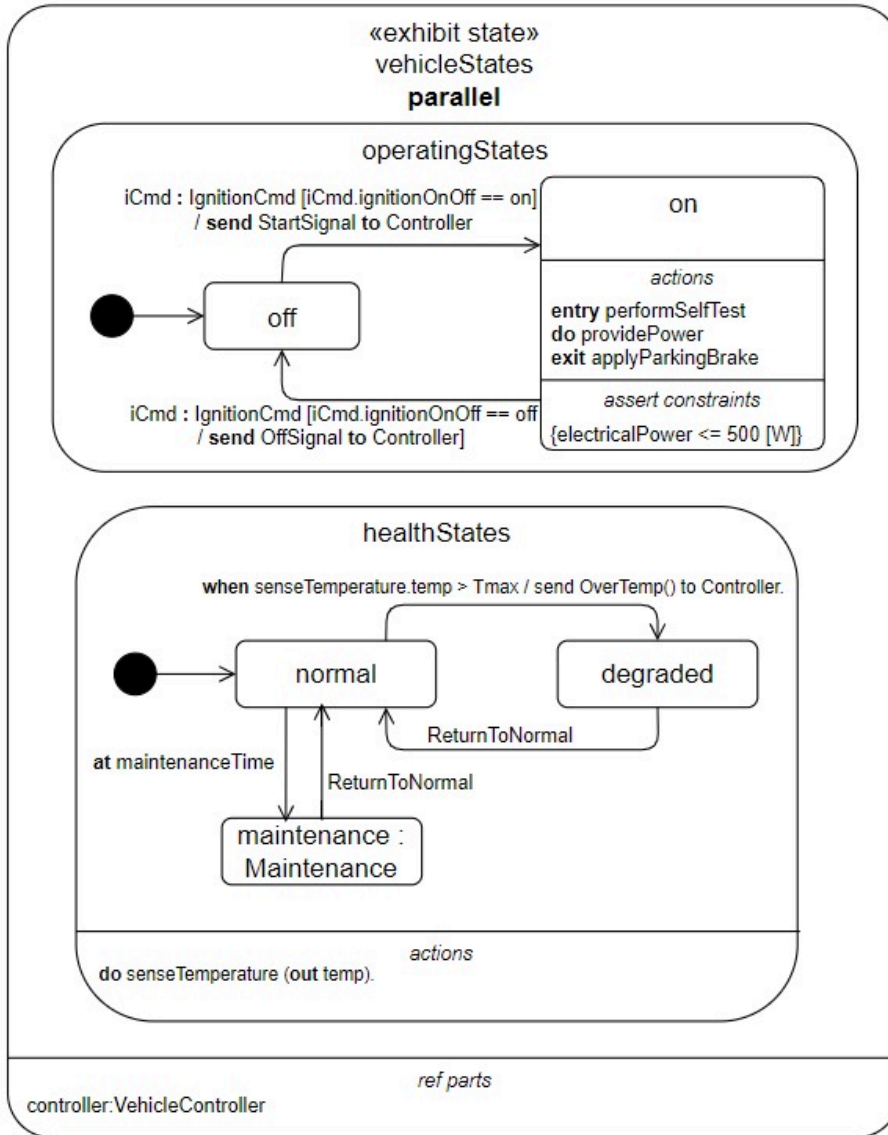


Figure 67. Vehicle States

```

exhibit state vehicleStates parallel {
  ref controller;

  state operatingStates {
    ...
  }

  state healthStates {
    ...
  }
}

```

Note that the state *vehicleStates* has a referential feature *controller:VehicleController*. This allows the substates of *vehicleStates* to send a signal to the *controller* or one of its ports, or to access any other feature of *controller*.

The *operatingStates* are further decomposed into *off*, *starting*, and *on* states, with an entry transition to the *off* substate. Upon receipt of an *ignitionCmd*, the *off-starting* transition fires if the *ignitionCmd* is in the *on* position and the *brakePedalDepressed* is true. A *StartSignal* is sent to the *controller* as part of this transition, after which *operatingStates* enters its *starting* substate. The state *operatingStates* also includes transitions from the substates *starting* to *on* and *on* to *off*.

The *ignitionCmd* is defined by the item definition *IgnitionCmd*, which contains an attribute defined by an enumeration with values *on* and *off*. This pattern is used to represent a variety of signals that may be sent by send actions and accepted by accept actions.

The *on* state has an entry action to *performSelfTest*, which is performed upon entry to the state. When the entry action completes, the do action to *providePower* starts, and it continues to be performed until the state is exited. Prior to exiting the state, the exit action to *applyParkingBrake* is performed. The state also has a constraint that the *electricalPower* must not exceed 500 watts.

```
state operatingStates {
    entry action initial;

    state off;
    state starting;
    state on {
        entry performSelfTest;
        do providePower;
        exit applyParkingBrake;
        constraint {electricalPower<=500 [W]}
    }

    transition initial then off;

    transition 'off-starting'
        first off
        accept ignitionCmd:IgnitionCmd via ignitionCmdPort
            if ignitionCmd.ignitionOnOff==IgnitionOnOff::on and brakePedalDepressed
            do send StartSignal() to controller
        then starting;

    transition 'starting-on'
        first starting
        accept VehicleOnSignal
        then on;

    transition 'on-off'
        first on
        accept VehicleOffSignal
        do send OffSignal() to controller
        then off;
}
```

The *healthStates* are decomposed into *normal*, *maintenance* and *degraded* states. Starting in the *normal* state, *healthStates* continually monitors the vehicle temperature and, when the temperature exceeds the allowed maximum, it transitions to the *degraded* state and notifies the *controller*. It also transitions from *normal* to *maintenance* when it is time for vehicle maintenance. In either case, it transitions back to the *normal* state on receipt of a *ReturnToNormal* signal.

```
state healthStates {
    entry action initial;
    do senseTemperature{
```



```

        out temp;
    }

    state normal;
    state maintenance;
    state degraded;

    transition initial then normal;

    transition 'normal-maintenance'
        first normal
        accept at maintenanceTime
        then maintenance;

    transition 'normal-degraded'
        first normal
        accept when senseTemperature.temp > Tmax
        do send OverTemp() to controller
        then degraded;

    transition 'maintenance-normal'
        first maintenance
        accept ReturnToNormal
        then normal;

    transition 'degraded-normal'
        first degraded
        accept ReturnToNormal
        then normal;
}

```

A.8 Requirements

The requirement definition *MassRequirement* has a shall statement that "The actual mass shall be less than the required mass". This statement is formalized using attributes for *massRequired* and *massActual* and the constraint expression *{massActual<=massRequired}*.

<i>«requirement def»</i> MassRequirement
<i>doc</i> The actual mass shall be less than the required mass
<i>attributes</i> massActual:> ISQBase::mass massRequired:> ISQBase::mass
<i>constraints</i> require {massActual<=massRequired}

Figure 68. Requirement Definition MassRequirement

```

requirement def MassRequirement{
    doc /*The actual mass shall be less than the required mass*/
    attribute massRequired:>ISQ::mass;
    attribute massActual:>ISQ::mass;
    require constraint {massActual<=massRequired}
}

```

The *vehicleSpecification* is a requirement that contains other requirements. It has a dependency to *marketSurvey* (not shown) that indicates its requirements are dependent on the market survey. The subject of the *vehicleSpecification* is *vehicle:Vehicle*, which enables the requirements contained in the specification to reference the features of *vehicle*. One of the requirements contained in the specification is the *vehicleMassRequirement*, which is defined by *MassRequirement*. The *massRequired* attribute is redefined to have a specific value of 2000 kg in the context of this *vehicleSpecification*. The attribute *massActual* is redefined to be the sum of the *dryMass* and *fuelMassActual* of the *vehicle*, where the *fuelMassActual* is assumed to be a full tank of gas that weighs 60 kg. The *vehicleSpecification* also contains *vehicleFuelEconomyRequirements* for both city and highway.

Although not shown, the mass requirement is allocated to the mass of the vehicle using the allocate relationship, and the engine mass requirement is derived from the vehicle mass requirement using the derivation relationship.

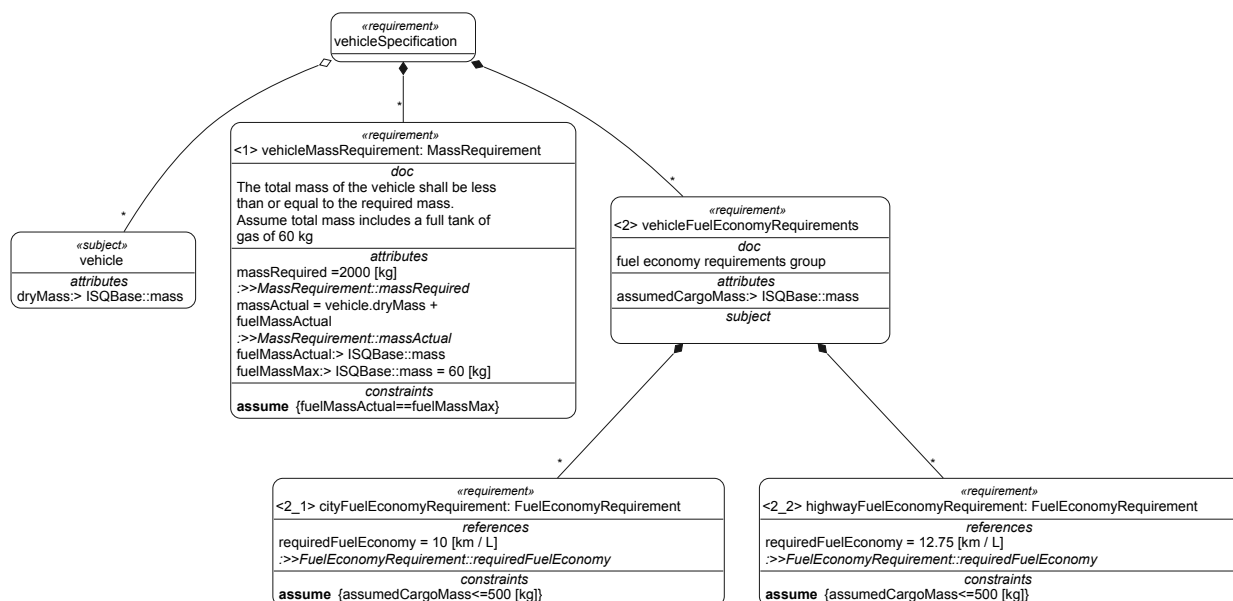


Figure 69. Requirements Group vehicleSpecification

```

item marketSurvey;
dependency from vehicleSpecification to marketSurvey;

requirement vehicleSpecification{
  subject vehicle:Vehicle;
  requirement <'1'> vehicleMassRequirement : MassRequirement {
    doc /* The total mass of a vehicle shall be less than or equal to the required mass.
    Assume total mass includes a full tank of gas of 60 kg*/
    attribute redefines massRequired=2000 [kg];
    attribute redefines massActual = vehicle.dryMass + fuelMassActual;
    attribute fuelMassActual:>ISQ::mass;
    attribute fuelMassMax:>ISQ::mass = 60 [kg];
    assume constraint {fuelMassActual==fuelMassMax}
  }
  allocate vehicleMassRequirement to PartsTree::vehicle_b.mass;

  requirement <'2'> vehicleFuelEconomyRequirements {
    doc /* fuel economy requirements group */
    attribute assumedCargoMass:>ISQ::mass;
    requirement <'2_1'> cityFuelEconomyRequirement : FuelEconomyRequirement {
      redefines requiredFuelEconomy= 10 [km / L];
      assume constraint {assumedCargoMass>=500 [kg]}
    }
  }
}

```

```

    }
    requirement <'2_2'> highwayFuelEconomyRequirement : FuelEconomyRequirement {
        redefines requiredFuelEconomy= 12.75 [km / L];
        assume constraint {assumedCargoMass>=500 [kg]}
    }
}
}
requirement engineSpecification{
    subject engine1:Engine;
    requirement <'1'> engineMassRequirement : MassRequirement {
        ...
    }
    #derivation connection{
        end #original ::> vehicleSpecification.vehicleMassRequirement;
        end #derive ::> engineSpecification.engineMassRequirement;
    }
}
}

```

In order to evaluate whether *vehicle_b* satisfies the *vehicleMassRequirement*, the *massActual* must be bound to the *mass* of *vehicle_b*. This is accomplished by asserting that *vehicle_b* satisfies the *vehicleSpecification* and binding the *actualMass* of the requirement to the *mass* of *vehicle_b*. Asserting *vehicle_b* satisfies the requirement is equivalent to imposing the mass constraint contained in the requirement on *vehicle_b*.

```

satisfy vehicleSpecification by vehicle_b {
    requirement vehicleMassRequirement ::> vehicleMassRequirement {
        attribute redefines massActual = vehicle_b.mass;
        attribute redefines fuelMassActual = vehicle_b.fuelTank.fuel.fuelMass;
    }
}

```

A.9 Analysis

[SYSML2-159: Example analysis case fuelEconomyAnalysis](#)

The *FuelEconomyAnalysisModel* package contains an analysis case called *fuelEconomyAnalysis*. The objective for this analysis case is to estimate the fuel economy of the vehicle. Its subject is the part *vehicle_b*. The analysis case accepts a nominal driving scenario as an input, and returns a *calculatedFuelEconomy* in *KilometersPerLitre* as an output.

The analysis includes the following calculations to determine the result:

- *TraveledDistance (scenario)*
- *AverageTravelTimePerDistance (scenario)*
- *ComputeBSFC (vehicle_b.engine)*
- *BestFuelConsumptionPerDistance (vehicle_b.mass, bsfc, tpd_avg, distance)*
- *IdlingFuelConsumptionPerTime (vehicle_b.engine)*
- *FuelConsumption (f_a, f_b, tpd_avg)*

<i>«analysis»</i> fuelEconomyAnalysis
<i>parameters</i>
in scenario: Scenario out calculatedFuelEconomy:>AttributeDefinitions::distancePerVolume = FuelConsumption(f_a, f_b, tpd_avg)
<i>attributes</i>
bsfc = ComputeBSFC(vehicle_b.engine) distance = TraveledDistance(scenario) f_a = BestFuelConsumptionPerDistance(vehicle_b.mass, bsfc, tpd_avg, distance) f_b = IdlingFuelConsumptionPerTime(vehicle_b.engine) tpd_avg = AverageTravelTimePerDistance(scenario)
<i>objectives</i>
doc estimate the vehicle fuel Economy
<i>subject</i>
subj = vehicle_b

Figure 70. Analysis Case fuelEconomyAnalysis

```
analysis fuelEconomyAnalysis {
  in attribute scenario: Scenario;

  subject = vehicle_b;

  objective fuelEconomyAnalysisObjective {
    doc /* estimate the vehicle fuel economy */
  }

  attribute distance = TraveledDistance(scenario);
  attribute tpd_avg = AverageTravelTimePerDistance(scenario);
  attribute bsfc = ComputeBSFC(vehicle_b.engine);
  attribute f_a =
    BestFuelConsumptionPerDistance(vehicle_b.mass, bsfc, tpd_avg, distance);
  attribute f_b = IdlingFuelConsumptionPerTime(vehicle_b.engine);
  return attribute calculatedFuelEconomy:>distancePerVolume =
    FuelConsumption(f_a, f_b, tpd_avg);
}
```

A.10 Verification

The simple verification case *massTests* is a usage of the verification case definition *MassTest*. The verification objective is to verify the *vehicleMassRequirement*. The subject of the verification case is *vehicle_b*. The verification case includes actions to *weighVehicle* and *evaluatePassFail*.

The *massVerificationSystem* performs the *massTests*. It is composed of an *operator* and a *scale*. The *scale* performs the action to *weighVehicle*, and the *operator* performs the action to *evaluatePassFail*. The verification case returns a verdict of *pass* or *fail* based on whether the measured mass satisfies the mass requirement.

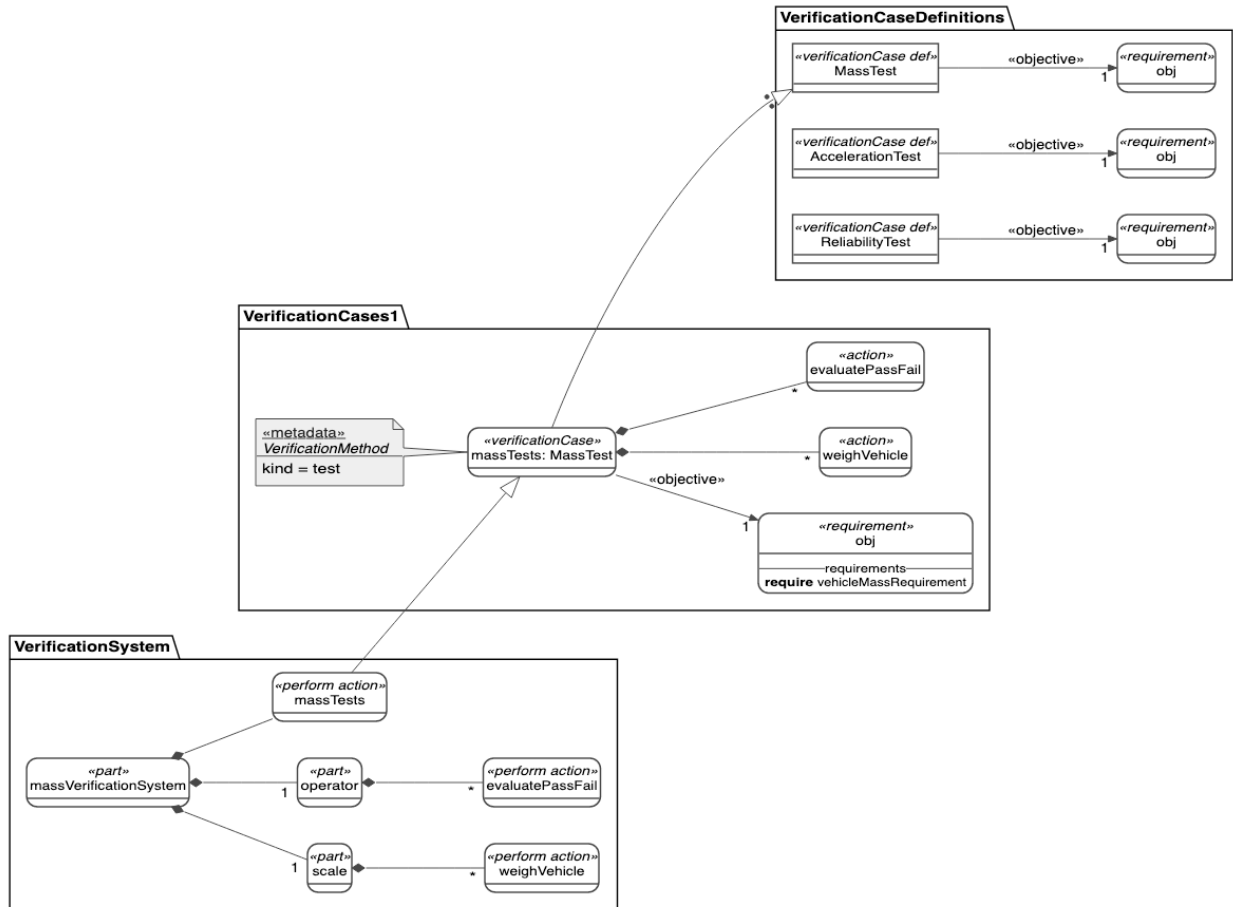


Figure 71. Vehicle Mass Verification Test

```

package VerificationCaseDefinitions{
    verification def MassTest;
    verification def AccelerationTest;
    verification def ReliabilityTest;
}
package VerificationCases1{
    verification massTests:MassTest {
        subject = vehicle_b;
        objective {
            verify vehicleSpecification.vehicleMassRequirement{
                redefines massActual=weighVehicle.massMeasured;
            }
        }
        metadata VerificationMethod{
            kind = VerificationMethodKind::test;
        }
        action weighVehicle {
            out massMeasured:>ISQ::mass;
        }
        then action evaluatePassFail {
            in massMeasured:>ISQ::mass;
            out verdict = PassIf(
                vehicleSpecification.vehicleMassRequirement(vehicle_b)
            );
        }
    }
}
package VerificationSystem{
    part massVerificationSystem {
        perform action massTests;
        part operator {
            multiplicity 1;
            perform action evaluatePassFail;
        }
        part scale {
            multiplicity 1;
            perform action weighVehicle;
        }
    }
}

```

```

        flow from weighVehicle.massMeasured to evaluatePassFail.massMeasured;
        return :>> verdict = evaluatePassFail.verdict;
    }
}
package VerificationSystem{
    part massVerificationSystem{
        perform massTests;
        part scale{
            perform massTests.weighVehicle;
        }
        part operator{
            perform massTests.evaluatePassFail;
        }
    }
}
}

```

A.11 View and Viewpoint

The *SafetyEngineer* is a stakeholder with a concern for *VehicleSafety*. The *safetyViewpoint* frames this concern. The view *vehiclePartsTree_Safety* is a *PartsTreeView* that satisfies the *SafetyViewpoint*, and, therefore, addresses the *VehicleSafety* concern.

The view definition *TreeView* defines views that are rendered as tree diagrams. The view definition *PartsTreeView* specializes *TreeView* with a filter condition that only *PartUsages* should be included in the view. The view usage *vehiclePartsTree_Safety* adds the further condition to only include parts that have the metadata annotation for *Safety*. This view then exposes all the nested parts of *vehicle_b*, such that those parts meeting all the filter criteria are rendered in a tree diagram.

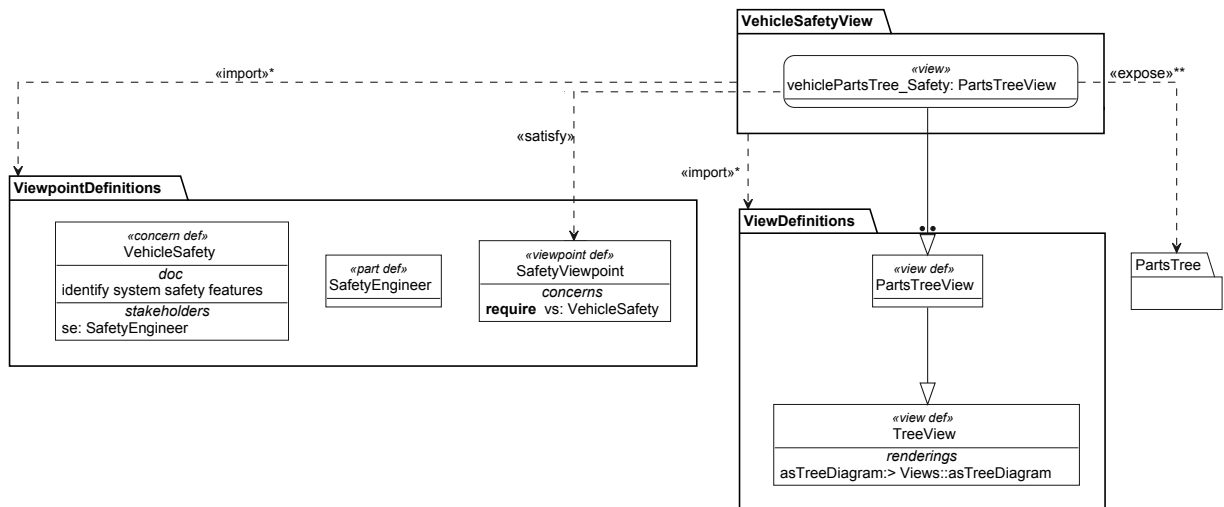


Figure 72. Vehicle Safety View

```

package Viewpoints{
    part def SafetyEngineer;
    concern def VehicleSafety {
        doc /* Vehicle must have necessary safety features. */
        stakeholder se:SafetyEngineer;
    }
    viewpoint safetyViewpoint{
        frame concern vs:VehicleSafety;
    }
}

```

```

    }
  }
  package ViewDefinitions{
    view def TreeView {
      render asTreeDiagram;
    }
    view def PartsTreeView:>TreeView {
      filter @SysML::PartUsage;
    }
  }
  package VehicleViews{
    view vehiclePartsTree_Safety:PartsTreeView{
      satisfy safetyViewpoint;
      filter @Safety;
      expose vehicle_b::**;
    }
  }
}

```



Figure 73. Rendering of view vehiclePartsTree_Safety

A.12 Variability

The part *vehicleFamily* models a family of *Vehicles* that allows variations in the subparts *engine*, *transmission* and *sunroof*. In particular, the part *engine* has two variants, *engine4Cyl* and *engine6Cyl*, which constrain *engine.cylinders* to have multiplicity 4 and 6, respectively. The part *cylinders* of *engine6Cyl* has an attribute *diameter* that is also a variation point, with two variants for *smallDiameter* and *largeDiameter*. There are also two choices for the *transmission* and a *sunroof* is optional. The choice of a selected variant at one variation point can constrain the available choices at another variation point. For this example, the choices are constrained to be a 4 cylinder engine with a manual transmission or a 6 cylinder engine with an automatic transmission.

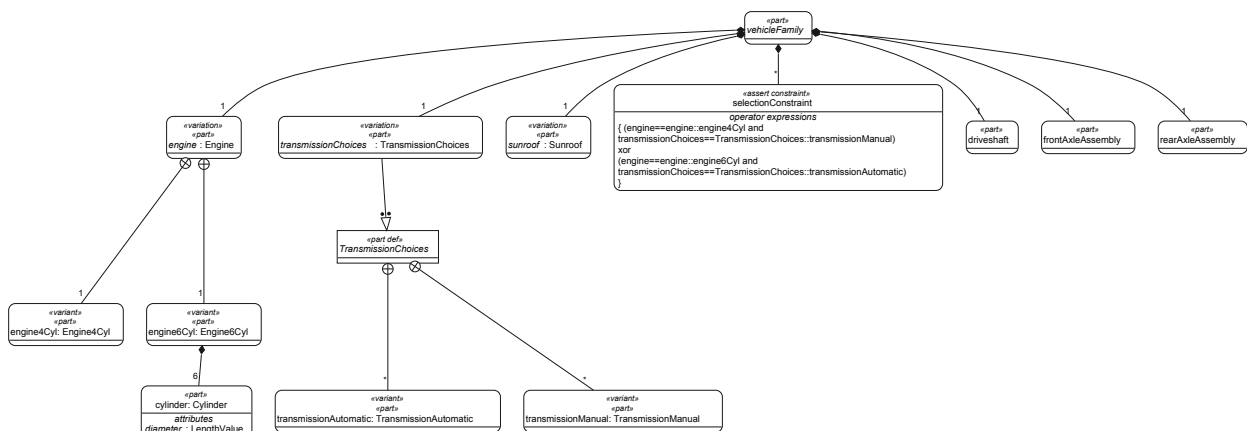


Figure 74. Variability Model for vehicleFamily

```

variation part def TransmissionChoices:>Transmission {
  variant part transmissionAutomatic:TransmissionAutomatic;
  variant part transmissionManual:TransmissionManual;
}

```

```

abstract part vehicleFamily:>vehicle_a{
  variation part engine:Engine{
    variant part engine4Cyl:Engine4Cyl;
    variant part engine6Cyl:Engine6Cyl{
      part cylinder:Cylinder [6]{
        variation attribute diameter:LengthValue{
          variant attribute smallDiameter:LengthValue;
          variant attribute largeDiagmeter:LengthValue;
        }
      }
    }
  }
}
variation part transmission:TransmissionChoices;
variation part sunroof:Sunroof;
assert constraint selectionConstraint {
  (engine==engine::engine4Cyl and
   transmission==TransmissionChoices::transmissionManual) xor
  (engine==engine::engine6Cyl and
   transmission==TransmissionChoices::transmissionAutomatic)
}
}

```

A.13 Individuals

The part definition *Vehicle* represents a class of individual vehicles with common characteristics. The parts *vehicle_a* and *vehicle_b* are usages of *Vehicle* with different part decompositions. There can be many individual vehicles that conform to *vehicle_a* or *vehicle_b*.

The individual part definition *Vehicle_1* is a specialization of *Vehicle* that restricts the part definition to a single individual. A usage *vehicle_1* of this definition represents that individual within a specific context. This usage can also subset *vehicle_b* and inherit the parts hierarchy and other features of *vehicle_b*.

Additional individual definitions *FrontAxleAssembly_1*, *FrontAxle_1*, *Wheel_1*, *Wheel_2*, etc., are similarly specializations of their respective part definitions. The *vehicle_1.frontAxleAssembly* is a usage of *FrontAxleAssembly_1*, whose *frontAxle* is a usage of *FrontAxle_1*, whose *wheels* are *Wheel_1* and *Wheel_2*. In this way, *vehicle_1* can decompose into a hierarchy of individual parts.

An individual definition and usage can be created for any definition and usage element. An individual action for example, represents a particular performance of an action with individual inputs and outputs.

The part definition *VehicleRoadContext* defines a context containing *vehicle:Vehicle* and *road:Road* subparts. The individual definition *VehicleRoadContext_1* is a specialization of *VehicleRoadContext* whose subparts are constrained to be usages of the individual definitions *Vehicle_1* and *Road_1*.

As shown below, there is a time slice of *VehicleRoadContext_1* from t_0 to t_2 called $t_0_t2_a$ with three snapshots t_0_a , t_1_a and t_2_a , at the times t_0 , t_1 and t_2 , respectively. Each context snapshot contains snapshots of *Vehicle_1* and *Road_1* at the respective times. Each of the vehicle and road snapshots are characterized by specific values for their attributes. In addition, the vehicle snapshot contains snapshots of its individual parts consistent with the decomposition of *vehicle_1*.

An analysis may be used to compute the values of the attributes for each snapshot. The analysis results reflect the time history of the individuals, which may be visualized using typical time-based plots and data representations.

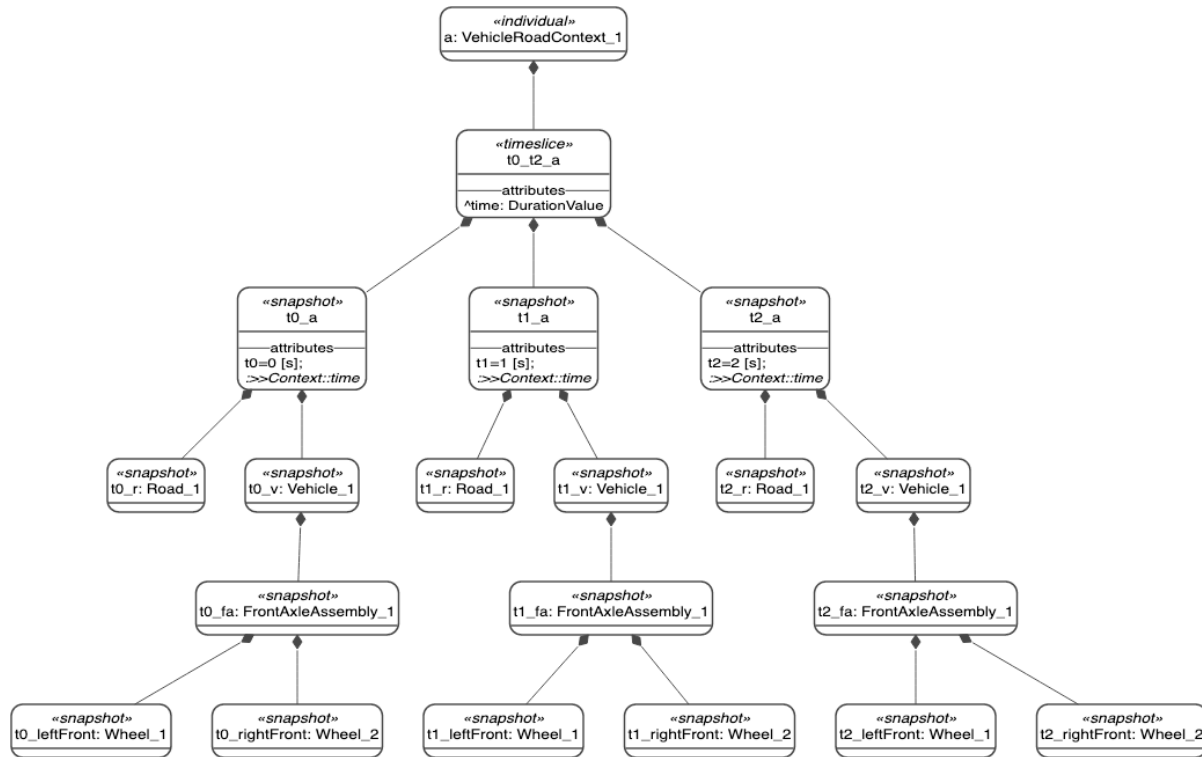


Figure 75. Vehicle Individuals and Snapshots

```

individual a:VehicleRoadContext_1{
  timeslice t0_t2_a{
    snapshot t0_a {
      attribute t0 redefines time=0 [s];
      snapshot t0_r:Road_1{
        :>>incline=0;
        :>>friction=.1;
      }
      snapshot t0_v:Vehicle_1{
        :>>position=0 [m];
        :>>velocity=0 [m];
        :>>acceleration=1.96 [m/s**2];
        snapshot t0_fa:FrontAxleAssembly_1{
          snapshot t0_leftFront:Wheel_1;
          snapshot t0_rightFront:Wheel_2;
        }
      }
    }
  }
  snapshot t1_a{
    attribute t1 redefines time=1 [s];
    snapshot t1_r:Road_1{
      :>>incline=0;
      :>>friction=.1;
    }
    snapshot t1_v:Vehicle_1{
      :>>position=.98 [m];
      :>>velocity=1.96 [m/s];
      :>>acceleration=1.96 [m/s**2];
      snapshot t1_fa:FrontAxleAssembly_1{
        snapshot t1_leftFront:Wheel_1;
        snapshot t1_rightFront:Wheel_2;
      }
    }
  }
  snapshot t2_a{
    attribute t2 redefines time=2 [s];
    snapshot t2_r:Road_1{
      :>>incline=0;
      :>>friction=.1;
    }
    snapshot t2_v:Vehicle_1{
      :>>position=0 [m];
      :>>velocity=0 [m];
      :>>acceleration=1.96 [m/s**2];
      snapshot t2_fa:FrontAxleAssembly_1{
        snapshot t2_leftFront:Wheel_1;
        snapshot t2_rightFront:Wheel_2;
      }
    }
  }
}

```

```

    }
  }
}
snapshot t2_a{
  attribute t2 redefines time=2 [s];
  snapshot t2_r:Road_1{
    :>>incline =0;
    :>>friction=.1;
  }
  snapshot t2_v:Vehicle_1{
    :>>position=3.92 [m];
    :>>velocity=3.92 [m/s];
    :>>acceleration=1.96 [m/s**2];
    snapshot t2_fa:FrontAxleAssembly_1{
      snapshot t2_leftFront:Wheel_1;
      snapshot t2_rightFront:Wheel_2;
    }
  }
}
}
}

```