



Structured Assurance Case Metamodel (SACM)

V2.0 – Beta 1

OMG Document Number ptc/16-07-03

Normative Reference: <http://www.omg.org/spec/SACM/2.0/PDF>

Associated Normative Machine Consumable Files:

<http://www.omg.org/spec/SACM/2.0/cmof.xmi>

This OMG document replaces the submission document (sysa/2015-12-11, Alpha). It is an OMG Adopted Beta Specification and is currently in the finalization phase. Comments on the content of this document are welcome, and should be directed to issues@omg.org by August 12, 2016.

You may view the pending issues for this specification from the OMG revision issues web page <http://www.omg.org/issues/>.

The FTF Recommendation and Report for this specification will be published on March 31, 2017. If you are reading this after that date, please download the available specification from the OMG Specifications Catalog.

Copyright © 2010-2015, The MITRE Corporation
Copyright © 2010-2015, Adelard LLP
Copyright © 2010-2015, The University of York
Copyright © 2015, Universidad Carlos III de Madrid
Copyright © 2015, Carnegie Mellon University
Copyright © 2010-2015, Benchmark Consulting
Copyright © 2010, Computer Sciences Corporation
Copyright © 2010-2015, KDM Analytics, Inc.
Copyright © 2010-2015, Lockheed Martin
Copyright © 2016, Object Management Group, Inc.

USE OF SPECIFICATION - TERMS, CONDITIONS & NOTICES

The material in this document details an Object Management Group specification in accordance with the terms, conditions and notices set forth below. This document does not represent a commitment to implement any portion of this specification in any company's products. The information contained in this document is subject to change without notice.

LICENSES

The companies listed above have granted to the Object Management Group, Inc. (OMG) a nonexclusive, royalty-free, paid up, worldwide license to copy and distribute this document and to modify this document and distribute copies of the modified version. Each of the copyright holders listed above has agreed that no person shall be deemed to have infringed the copyright in the included material of any such copyright holder by reason of having used the specification set forth herein or having conformed any computer software to the specification.

Subject to all of the terms and conditions below, the owners of the copyright in this specification hereby grant you a fully-paid up, non-exclusive, nontransferable, perpetual, worldwide license (without the right to sublicense), to use this specification to create and distribute software and special purpose specifications that are based upon this specification, and to use, copy, and distribute this specification as provided under the Copyright Act; provided that: (1) both the copyright notice identified above and this permission notice appear on any copies of this specification; (2) the use of the specifications is for informational purposes and will not be copied or posted on any network computer or broadcast in any media and will not be otherwise resold or transferred for commercial purposes; and (3) no modifications are made to this specification. This limited permission automatically terminates without notice if you breach any of these terms or conditions. Upon termination, you will destroy immediately any copies of the specifications in your possession or control.

PATENTS

The attention of adopters is directed to the possibility that compliance with or adoption of OMG specifications may require use of an invention covered by patent rights. OMG shall not be responsible for identifying patents for which a license may be required by any OMG specification, or for conducting legal inquiries into the legal validity or scope of those patents that are brought to its attention. OMG specifications are prospective and advisory only. Prospective users are responsible for protecting themselves against liability for infringement of patents.

GENERAL USE RESTRICTIONS

Any unauthorized use of this specification may violate copyright laws, trademark laws, and communications regulations and statutes. This document contains information which is protected by copyright. All Rights Reserved. No part of this work covered by copyright herein may be reproduced or used in any form or by any means--graphic, electronic, or mechanical, including photocopying, recording, taping, or information storage and retrieval systems--without permission of the copyright owner.

DISCLAIMER OF WARRANTY

WHILE THIS PUBLICATION IS BELIEVED TO BE ACCURATE, IT IS PROVIDED "AS IS" AND MAY CONTAIN ERRORS OR MISPRINTS. THE OBJECT MANAGEMENT GROUP AND THE COMPANIES LISTED ABOVE MAKE NO WARRANTY OF ANY KIND, EXPRESS OR IMPLIED, WITH REGARD TO THIS PUBLICATION, INCLUDING BUT NOT LIMITED TO ANY WARRANTY OF TITLE OR OWNERSHIP, IMPLIED WARRANTY OF MERCHANTABILITY OR WARRANTY OF FITNESS FOR A PARTICULAR PURPOSE OR USE. IN NO EVENT SHALL THE OBJECT MANAGEMENT GROUP OR ANY OF THE COMPANIES LISTED ABOVE BE LIABLE FOR ERRORS CONTAINED HEREIN OR FOR DIRECT, INDIRECT, INCIDENTAL, SPECIAL, CONSEQUENTIAL, RELIANCE OR COVER DAMAGES, INCLUDING LOSS OF PROFITS, REVENUE, DATA OR USE, INCURRED BY ANY USER OR ANY THIRD PARTY IN CONNECTION WITH THE FURNISHING, PERFORMANCE, OR USE OF THIS MATERIAL, EVEN IF ADVISED OF THE POSSIBILITY OF SUCH DAMAGES.

The entire risk as to the quality and performance of software developed using this specification is borne by you. This disclaimer of warranty constitutes an essential part of the license granted to you to use this specification.

RESTRICTED RIGHTS LEGEND

Use, duplication or disclosure by the U.S. Government is subject to the restrictions set forth in subparagraph (c) (1) (ii) of The Rights in Technical Data and Computer Software Clause at DFARS 252.227-7013 or in subparagraph (c)(1) and (2) of the Commercial Computer Software - Restricted Rights clauses at 48 C.F.R. 52.227-19 or as specified in 48 C.F.R. 227-7202-2 of the DoD F.A.R. Supplement and its successors, or as specified in 48 C.F.R. 12.212 of the Federal Acquisition Regulations and its successors, as applicable. The specification copyright owners are as indicated above and may be contacted through the Object Management Group, 109 Highland Avenue, Needham, MA 02494, U.S.A.

TRADEMARKS

CORBA®, CORBA logos®, FIBO®, Financial Industry Business Ontology®, FINANCIAL INSTRUMENT GLOBAL IDENTIFIER®, IIOP®, IMM®, Model Driven Architecture®, MDA®, Object Management Group®, OMG®, OMG Logo®, SoaML®, SOAML®, SysML®, UAF®, Unified Modeling Language®, UML®, UML Cube Logo®, VSIPL®, and XMI® are registered trademarks of the Object Management Group, Inc.

For a complete list of trademarks, see: http://www.omg.org/legal/tm_list.htm. All other products or company names mentioned are used for identification purposes only, and may be trademarks of their respective owners.

COMPLIANCE

The copyright holders listed above acknowledge that the Object Management Group (acting itself or through its designees) is and shall at all times be the sole entity that may authorize developers, suppliers and sellers of computer software to use certification marks, trademarks or other special designations to indicate compliance with these materials.

Software developed under the terms of this license may claim compliance or conformance with this specification if and only if the software compliance is of a nature fully matching the applicable compliance points as stated in the specification. Software developed only partially matching the applicable compliance points may claim only that the software was based on this specification, but may not claim compliance or conformance with this specification. In the event that testing suites are implemented or approved by Object Management Group, Inc., software developed using this specification may claim compliance or conformance with the specification only if the software satisfactorily completes the testing suites.

OMG's Issue Reporting Procedure

All OMG specifications are subject to continuous review and improvement. As part of this process we encourage readers to report any ambiguities, inconsistencies, or inaccuracies they may find by completing the Issue Reporting Form listed on the main web page <http://www.omg.org>, under Documents, <http://issues.omg.org/issues/create-new-issue>

Table of Contents

1 Scope.....	1
1.1 General.....	1
1.2 Structured Arguments.....	1
1.3 Evidence.....	1
1.4 History, Motivation, and Rationale.....	2
2 Conformance.....	4
2.1 Introduction.....	4
2.2 Argumentation compliance point.....	4
2.3 Artefact model compliance point.....	4
2.4 Assurance Case compliance point.....	4
3 References.....	5
3.1 Normative References.....	5
3.2 Non-normative References.....	5
4 Terms and Definitions.....	6
5 Symbols.....	6
6 Additional Information.....	7
6.1 Changes to Adopted OMG Specifications [optional].....	7
6.2 Acknowledgements.....	7
6.3 How to Proceed.....	7
7 Background and Rationale.....	9
7.1 The Need for Assurance Cases.....	9
7.2 Structured Arguments.....	9
7.3 Arguments as asserted positions.....	11
7.4 Structured Arguments in SACM.....	11
7.5 Precise statements related to evidence.....	11
Part I – Common Elements.....	13
8 Structured Assurance Case Base Classes.....	15
8.1 General	15
8.2 SACMElement (abstract).....	15
8.3 ModelElement (abstract).....	16
8.4 UtilityElement (abstract).....	16
8.5 ImplementationConstraint.....	17
8.6 Description.....	17
8.7 Note	17
8.8 TaggedValue.....	18
9 Structured Assurance Case Packages.....	19
9.1 General	19
9.2 ArtefactElement (abstract).....	19
9.3 AssuranceCasePackage.....	20
9.4 AssuranceCasePackageInterface.....	20
9.5 AssuranceCasePackageCitation.....	21
9.6 ArgumentPackage.....	21
9.7 TerminologyPackage.....	22
9.8 ArtefactPackage.....	22
10 Structured Assurance Case Terminology Classes.....	23
10.1 General	23
10.2 TerminologyElement (abstract).....	24
10.3 TerminologyPackage.....	24
10.4 TerminologyPackageCitation.....	24
10.5 TerminologyAsset (abstract).....	25
10.6 Category.....	25
10.7 ExpressionElement (abstract).....	26
10.8 Expression.....	26
10.9 Term	27

10.10 TerminologyAssetCitation.....	27
Part II – Argumentation Metamodel.....	29
11 SACM Argumentation Metamodel.....	31
11.1 General	31
11.2 Argumentation Class Diagram.....	31
11.2.1 ArgumentationElement class (abstract).....	32
11.2.2 ArgumentPackage Class.....	32
11.2.3 ArgumentPackageCitation Class.....	33
11.2.4 ArgumentPackageBinding Class.....	33
11.2.5 ArgumentPackageInterface Class.....	34
11.2.6 ArgumentAsset Class (abstract).....	34
11.2.7 Assertion Class (abstract).....	35
11.2.8 ArtefactElementCitation Class.....	35
11.2.9 ArgumentAssetCitation Class.....	35
11.2.10 Claim Class.....	36
11.2.11 ArgumentReasoning Class.....	37
11.2.12 AssertedRelationship Class (abstract).....	37
11.2.13 AssertedInference Class.....	38
11.2.14 AssertedEvidence Class.....	38
11.2.15 AssertedChallenge Class.....	39
11.2.16 AssertedCounterEvidence Class.....	39
11.2.17 AssertedContext Class.....	40
Part III – Artefact Metamodel.....	41
12 Artefact Classes.....	43
12.1 General	43
12.2 ArtefactPackageCitation.....	44
12.3 ArtefactPackageBinding.....	44
12.4 ArtefactPackageInterface.....	45
12.5 ArtefactAsset class (abstract).....	46
12.5.1 ArtefactAssetCitation class.....	46
12.5.2 Artefact class.....	46
12.5.3 ArtefactProperty class.....	47
12.5.4 ArtefactEvent class.....	47
12.5.5 Resource class.....	48
12.5.6 Activity class.....	48
12.5.7 Technique class.....	49
12.5.8 Participant class.....	49
12.5.9 ArtefactAssetRelationship class.....	49
12.5.10 ArtefactRelationship class.....	50
12.5.11 ActivityRelationship class.....	50
12.5.12 ArtefactActivityRelationship class.....	50
12.5.13 ArtefactTechniqueRelationship class.....	51
12.5.14 ParticipantRoleRelationship class.....	51
12.5.15 ArtefactResourceRelationship class.....	52
Annex A – Mappings from existing industrial notations for assurance cases	53
Annex B – Examples of Assurance Cases in SACM 2.0 XMI	55

Preface

OMG

Founded in 1989, the Object Management Group, Inc. (OMG) is an open membership, not-for-profit computer industry standards consortium that produces and maintains computer industry specifications for interoperable, portable, and reusable enterprise applications in distributed, heterogeneous environments. Membership includes Information Technology vendors, end users, government agencies, and academia.

OMG member companies write, adopt, and maintain its specifications following a mature, open process. OMG's specifications implement the Model Driven Architecture® (MDA®), maximizing ROI through a full-lifecycle approach to enterprise integration that covers multiple operating systems, programming languages, middleware and networking infrastructures, and software development environments. OMG's specifications include: UML® (Unified Modeling Language™); CORBA® (Common Object Request Broker Architecture); CWM™ (Common Warehouse Metamodel); and industry-specific standards for dozens of vertical markets.

More information on the OMG is available at <http://www.omg.org/>.

OMG Specifications

As noted, OMG specifications address middleware, modeling and vertical domain frameworks. All OMG Specifications are available from the OMG website at:

<http://www.omg.org/spec>

Specifications are organized by the following categories:

Business Modeling Specifications

Middleware Specifications

- CORBA/IIOP
- Data Distribution Services
- Specialized CORBA

IDL/Language Mapping Specifications

Modeling and Metadata Specifications

- UML, MOF, CWM, XMI
- UML Profile

Modernization Specifications

Platform Independent Model (PIM), Platform Specific Model (PSM), Interface Specifications

- CORBAServices
- CORBAFacilities

OMG Domain Specifications

CORBA Embedded Intelligence Specifications

CORBA Security Specifications

All of OMG's formal specifications may be downloaded without charge from our website. (Products implementing OMG specifications are available from individual suppliers.) Copies of specifications, available in PostScript and PDF format, may be obtained from the Specifications Catalog cited above or by contacting the Object Management Group, Inc. at:

OMG Headquarters
109 Highland Avenue
Building A, Suite 300
Needham, MA 02494
USA
Tel: +1-781-444-0404
Fax: +1-781-444-0320
Email: pubs@omg.org

Certain OMG specifications are also available as ISO standards. Please consult <http://www.iso.org>

Typographical Conventions

The type styles shown below are used in this document to distinguish programming statements from ordinary English. However, these conventions are not used in tables or section headings where no distinction is necessary.

Times/Times New Roman/Liberation Serif - 10 pt.: Standard body text

Helvetica/Arial - 10 pt. Bold: OMG Interface Definition Language (OMG IDL) and syntax elements.

Programming language elements.

Helvetica/Arial - 10 pt: Exceptions

NOTE: Terms that appear in italics are defined in the glossary. Italic text also represents the name of a document, specification, or other publication.

Issues

The reader is encouraged to report any technical or editing issues/problems with this specification to <http://issues.omg.org/issues/create-new-issue>.

1 Scope

1.1 General

This specification defines a metamodel for representing structured assurance cases. An Assurance Case is a set of auditable claims, arguments, and evidence created to support the claim that a defined system/service will satisfy the particular requirements. An Assurance Case is a document that facilitates information exchange between various system stakeholder such as suppliers and acquirers, and between the operator and regulator, where the knowledge related to the safety and security of the system is communicated in a clear and defensible way. Each assurance case should communicate the scope of the system, the operational context, the claims, the safety and/or security arguments, along with the corresponding evidence.

Systems Assurance is the process of building clear, comprehensive, and defensible arguments regarding the safety and security properties of systems. The vital element of Systems Assurance is that it makes clear and well-defined claims about the safety and security of systems. Certain claims are supported through reasoning. Reasoning is expressed by explicit annotated links between claims, where one or more claims (called sub-claims) when combined provide inferential support to a larger claim. Certain associations (recorded as assertions) between claims and subclaims can require supporting arguments of their own (e.g., justification of an asserted inference). Claims are propositions which are expressed by statements in some natural language. The degree of precision in formulation of the claims may contribute to the comprehensiveness of an assurance case. The context is important to communicate the scope of the claim, and to clarify the language used by the claim by providing necessary definition and explanations. Context involves assumptions made about the system and its environment. Explicit statement of the assumptions contributes to the comprehensiveness of the argument. Argumentation flow between claims is structured to facilitate communication of the entire assurance case.

1.2 Structured Arguments

Part of this specification defines a metamodel for representing structured arguments. A convincing argument that a system meets its assurance requirements is at the heart of an assurance case, which also may contain extensive references to evidence. The Argumentation Metamodel facilitates projects by allowing them to effectively and succinctly communicate in a structured way how their systems and services are meeting their assurance requirements. The scope of the Argumentation Metamodel is therefore to allow the interchange of structured arguments between diverse tools by different vendors. Each Argumentation Metamodel instance represents the argument that is being asserted by the stakeholder that is offering the argument for consideration.

This specification is designed to stand alone, or may be used in combination with the SACM Artefact Metamodel. The Artefact Metamodel is designed to represent aspects of evidence and properties about evidence in further detail. In the Argumentation Metamodel we have simplified support to model the relation of evidence to a structured argument. Standardization will ensure that end users are investing not just in individual tools but also rather in a coordinated strategy.

The metamodel for argumentation provides a common structure and interchange format that facilitates the exchange of system assurance arguments contained within individual tool models. The metamodel represents the core concepts for structured argumentation that underlie a number of existing argumentation notations.

1.3 Evidence

Part of this specification provides a metamodel for communicating the way in which evidence artefacts are collected by various participants using techniques, resources and activities. This allows users to build a repository of evidence that communicates its provenance and how it was gathered. This Artefact Metamodel identifies the main elements that

determine the evidence collection process: artefacts, participants, resources, activities and techniques. Artefacts may be exchanged as packages or combined into composites.

The SACM Artefact Metamodel defines a catalog of elements for constructing and interchanging packages of evidence that communicate how the evidence was collected.

In conjunction with the Argumentation Metamodel, certain claims may be expressed to be supported by evidence that is within the Artefact Metamodel, to permit the authors of the assurance claims to offer evidentiary support for their positions. Evidence is usually collected by applying systematic methods and procedures and is often collected by automated tools. Evidence is information or objective artefacts, based on established fact or expert judgment, which is presented to show that the claim to which it relates is valid (i.e., true). Various and diverse things may be produced as evidence, such as documents, expert testimony, test results, measurement results, records related to process, product, and people, etc.

1.4 History, Motivation, and Rationale

The original Structured Assurance Case Metamodel version 1.0 was the composite of two efforts within the OMG's Systems Assurance Task Force. One effort, the Structured Assurance Evidence Metamodel (SAEM) was created through the OMG Request For Proposal (RFP) approach and the other, the Argumentation Metamodel (ARG) was created through the OMG Request For Comment (RFC) approach. Both were completed in the mid-2010 timeframe and then put into the same Finalization Task Force (FTF) due to the interconnectedness of their topics and concepts. The first version of SACM was eventually produced in the spring of 2012 consisting of a top-level container object joining SAEM and ARG without significantly altering the two original metamodels.

A Revision Task Force (RTF) was convened to drive further integration of the two original parts of SACM into one Metamodel and that effort formulated a set of goals to shape and guide the integration. Basically the stated goals were:

- Improve support for ISO/IEC 15026-2. In order to facilitate the use of structured assurance cases for producing and reviewing ISO/IEC 15026-2 conformant assurance cases, the structured assurance case metamodel needs to more fully support the constructs and entities in ISO/IEC 15026-2.
- Improve support for “Goal Structuring Notation.” In order to facilitate the use of structured assurance cases by the existing community of practitioners across the world that are currently using Goal Structuring Notation (GSN) and the specific capabilities in GSN for working with assurance cases, the structured assurance case metamodel needs to more fully support the constructs and entities in GSN.
- Harmonization of Parts. In order to facilitate acceptance and successful use of SACM, the argumentation and evidence container metamodels need to be more consistently aligned and integrated. Areas of focus include elimination of overlap, making useful facilities now available on one side generalized to be useful on both sides, achieving uniform terminology and consistency, and using common concepts.
- Add initial support for Patterns/Templates. In order to make the use of assurance cases more practical and efficient for users including those that do not have in-depth experience within the assurance case domain (e.g., acquisition officials, systems integrators, auditors, regulators, and tool vendors), the structured assurance case metamodel needs to support the concept of assurance case patterns and templates. Patterns will provide support to enable reuse and the effective composition of assurance cases along with the underlying argumentation supporting goals. Templates will provide support for defining and describing constraining conventions that a community may require for assurance cases within a particular domain due to regulatory requirements or accepted practices in that domain/industry/community.

- Improve the modularity and simplicity of SACM
- Provide for future concepts such as structured expressions and other formalisms

The SACM 1.1 was subsequently worked to attempt to meet these goals and a draft metamodel was created during the summer OMG 2013 Berlin meeting. However the magnitude of the changes necessary to actually integrate the two original metamodels into one cohesive approach and achieve some of the other goals turned out to be too big of a change for a point release. The final SACM 1.1, released in July 2015, was scaled back to address some of the issues and it cleaned up some terminology and logical issues but it did not substantially alter the underlying metamodel.

During this same timeframe other efforts in the OMG (the Dependability Assurance Framework for Safety-Sensitive Consumer Devices (DAF)) and in The Open Group (the Dependability Assurance Framework (O-DA), as well as the work of the Food and Drug Administration (FDA) in the U.S. started making use of the assurance case concept and articulated implicit requirements/needs for tools that would work with assurance case models and their exchange.

Additionally, the Open Platform for Evolutionary Certification of Safety-critical Systems (OPENCOSS) effort in Europe was exploring different uses of assurance cases, including the creation of a Common Certification Language, and the OMG's Architecture Driven Modernization Task Force crafted a Structured Pattern Metamodel Standard (SPMS) that provided a method for describing patterns within models. Together these new needs and the new openly available capabilities represented in OPENCOSS and SPMS offer a way forward.

This version 2.0 of SACM has been created as a major version release since pursuing another point release revision of SACM would appear to be incompatible with achieving the integration and harmonization that is critical to obtain wide-spread adoption and implementation within the tooling market and allow that market to deliver on some of the potential capabilities they could provide to address the emerging and evolving need for assurance case tools, such as:

- Improving the Understandability of an Assurance Case to a 3rd Party
- Improving Rigor of Assurance Cases through Modeling
- Allowing for Reexamination of Assumptions, Argument Structuring, and the Appropriateness of Evidence
- Allowing for Reuse of Sub-Claim/Evidence Constructs That “Work”
- Authoring/Sharing Libraries of Sub-Claims/Supporting Evidence
- Providing for Assurance Case Analytics/Validation
- Providing for Exchange of Assurance Cases (Import/Export)
- Providing for Enforcing Community of Interest Norms of Practice

The resulting metamodel in this version of SACM come from the ideas in the 2013 Berlin metamodel, along with the approaches utilized for modeling artefact- and process-related concepts in OPENCOSS Common Certification Language and the pattern metamodel and concepts from the SPMS.

2 Conformance

2.1 Introduction

The Structured Assurance Case Metamodel (SACM) specification defines the following three compliance points:

- Argumentation
- Artefact Model
- Assurance Case

2.2 Argumentation compliance point

Software that conforms to the SACM specification at the Argumentation compliance point shall be able to import and export XMI documents that conform with the SACM XML Schema produced by applying XMI rules to the normative MOF metamodel defined in the Argumentation subpackage of the SACM specification, including the common elements defined in the Common and Predefined diagrams of the SACM. The top object of the Argumentation package as a unit of interchange shall be the `Argumentation::ArgumentPackage` element of the SACM.

Conformance to the Argumentation compliance point does not entail support for the Evidence subpackage of SACM, or the terminology sub package of the SACM. The ‘`ArtefactElementCitation`’ class shall not be used.

This compliance point facilitates interchange of the structured argumentation documents produced by existing tools supporting existing structured argument notations such as the Goal Structuring Notation (GSN) and the Claims-Arguments-Evidence (CAE) notation which provide their own mapping onto SACM argumentation aspects. Further details of these mappings are given in Annex A.

2.3 Artefact model compliance point

Software that conforms to the specification at the Artefact Model compliance point shall be able to import and export XMI documents that conform with the SACM XML Schema produced by applying XMI rules to the normative MOF metamodel defined in this Artefact subpackage of the SACM specification, including the common elements defined in the Common and Predefined diagrams of the SACM. The top object of the Evidence package as a unit of interchange shall be the `ArtefactModel::ArtefactPackage` element of the SACM.

Conformance to the Artefact model compliance point does not entail support for the Argumentation subpackage of SACM, or the terminology diagram of the SACM. This compliance point facilitates interchange of the packages of evidence. In particular, this compliance point facilitates development of evidence repositories in support of software assurance and regulatory compliance.

2.4 Assurance Case compliance point

Software that conforms to the specification at the Assurance Case compliance point shall be able to import and export XMI documents that conform with the SACM XML Schema produced by applying XMI rules to the normative MOF metamodel defined in this entire specification. The top object of the Assurance Case package as a unit of interchange shall be the `SACM::AssuranceCasePackage` element.

The Conformance clause identifies which clauses of the specification are mandatory (or conditionally mandatory) and which are optional in order for an implementation to claim conformance to the specification.

3 References

3.1 Normative References

The following normative documents contain provisions which, through reference in this text, constitute provisions of this specification. For dated references, subsequent amendments to, or revisions of, any of these publications do not apply.

- ISO/IEC 15026-1:2013 Systems and software engineering - Systems and software assurance - Part 1: Concepts and vocabulary, 2013. <http://www.iso.org/iso/catalogue_detail.htm?csnumber=62526>
- ISO/IEC 15026-2: 2011 Systems and software engineering - Systems and software assurance - Part 2: Assurance case, 2011. <http://www.iso.org/iso/catalogue_detail.htm?csnumber=52926>
- OMG UML 2.5 Infrastructure Specification formal/15-03-01. <<http://www.omg.org/spec/UML/>>
- OMG Meta-Object Facility (MOF) version 2.5 formal/2015-06-05. <<http://www.omg.org/spec/MOF/>>
- OMG MOF XML Metadata Interchange (XMI) Specification, version 2.5.1, formal/2015-06-07 <<http://www.omg.org/spec/XMI/>>

3.2 Non-normative References

The following non-normative documents contain provisions which, through reference in this text, provide informative context for material in this specification.

- Goal Structuring Notation (GSN) Community Standard, Nov 2011. <http://www.goalstructuringnotation.info/documents/GSN_Standard.pdf>
- Open Platform for Evolutionary Certification of Safety-critical Systems (OPENCROSS) WP4: Common Certification Language, 2012-2015. <<http://www.opencross-project.eu/node/7>>
- Open Platform for Evolutionary Certification of Safety-critical Systems (OPENCROSS) WP6: Evolutionary Evidential Chain, 2012-2015. <<http://www.opencross-project.eu/node/7>>.
- Evidence management for compliance of critical systems with safety standards: A survey on the state of practice, Information and Software Technology 60: 1-15, Elsevier (North-Holland) (2015). <<http://www.sciencedirect.com/science/article/pii/S0950584914002560>>
- OMG Structured Pattern Metamodel Standard (SPMS), beta2, ptc/14-09-31 <<http://www.omg.org/spec/SPMS/>>
- Open Group Dependability Assurance Framework (O-DA), Jul 2013. <<https://www2.opengroup.org/ogsys/catalog/C13F>>
- OMG Dependability Assurance Framework for Safety-Sensitive Consumer Devices (DAF), beta1, May 2015. <<http://www.omg.org/spec/DAF/>>
- Infusion Pumps Total Product Life Cycle Guidance for Industry and FDA Staff, Dec 2014. <<http://www.fda.gov/medicalDevices/DeviceRegulationandGuidance/GuidanceDocuments/ucm206153.htm>>

4 Terms and Definitions

For the purposes of this specification, the following terms and definitions apply.

Argument

A body of information presented with the intention to establish one or more claims through the presentation of related supporting claims, evidence, and contextual information.

Assurance Case

A collection of auditable claims, arguments, and evidence created to support the contention that a defined system/service will satisfy its assurance requirements.

Claim

A proposition being asserted by the author or utterer that is a true or false statement.

Evidence

Objective artefacts being offered in support of one or more claims.

Evidence Repository

A software service providing access to, and information about, a collection of evidence items, such as records, documents, and other exhibits together with related information that facilitates management of evidence, the interpretation of evidence, and understanding the evidentiary support provided to claims.

Structured argument

A particular kind of argument where the relationships between the asserted claims, and from the evidence to the claims are explicitly represented.

5 Symbols

There are no symbols defined in this specification.

6 Additional Information

6.1 Changes to Adopted OMG Specifications [optional]

This specification completely replaces the SACM 1.1 specification.

6.2 Acknowledgements

The following companies submitted this specification:

- MITRE Corporation
- Adelard LLP
- KDM Analytics
- Lockheed Martin
- Benchmark Consulting

The following companies supported this specification:

- University of York
- Universidad Carlos III de Madrid
- Carnegie Mellon University

6.3 How to Proceed

The rest of this document contains the technical content of this specification.

Clause 7. Specification overview - Provides design rationale for the SACM Argumentation Metamodel specification.

Part 1 of the specification defines the normative common elements. This part includes three clauses. Material in this part of the specification is related to all compliance points.

Clause 8. SACM Base classes define the common base classes of the Structured Assurance Case Metamodel.

Clause 9. SACM Packages define the common packages of the Structured Assurance Case Metamodel.

Clause 10. SACM Terminology defines the common terminology classes of the Structured Assurance Case Metamodel.

Part 2 of the specification defines the SACM Argumentation metamodel. The Argumentation Metamodel defines the catalog of elements for constructing and interchanging structured statements describing argumentations. Material in this part of the specification is related to the Assurance Case and Argumentation compliance points, and is not required for the Evidence Container compliance point. This part includes a single clause. The non-normative Annex B contains some examples of the SACM XML interchange format for Argumentation, and describes how SACM Argumentation is related to existing graphical notations for describing structured arguments, such as the Goal Structuring Notation (GSN) and the Claims-Arguments-Evidence (CAE) notation.

Clause 11. The SACM Argumentation Metamodel - Provides the details of the Argumentation Metamodel specification.

Part 3 of the specification defines the SACM Artefact Metamodel. The Artefact Metamodel defines the catalog of elements for constructing and interchanging precise statements involved in evidence-related efforts. This part includes a single clause. Material in this part of the specification is related to the Assurance Case and the Evidence Container compliance points, and it is not required for the Argumentation compliance point.

Clause 12 defines the key elements of the Artefact Metamodel.

7 Background and Rationale

7.1 The Need for Assurance Cases

All sectors of society are placing growing reliance on software-enabled and connected systems, both information systems and embedded systems. Adequate functioning of many of these systems is critical to the well-being of organizations and society. Today, these numerous, large, complex systems provide increased benefits by connecting with others and often directly or indirectly to the Internet.

However the societal and individual risks posed by attacks on, or in the maladaptive behavior of such systems, are significant enough to warrant a pro-active technology adoption approach whereby the emergent risks can be analyzed, explored, communicated, and ultimately accepted by those responsible for the assurance.

Thus, system suppliers face the task of engineering their products and services to meet these challenges and threats in such a way that users and other stakeholders can rationally possess the needed confidence in them – or at least judge their level of risk. This means that suppliers must not only ensure their delivery of adequate systems, but acquirers and users require the explicit, valid, well-reasoned, and evidence-supported grounds¹ for their confidence and decision making including related engineering conclusions and their uncertainty.

Historically assurance cases covering safety and security requirements for systems have been seen as an important tool for the interchange of assurance information.

To make system assurance more practical, automation and meaningful exchange of this assurance-related information is needed. System suppliers, tool vendors, acquirers, users, and others would benefit from a flexible and extensible means for its representation and exchange.

The concept of an assurance case is one that provides a framework for analyzing and communicating the assurance arguments and evidence that relates to a system under consideration. Suppliers and customers can see how the system lifecycle products (system requirements, design, testing, field experience, etc.) relate to and satisfy the assurance requirements, enabling sufficient confidence to be gained in the behavior and integration of the system within its operational context.

Simply put, an assurance case comprises the arguments and evidence that a system will meet its assurance requirements over its lifecycle.

7.2 Structured Arguments

Arguments have always been used - albeit informally - to communicate and persuade stakeholders that sufficient confidence can be had in a particular system. However these arguments are often spread over a range of system and management documentation, and it is difficult to see the argument as a whole in a clear way.

In the assurance domain an ‘argument’ is defined as “a connected series of statements or reasons intended to establish a position...; a process of reasoning”². In attempting to persuade others of a position, we cite reasons why a claim should be accepted as true. These reasons are described as the premises of the argument, and the claim they support as its conclusion. These terms can be used to define the ‘normal form’ of an argument as:

¹ Suppliers also need the same or similar case to justify release and deployment.

² Shorter Oxford English Dictionary, 6th Edition (2007).

Premise
Premise
Premise

So, Conclusion

This form reduces argument to its most primitive building blocks, for example:

Premise: All complex systems are susceptible to failure.
Premise: Failures can lead to accidents.

Therefore,

Conclusion: Accidents can occur in complex safety-critical systems.

The terms ‘premise’ and ‘conclusion’ are relative. The premise of one reasoning step (e.g., that “All complex systems are susceptible to failure”) may itself need further reasoning support and will become the conclusion of a subsequent supporting argument. This gives rise to hierarchical argument structures (‘chains of reasoning’) in which arguments are established by the composition of a number of (premise-conclusion) reasoning steps in order to support an overall conclusion, as illustrated in Figure 7.1.

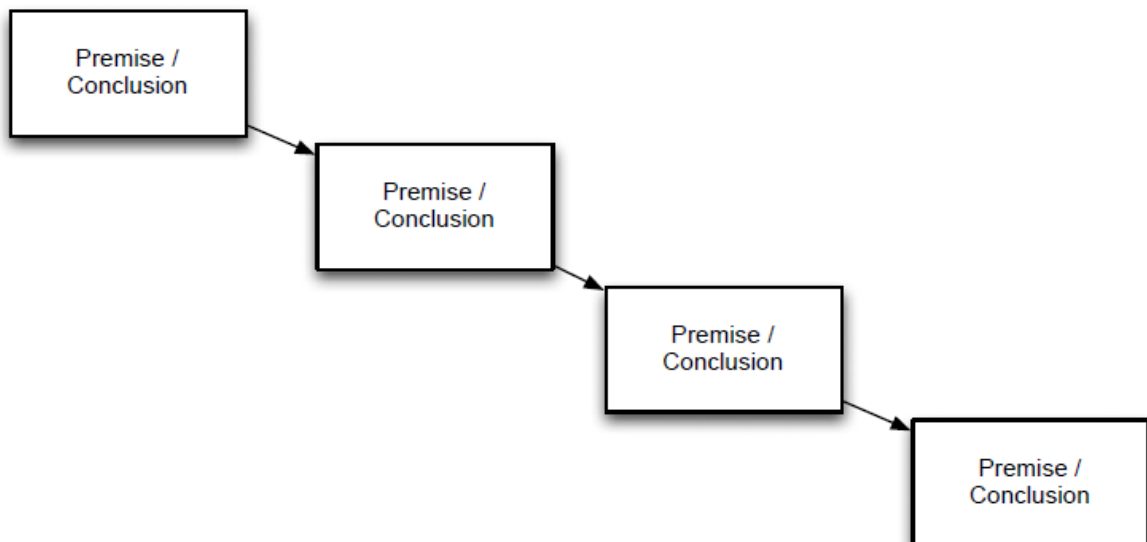


Figure 7.1 - Argument Chain Structure

7.3 Arguments as asserted positions

It is important to note that the representation of an argument is not the same as a valid argument. The process of argument representation and communication is separate from that of argument evaluation. For example, an argument may include invalid reasoning, or may have a reliance on irrelevant or false information.

Therefore representations of arguments should be seen as positions that are effectively asserted by the authors or organizations that are putting forward the argument.

Clearly professional ethics require that assurance stakeholders should present arguments that they believe to be correct, valid, and relevant.

A key concept is that structured arguments allow users to express and declare what they consider the argument to be.

7.4 Structured Arguments in SACM

SACM contains those elements presented as fundamental to the expression and exchange of structured arguments.

As noted above, a typical natural language dictionary definition of an argument is that an argument comprises a series of linked premises (propositions), leading to a conclusion. From this we can derive a set of practical modeling approaches that allow users to link together propositions (claims) and to communicate how they consider that higher level claims be supported or derived from the lower level claims. Since a claim can be used to support one or more other claims, the general form of a directed graph emerges.

SACM aims to provide a modeling framework to allow users to express and exchange their argument structures. The representation of an argument in SACM does not imply that the argument is complete, valid, or correct. Similarly, the evaluation or acceptance of an argument by a separate party is not covered by the SACM. In the SACM model, structured arguments comprise argument elements (primarily claims) that are being asserted by the author of the argument, together with relationships that are asserted to hold between those elements.

7.5 Precise statements related to evidence

In the simplest form, evidence consists of a collection of documents, records or artefacts that provide evidentiary support to a set of claims.

Artefacts may be structured together into composite artefacts or collections. For higher degrees of assurance it is pertinent to know how these artifacts have been created and managed over their lifecycle, and what techniques and resources were used in their generation – i.e., the provenance of the artefact.

The Artefact Metamodel defines the vocabulary for constructing and interchanging precise statements describing evidence-related efforts, including

- Describing artefacts and their properties and associated events
- Collection and management of evidence by participants, using resources, techniques, and activities, by describing the relationships between them
- Structuring of artefacts – e.g. as composite artefacts or collections

An extensible approach is presented whereby users of an Artefact Model may specify the relationships that hold between the artefact assets. If necessary a terminology package may be used to reuse common relationships.

Describing artefacts – artefacts have properties and associated events. An artefact event can be used to communicate, for example, the review date or release date for the artefact.

Collection and Management of Evidence – can be described by means of an extensible set of relationships between participants, activities, resources and the associated evidence artefacts.

Structuring of artefacts – Artefacts may be part of a larger composite by means of artefact to artefact relationships, or within a common artefact package.

This page intentionally left blank.

8 Structured Assurance Case Base Classes

8.1 General

This chapter presents the normative specification for the SACM Base Metamodel. It begins with an overview of the metamodel structure followed by a description of each element.

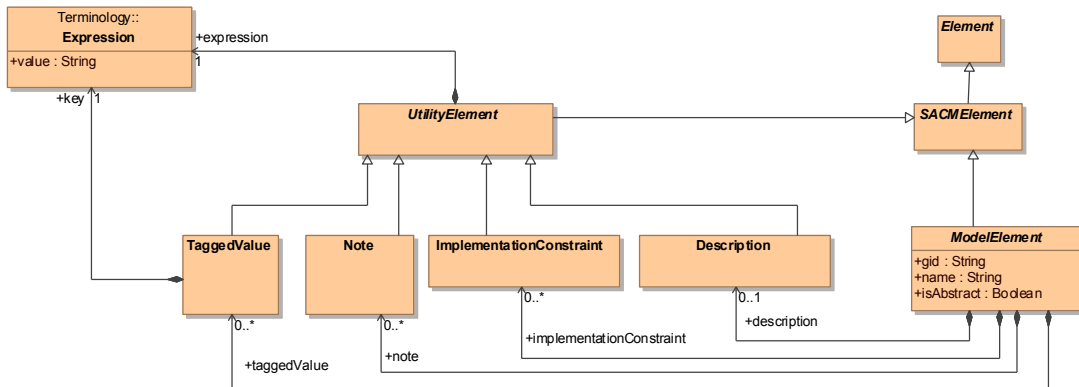


Figure 8.1 - Structured Assurance Case Base Classes Diagram

The Structured Assurance Case Base Classes express the foundational concepts and relationships of the base elements of the SACM metamodel and are utilized, through inheritance, by the bulk of the rest of the Structured Assurance Case Metamodel.

8.2 SACMElement (abstract)

SACMElement is the base class for SACM.

Superclass

MOF:Element

Attributes

None

Semantics

All the elements of a structured assurance case effort created with SACM correspond to a SACMElement.

8.3 ModelElement (abstract)

ModelElement is the base element for the majority of modeling elements.

Superclass

SACMElement

Attributes

gid: String – a unique identifier that is unique within the scope of the model instance

name: String – the name of the element

isAbstract: Boolean – a flag to indicate whether the ModelElement is considered to be abstract. This is used to indicate whether an element is part of a pattern or template.

Associations

implementationConstraint: ImplementationConstraint [0..*] – allows the description of any implementation constraint associated with converting the element from being abstract to being concrete

description: Description – the description of the element [0..1]

note: Annotation [0..*] – a collection of annotations associated with the element.

taggedValue: TaggedValue [0..*] – a collection of tagged values may be associated with each ModelElement

Semantics

All the individual and identifiable elements of a SACM model correspond to a ModelElement.

Constraints

ImplementationConstraints should only be specified if isAbstract is true.

8.4 UtilityElement (abstract)

UtilityElement is an abstract element for a number of utility elements.

Superclass

SACMElement

Associations

expression: Expression [1] – the expression object containing the value of the UtilityElement (see Terminology section 10)

Semantics

UtilityElement supports the specification of additional information for a ModelElement.

8.5 ImplementationConstraint

This class specifies details of any implementation constraints that must be satisfied whenever a referencing ModelElement is to be converted from *isAbstract = true* to *isAbstract = false*. For example in the context of a SACM pattern fragment, an element will need to satisfy the implementation rules of the pattern.

Superclass

UtilityElement

Semantics

ImplementationConstraints indicate the conditions to fulfill in order to allow an abstract ModelElement (*isAbstract = true*) to become non-abstract (*isAbstract = false*).

Constraints

ImplementationConstraints should only specified if *isAbstract* is true.

8.6 Description

This class specifies a description that may be associated with a ModelElement. In many cases Description is used to provide the 'content' of a SACM element. For example, it would be used to provide the text of a Claim.

Superclass

UtilityElement

Semantics

A Description provides details about ModelElements in relation to aspects such as their content or purpose. Therefore, Descriptions can be used to both characterize ModelElements and facilitate their understanding.

8.7 Note

This class specifies a generic note that may be associated with a ModelElement. For example a note may include a number of explanatory comments.

Superclass

UtilityElement

Semantics

Notes are used to specify additional (typically optional) generic, unstructured, untyped information about a ModelElement. An example of this kind of information could be a comment about a ModelElement.

8.8 TaggedValue

This class represents a simple key/value pair that can be attached to any element in SACM. This is a simple extension mechanism to allow users to add attributes to each element beyond those already specified in SACM.

Superclass

UtilityElement

Attributes

key: Expression – the key of the tagged value

Semantics

TaggedValues can be used to specify attributes, and their corresponding values, for ModelElements.

Constraints

TaggedValues should not be used to document attributes that already form part of SACM (e.g., ArtefactProperty).

9 Structured Assurance Case Packages

9.1 General

This chapter presents the normative specification for the SACM Packages Metamodel. It begins with an overview of the metamodel structure followed by a description of each element.

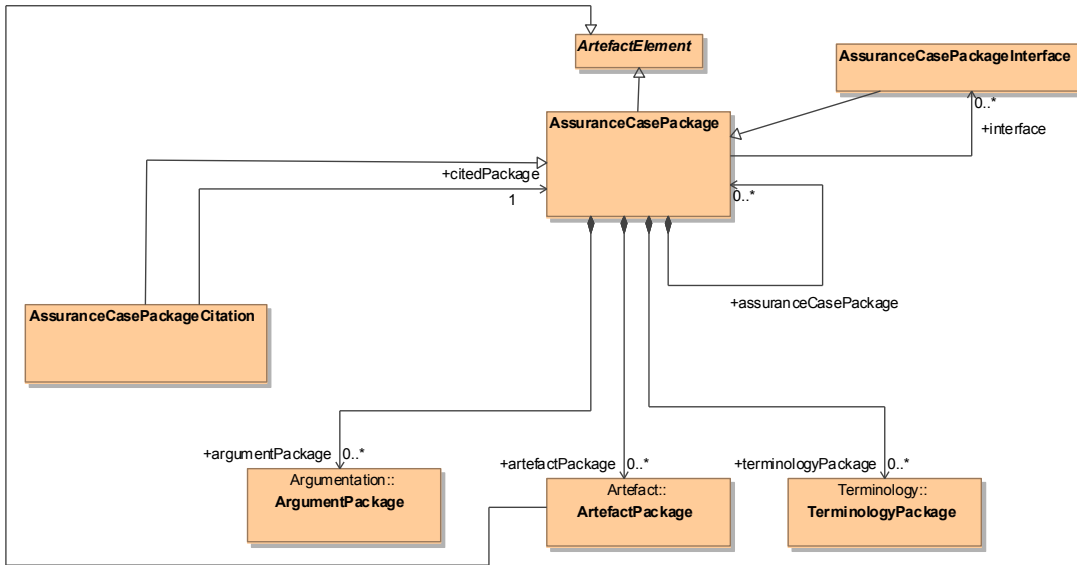


Figure 9.1 - Structured Assurance Case Packages Class Diagram

In SACM, the parent container element is AssuranceCasePackage. AssuranceCasePackages can be thought of assurance case ‘modules’. Packages can contain other packages, including citations to other packages not contained within the same package hierarchy. Packages optionally can have a separately declared interface (AssuranceCasePackageInterface) (analogous to a public header file) that declares selected packages contained by a package.

Assurance cases (AssuranceCasePackages) consist of arguments (contained in ArgumentPackages), evidence descriptions (contained in ArtefactPackages) and Terminology definitions (contained in TerminologyPackages).

9.2 ArtefactElement (abstract)

ArtefactElement is an abstract class that serves as a parent class for Artefacts and AssuranceCasePackage elements.

Superclass

ModelElement

Semantics

ArtefactElement correspond to the base class for specifying all the identifiable units of data modelled and managed in a structured assurance case effort.

9.3 AssuranceCasePackage

AssuranceCasePackage is an exchangeable element that may contain a mixture of artefacts, argumentation and terminology. When users exchange content, it is expected they use this as the top level container. It is a recursive container, and may contain one or more sub-packages.

This follows the existing practice of considering an assurance case when fully completed to comprise both argumentation and evidence, although each may be exchanged individually.

AssuranceCasePackage is a sub-class of ArtefactElement. Semantically an AssuranceCasePackage can be considered as an artefact of evidence (e.g. from the perspective of another AssuranceCasePackage).

Superclass

ArtefactElement

Associations

assuranceCasePackageCitation: AssuranceCasePackageCitation [0..*] – a collection of optional citations to other AssuranceCasePackages

assuranceCasePackage: AssuranceCasePackage [0..*] – a number of optional sub-packages

interface: AssuranceCasePackageInterface [0..*] – a number of optional assurance case package interfaces that the current package may implement

artefactPackage: ArtefactPackage [0..*] – a number of optional artefact sub-packages

terminologyPackage: TerminologyPackage [0..*] – a number of optional terminology sub-packages

Semantics

AssuranceCasePackage is the root class for creating structured assurance cases.

9.4 AssuranceCasePackageInterface

AssuranceCasePackageInterface is a kind of AssuranceCasePackage that defines an interface that may be exchanged between users. An AssuranceCasePackage may declare one or more ArtefactPackageInterfaces.

Superclass

AssuranceCasePackage

Semantics

AssuranceCasePackageInterface enables the declaration of the elements of an AssuranceCasePackage that might be referred to (cited) in another AssuranceCasePackage, thus the elements can be used for assurance in the scope of the latter AssuranceCasePackage.

Constraints

AssuranceCasePackageInterface are only allowed to contain the following: ArgumentPackageInterfaces, ArtefactPackageInterfaces, and TerminologyPackages.

9.5 AssuranceCasePackageCitation

AssuranceCasePackageCitation is used to cite another AssuranceCasePackage. The citation can be used where an assurance case author wishes to refer to an AssuranceCasePackage outside of the current AssuranceCasePackage hierarchy.

Superclass

ArtefactElement

Associations

citedPackage: AssuranceCasePackage – the existing AssuranceCasePackage being referenced.

Constraints

The citedPackage referred to by a AssuranceCasePackageCitation must be outside of the containment hierarchy containing the citation.

9.6 ArgumentPackage

ArgumentPackage is a container for the structured argument aspect of the assurance case. It contains the structure of assertions which comprise the structured argument.

Superclass

ArgumentationElement

Associations

argumentPackageCitation: ArgumentPackageCitation [0..*] – an optional set of citations to other ArgumentPackages

argumentPackage: ArgumentPackage [0..*] – an optional set of sub ArgumentPackages, allowing for recursive

containment argumentAsset: ArgumentAsset [0..*] an optional set of ArgumentAssets

Semantics

ArgumentPackage is the base class for specifying the results of the argumentation efforts for a structured assurance case (i.e., an AssuranceCase).

9.7 TerminologyPackage

TerminologyPackage is a container element for terminology that may be exchanged. Terminology can define terms, expressions or categories, used elsewhere in the assurance case.

Superclass

TerminologyElement

Associations

terminologyPackageCitation: TerminologyPackageCitation [0..*] – an optional set of citations to other TerminologyPackage elements

terminologyAsset: TerminologyAsset [0..*] – an optional set of terminology assets (expressions, terms and categories)

terminologyPackage: TerminologyPackage [0..*] – an optional set of contained TerminologyPackage elements, allowing for recursive containment.

Semantics

TerminologyPackage is the base class for specifying all the terminology needs and constraints (via TerminologyAssets) for a structured assurance case (i.e., an AssuranceCase).

9.8 ArtefactPackage

ArtefactPackage is a container element for the assets that are used as evidence or cited in support of a structured argument. These assets form the evidential basis for the assurance case.

Superclass

ArtefactElement

Associations

artefactPackageCitation: ArtefactPackageCitation [0..*] – an optional set of citations to other ArtefactPackage elements
artefactAsset:

ArtefactAsset [0..*] – an optional set of ArtefactAsset elements, such as citations, artefacts, resources, activities, etc.

artefactPackage: ArtefactPackage [0..*] - an optional set of contained ArtefactPackage elements, allowing for recursive containment.

Semantics

ArtefactPackage is the base class for specifying and structuring the ArtefactAssets of a structured assurance case (i.e., an AssuranceCase).

10 Structured Assurance Case Terminology Classes

10.1 General

This chapter presents the normative specification for the SACM Terminology Metamodel. It begins with an overview of the metamodel structure followed by a description of each element.

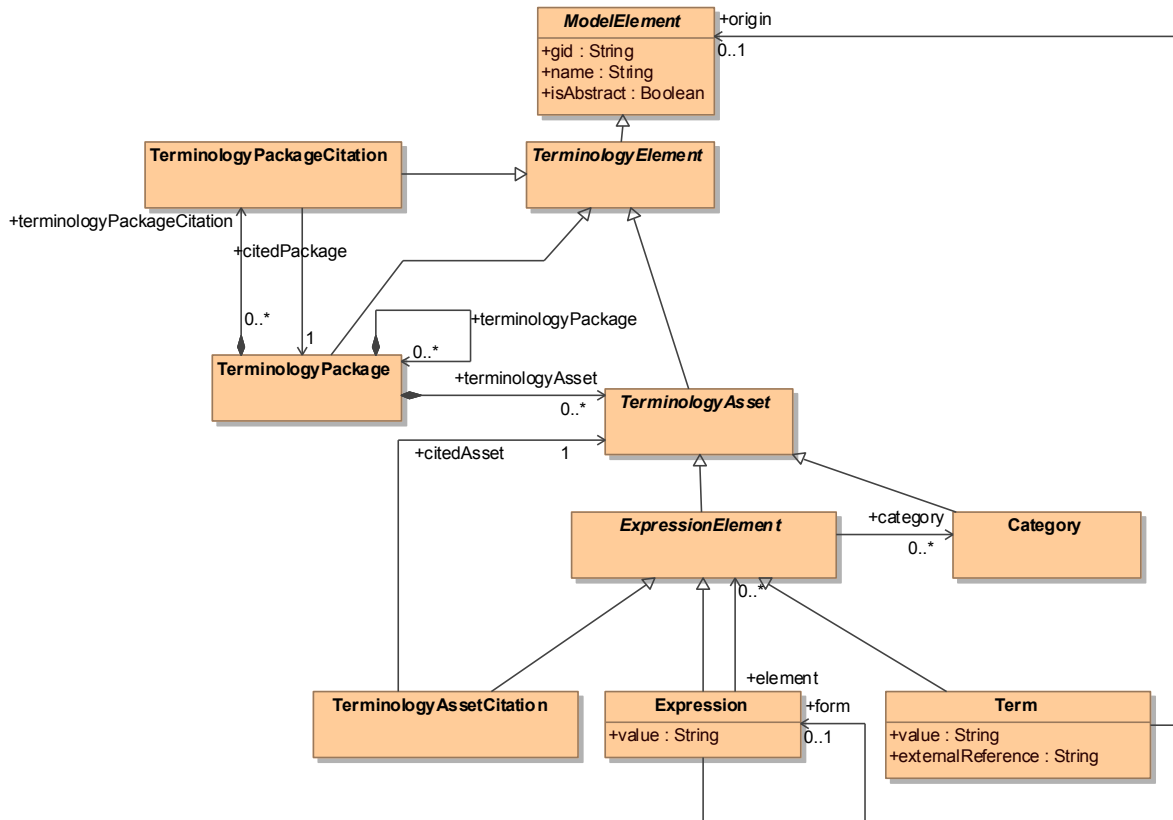


Figure 10.1 - Terminology Class Diagram

This portion of the SACM metamodel describes and defines the concepts of term, expression and an external interface to terminology information from others. This area of the Structured Assurance Case Metamodel also provides the starting foundation for formalism in the assembly of terms into expressions without mandating the formalism for those that do not need it.

10.2 TerminologyElement (abstract)

TerminologyElement is an abstract class that serves as a parent class for all SACM terminology assets (TerminologyAsset) and the packaging of these assets (TerminologyPackage and TerminologyPackageCitation).

Superclass

ModelElement

Semantics

TerminologyElement is the base class for specifying the terminology aspects of an assurance case (AssuranceCasePackage).

10.3 TerminologyPackage

The TerminologyPackage Class is the container class for SACM terminology assets.

Superclass

TerminologyElement

Associations

TerminologyAsset:TerminologyAsset[0..*]

The TerminologyAssets contained in a given instance of a TerminologyPackage.
terminologyPackage:TerminologyPackage[0..*]

The nested terminologyPackage contained in a given instance of a TerminologyPackage
terminologyPackageCitation:TerminologyPackageCitation[0..*]

The nested terminologyPackageCitation contained in a given instance of a TerminologyPackage

Semantics

TerminologyPackages contain the TerminologyAssets that can be used within the naming and description of SACM arguments and artefacts. TerminologyPackage elements can be nested, and can contain citations (references) to other TerminologyPackages.

10.4 TerminologyPackageCitation

The TerminologyPackageCitation is a citation (reference) to another TerminologyPackage.

Superclass

TerminologyElement

Associations

citedPackage: TerminologyPackage[0..1]

The TerminologyPackage being cited by the TerminologyPackageCitation.

Semantics

TerminologyPackageCitations make it possible to cite other TerminologyPackages. For example, within a TerminologyPackage it can be useful to refer to another TerminologyPackage (to reference terminology) that is not contained with the same TerminologyPackage and is defined elsewhere.

Constraints

The citedPackage referred to by a TerminologyPackageCitation must be outside of the containment hierarchy containing the citation.

10.5 TerminologyAsset (abstract)

The TerminologyAsset Class is the abstract class for the different types of terminology elements represented in SACM.

Superclass

TerminologyElement

Semantics

TerminologyAssets represent all of the elements required to model and categorize expressions in SACM (expressions and terminology categories).

10.6 Category

The Category class describes categories of ExpressionElements (Terms and Expressions) and can be used to group these elements within TerminologyPackages.

Superclass

TerminologyAsset

Semantics

Terms and ExpressionElements can be said to belong to Categories. Categories can group Terms, Expressions, or a mixture of both. For example, a Category could be used to describe the terminology associated with a specific assurance standard, project, or system.

10.7 ExpressionElement (abstract)

The ExpressionElement class is the abstract class for the elements in SACM that are necessary for modeling expressions.

Superclass

TerminologyAsset

Associations

category: Category [0..*] – optionally associates the ExpressionElement with one or more terminology categories.

Semantics

ExpressionElements are used to model (potentially structured) expressions in SACM. All ModelElements contain a Description whose value is provided by means of an Expression.

10.8 Expression

The Expression class is used to model both abstract and concrete phrases in SACM. Abstract Expressions are denoted by the inherited isAbstract attribute being set true. A concrete expression (denoted by isAbstract being false) is one that has a literal string value and references only concrete ExpressionElements.

Superclass

ArtefactElement

Attributes

value: String – An attribute recording the value of the expression

Associations

element: ExpressionElement [0..*] – an optional reference to other ExpressionElements forming part of the StructuredExpression.

Semantics

Expressions are used to model phrases and sentences. These are defined using the value attribute. The value attribute can be a simple literal string. Alternatively, the expression can also be defined (using the value string) as a production rule involving other ExpressionElements. In this case, the value string must use a suitable (string) form for denoting the position of involved ExpressionElements (e.g. “\$<ExpressionElement.name>\$”) within the production rule, and expressing production rule operators (e.g. Extended Backus-Naur Form operators).

Constraints

Where an Expression has associated ExpressionElements these should be referenced by name within the Expression.value.

Where an Expression.value references ExpressionElements by name, these ExpressionElements should be associated (using the element association) with Expression.

10.9 Term

The Term class is used to model both abstract and concrete terms in SACM. Abstract Terms can be considered placeholders for concrete terms and are denoted by the inherited isAbstract attribute being set true. A concrete term is denoted by isAbstract being false.

Attributes

value: String – An attribute recording the value of the Term

externalReference: String – An attribute recording an external reference (e.g., URI) to the object referred to by the Term

Superclass

ExpressionElement

Semantics

Term class is used to model both abstract and concrete terms in SACM. Abstract Terms can be considered placeholders for concrete terms and are denoted by the inherited isAbstract attribute being set true. A concrete term is denoted by isAbstract being false.

The externalReference attribute enables the referencing of the object signified by the term (signifier). It also provides a mechanism whereby terms can reference concepts and terms defined in other ontology and terminology models.

10.10 TerminologyAssetCitation

The TerminologyAssetCitation is a citation (reference) to an ExpressionElement contained in another TerminologyPackage.

Superclass

ExpressionElement

Associations

citedElement:TerminologyAsset [1] The TerminologyAsset being cited by the TerminologyAssetCitation.

Semantics

TerminologyAssetCitations make it possible to cite TerminologyAssets from other TerminologyPackages when forming TerminologyPackages or Expressions.

For example, within a TerminologyPackage it can be useful to refer to TerminologyAssets within another TerminologyPackage (to reference terminology) that are not contained with the same TerminologyPackage and is defined elsewhere. Within an Expression it can also be useful to refer to TerminologyAssets within another TerminologyPackage that are not contained with the same TerminologyPackage and is defined elsewhere.

Constraints

The citedElement referred to by a TerminologyAssetCitation must be outside of the containment hierarchy containing the citation.

This page intentionally left blank.

Part II - Argumentation Metamodel

This part of the specification defines the Argumentation Metamodel.

This page intentionally left blank.

11 SACM Argumentation Metamodel

11.1 General

This chapter presents the normative specification for the SACM Argumentation Metamodel. It begins with an overview of the metamodel structure followed by a description of each element.

11.2 Argumentation Class Diagram

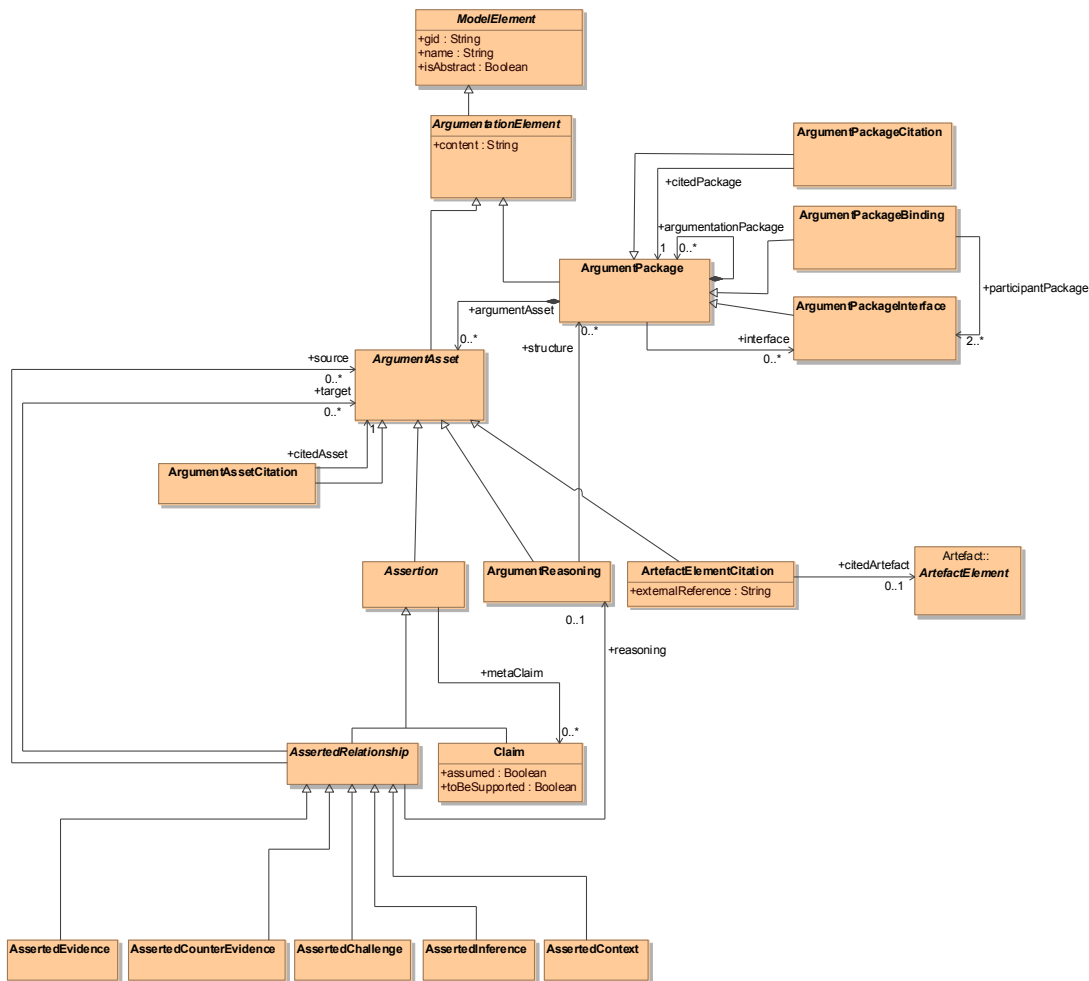


Figure 11.1 - Argumentation Class Diagram

This portion of the SACM model describes and defines the concepts required to model structured arguments. Arguments are represented in SACM through explicitly representing the Claims and citation of artefacts (e.g., as evidence) (ArtifactElementCitation), and the ‘links’ between these elements – e.g., how one or more Claims are asserted to infer another Claim, or how one or more artefacts are asserted as providing evidence for a Claim (AssertedEvidence). In addition to these core elements, in SACM it is possible to provide additional description of the ArgumentReasoning associated with inferential and evidential relationships, represent counter-arguments (through AssertedChallenge), counter-evidence (through AssertedCounterEvidence), and represent how artefacts provide the context in which arguments should be interpreted (through AssertedContext.)

The packaging of structured arguments into ‘modular’ argument packages is enabled through ArgumentPackages, an optional declaration of an interface for the package (ArgumentPackageInterface) that cites a specific selection of the ArgumentElements contained within the package, and the ability to link (by means of an argument) two or more argument packages (through an ArgumentPackageBinding). It is also possible within a package to cite elements contained within other argument packages (through using ArgumentElementCitation).

In the following sections we describe these model elements in detail.

11.2.1 ArgumentationElement class (abstract)

An ArgumentationElement is the top level element of the hierarchy for argumentation elements.

Semantics

The ArgumentationElement is a common class for all elements within a structured argument.

11.2.2 ArgumentPackage Class

The ArgumentPackage Class is the container class for a structured argument represented using the SACM Argumentation Metamodel.

Superclass

ArgumentationElement

Associations

argumentAsset:ArgumentAsset[0..*]

The ArgumentAssets contained in a given instance of an ArgumentPackage.

argumentPackage:ArgumentationPackage[0..*]

The nested argumentPackage contained in a given instance of an ArgumentPackage

interface:ArgumentationPackage[0..*]

Reference to the declared interface for the ArgumentPackage.

Semantics

ArgumentPackages contain structured arguments. These arguments are composed of ArgumentAssets.

ArgumentPackages elements can be nested, and can contain citations (references) to other ArgumentPackages.

For example, arguments can be established through the composition of Claims (propositions) and the AssertedInferences between those Claims.

11.2.3 ArgumentPackageCitation Class

The ArgumentPackageCitation is a citation (reference) to another ArgumentPackage.

Superclass

ArgumentPackage

Associations

citedPackage:ArgumentPackage[1]

The ArgumentPackage being cited by the ArgumentPackageCitation.

Semantics

ArgumentPackageCitations make it possible to cite other ArgumentPackages.

For example, within an ArgumentPackage it can be useful to refer to another ArgumentPackage that is not contained within the same ArgumentPackage.

Constraints

ArgumentPackageCitations have no contents other than the association to the citedPackage.

The citedPackage referred to by an ArgumentPackageCitation must be outside of the containment hierarchy containing the citation.

11.2.4 ArgumentPackageBinding Class

The ArgumentPackageBinding is a sub type of ArgumentPackage used to record the mapping (agreement) between two or more ArgumentPackages.

Superclass

ArgumentPackage

Associations

participantPackage:ArgumentPackageInterface[2..*]

The ArgumentPackages being mapped together by the ArgumentPackageBinding.

Semantics

ArgumentPackageBindings can be used to map resolved dependencies between the Claims of two or more ArgumentPackages.

For example, one `ArgumentPackage` may contain a claim that is `toBeSupported` (i.e. currently has no supporting argument). An `ArgumentPackageBinding` can be used to record the mapping (by means of containing a structured argument linking `ArgumentAssetCitations` to the claims in question) between this claim and a supporting claim in another `ArgumentPackage`.

An `ArgumentPackageInterface` is a sub type of `ArgumentPackage` that can be used to create an explicit interface to an existing `ArgumentPackage`.

Constraints

The 'root' `ArgumentAssets` contained by an `ArgumentPackageBinding` (i.e. the `ArgumentAssets` only associated as target of an `AssertedRelationship`) and 'leaf' `ArgumentAssets` (i.e. the `ArgumentAssets` only associated as source of an `AssertedRelationship`) must be `ArgumentAssetCitations` to `Claims` or `ArtefactElementCitations` contained within the `ArgumentPackages` associated by the `participantPackage` association.

11.2.5 ArgumentPackageInterface Class

Superclass

`ArgumentPackage`

Semantics

`ArgumentPackageInterfaces` can be used to declare (by means of containing `ArgumentAssetCitations`) the `ArgumentAssets` contained in an `ArgumentPackage` that form part of the explicit, declared, interface of the `ArgumentPackage`.

For example, whilst an `ArgumentPackage` may contain many `Claims`, it may be desirable to create an `ArgumentPackageInterface` that cites only a subset of those claims that are intended to be mapped / used (e.g. by means of an `ArgumentPackageBinding`) by other `ArgumentPackages`. There may be more than one `ArgumentPackageInterface` for a given `ArgumentPackage` that reveal different aspects of the `ArgumentPackage` for different audiences.

Constraints

`ArgumentPackageInterfaces` are only allowed to contain `ArgumentAssetCitations` to `ArgumentAssets` within the `ArgumentPackage` with which this `ArgumentPackageInterface` is associated (by the interface association).

11.2.6 ArgumentAsset Class (abstract)

The `ArgumentAsset` Class is the abstract class for the elements of any structured argument represented in SACM.

Superclass

`ArgumentationElement`

Semantics

`ArgumentAssets` represent the constituent building blocks of any structured argument contained in an `ArgumentPackage`.

For example, `ArgumentAssets` can represent the `Claims` made within a structured argument contained in an `ArgumentPackage`.

11.2.7 Assertion Class (abstract)

Assertions are used to record the propositions of Argumentation (including both the Claims about the subject of the argument and the structure of the Argumentation being asserted). Propositions can be true or false, but cannot be true and false simultaneously.

Associations

metaClaim:Claim[0..*]

references Claims concerning (i.e., about) the Assertion (e.g., regarding the confidence in the Assertion)

Semantics

Structured arguments are declared by stating claims, citing evidence and contextual information, and asserting how these elements relate to each other.

11.2.8 ArtefactElementCitation Class

The ArtefactElementCitation Class enables the citation of an artefact that relates to the structured argument.

Superclass

ArgumentAsset

Attributes

externalReference: String An attribute recording a URL to external evidence.

Associations

citedArtefact:ArtefactElement[0..1]

The ArtefactElements cited by the current ArtefactElementCitation object.

Semantics

It is necessary to be able to cite artefacts that provide supporting evidence, context, or additional description for the core reasoning of the recorded argument. ArtefactElementCitations allow there to be an objectified citation of this information within the structured argument, thereby allowing the relationship between this artefact and the argument to also be explicitly declared.

The externalReference attribute can be used when wishing to cite an Artefact not being modeled by an SACM ArtefactElement.

11.2.9 ArgumentAssetCitation Class

The ArgumentAssetCitation cites an ArgumentAsset within another ArgumentPackage, for use within the current ArgumentPackage.

Superclass

ArgumentAsset

Associations

citedAsset:ArgumentAsset[0..*]

References an ArgumentAsset within another ArgumentPackage.

Semantics

Within an ArgumentPackage it can be useful to be able to cite elements of another ArgumentPackage (i.e., ArgumentAssets) to act as explicit proxies for those elements acting within the argumentation structure. For example, in supporting a Claim it may be useful to cite a Claim contained within another ArgumentPackage.

Constraints

The citedAsset referred to by an ArgumentAssetCitation must be outside of the containment hierarchy containing the citation.

11.2.10 Claim Class

Claims are used to record the propositions of any structured argument contained in an ArgumentPackage. Propositions are instances of statements that could be true or false, but cannot be true and false simultaneously.

Superclass

Assertion

Attributes

assumed: Boolean

An attribute recording whether the claim being made is declared as being assumed to be true rather than being supported by further reasoning.

toBeSupported: Boolean

An attribute recording whether further reasoning has yet to be provided to support the Claim (e.g. further evidence to be cited).

Semantics

The core of any argument is a series of claims (premises) that are asserted to provide sufficient reasoning to support a (higher- level) claim (a conclusion).

A Claim that is intentionally declared without any supporting evidence or argumentation can be declared as being assumed to be true. It is an assumption. However, it should be noted that a Claim that is not 'assumed' (i.e., assumed = false) is not being declared as false.

A Claim that is intentionally declared as requiring further evidence or argumentation can be denoted by setting `toBeSupported` to be true.

Constraints

`Self.assumed` and `self.toBeSupported` cannot both be true simultaneously.

11.2.11 ArgumentReasoning Class

`ArgumentReasoning` can be used to provide additional description or explanation of the asserted inference or challenge that connects one or more Claims (premises) to another Claim (conclusion). `ArgumentReasoning` elements are therefore related to `AssertedInferences` and `AssertedChallenges`. It is also possible that `ArgumentReasoning` elements can refer to other structured Arguments as a means of documenting the detail of the argument that establishes the asserted inferences.

Superclass

`ReasoningElement`

Associations

`structure:ArgumentPackage[0..1]`

Optional reference to another the `ArgumentPackage` that provides the detailed structure of the argument being described by the `ArgumentReasoning`.

Semantics

The `AssertedRelationship` that relates one or more Claims (premises) to another Claim (conclusion), or evidence cited by an `ArtefactElementCitation` to a Claim, may not always be obvious. In such cases `ArgumentReasoning` can be used to provide further description of the reasoning involved.

11.2.12 AssertedRelationship Class (abstract)

The `AssertedRelationship` Class is the abstract association class that enables the `ArgumentAssets` of any structured argument to be linked together. The linking together of `ArgumentAssets` allows a user to declare the relationship that they assert to hold between these elements.

Superclass

`Assertion`

Associations

`source:ArgumentAsset[0..*]`

Reference to the `ArgumentAsset(s)` that are the source (start-point) of the relationship.

target:ArgumentAsset[0..*]

Reference to the ArgumentAsset(s) that are the target (end-point) of the relationship.

reasoning:ArgumentReasoning[0..*]

Reference to the ArgumentReasoning being described by the ArgumentReasoning.

Semantics

In SACM, the structure of an argument is declared through the linking together of primitive ArgumentAssets. For example, a sufficient inference can be asserted to exist between two claims (“Claim A implies Claim B”) or sufficient evidence can be asserted to exist to support a claim (“Claim A is evidenced by Evidence B”). An inference asserted between two claims (A – the source – and B – the target) denotes that the truth of Claim A is said to infer the truth of Claim B.

11.2.13 AssertedInference Class

The AssertedInference association class records the inference that a user declares to exist between one or more Assertion (premises) and another Assertion (conclusion). It is important to note that such a declaration is itself an assertion on behalf of the user.

Superclass

AssertedRelationship

Semantics

The core structure of an argument is declared through the inferences that are asserted to exist between Assertions (e.g., Claims). For example, an AssertedInference can be said to exist between two claims (“Claim A implies Claim B”). An AssertedInference between two claims (A – the source – and B – the target) denotes that the truth of Claim A is said to infer the truth of Claim B.

Constraints

The source of AssertedInference relationships must be Claims, or ArgumentElementCitations that cite a Claim.

The target of AssertedInference relationships must be Assertions, or ArgumentElementCitations that cite an Assertion.

11.2.14 AssertedEvidence Class

The AssertedEvidence association class records the declaration that one or more artefacts of Evidence (cited by ArtefactElementCitations) provide information that helps establish the truth of a Claim. It is important to note that such a declaration is itself an assertion on behalf of the user. The artefact (cited by an ArtefactElementCitation) may provide evidence for more than one Claim.

Superclass

AssertedRelationship

Semantics

Where evidence (cited by `ArtefactElementCitation`) exists that helps to establish the truth of a Claim in the argument, this relationship between the Claim and the evidence can be asserted by an `AssertedEvidence` association. An `AssertedEvidence` association between an artefact cited by an `ArtefactElementCitation` and a Claim (A – the source evidence cited – and B – the target claim) denotes that the evidence cited by A is said to help establish the truth of Claim B.

Constraints

The source of `AssertedEvidence` relationships must be `ArtefactElementCitation`.

The target of `AssertedEvidence` relationships must be `Assertions`, or `ArgumentElementCitations` that cite an `Assertion`.

11.2.15 AssertedChallenge Class

The `AssertedChallenge` association class records the challenge (i.e. counter-argument) that a user declares to exist between one or more Claims and another Claim. It is important to note that such a declaration is itself an assertion on behalf of the user.

Superclass

`AssertedRelationship`

Semantics

An `AssertedChallenge` by Claim A (source) to Claim B (target) denotes that the truth of Claim A challenges the truth of Claim B (i.e., Claim A leads towards the conclusion that Claim B is false).

Constraints

The source of `AssertedChallenge` relationships must be `Claims`, or `ArgumentElementCitations` that cite a `Claim`.

The target of `AssertedChallenge` relationships must be `Assertions`, or `ArgumentElementCitations` that cite an `Assertion`.

11.2.16 AssertedCounterEvidence Class

`AssertedCounterEvidence` can be used to associate evidence (cited by `ArtefactElementCitations`) to a Claim, where this evidence is being asserted to infer that the Claim is false. It is important to note that such a declaration is itself an assertion on behalf of the user.

Superclass

`AssertedRelationship`

Semantics

An `AssertedCounterEvidence` association between some evidence cited by an `InformationNode` and a Claim (A – the source evidence cited – and B – the target claim) denotes that the evidence cited by A is counter-evidence to the truth of Claim B (i.e., Evidence A suggests the conclusion that Claim B is false).

Constraints

The source of AssertedCounterEvidence relationships must be ArtefactElementCitation.

The target of AssertedCounterEvidence relationships must be Assertions, or ArgumentElementCitations that cite an Assertion.

11.2.17 AssertedContext Class

The AssertedContext association class can be used to declare that the artefact cited by an ArtefactElementCitation(s) provides the context for the interpretation and scoping of a Claim or ArgumentReasoning element. In addition, the AssertedContext association class can be used to declare a Claim asserted as necessary context (i.e. a precondition) for another Assertion or ArgumentReasoning.

Superclass

AssertedRelationship

Semantics

Contextual information often needs to be cited in order to make clear the interpretation and scope of a Claim or ArgumentReasoning description. For example, a Claim can be said to be valid only in a defined context (“Claim A is asserted to be true only in a context as defined by the information cited by Artefact B” or conversely “InformationItem B is the asserted context for Claim A”). A declaration (AssertedContext) of context (ArtefactElementCitation B) for a ReasoningElement A records that B is asserted to be contextual information required for the interpretation and scoping of A (i.e., B defines the context where the reasoning presented by A is asserted as true).

Contextual Claims often need to be cited as preconditions for a Claim or ArgumentReasoning. For example, a Claim may be asserted only in the context of another claim (“Claim A is asserted to be true only in a context where Claim B is true”. Similarly, a description of ArgumentReasoning A may only be considered true in a context where Claim B is true”.

Constraints

The source of AssertedContext relationships must be ArtefactElementCitations or Claims.

The target of AssertedContext relationships must be Assertions, ArgumentElementCitations that cite an Assertion, “ArgumentReasoning” elements or ArgumentElementCitations that cite ArgumentReasoning elements.

Part III - Artefact Metamodel

This part of the specification defines the Artefact Metamodel.

This page intentionally left blank.

12 Artefact Classes

12.1 General

This chapter presents the normative specification for the SACM Artefact Metamodel. It begins with an overview of the metamodel structure followed by a description of each element.

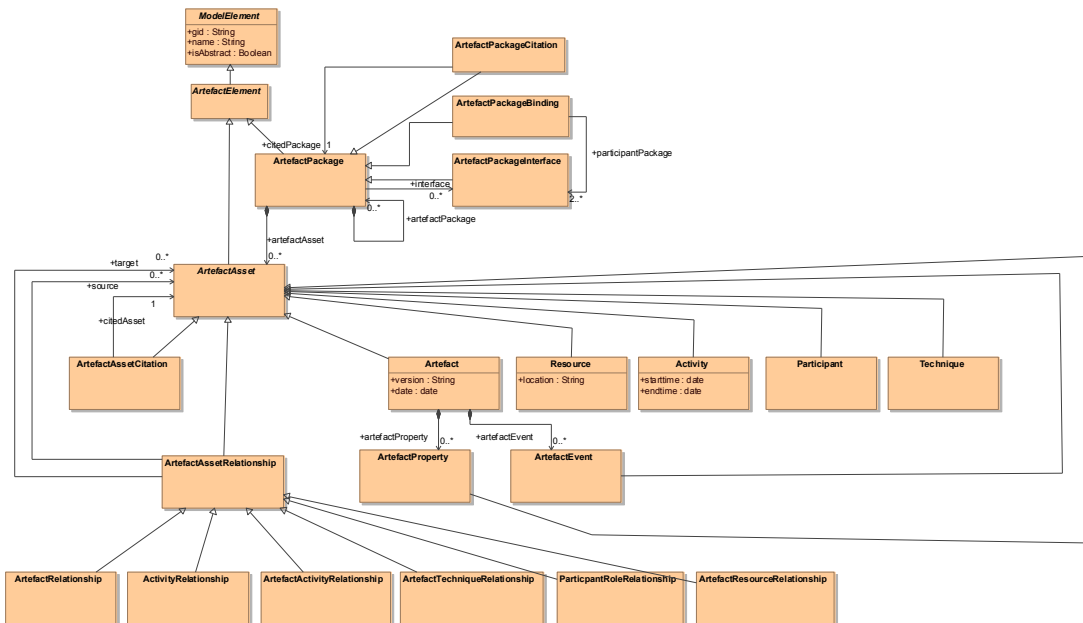


Figure 12.1 - Artefact Class Diagram

Artefacts correspond to the main evidentiary elements of an assurance case. By means of assertions (AssertedEvidence and AssertedCounterEvidence), artefacts are used for supporting claims and arguments.

In general, artefacts are managed when the corresponding objects are available. For example, a test case is linked to the requirement that validates once the test case has already been created. However, artefact management might also require the specification of patterns (or templates) in order to allow a user, for instance, to indicate that a given artefact must be created but it has not yet. A common scenario of this situation corresponds to the process during which a supplier and a certifier have to agree upon the artefacts that the supplier will have to provide as assurance evidence for a system. As a result of this process, artefact patterns could be specified, and such patterns would need to be made concrete during the lifecycle of the system. Artefact patterns are specified by mean of the attribute 'isAbstract' (ModelElement). For example, a supplier and a certifier might agree upon the need for maintaining a hazard log during a system's lifecycle. Such a hazard log would initially be modeled as an Artefact that is abstract. Once created, the value of this attribute of the hazard log would be 'false'. The specification of artefact patterns also facilitates their reuse, as the corresponding artefacts might have to be created in the scope of more than one assurance case effort. Using again hazard logs as an example, their structure might be the same for several systems, thus all the corresponding hazard logs might be based on a same abstract Artefact.

When made concrete, an Artefact can relate to many different types of information necessary for developing confidence in the Artefact and thus for assurance purposes. Such information can be regarded as meta-data or provenance information about an Artefact, provides information about its management, and is specified with the rest of specializations of ArtefactAsset (different to ArtefactAssetCitation). Using a design specification as an example, properties (ArtefactProperty) could be specified regarding its quality (completeness, consistency...), and it would have a lifecycle with events such as its creation and modifications. The specification could be created by using UML (Technique) in an Activity named 'Specify system design', stored in a Resource corresponding to a diagram created with some modeling tool, and later used as input for another Activity called 'Verify system design'. A given person (Participant) playing the role of system designer could be the owner of the design specification, which would also relate to other artefacts: the requirements specification that satisfies, the architecture that implements, its verification report, etc. Further relationships might be specified between other artefact assets, such precedence between activities ('Specify system design' precedes 'Verify system design') and the participants in an Activity.

12.2 ArtefactPackageCitation

ArtefactPackageCitation is used to cite another ArtefactPackage. The citation can be used where an assurance case author wishes to refer to an existing ArtefactPackage.

Superclass

ArtefactPackage

Associations

citedPackage: ArtefactPackage [1] – the ArtefactPackage cited by the ArtefactPackageCitation

Semantics

ArtefactPackageCitations enable the reference, in a given ArtefactPackage, to another ArtefactPackage.

Constraints

ArtefactPackageCitations have no contents other than the association to the citedPackage.

12.3 ArtefactPackageBinding

The ArtefactPackageBinding is a sub type of ArtefactPackage used to record ArtefactAssetRelationships between the ArtefactAssets of two or more ArtefactPackages.

Superclass

ArtefactPackage

Associations

participantPackage:ArtefactPackageInterface[2..*]

The ArtefactPackages containing the ArtefactAssets being related together by the ArtefactPackageBinding.

Semantics

ArtefactPackageBindings can be used to map dependencies between the cited ArtefactAssets of two or more ArtefactPackages. For example, a binding could be used to record a 'derivedFrom' ArtefactAssetRelationship between the ArtefactAsset of one package to the ArtefactAsset of another.

Constraints

ArtefactPackageBindings must only contain ArtefactAssetRelationships with source and target ArtefactAssetCitations citing ArtefactsAssets contained within the ArtefactPackageInterfaces associated by participantPackage.

12.4 ArtefactPackageInterface

ArtefactPackageInterface is a kind of ArtefactPackage that defines an interface that may be exchanged between users. A typical use case might be for a component supplier to provide its customers with ArtefactPackageInterfaces that contain the relevant supplier's ArtefactElements for the customers' ArtefactPackages. An ArtefactPackage may also declare that it implements or conforms to a particular ArtefactPackageInterface.

Superclass

ArtefactPackage

Associations

artefactPackageCitation: ArtefactPackageCitation [0..*] – an optional set of citations to other ArtefactPackage elements

artefactAsset: ArtefactAsset [0..*] – an optional set of ArtefactAsset elements, such as citations, artefacts, resources, activities, etc.

artefactPackage: ArtefactPackage [0..*] - an optional set of contained ArtefactPackage elements, allowing for recursive containment.

Semantics

ArtefactPackageInterface enables the declaration of the elements of an ArtefactPackage that might be referred to (cited) in another ArtefactPackage, thus the elements can be used for assurance in the scope of the latter ArtefactPackage.

Constraints

ArtefactPackageInterfaces are only allowed to contain ArtefactAssetCitations to ArtefactAssets within the ArtefactPackage with which this ArtefactPackageInterface is associated (by the interface association).

12.5 ArtefactAsset class (abstract)

The ArtefactAsset class represents the artefact-specific pieces of information of an assurance case, in contrast to the argument-specific pieces of information.

Superclass

ArtefactElement

Semantics

Information about artefacts is essential for any assurance case. The artefacts correspond, for instance, to the evidence provided in support of the arguments and claims of an assurance case. It is also important to have access to related pieces of information such as the provenance of an artefact, its lifecycle, and its properties. All this information might have to be consulted for developing confidence in the validity of an assurance case.

12.5.1 ArtefactAssetCitation class

The ArtefactAssetCitation class allows an ArtefactPackage to refer to the components of another ArtefactPackage.

Superclass

ArtefactAsset

Associations

citedAsset:ArtefactAsset[1]

The ArtefactAsset that the ArtefactAssetCitation cites

Constraints

The citedAsset of an ArtefactAssetCitation must be part of an ArtefactPackageInterface.

The citedAsset of an ArtefactAssetCitation must be part of a different ArtefactPackage.

The citedAsset of an ArtefactAssetCitation cannot be an ArtefactAssetCitation.

The citedAsset of an ArtefactAssetCitation cannot be an ArtefactAssetRelationship.

Semantics

ArtefactAssets belong to single ArtefactPackages. Nonetheless, the ArtefactAssets can be referred to in other ArtefactPackages in order to, for instance, specify that a relationship exists between ArtefactAssets of different ArtefactPackages. For example, an ArtefactPackage might be specified for all the V&V results of an assurance case, and another for the requirements specifications. The first ArtefactPackage might refer to the second for further specifying that a given V&V result corresponds to the validation of a given requirement.

12.5.2 Artefact class

The Artefact class represents the distinguishable units of data used in an assurance case.

Superclass

ArtefactAsset

Attributes

version: String
The version of the Artefact

date: Date
The date on which the artefact was created.

Associations

artefactProperty::ArtefactProperty[0..*]
The ArtefactProperties of the Artefact

artefactEvent::ArtefactEvent[0..*]
The set of ArtefactEvents that represent the lifecycle of the Artefact

Semantics

Artefacts correspond to the main evidentiary support for the arguments and claims of an assurance case: an Artefact can play the role of evidence of a Claim (AssertedEvidence), or of counterevidence (AssertedCountedEvidence). An Artefact can take several forms, such as a diagram, a plan, a report, or a specification, both in electronic (e.g., a pdf file) or physical (e.g., a paper document) formats. Typical examples of Artefacts include system lifecycle plans, dependability (e.g., safety) analysis results, system specifications, and V&V results.

12.5.3 ArtefactProperty class

The ArtefactProperty class enables the specification of the characteristics of an Artefact.

Semantics

An Artefact can have different, specific characteristics independent of the argumentation structure in which the Artefact is used. Some can be objective (e.g., the result of a test case execution, as passed or not passed) and others can be based on a person's judgement (e.g., regarding a quality aspect of a report).

12.5.4 ArtefactEvent class

The ArtefactEvent class enables the specification of the events in the lifecycle of an Artefact.

Attributes

date: Date
The date on which the ArtefactEvent occurred.

Semantics

Artefacts change during their lifecycle, and different types of happenings can occur at different moments: creation, modification, revocation... ArtefactEvents serve to maintain a history log of an Artefact, and can be consulted to know how an Artefact has evolved and to develop confidence in its adequate management.

12.5.5 Resource class

The Resource class corresponds to the tangible objects representing an Artefact.

Superclass

ArtefactAsset

Attributes

location: String
The path or URL specifying the location of the Resource.

Semantics

Artefacts are located and accessible somewhere, usually in the form of some electronic file for an assurance case. Such information is specified by means of Resources.

12.5.6 Activity class

The Activity class represents units of work related to the management of ArtefactAssets.

Superclass

ArtefactAsset

Attributes

startTime: Date
Time when the Activity started.

endTime: Date
Time when the Activity ended.

Semantics

The Artefacts used in an assurance case are the result of and managed via the execution of processes, which consist of Activities: specification of requirements, design of the system, integration of system components, etc. ArtefactActivityRelationships can be used to specify the relationship between Activities and Artefacts. Activities can, for instance, be described as using a given Artefact as input or producing an Artefact as output. Activities can be related to one another using ActivityRelationships (e.g., 'preceding'). The purpose of an activity can be specified in its description.

12.5.7 Technique class

The Technique class represents techniques associated with Artefacts (e.g., associated with the creation, inspection, review or analysis of an Artefact).

Superclass

ArtefactAsset

Semantics

Artefacts are created, or managed from a more general perspective, via some method whose use results in specific characteristics for the Artefacts. For example, the use of UML (as a Technique) for designing a system results in a design specification with a set of UML diagrams that could represent static and dynamic internal aspects of the system.

12.5.8 Participant class

The Participant class enables the specification of the parties involved in the management of ArtefactAssets.

Superclass

ArtefactAsset

Semantics

Different parties can participate in an assurance case effort, such as specific people, organizations, and tools.

12.5.9 ArtefactAssetRelationship class

The ArtefactAssetRelationship class enables the ArtefactAssets of an AssuranceCase to be linked together. The linking together of ArtefactAssets allows a user to specify that a relationship exists between the assets.

Superclass

ArtefactAsset

Associations

source:ArtefactAsset[0..*]

The source of the ArtefactRelationship

target:ArtefactAsset[0..*]

The target of the ArtefactRelationship

Constraints

The source or target of an ArtefactAssetRelationship cannot be another ArtefactAssetRelationship.

Semantics

An ArtefactAsset can be related to other ArtefactAssets. This kind of information is specified by means of ArtefactAssetRelationships, which can also have a specific type depending on the ArtefactAssets being linked together.

12.5.10 ArtefactRelationship class

The ArtefactRelationship class enables two Artefacts to be linked together.

Superclass

ArtefactAssetRelationship

Constraints

The source and target of an ArtefactRelationship must be Artefacts, or ArtefactAssetCitations citing an Artefact.

Semantics

The Artefacts managed during a system's lifecycle do not exist in isolation, but relationships typically exist between them: the test cases that validate some requirement, the design standard followed in a design specification, etc. These relationships are specified by means of ArtefactRelationships.

12.5.11 ActivityRelationship class

The ActivityRelationship class enables two Activities to be related together.

Superclass

ArtefactAssetRelationship

Constraints

The source and target of an ActivityRelationship must be Activities or ArtefactAssetCitations citing an Activity.

Semantics

ActivityRelationships aim to support the specification of how Activities, and citations to them, relate each other: an Activity that precedes another, an Activity decomposed into others, etc.

12.5.12 ArtefactActivityRelationship class

The ArtefactActivityRelationships class enables an Artefact and an Activity to be linked together.

Superclass

ArtefactAssetRelationship

Constraints

The source of an ArtefactActivityRelationship must be an Artefact, or an ArtefactAssetCitation citing an Artefact.

The target of an ArtefactActivityRelationship must be an Activity, or an ArtefactAssetCitation citing an Activity.

Semantics

Artefacts are managed in the scope of Activities, which usually use the Artefact as input and output. Such information is specified by means of ArtefactActivityRelationships.

12.5.13 ArtefactTechniqueRelationship class

The ArtefactTechniqueRelationship class enables an Artefact and a Technique to be linked together.

Superclass

ArtefactAssetRelationship

Constraints

The source of an ArtefactActivityRelationship must be an Artefact, or an ArtefactAssetCitation citing an Artefact.

The target of an ArtefactActivityRelationship must be a Technique, or an ArtefactAssetCitation citing a Technique.

Semantics

Artefacts result from the application of Techniques, such as the application of UML for a design specification. ArtefactTechniqueRelationships are used to specify such a kind of information.

12.5.14 ParticipantRoleRelationship class

The ParticipantRoleRelationships class enables a Participant to be linked to other ArtefactAssets.

Superclass

ArtefactAssetRelationship

Constraints

The source of an ParticipantRoleRelationship must be a Participant or an ArtefactAssetCitation citing a Participant.

Semantics

The information about the roles and functions that a Participant plays with regard to other ArtefactAssets is specified by means of ParticipantRoleRelationships. Examples of roles and functions include the owner of an Artefact, the executor of an Activity, and possible relationships between Participants (e.g., supervisor).

12.5.15 ArtefactResourceRelationship class

The ArtefactResourceRelationship class enables an Artefact and a Resource to be linked together.

Superclass

ArtefactAssetRelationship

Constraints

The source of an ArtefactActivityRelationship must be an Artefact, or an ArtefactAssetCitation citing an Artefact.

The target of an ArtefactActivityRelationship must be a Resource, or an ArtefactAssetCitation citing a Resource.

Semantics

The specific Resources where an Artefact is located are specified by means of ArtefactResourceRelationships.

Annex A: Mappings from existing industrial notations for assurance cases

(informative)

A.1 Goal Structuring Notation (GSN)

Details of the of the mapping between GSN elements and SACM, and the available relevant tool support, are maintained at the following URL:

<http://www.goalstructuringnotation.info/gsn-metamodel>

A.2 Claims, Arguments, Evidence (CAE)

Details of the mapping between CAE elements and SACM, and the available relevant tool support, are maintained at the following URL:

<http://www.adelard.com/asce/choosing-asce/standardisation.html>

This page intentionally left blank.

Annex B: Examples of Assurance Cases in SACM 2.0 XMI

(informative)

B.1 Example Assurance Cases

Examples of SACM 2.0 Assurance Cases with HTML renderings, graphical depictions, and machine readable XMI are maintained at the following URL:

<http://www.goalstructuringnotation.info/sacm-examples>

This page intentionally left blank.