



# Reference Metamodel for the EXPRESS Information Modeling Language Specification

*Version 1.1 RTF Convenience Document (w/o change bars) - April, 2014*

---

OMG Document Number: dtc/2014-03-02

Standard document URL: <http://www.omg.org/spec/EXPRESS/1.1>

Associated Files\*:

<http://www.omg.org/spec/EXPRESS/20140401>

dtc/2014-03-01 (RTF Report)

dtc/2014-03-03 (convenience document with change bars)

dtc/2014-03-04 MOF UML model (express-mof.xmi, normative)

dtc/2013-04-02 (EXPRESSMM\_Profile.xmi, normative)

dtc/2014-04-03 EXPRESSElements module (expresselements.xmi, normative)

dtc/2013-04-04 Native UML w diagrams (express-uml.mdzip, non-normative)

---

Copyright © 2008, JBIC (Japan Biological Informatics Consortium)  
Copyright © 2010, Object Management Group, Inc.

## USE OF SPECIFICATION - TERMS, CONDITIONS & NOTICES

The material in this document details an Object Management Group specification in accordance with the terms, conditions and notices set forth below. This document does not represent a commitment to implement any portion of this specification in any company's products. The information contained in this document is subject to change without notice.

## LICENSES

The companies listed above have granted to the Object Management Group, Inc. (OMG) a nonexclusive, royalty-free, paid up, worldwide license to copy and distribute this document and to modify this document and distribute copies of the modified version. Each of the copyright holders listed above has agreed that no person shall be deemed to have infringed the copyright in the included material of any such copyright holder by reason of having used the specification set forth herein or having conformed any computer software to the specification.

Subject to all of the terms and conditions below, the owners of the copyright in this specification hereby grant you a fully-paid up, non-exclusive, nontransferable, perpetual, worldwide license (without the right to sublicense), to use this specification to create and distribute software and special purpose specifications that are based upon this specification, and to use, copy, and distribute this specification as provided under the Copyright Act; provided that: (1) both the copyright notice identified above and this permission notice appear on any copies of this specification; (2) the use of the specifications is for informational purposes and will not be copied or posted on any network computer or broadcast in any media and will not be otherwise resold or transferred for commercial purposes; and (3) no modifications are made to this specification. This limited permission automatically terminates without notice if you breach any of these terms or conditions. Upon termination, you will destroy immediately any copies of the specifications in your possession or control.

## PATENTS

The attention of adopters is directed to the possibility that compliance with or adoption of OMG specifications may require use of an invention covered by patent rights. OMG shall not be responsible for identifying patents for which a license may be required by any OMG specification, or for conducting legal inquiries into the legal validity or scope of those patents that are brought to its attention. OMG specifications are prospective and advisory only. Prospective users are responsible for protecting themselves against liability for infringement of patents.

## GENERAL USE RESTRICTIONS

Any unauthorized use of this specification may violate copyright laws, trademark laws, and communications regulations and statutes. This document contains information which is protected by copyright. All Rights Reserved. No part of this work covered by copyright herein may be reproduced or used in any form or by any means--graphic, electronic, or mechanical, including photocopying, recording, taping, or information storage and retrieval systems--without permission of the copyright owner.

## DISCLAIMER OF WARRANTY

WHILE THIS PUBLICATION IS BELIEVED TO BE ACCURATE, IT IS PROVIDED "AS IS" AND MAY CONTAIN ERRORS OR MISPRINTS. THE OBJECT MANAGEMENT GROUP AND THE COMPANIES LISTED ABOVE MAKE NO WARRANTY OF ANY KIND, EXPRESS OR IMPLIED, WITH REGARD TO THIS PUBLICATION, INCLUDING BUT NOT LIMITED TO ANY WARRANTY OF TITLE OR OWNERSHIP, IMPLIED WARRANTY OF MERCHANTABILITY OR WARRANTY OF FITNESS FOR A PARTICULAR PURPOSE OR USE. IN NO EVENT SHALL THE OBJECT MANAGEMENT GROUP OR ANY OF THE COMPANIES LISTED ABOVE BE LIABLE FOR ERRORS CONTAINED HEREIN OR FOR DIRECT, INDIRECT, INCIDENTAL, SPECIAL, CONSEQUENTIAL, RELIANCE OR COVER DAMAGES, INCLUDING LOSS OF PROFITS, REVENUE, DATA OR USE, INCURRED BY ANY USER OR ANY THIRD PARTY IN CONNECTION WITH THE FURNISHING, PERFORMANCE, OR USE OF THIS MATERIAL, EVEN IF ADVISED OF THE POSSIBILITY OF SUCH DAMAGES.

The entire risk as to the quality and performance of software developed using this specification is borne by you. This disclaimer of warranty constitutes an essential part of the license granted to you to use this specification.

## RESTRICTED RIGHTS LEGEND

Use, duplication or disclosure by the U.S. Government is subject to the restrictions set forth in subparagraph (c) (1) (ii) of The Rights in Technical Data and Computer Software Clause at DFARS 252.227-7013 or in subparagraph (c)(1) and (2) of the Commercial Computer Software - Restricted Rights clauses at 48 C.F.R. 52.227-19 or as specified in 48 C.F.R. 227-7202-2 of the DoD F.A.R. Supplement and its successors, or as specified in 48 C.F.R. 12.212 of the Federal Acquisition Regulations and its successors, as applicable. The specification copyright owners are as indicated above and may be contacted through the Object Management Group, 140 Kendrick Street, Needham, MA 02494, U.S.A.

## TRADEMARKS

MDA®, Model Driven Architecture®, UML®, UML Cube logo®, OMG Logo®, CORBA® and XMI® are registered trademarks of the Object Management Group, Inc., and Object Management Group™, OMG™, Unified Modeling Language™, Model Driven Architecture Logo™, Model Driven Architecture Diagram™, CORBA logos™, XMI Logo™, CWM™, CWM Logo™, IIOP™, IMM™, MOF™, OMG Interface Definition Language (IDL)™, and OMG Systems Modeling Language (OMG SysML)™ are trademarks of the Object Management Group. All other products or company names mentioned are used for identification purposes only, and may be trademarks of their respective owners.

## COMPLIANCE

The copyright holders listed above acknowledge that the Object Management Group (acting itself or through its designees) is and shall at all times be the sole entity that may authorize developers, suppliers and sellers of computer software to use certification marks, trademarks or other special designations to indicate compliance with these materials.

Software developed under the terms of this license may claim compliance or conformance with this specification if and only if the software compliance is of a nature fully matching the applicable compliance points as stated in the specification. Software developed only partially matching the applicable compliance points may claim only that the software was based on this specification, but may not claim compliance or conformance with this specification. In the event that testing suites are implemented or approved by Object Management Group, Inc., software developed using this specification may claim compliance or conformance with the specification only if the software satisfactorily completes the testing suites.



All OMG specifications are subject to continuous review and improvement. As part of this process we encourage readers to report any ambiguities, inconsistencies, or inaccuracies they may find by completing the Issue Reporting Form listed on the main web page <http://www.omg.org>, under Documents, Report a Bug/Issue (<http://www.omg.org/technology/agreement.htm>).

# Table of Contents

Table of Contents .....	i
List of Figures .....	xi
1 Introduction .....	1
2 Scope and Purpose .....	3
3 Normative References .....	3
4 Conformance .....	3
4.1 Conformance of an exchange document .....	3
4.2 Conformance as a producer (pre-processor) .....	4
4.3 Conformance as a (post-)processor .....	4
4.4 Compliance points .....	4
4.4.1 Compliance point: Enumerations .....	4
4.4.2 Compliance point: Algorithms .....	4
4.4.3 Compliance point: Rules .....	5
4.4.4 Compliance point: Expressions .....	5
4.4.5 Compliance point: Statements .....	5
4.4.6 Compliance point: Express2 .....	5
5 Terms and Definitions .....	5
5.1 Unified Modeling Language (UML) Terms .....	5
5.2 EXPRESS Terms .....	6
5.3 Terms for Model Elements .....	7
5.4 Terms for primitive data types .....	7
5.5 Additional terms introduced in this specification .....	7
6 Additional Information .....	7
6.1 Document Conventions .....	7
6.2 Acknowledgements .....	8
7 Overview of the EXPRESS Metamodel .....	9
8 Package :: Core .....	11
8.1 Imported Packages .....	11
8.2 UML Primitive Types .....	11
8.2.1 Primitive type: Boolean .....	11
8.2.2 Primitive type: Integer .....	11
8.2.3 Primitive type: String .....	11
8.3 EXPRESS Language Datatypes .....	11
8.3.1 Datatype: ExpressText .....	11
8.3.2 Datatype: Identifier .....	12
8.3.3 Datatype: Keyword .....	12
8.4 Schemas, Scopes, and Naming .....	12

8.4.1	Class: AlgorithmScope .....	14
8.4.2	Class: CommonElement .....	14
8.4.3	Class: Interface .....	15
8.4.4	Class: InterfacedElement .....	17
8.4.5	Datatype: InterfaceKind .....	18
8.4.6	Class: LocalScope .....	19
8.4.7	Class: NamedElement .....	19
8.4.8	Class: Schema .....	20
8.4.9	Class: SchemaElement .....	22
8.4.10	Class: Scope .....	23
8.4.11	Datatype: ScopedId .....	24
8.4.12	Association: common-element-has-local-scope .....	25
8.4.13	Association: element-defined-in-scope .....	26
8.4.14	Association: interface-includes-elements .....	26
8.4.15	Association: schema-defines-elements .....	27
8.4.16	Association: schema-element-is-interfaced-element .....	27
8.4.17	Association: schema-interfaces-elements .....	28
8.4.18	Association: schema-has-interface .....	28
8.4.19	Generalization Sets .....	29
8.5	Remarks .....	29
8.5.1	Class: Remark .....	29
8.5.2	Association: remark-appears-in-scope .....	31
8.5.3	Association: remark-describes-element .....	31
8.5.4	Association: remark-describes-schema .....	32
8.6	Overview of Types .....	32
8.6.1	Class: ActualType .....	34
8.6.2	Class: AnonymousType .....	35
8.6.3	Class: ConcreteType .....	35
8.6.4	Class: DataType .....	36
8.6.5	Class: DefinedType .....	36
8.6.6	Class: EnumerationType .....	37
8.6.7	Class: InstantiableType .....	38
8.6.8	Class: NamedType .....	39
8.6.9	Class: ParameterType .....	40
8.6.10	Class: SelectType .....	41
8.6.11	Class: SpecializedType .....	43
8.6.12	Class: VariableType .....	43
8.6.13	Association: enumeration-extends-enumeration .....	44
8.6.14	Association: select-type-extends-select-type .....	44
8.6.15	Association: type-instantiates-select-type .....	45
8.6.16	Generalization Sets .....	45
8.7	Type Constraints .....	46
8.7.1	Class: DomainConstraint .....	46
8.7.2	Class: DomainRule .....	48
8.7.3	Association: NamedType-has-DomainRule .....	49
8.7.4	Association: type-has-constraints .....	49
8.8	Simple Types .....	50
8.8.1	Class: BinaryType .....	51
8.8.2	Class: LengthConstraint .....	52
8.8.3	Class: LogicType .....	53

8.8.4	Class: NumericType .....	53
8.8.5	Class: RealType .....	54
8.8.6	Class: SimpleType.....	54
8.8.7	Class: StringType .....	55
8.8.8	Generalization Sets .....	56
8.9	Aggregation Types .....	56
8.9.1	Class: AggregationType .....	56
8.9.2	Class: ArrayBound.....	58
8.9.3	Class: ARRAYType .....	59
8.9.4	Class: BAGType .....	59
8.9.5	Class: ConcreteAggregationType.....	60
8.9.6	Class: LISTType .....	60
8.9.7	Datatype: OrderingKind .....	61
8.9.8	Class: SETType.....	62
8.9.9	Class: SizeConstraint .....	62
8.9.10	Generalization Sets .....	63
8.10	Generalized Types .....	63
8.10.1	Class: AGGREGATEType.....	64
8.10.2	Class: GeneralAggregationType .....	66
8.10.3	Class: GeneralARRAYType .....	67
8.10.4	Class: GeneralBAGType .....	68
8.10.5	Class: GeneralizedType .....	68
8.10.6	Class: GeneralLISTType .....	69
8.10.7	Class: GeneralSETType.....	69
8.10.8	Class: GenericType .....	70
8.10.9	Generalization Sets .....	71
8.11	Entities and Attributes .....	71
8.11.1	Class: Attribute .....	73
8.11.2	Class: DerivedAttribute.....	75
8.11.3	Class: EntityType.....	75
8.11.4	Class: ExplicitAttribute.....	78
8.11.5	Class: InverseAttribute .....	80
8.11.6	Class: InvertibleAttribute.....	81
8.11.7	Class: PartialEntityType .....	81
8.11.8	Class: SingleEntityType.....	82
8.11.9	Class: UniqueRule.....	83
8.11.10	Association: attribute-has-data-type .....	84
8.11.11	Association: entity-has-attributes.....	85
8.11.12	Association: EntityType-has-Attribute.....	86
8.11.13	Association: EntityType-has-UniqueRule .....	86
8.11.14	Association: InverseAttribute-inverts-ExplicitAttribute .....	87
8.11.15	Association: single-entity-declared-in-entity .....	87
8.11.16	Generalization Sets .....	88
8.12	Relationships.....	88
8.12.1	Class: DomainRole .....	89
8.12.2	Class: RangeRole.....	90
8.12.3	Class: Relationship.....	91
8.12.4	Class: Role .....	92
8.12.5	Association: DomainRole-in-Relationship .....	93
8.12.6	Association: entity-plays-domain-role .....	94



8.12.7	Association: entity-plays-range-role.....	94
8.12.8	Association: entity-used-in-attribute.....	95
8.12.9	Association: InverseAttribute-models-role .....	95
8.12.10	Association: ExplicitAttribute-creates-relationship .....	96
8.12.11	Association: ExplicitAttribute-models-role.....	96
8.12.12	Association: RangeRole-in-Relationship .....	97
8.13	Redeclarations .....	97
8.13.1	Class: Redeclaration.....	98
8.13.2	Association: scope-of-redeclaration-is-EntityType.....	100
8.14	Parametric Datatype Elements.....	100
8.14.1	Class: ElementSource .....	101
8.14.2	Class: ParametricElement .....	102
8.14.3	Class: ParametricStructure.....	103
8.14.4	Class: ParametricType .....	104
8.14.5	Association: AGGREGATEType-defines-parameter .....	105
8.14.6	Association: element-has-source.....	106
8.14.7	Generalization Sets .....	106
8.15	Actual Type Constraints .....	106
8.15.1	Class: ActualStructureConstraint.....	107
8.15.2	Class: ActualTypeConstraint .....	108
8.15.3	Association: aggregate-has-constraint .....	109
8.16	Expressions and Instances .....	110
8.16.1	Class: Expression .....	110
8.16.2	Class: Instance .....	112
8.16.3	Association: expression-has-context .....	113
8.16.4	Association: instance-of-type.....	114
8.17	Instance Package: BuiltInTypes .....	114
8.17.1	Dependencies.....	115
8.17.2	Instance: BINARY.....	115
8.17.3	Instance: BOOLEAN.....	116
8.17.4	Instance: INTEGER .....	116
8.17.5	Instance: LOGICAL.....	116
8.17.6	Instance: NUMBER.....	117
8.17.7	Instance: REAL.....	117
8.17.8	Instance: ROLE .....	117
8.17.9	Instance: STRING.....	118
8.17.10	Instance: TYPE.....	118
8.18	Instance Package: GenericTypes .....	118
8.18.1	Dependencies.....	119
8.18.2	Instance: GENERIC.....	119
8.18.3	Instance: GENERIC_ENTITY .....	119
<b>9</b>	<b>Enumerations.....</b>	<b>121</b>
9.1	Imported Packages .....	121
9.2	Enumeration Items .....	121
9.2.1	Class: ConcreteValue .....	121
9.2.2	Class: EnumerationItem .....	122
9.2.3	Association: enumeration-declares-items.....	123
9.2.4	Association: value-of-EnumerationType .....	124

10	Package : Instances .....	127
10.1	Imported Packages .....	127
10.2	Overview of Instances .....	127
10.2.1	Class Core::Instance .....	128
10.2.2	Class: ConcreteValue .....	128
10.2.3	Class: EnumerationItem .....	129
10.2.4	Class: Indeterminate .....	129
10.2.5	Class: SpecializedValue .....	130
10.2.6	Class: TypedInstance .....	131
10.2.7	Generalization Sets .....	132
10.3	Simple Values .....	133
10.3.1	Class: BinaryValue .....	134
10.3.2	Class: BooleanValue .....	134
10.3.3	Class: IntegerValue .....	135
10.3.4	Class: LogicalValue .....	135
10.3.5	Class: NumberValue .....	136
10.3.6	Class: RealValue .....	136
10.3.7	Class: RoleName .....	137
10.3.8	Class: SimpleValue .....	137
10.3.9	Class: StringValue .....	138
10.3.10	Class: TypeName .....	138
10.3.11	Generalization Sets .....	139
10.4	Aggregate Values .....	139
10.4.1	Class: AggregateValue .....	140
10.4.2	Class: ArrayMember .....	141
10.4.3	Class: ARRAYValue .....	141
10.4.4	Class: BagMember .....	142
10.4.5	Class: BAGValue .....	142
10.4.6	Class: GenericAggregate .....	143
10.4.7	Class: ListMember .....	143
10.4.8	Class: LISTValue .....	144
10.4.9	Class: SETValue .....	145
10.4.10	Generalization Sets .....	145
10.5	Entity Instances and Values .....	145
10.5.1	Class: AttributeValue .....	147
10.5.2	Class: EntityInstance .....	148
10.5.3	Datatype: EntityName .....	149
10.5.4	Class: EntityValue .....	149
10.5.5	Class: MultiLeafInstance .....	150
10.5.6	Class: PartialEntityValue .....	150
10.5.7	Class: SingleEntityValue .....	151
10.5.8	Class: SingleLeafInstance .....	152
10.5.9	Association: entity-value-describes-state .....	152
10.5.10	Association: instance-of-EntityType .....	153
10.5.11	Generalization Sets .....	153
10.6	Constants .....	153
10.6.1	Class: Constant .....	154
10.7	Populations .....	155
10.7.1	Class: Extent .....	156
10.7.2	Class: Population .....	157

10.7.3	Association: extent-of-EntityType .....	158
10.7.4	Association: extent-within-population .....	158
10.7.5	Association: population-includes-instance .....	158
<b>11</b>	<b>Package : Algorithms.....</b>	<b>161</b>
11.1	Imported Packages .....	161
11.2	Functions and Procedures .....	161
11.2.1	Class: Algorithm.....	161
11.2.2	Class: Function.....	163
11.2.3	Class: FunctionResult.....	163
11.2.4	Class: InParameter .....	164
11.2.5	Class: Parameter .....	164
11.2.6	Class: Procedure .....	166
11.2.7	Class: Statement .....	166
11.2.8	Class: VARParameter.....	168
11.2.9	Association: algorithm-has-body.....	168
11.2.10	Association: algorithm-has-parameters .....	169
11.2.11	Association: function-has-result.....	169
11.2.12	Generalization Sets .....	170
11.3	Variables .....	170
11.3.1	Class: LocalVariable .....	171
11.3.2	Class: NamedVariable .....	171
11.3.3	Class: VARVariable .....	172
11.3.4	Class: Variable.....	172
11.3.5	Association: variable-defined-in-scope .....	173
11.3.6	Generalization Sets .....	174
11.4	Actual Types.....	174
11.4.1	Class: Core::ActualType .....	175
11.4.2	Class: ActualAGGREGATEType .....	175
11.4.3	Class: ActualAggregationType .....	177
11.4.4	Class: ActualARRAYType .....	177
11.4.5	Class: ActualBAGType .....	178
11.4.6	Class: ActualGenericType .....	179
11.4.7	Class: ActualLISTType .....	179
11.4.8	Class: ActualSETType.....	180
11.4.9	Association: scope-of-actual-type.....	180
11.4.10	Generalization Sets .....	181
<b>12</b>	<b>Package : Rules.....</b>	<b>183</b>
12.1	Imported Packages .....	183
12.2	Global Rules.....	183
12.2.1	Class: GlobalRule .....	183
12.2.2	Class: NamedRule.....	185
12.2.3	Association: GlobalRule-contains-NamedRule .....	186
12.2.4	Association: rule-constrains-extents .....	186
12.3	SupertypeRules and SubtypeConstraints .....	187
12.3.1	Class: ANDConstraint.....	187
12.3.2	Class: ONEOFConstraint.....	188
12.3.3	Class: SubtypeConstraint .....	188
12.3.4	Class: SupertypeRule .....	189

12.3.5	Class: TOTAL_OVERConstraint .....	190
12.3.6	Association: rule-constrains-subtypes .....	190
12.3.7	Association: rule-includes-SubtypeConstraints .....	191
12.3.8	Generalization Sets .....	191
<b>13</b>	<b>Package : Expressions .....</b>	<b>192</b>
13.1	Imported Packages .....	192
13.2	Overview of Expressions.....	192
13.2.1	Class Core::Expression .....	193
13.2.2	Class: IndexOperation .....	193
13.2.3	Class: Operation.....	193
13.2.4	Class: Primary .....	194
13.2.5	Class: Selector .....	194
13.2.6	Generalization Sets .....	195
13.3	Primaries .....	195
13.3.1	Class: ConstantRef.....	196
13.3.2	Class: EnumItemRef.....	197
13.3.3	Class: ExtentRef .....	198
13.3.4	Class: IndeterminateRef .....	198
13.3.5	Class: Literal .....	199
13.3.6	Class: ParameterRef .....	200
13.3.7	Class: SELFRef .....	200
13.3.8	Class: VariableRef .....	201
13.3.9	Generalization Sets .....	202
13.4	Indexing.....	202
13.4.1	Class: AggregateIndex .....	202
13.4.2	Class: BinaryIndex.....	203
13.4.3	Class: StringIndex .....	204
13.4.4	Generalization Sets .....	204
13.5	Selection .....	204
13.5.1	Class: AttributeRef.....	205
13.5.2	Class: GroupRef .....	206
13.5.3	Class: UsedInRef.....	206
13.5.4	Generalization Sets .....	207
13.6	Operations.....	207
13.6.1	Class: BinaryOperation.....	208
13.6.2	Datatype: BinaryOperator.....	209
13.6.3	Class: Coercion .....	212
13.6.4	Class: UnaryOperation .....	213
13.6.5	Datatype: UnaryOperator .....	213
13.6.6	Generalization Sets .....	215
13.7	Function Calls .....	215
13.7.1	Class: ActualParameter .....	216
13.7.2	Class: FunctionCall.....	217
13.7.3	PassByValue .....	218
13.7.4	Association: call-provides-actual-parameters.....	219
13.8	Query Expressions .....	219
13.8.1	Class: QueryExpression .....	220
13.8.2	Class: QueryVariable.....	221
13.8.3	Association: scope-of-variable-is-query.....	222

13.9	Aggregate Initializers.....	222
13.9.1	Class: AggregateInitializer.....	223
13.9.2	Class: MemberBinding.....	224
13.9.3	Class: RepeatCount.....	225
13.10	Partial Entity Constructors.....	225
13.10.1	Class: AttributeBinding.....	226
13.10.2	Class: PartialEntityConstructor.....	227
13.11	Instance Package: BuiltInConstants.....	228
13.11.1	Imported Packages.....	229
13.11.2	Instance: E.....	229
13.11.3	Instance: FALSE.....	229
13.11.4	Instance: PI.....	229
13.11.5	Instance: TRUE.....	230
13.11.6	Instance: UNKNOWN.....	230
<b>14</b>	<b>Package : Statements.....</b>	<b>231</b>
14.1	Imported Packages.....	231
14.2	Overview of Statements.....	231
14.2.1	Class: Algorithms::Statement.....	232
14.2.2	Class: ControlStatement.....	232
14.2.3	Class: NullStatement.....	232
14.2.4	Class: StatementBlock.....	233
14.2.5	Association: block-sequences-statements.....	233
14.2.6	Generalization Sets.....	234
14.3	ALIAS Statements.....	234
14.3.1	Class: AliasStatement.....	235
14.3.2	Class: AliasVariable.....	236
14.3.3	Association: alias-binds-variable.....	237
14.3.4	Generalization Sets.....	237
14.4	Assignment Statements.....	237
14.4.1	Class: Assignment.....	238
14.5	CASE Statements.....	238
14.5.1	Class: CaseAction.....	239
14.5.2	Class: CaseStatement.....	240
14.6	IF Statements.....	241
14.6.1	Class: IfStatement.....	241
14.7	Procedure Calls.....	242
14.7.1	PassByReference.....	242
14.7.2	Class: ProcedureCall.....	243
14.7.3	Association: procedure-call-provides-actual-parameters.....	244
14.8	REPEAT Statements.....	244
14.8.1	Class: ControlVariable.....	245
14.8.2	Class: EscapeStatement.....	246
14.8.3	Class: RepeatStatement.....	247
14.8.4	Class: SkipStatement.....	248
14.8.5	Association: repeat-has-body.....	249
14.8.6	Association: repeat-has-increment-control.....	249
14.8.7	Generalization Sets.....	249
14.9	RETURN Statements.....	250
14.9.1	Class: ReturnStatement.....	250

14.10	VAR Expressions .....	251
14.10.1	Class: AttributeCell .....	252
14.10.2	Class: GroupCell .....	253
14.10.3	Class: MemberCell .....	254
14.10.4	Class: AliasRef .....	254
14.10.5	Class: VARExpression .....	255
14.10.6	Class: VariableCell .....	256
14.10.7	Generalization Sets .....	256
15	Package : Express2.....	257
15.1	Imported Packages .....	259
15.2	Classes and Associations .....	260
15.3	Generalization Sets.....	260
16	The EXPRESSElements Module.....	261
16.1	XMI Header .....	261
16.2	Built-In Types .....	261
16.3	Generic Types.....	263
16.4	Built-In Constants.....	264



## List of Figures

- Figure 7.1 - EXPRESS Metamodel Packages 9
- Figure 8.1 - Schemas and Interfacing 13
- Figure 8.2 - EXPRESS Scope and Named Element Concepts 13
- Figure 8.3 - Conceptual Model of ScopedId 25
- Figure 8.4 - Remarks 29
- Figure 8.5 - Overview of EXPRESS Type concepts 33
- Figure 8.6 - NamedTypes and Instantiable Types 34
- Figure 8.7 - Type Constraints 46
- Figure 8.8 - Simple Types 51
- Figure 8.9 - Aggregation Types 56
- Figure 8.10 - Generalized Types 64
- Figure 8.11 - Entity Types 72
- Figure 8.12 - Attributes 73
- Figure 8.13 - Relationships 89
- Figure 8.14 - Redeclarations 98
- Figure 8.15 - Parametric Datatype Elements 101
- Figure 8.16 - Actual Type Constraints 107
- Figure 8.17 - Basic Expression Concepts 110
- Figure 8.18 - Instance Model for Built-In Types 115
- Figure 8.19 - Instance Model for Generic Types 119
- Figure 9.1 - Enumeration Items 121
- Figure 10.1 - Overview of Instances 128
- Figure 10.2 - Specialized Values 130
- Figure 10.3- TypedInstances 132
- Figure 10.4- Simple Values 133
- Figure 10.5 - Aggregate Values 140
- Figure 10.6- Entity Instances 146
- Figure 10.7- PartialEntityValues 147
- Figure 10.8 Constants 154
- Figure 10.9- Populations and Instances 156
- Figure 11.1 - Algorithms 161
- Figure 11.2 - Variables 171
- Figure 11.3- Actual Types 175
- Figure 12.1 - Global Rules 183
- Figure 12.2- Supertype Rules and Subtype Constraints 187
- Figure 13.1- Expressions 192
- Figure 13.2 - Primaries 196
- Figure 13.3 - Indexing Operations 202
- Figure 13.4 - Attribute and Attribute-Group Selectors 205
- Figure 13.5 - Operations and Built-in Functions 208
- Figure 13.6 - Function Calls 216



Figure 13.7 - Query Expressions	220
Figure 13.8 - Aggregate Initializers	223
Figure 13.9 - Partial Entity Value Constructors	226
Figure 10.10- Built-In Constants	229
Figure 14.1- Statements	231
Figure 14.2- ALIAS Statements	235
Figure 14.3 - Assignment Statements	237
Figure 14.4- CASE Statements	239
Figure 14.5- IF Statements	241
Figure 14.6- Procedure Calls	242
Figure 14.7- REPEAT, SKIP, and ESCAPE Statements	245
Figure 14.8- RETURN Statements	250
Figure 14.9- VAR Expressions	251
Figure 15.1- Integrated Overview of Scopes	257
Figure 15.2 -Overview of Named Elements	258
Figure 15.3 -Overview of Variables	259

# Preface

## About the Object Management Group

### OMG

Founded in 1989, the Object Management Group, Inc. (OMG) is an open membership, not-for-profit computer industry standards consortium that produces and maintains computer industry specifications for interoperable, portable, and reusable enterprise applications in distributed, heterogeneous environments. Membership includes Information Technology vendors, end users, government agencies, and academia.

OMG member companies write, adopt, and maintain its specifications following a mature, open process. OMG's specifications implement the Model Driven Architecture® (MDA®), maximizing ROI through a full-lifecycle approach to enterprise integration that covers multiple operating systems, programming languages, middleware and networking infrastructures, and software development environments. OMG's specifications include: UML® (Unified Modeling Language™); CORBA® (Common Object Request Broker Architecture); CWM™ (Common Warehouse Metamodel); and industry-specific standards for dozens of vertical markets.

More information on the OMG is available at <http://www.omg.org/>.

### OMG Specifications

As noted, OMG specifications address middleware, modeling and vertical domain frameworks. A Specifications Catalog is available from the OMG website at:

[http://www.omg.org/technology/documents/spec\\_catalog.htm](http://www.omg.org/technology/documents/spec_catalog.htm)

Specifications within the Catalog are organized by the following categories:

#### OMG Modeling Specifications

- UML
- MOF
- XMI
- CWM
- Profile specifications

#### OMG Middleware Specifications

- CORBA/IIOP
- IDL/Language Mappings
- Specialized CORBA specifications
- CORBA Component Model (CCM)

## Platform Specific Model and Interface Specifications

- CORBA services
- CORBA facilities
- OMG Domain specifications
- OMG Embedded Intelligence specifications
- OMG Security specifications

All of OMG's formal specifications may be downloaded without charge from our website. (Products implementing OMG specifications are available from individual suppliers.) Copies of specifications, available in PostScript and PDF format, may be obtained from the Specifications Catalog cited above or by contacting the Object Management Group, Inc. at:

OMG Headquarters  
140 Kendrick Street  
Building A, Suite 300  
Needham, MA 02494  
USA  
Tel: +1-781-444-0404  
Fax: +1-781-444-0320  
Email: [pubs@omg.org](mailto:pubs@omg.org)

Certain OMG specifications are also available as ISO standards. Please consult <http://www.iso.org>

## Typographical Conventions

The type styles shown below are used in this document to distinguish programming statements from ordinary English. However, these conventions are not used in tables or section headings where no distinction is necessary.

Times/Times New Roman - 10 pt.: Standard body text

**Helvetica/Arial - 10 pt. Bold:** OMG Interface Definition Language (OMG IDL) and syntax elements.

**Courier / Courier New - 10 pt. Bold:** Programming language elements.

Helvetica/Arial - 10 pt: Exceptions

**Note** – Terms that appear in *italics* are defined in the glossary. Italic text also represents the name of a document, specification, or other publication.

## Issues

The reader is encouraged to report any technical or editing issues/problems with this specification to <http://www.omg.org/technology/agreement.htm>.

# 1 Introduction

## Background – the origins of EXPRESS

In 1984, the Standards for Exchange of Product Data (STEP) project was officially created in the International Standards Organization (ISO) as an outgrowth of standardization projects in the United States and France. The objective of the STEP project was to develop standards for the exchange of product information among software tools that supported product engineering. It rapidly came to include support for construction engineering and manufacturing systems engineering as well.

An objective of this project was to specify the information content of a product description in a way that was independent of the form of exchange, so that more than one specific exchange form could be specified, while the semantic equivalences would be retained by reference to the common model. In particular, the project members envisaged the need for both database representations and sequential file structures.

At that time, there were *no* standard information modeling languages, and the languages in common use were purely graphical. In order to specify the relationships between the information model (what we would now call a “platform independent model”) and the data implementation model (a “platform specific model”), it was perceived to be a requirement that the information model have a formal text form. Such a form would enable an information model to be processed by a software tool that could generate the corresponding PSM. There being no usable standard, nor any common language, with these characteristics, the STEP project developed and standardized its own information modeling language: EXPRESS.

The information modeling language EXPRESS was standardized in 1994 as Part 11 of the ISO 10303 Standards for the Exchange of Product Data. It was revised in 1999 and in 2004. It was used for every information model in the STEP series, and in 3 other standards series in ISO TC184 (Industrial Data), and for information models in standards developed by other ISO Technical Committees. As of 2005, there were over 300 major information models for manufacturing and construction information that are formally specified in EXPRESS and standardized by ISO. These models, and the EXPRESS language are in wide use in the manufacturing industry, and the exchange models are supported by dozens of software tools.

In the more recent past, in order to make these models useful to an industry in which programmers and modelers are not commonly taught EXPRESS, further ISO projects have been undertaken to produce mappings from EXPRESS to XML Schema (ISO 10303-28) and UML (ISO 10303-25). But each of these mappings was specified entirely in text and targeted version 1 of XML Schema and UML respectively.

## The MEXICO project

In 2005, the MEXICO project was created with the objective of applying OMG Model-Driven Architecture (MDA) technologies to the “EXPRESS problem.” The project has three components:

1. Development of a MOF metamodel for the EXPRESS language.
2. Development of a formal (MOF/QVT) mapping from the EXPRESS metamodel to the UML v2 metamodel (thus replacing ISO 10303-25 with a formal and machine-processable specification).
3. Development of a formal (MOF/QVT) mapping from the EXPRESS metamodel to the metamodel of OWL specified in the OMG Ontology Definition Metamodel.

This specification represents the final deliverable of the first project component: the MOF metamodel of EXPRESS. Results of the other project components will be published separately.

Taken together, these elements will permit automatic generation of UML models that faithfully represent the content of any ISO standard model formulated in EXPRESS. Similarly, these elements will permit automatic generation of faithful renditions of those models in OWL, which will enable them to be used as draft ontologies and tested for logical consistency (and consistency with other models) using Semantic Web tooling. In this way, the knowledge captured in the many standard EXPRESS models can be made available and usable for 21<sup>st</sup> century technologies and practitioners.

## **Development of the EXPRESS metamodel**

The MEXICO project has developed a complete metamodel of the EXPRESS language and tooling to support it.

NIST developed an EXPRESS compiler that accepts an EXPRESS schema (model) and produces XMI (v1.1) that corresponds to the metamodel. NIST is currently reworking that compiler to produce M1 instances of the complete CMOF model herein specified in the XMI 2.1.x form.

Fraunhofer IPK developed a MOF implementation of the metamodel and used the output of the NIST tool to populate the MOF database for a set of EXPRESS schemas.

Fraunhofer developed additional tooling to implement a mapping from the MOF population to UML (v1.4) following the guidance in ISO 10303-25. This was a first step toward the goals of the second MEXICO project component.

Eurostep developed tooling to map a subset of the metamodel to OWL. This was a first step toward the goals of the third MEXICO project component. Further work in this area is continuing with Eurostep and other partners.

At the same time, a number of other tool vendors who support the EXPRESS modeling community have developed independent internal models of EXPRESS and mappings to various languages, including UML, OWL, and XML Schema. (Many of them are listed as “supporters” of this specification.) We all agree that the time has come to standardize an XMI representation of EXPRESS, so as to permit these tools to interoperate around a common representation.

This specification is the metamodel of the semantics of the EXPRESS language that was developed and tested in the MEXICO project. It represents completion of the first subproject in the MEXICO trilogy. And it has value in its own right to other EXPRESS tool developers. For this reason, we are bringing it to OMG for standardization.

Participants in the metamodel development activity include four “technical experts” who participated in the development of the EXPRESS language itself. It also includes technical experts who were principal developers of the Part 25 (mapping to UML) and Part 28 (mapping to XML Schema) standards. This expertise gives us confidence that the metamodel is faithful to the semantic intent of the EXPRESS standard.

To be clear about what has been “tested”: For the MEXICO proof-of-concept tooling, all the tools were built to a version of the metamodel known as version 060615f. Only the NIST tool dealt with the concepts “internal to” Algorithms: Variables, Statements, and ActualTypes. Parallel work at the New University of Lisbon (UNINOVA) developed tooling for an elaborate model of Statements. The major change in this specification is the integration of the UNINOVA model, and related changes and repairs to the Algorithms Package.

Further, to satisfy the current level of technical expectations in OMG, the MOF 1.4 version has been modified to a CMOF version in this version. Several errors have been discovered and they are corrected in this version.

## **Acknowledgements**

This specification is derived in part from early work on the development of a metamodel of EXPRESS (that was itself specified in EXPRESS) by Prof. Donald Sanderson of East Tennessee State University, Dr. Philip Spiby of Eurostep, Dr. Markus Maier of PDTEC, and Dr. Peter Wilson of Boeing Corporation (now retired).

Every organization listed as a submitter or supporter has made some technical contribution to this specification.

## 2 Scope and Purpose

This specification is a metamodel for the EXPRESS information modeling language, as defined by ISO 10303-11.2:2004, Product data exchange – EXPRESS Language Reference Manual. It includes all elements of the language.

The metamodel conforms to the OMG Complete Meta-Object Facility (CMOF) specification, version 2.0.

The metamodel captures the meaning of the EXPRESS syntactic constructs, not the syntactic constructs themselves. It differs from an abstract syntactic model of the language when either:

- the same syntax is used with different semantics in different contexts, or
- the syntax is more complex than the semantic content it expresses.

Some attributes of concepts in the metamodel serve only to permit the EXPRESS syntactic form to be recreated from the metamodel instance. Such attributes are so described.

The purpose of this specification is to provide a common basis for communication among tools that create or compile EXPRESS models, analyze them, and/or map them to various forms of implementation specifications.

It is also intended to serve as a basis for the definition of formal standard mappings to other modeling and implementation languages.

## 3 Normative References

The following normative documents contain provisions which, through reference in this text, constitute provisions of this specification. Subsequent amendments to, or revisions of, any of these publications do not necessarily apply. However, users and implementors of this specification are encouraged to investigate the possibility of applying the most recent editions of the normative documents indicated below. ISO and OMG maintain registers of currently valid specifications.

ISO 10303, *Industrial data – Product data exchange – Part 11: EXPRESS Language Reference Manual*, ed. 2, 2004.

OMG *Meta-Object Facility (MOF) Core Specification*, v2.4.1, August, 2011, (<http://www.omg.org/spec/MOF/2.4.1>)

OMG *MOF to XMI Mapping (XMI) Specification*, v2.4.1, August, 2011, (<http://www.omg.org/spec/XMI/2.4.1>)

## 4 Conformance

An exchange document can conform to this specification as specified in Conformance of an exchange document. A tool can conform as a producer, as specified in Conformance as a producer (pre-processor), or as a processor, as specified in Conformance as a (post-)processor, or both. In addition, it is possible for a tool to conform to one or more of the compliance points specified in Compliance points, as a part of conformance as a producer or a processor.

### 4.1 Conformance of an exchange document

An exchange document conforms to this specification if:

- it is a valid XMI exchange document and represents a MOF M1 model that is consistent with the M2 metamodel defined in clauses 6-12 of this specification; and
- the M1 model represents a valid EXPRESS schema as defined by ISO 10303-11.2:2004.

Representation of an EXPRESS schema need not include representation of all elements of the schema. It shall include all elements of the schema that can be represented by elements of the Core Package, as defined in Clause 7.

## 4.2 Conformance as a producer (pre-processor)

A software tool conforms to this specification *as a producer* if it produces conforming exchange documents as specified in Conformance of an exchange document.

A software tool may claim conformance to a given compliance point as a producer if the exchange document it produces for any given EXPRESS schema contains representations of all the EXPRESS model elements that correspond to that compliance point.

## 4.3 Conformance as a (post-)processor

A software tool conforms to this specification *as a processor* if

- it can accept any and all exchange documents that conform as specified in Conformance of an exchange document; and
- it can interpret all EXPRESS concepts modeled by elements in the Core Package.

The nature of the process performed on the EXPRESS schema that is represented by a document that it accepts is not specified by this standard, but the interpretation of the EXPRESS schema in that process shall be consistent with the interpretation given by ISO 10303-11.

A software tool may claim conformance to a given compliance point as a processor if it can also interpret all the EXPRESS model elements that correspond to that compliance point.

## 4.4 Compliance points

In addition to support of the elements in the Core Package, a tool may support any of the additional compliance points defined below.

### 4.4.1 Compliance point: Enumerations

A tool conforms to the Enumerations compliance point by producing or interpreting model elements defined in the Enumerations Package.

### 4.4.2 Compliance point: Algorithms

A tool conforms to the Algorithms compliance point by producing or interpreting model elements defined in the Algorithms Packages. Conformance to this compliance point requires Statements to be produced as text, if the Statements compliance point is not supported. It makes no requirements for the interpretation of Statements.

### **4.4.3 Compliance point: Rules**

A tool conforms to the Rules compliance point by producing or interpreting model elements defined in the Rules, Algorithms, and Instances Packages. Conformance to this compliance point requires Statements to be produced as text, if the Statements compliance point is not supported. It makes no requirements for the interpretation of Statements.

### **4.4.4 Compliance point: Expressions**

A tool conforms to the Expressions compliance point by producing or interpreting model elements defined in the Expressions, Algorithms, and Instances Packages.

A tool that conforms as a producer to this compliance point shall not represent any Expression solely as text. That is, it shall represent every EXPRESS expression properly as the subtype of Expression that models it. Conformance to this compliance point requires Statements to be produced as text, if the Statements compliance point is not supported. It makes no requirements for the interpretation of Statements.

### **4.4.5 Compliance point: Statements**

A tool that conforms to the Statements compliance point shall conform to the Expressions compliance point, and shall produce or interpret model elements defined in the Statements Package as well.

A tool that conforms as a producer to this compliance point shall not represent any Statement solely as text. That is, it shall represent every EXPRESS statement properly as the subtype of Statement that models it.

### **4.4.6 Compliance point: Express2**

A tool conforms to the Express2 compliance point shall conform to the Statements compliance point and to the Rules compliance point. A tool that conforms to the Express2 compliance point shall fully support all elements of the EXPRESS language.

## **5 Terms and Definitions**

### **5.1 Unified Modeling Language (UML) Terms**

The following terms are taken from the Unified Modeling Language (UML) Specification, and are used with the definitions given in that specification:

- abstract
- association
- association end
- attribute
- class
- constraint
- dependency
- derived
- enumeration



- multiplicity
- navigable
- package
- stereotype
- tagged value

## 5.2 EXPRESS Terms

The following terms are taken from the EXPRESS Language Reference Manual, and are used with the definitions given in that specification:

- aggregate, and aggregation
- algorithm
- constant
- domain
- entity, and entity type
- function
- identifier
- instance
- inverse
- keyword
- member
- parameter
- population
- rule
- schema
- scope
- statement
- subtype
- supertype
- type

Some of these terms have the same orthography as certain UML terms that are not used in this specification. The following terms are used in this specification with their UML interpretation and are prefixed by “EXPRESS” whenever they are used with their EXPRESS interpretation:

- abstract
- attribute
- data type
- derived
- enumeration

## 5.3 Terms for Model Elements

This specification defines a number of metaclasses, associations, attributes, and association end names. Each of those becomes a term that may be used in other definitions and requirements.

When a term is capitalized in the text, e.g., Schema, it refers to the metaclass with that identifier, and by extension, to the semantic concept that it represents.

In the text, a term beginning with a period (.) and set in Courier font, e.g., `.namespace`, refers to the attribute or association end with that name that is owned by the class being described.

**Note** – Other than these conventions, some terms that refer to model elements have the same spelling as terms used in UML and EXPRESS. The convention denotes the intended distinction. In most cases, however, when the EXPRESS term and the model element identifier have the same spelling, the model element models the concept designated by the EXPRESS term.

## 5.4 Terms for primitive data types

As specified in clause 8.2, this specification uses the UML primitive types Boolean, Integer, and String as the data types of attributes in the metamodel. These terms differ in representation from the EXPRESS datatype identifiers BOOLEAN, INTEGER, and STRING only in case. To avoid confusion, the EXPRESS identifiers always appear in upper case, and the UML primitive type identifiers appear in mixed case prefixed by "(UML)".

## 5.5 Additional terms introduced in this specification

The following additional terms are introduced in this specification:

### **instance package**

A UML Package that comprises only declarations of individual objects that represent fixed instances of metaclasses defined in the parent package.

### **namespace**

The domain of interpretation of a body of EXPRESS text in which a given identifier is associated with a given model element.

# 6 Additional Information

## 6.1 Document Conventions

This specification is a Complete Meta-Object Facility (CMOF) specification of the EXPRESS metamodel, conforming to the OMG Meta-Object Facility Core specification v2.0, as an M2 model.

The only CMOF features (beyond those of EMOF) that are used in this specification are:

- Specialization of primitive types
- Subsetting of properties

MOF 2.0 requires that every association be named, even those that are navigable in only one direction. In this specification, all associations are named (in the UML and CMOF XMI files), but only the names of bidirectional associations are displayed and only bidirectional associations are separately documented (as Associations).

Similarly, MOF 2.0 requires that every association end be named, even those that are not navigable. In this specification, the names of non-navigable association ends are not shown and not documented. They do appear in the UML and CMOF XMI files for the metamodel. Every navigable association end is documented as a properties of the owning class.

For derived attributes and associations, the UML model includes an <<isDerived>> stereotype that allows the attachment of the tagged-value “derivation.” Wherever the derivation is a simple navigation expression, it is given as the value of “derivation” and documented accordingly in the normative text. Where the derivation is a more complex operation, it is omitted from the UML model and described in the text. The CMOF model does not include the tagged values, but wherever the derivation expression is given in the UML model, the CMOF model contains a Constraint requiring the value of the derived property to be equal to the value of the derivation expression.

## 6.2 Acknowledgements

The following companies submitted/supported parts of this specification:

- 88Solutions
- AIDIMA
- Electronic Commerce Promotion Council of Japan
- Eurostep, Limited
- Fachhochschule Vorarlberg
- Fraunhofer Institut für Produktions- und Konstruktionstechnik (IPK)
- John Deere
- LKSoftWare Gmbh
- NASA Goddard Space Flight Center
- National Institute of Standards and Technology (NIST)
- New University of Lisbon (UNINOVA)
- PDTEC

## 7 Overview of the EXPRESS Metamodel

This specification is a metamodel for the EXPRESS information modeling language, as defined by ISO 10303-11. The Metamodel is composed of 7 packages, which are related as shown in Figure 7.1 -.

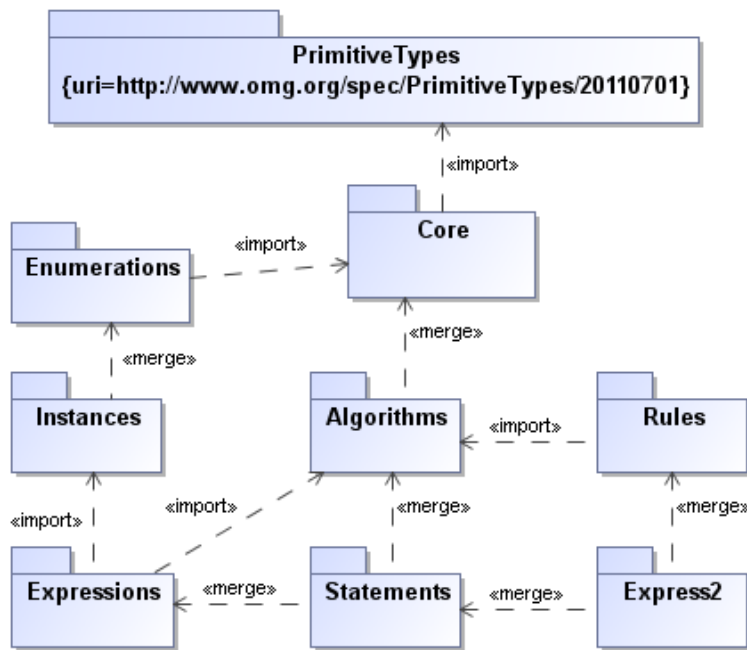


Figure 7.1 - EXPRESS Metamodel Packages

The Core Package contains all of the generally required modeling elements of EXPRESS, along with some basic metamodel artifacts. It is the foundation on which all of the other packages are built. The Core Package is the minimal implementation of the EXPRESS Metamodel.

The Enumerations Package contains the model of EnumerationItem and the subclasses of Instance that it instantiates. Its purpose is to support a compliance point that includes schema-level declarations and EnumerationItems.

The Instances Package completes the model of instances that conform to the EXPRESS types. This package is needed to support many of the concepts in EXPRESS rules.

The Algorithms Package contains the model of function and procedure definitions. This model is needed to support Expressions, and some of its features are used in Global Rules.

The Rules Package contains the models of RULEs and SUBTYPE\_CONSTRAINTS, which rely on the notion of extents of types with populations.

The Expressions Package contains a model of expressions that includes all details of value manipulation that are described in Clause 12 of ISO 10303-11.

The Statements Package contains a model of the executable statements that may be contained in the body of functions and procedures. It contains all of the concepts in Clause 13 of ISO 10303-11.

The Express2 Package contains nothing in its own right. It imports everything defined in the metamodel, and thus serves as the package that models the entire EXPRESS language.

## 8 Package :: Core

The Core package contains all of the generally required modeling elements of EXPRESS, including:

- Scopes and Naming concepts
- Schemas
- (Data) Types
- Entities, Attributes, and Relationships
- Domain Constraints

The Core package also includes the abstract classes Expression and Instance, which serve as linking points for detailed models contained in other packages.

### 8.1 Imported Packages

**Imports Package: UML Standard Profile.UML2 Metamodel.PrimitiveTypes**

The Core Package imports the UML PrimitiveTypes Package for the data types of many metamodel attributes.

### 8.2 UML Primitive Types

The following basic data types from the UML PrimitiveTypes Package are used in this specification with the interpretation given in the UML specification. Where these data types formally appear as the types of attributes of metaclasses, they are prefixed with (UML) to further distinguish them from the similarly named EXPRESS data types.

#### 8.2.1 Primitive type: Boolean

Definition: UML primitive type for logical values.

#### 8.2.2 Primitive type: Integer

Definition: UML primitive type for numeric information.

**Note** – All integer values used in this metamodel are non-negative.

#### 8.2.3 Primitive type: String

Definition: UML primitive type for arbitrary character (code) representation.

### 8.3 EXPRESS Language Datatypes

#### 8.3.1 Datatype: ExpressText

Definition: Represents any EXPRESS language text, including both unparsed text and specific syntactic elements.

**Note** – See Clause 7 of ISO 10303-11:2004.

### 8.3.1.1 Supertypes

Realization type is . [\(UML\) String](#)

The realization relationship is modeled as a generalization.

### 8.3.1.2 Members

none

## 8.3.2 Datatype: Identifier

Definition: EXPRESS language element used for naming NamedElements.

**Note** – See 7.4 of ISO 10303-11:2004.

### 8.3.2.1 Supertypes

[ExpressText](#).

### 8.3.2.2 Members

none

## 8.3.3 Datatype: Keyword

Definition: EXPRESS language element used for names of built-in data types.

**Note** – See 7.2.1 of ISO 10303-11:2004.

### 8.3.3.1 Supertypes

[ExpressText](#)

### 8.3.3.2 Members

none

## 8.4 Schemas, Scopes, and Naming

This section of the Core model introduces the naming and namespace concepts of the EXPRESS language.

An EXPRESS model consists primarily of a set of NamedElements – model elements that have (or may have) identifiers. Per Clause 10 of ISO 10303-11, every NamedElement has a Scope in which it is “visible,” that is, a collection of model contexts in which the identifier refers to that NamedElement. Such identifiers are modeled here as ScopedIds – the combination of an Identifier and the namespace (Scope) in which it is defined (see Datatype: ScopedId).

The primary Scope/namespace of an EXPRESS model is a Schema. All model elements, except those that are predefined in the EXPRESS language, are defined in some Schema. Interfacing is the mechanism by which an EXPRESS Schema includes model elements defined in other Schemas. Figure 8.1 shows the basic Scope, Schema, and Interfacing concepts of EXPRESS.

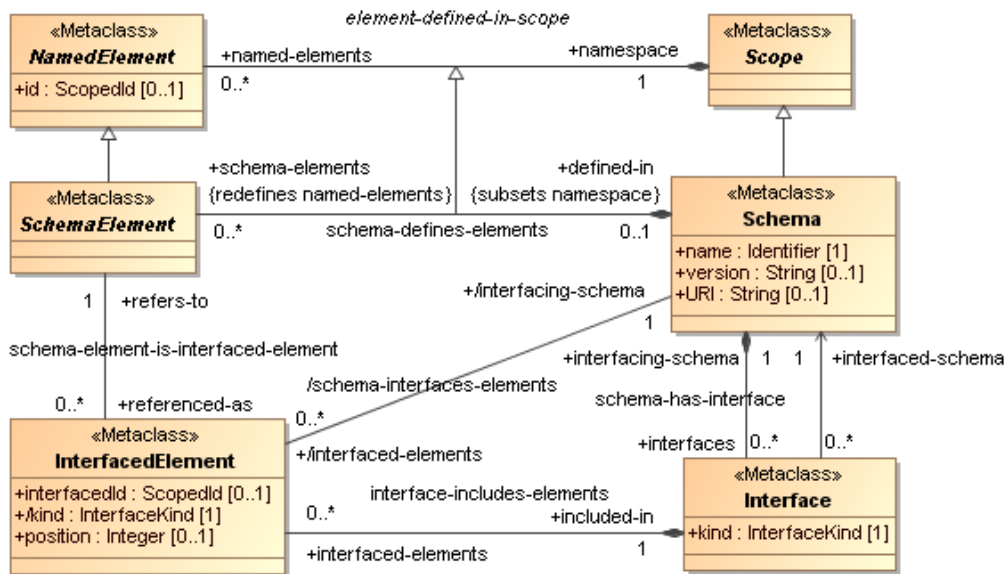


Figure 8.1 - Schemas and Interfacing

There are three general subclasses of Scope: Schemas, Local Scopes, and Type Scopes. These Scope concepts are shown in Figure 8.2. All of these concepts are defined in detail below, except for NamedType – the scope of TypeElements – which is defined in “Overview of Types” on page -32.

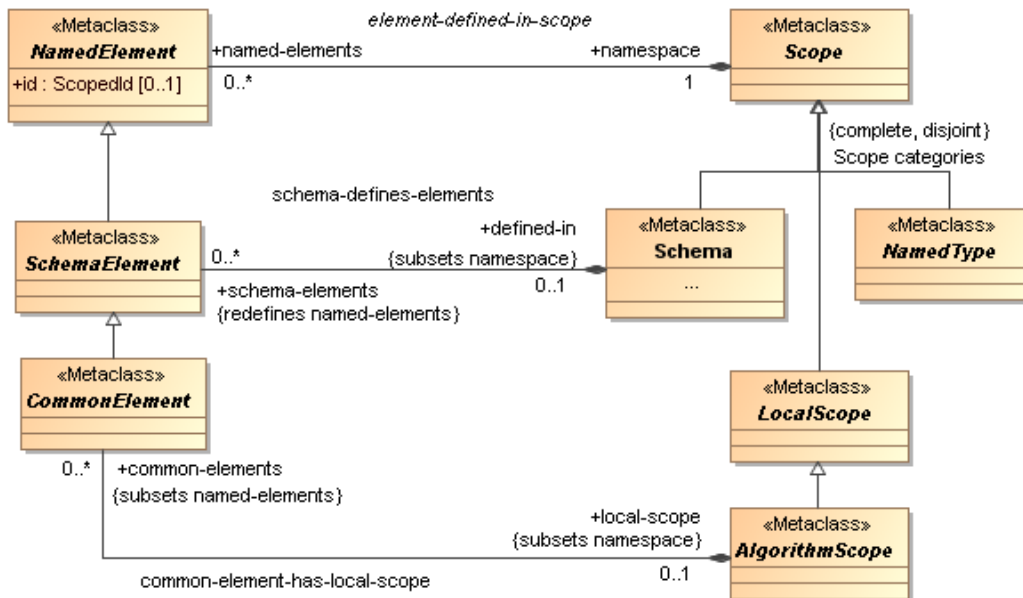


Figure 8.2 - EXPRESS Scope and Named Element Concepts



## 8.4.1 Class: AlgorithmScope

Definition: A LocalScope that can be the namespace of CommonElements.

Properties: abstract

### 8.4.1.1 Supertypes

[LocalScope](#)

### 8.4.1.2 Attributes

none

### 8.4.1.3 Associations

**AssociationEnd: common-elements**

**To: [CommonElement](#)**

via: [common-element-has-local-scope](#)

Subsets: [Scope:named-elements](#)

Definition: represents the relationship between an AlgorithmScope and the CommonElements that are defined in it. This is a refinement of the (abstract) Scope:named-elements relationship.

**Note** – See clause 10 of ISO 10303-11:2004.

Multiplicity: 0..\* unordered

Properties: composite

**AssociationEnd: variables**

**To: [Algorithms::LocalVariable](#)**

via: [Algorithms::variable-defined-in-scope](#)

subsets: [Scope:named-elements](#)

Definition: represents the relationship between the AlgorithmScope and the set of LocalVariables that are defined within it.

Multiplicity: 0..\* unordered

Properties: composite

### 8.4.1.4 Other Roles

none

## 8.4.2 Class: CommonElement

Definition: a SchemaElement that can be defined in either a Schema or a LocalScope, and has (or may have) a unique identifier within that Scope. This is an artifact of the declaration and namespace rules for the EXPRESS language. NamedTypes, Algorithms, Constants, and SupertypeRules can be defined at the Schema level or within Algorithms and GlobalRules (AlgorithmScopes).

Every CommonElement has a Scope. The Scope is either a SchemaScope or an AlgorithmScope.

Properties: abstract

#### 8.4.2.1 Supertypes

[SchemaElement](#)

#### 8.4.2.2 Attributes

none

#### 8.4.2.3 Associations

**Note** – The AssociationEnd: defined-in to Schema is inherited from SchemaElement.

**AssociationEnd:** local-scope

**To:** [AlgorithmScope](#)

via: [common-element-has-local-scope](#)

Subsets: [NamedElement:namespace](#)

Definition: represents the relationship between a CommonElement that is defined in an AlgorithmScope and the scope in which it is defined; also, the scope (set of model elements) in which the id of the CommonElement refers to that CommonElement.

**Note** – See Clause 10 of ISO 10303-11:2004.

Multiplicity: 0..1

#### 8.4.2.4 Other Roles

none

#### 8.4.2.5 Rules

##### **Constraint has-scope (OCL)**

`exists(self->defined-in) XOR exists(self->local-scope)`

A CommonElement has exactly one scope, either a Schema (via defined-in), or a LocalScope.

### 8.4.3 Class: Interface

Definition: represents the EXPRESS “interface” relationship between two Schemas that is created by a USE or REFERENCE statement.

Each EXPRESS interface statement (USE or REFERENCE) explicitly includes zero or more SchemaElements from the interfaced Schema in the interfacing Schema. Each interface statement shall be represented by an Interface object with the corresponding :kind. If there are multiple interface statements of the same kind for the same interfaced schema, they may all be represented by a single Interface object of that kind. Each SchemaElement that is explicitly interfaced by the statement(s) shall be represented by exactly one InterfacedElement that is included in the Interface. Such elements are considered to be in the namespace of the interfacing Schema as well, but the identifier in the interfacing schema may be overridden in the InterfacedElement.

In addition, an EXPRESS interface statement may *implicitly* interface zero or more SchemaElements from the interfaced Schema in the interfacing Schema, in order to complete the specifications of the explicitly interfaced elements. For each interfaced schema from which one or more SchemaElements are implicitly interfaced, the interfacing Schema shall also contain one Interface object that has :kind=IMPLICIT, and that includes one InterfacedElement for each implicitly interfaced element from that interfaced Schema. Implicitly interfaced elements are not considered to be in the namespace of the interfacing schema, but they may appear in a corresponding population.

**Note** – See Clause 11 of ISO 10303-11:2004. Interface models the USE and REFERENCE statements, but follows the interpretation rules given in that clause. In particular, a statement of the form

[REFERENCE FROM <schema>](#);

*explicitly* interfaces every SchemaElement defined in the interfaced schema, and a statement of the form

[USE FROM <schema>](#);

*explicitly* interfaces every NamedType defined in the interfaced schema.

**Note** – The above requires an interfaced element that is both USED and REFERENCED in the same interfacing schema to have two corresponding InterfacedElements, one in each of the Interface objects corresponding to the two kinds of interface statements.

**Note** – Per ISO 10303-11, a SchemaElement can be implicitly interfaced to define the terms used in defining explicitly interfaced SchemaElements in one USE or REFERENCE statement. The same SchemaElement can also be explicitly interfaced in another USE or REFERENCE statement. This specification does not require a SchemaElement that is explicitly interfaced to be modeled as implicitly interfaced at all. But SchemaElements that are implicitly interfaced at least once and are not explicitly interfaced at all must be modeled by InterfacedElements that are included in an Interface whose kind is implicit.

#### 8.4.3.1 Supertypes

none

#### 8.4.3.2 Attributes

**Attribute:** kind

**To:** [InterfaceKind](#)

Definition: The nature of the interface, as indicated by the interface statement the Interface represents: USE, REFERENCE, implicit.

Multiplicity: 1..1

#### 8.4.3.3 Associations

**AssociationEnd:** interfaced-elements

**To:** [InterfacedElement](#)

via: [interface-includes-elements](#)

Definition: the InterfacedElements that are included in the Interface. That is, the SchemaElements that are implicitly or explicitly interfaced into the interfacing schema by the USE or REFERENCE statement that is represented by the Interface.

Properties: composite

Multiplicity: 0..\* unordered

**AssociationEnd:** interfaced-schema

**To:** [Schema](#)

Definition: represents the relationship between the Interface and the Schema whose SchemaElements are being interfaced into the .interfacing-schema.

Multiplicity: 1..1

**AssociationEnd: interfacing-schema**

**To: [Schema](#)**

via: [schema-has-interface](#)

Definition: represents the relationship between the Interface and the Schema in which it appears.

Multiplicity: 1..1

#### 8.4.3.4 Other Roles

none

### 8.4.4 Class: InterfacedElement

Definition: represents the EXPRESS “interface” relationship (USE, REFERENCE) between an interfacing Schema and one SchemaElement that is defined in some other Schema. It can be viewed as a “role” of the .refers-to SchemaElement in the interfacing schema. Each InterfacedElement is contained in exactly one Interface, which models one or more interface statements of the same kind for the interfaced schema. Because it is not meaningful for an interface statement to interface the same SchemaElement more than once, the combination (:included-in, :refers-to) uniquely identifies an InterfacedElement relationship.

**Note** – See clause 11 of ISO 10303-11:2004.

#### 8.4.4.1 Supertypes

none

#### 8.4.4.2 Attributes

**Attribute: interfacedId**

**To: [ScopedId](#)**

Definition: the new Identifier for the .refers-to SchemaElement in the interfacing schema.

**Note** – See clause 11 of ISO 10303-11:2004.

Multiplicity: 0..1

**Attribute: kind**

**To: [InterfaceKind](#)**

Definition: the nature of the interface that is represented by the InterfacedElement: USE, REFERENCE, implicit. It is derived from the kind of Interface it is included in.

Multiplicity: 1..1

Properties: derived.

derivation = self->included-in->kind

#### 8.4.4.3 Associations

**AssociationEnd: included-in**

**To: [Interface](#)**

via: [interface-includes-elements](#)

Definition: the Interface that includes the InterfacedElement.

Multiplicity: 1..1

**AssociationEnd: interfacing-schema**

**To: [Schema](#)**

via: [schema-interfaces-elements](#)

Definition: represents the relationship between the InterfacedElement and the Schema in which it appears. If the InterfacedElement renames the .refers-to SchemaElement, the interfacing-schema is the namespace for the .interfacedId.

Multiplicity: 1..1

Properties: derived.

#### **TaggedValues**

```
derivation = self->included-in->interfacing-schema
```

**AssociationEnd: refers-to**

**To: [SchemaElement](#)**

via: [schema-element-is-interfaced-element](#)

Definition: represents the SchemaElement being imported (interfaced) into the interfacing schema as the InterfacedElement.

Multiplicity: 1..1

#### **8.4.4.4 Other Roles**

none

#### **8.4.5 Datatype: InterfaceKind**

Stereotype: enumeration

Definition: The nature of an Interface – the EXPRESS interface relationship between two Schemas.

##### **8.4.5.1 Supertypes**

none

##### **8.4.5.2 Values**

###### **Value: IMPLICIT**

Definition: Represents “implicit” interfacing, as defined in ISO 10303-11. A NamedElement is implicitly interfaced when it is not explicitly interfaced by any USE or REFERENCE statement but is used in the specification of a NamedElement that is explicitly interfaced, or in the specification of another element that is implicitly interfaced. Elements that are implicitly interfaced do not appear in the namespace of the interfacing schema. Instances of implicitly interfaced NamedTypes may appear in a Population governed by that Schema as if they were REFERENCED.

###### **Value: REFERENCE**

Definition: Represents explicit interfacing by a REFERENCE statement. NamedElements that are explicitly interfaced have identifiers in the namespace of the interfacing schema. Instances of NamedTypes that are interfaced by a REFERENCE

statement may exist in a Population, but only to fulfill some Attribute of an entity that is ultimately dependent on an “independent entity.”

**Value: USE**

Definition: Represents explicit interfacing by a USE statement. NamedElements that are explicitly interfaced have identifiers in the namespace of the interfacing schema. Instances of every NamedType that is explicitly interfaced by a USE statement are permitted to be “independent entities” in a Population governed by the interfacing Schema.

### 8.4.6 Class: LocalScope

Definition: A Scope that is neither a Schema nor a NamedType. Terms defined in a LocalScope are not visible at the Schema level.

**Note** – See Clause 10 of ISO 10303-11:2004.

Properties: abstract

#### 8.4.6.1 Supertypes

[Scope](#)

#### 8.4.6.2 Attributes

none

#### 8.4.6.3 Associations

#### 8.4.6.4 Other Roles

none

### 8.4.7 Class: NamedElement

Definition: An abstract class representing a principal modeling concept of the EXPRESS language: an object that is defined in a model, has a notion of “lifetime,” and has an identifier that refers to it in Schemas or in some nested Scope in a Schema.

**Note** – Every NamedElement has an :id attribute whose value is a ScopedId. Some NamedElements are not required to have identifiers, and some NamedElements can have additional identifiers. The scope of each such identifier is the Scope in which the NamedElement is defined.

Properties: abstract

#### 8.4.7.1 Supertypes

none

#### 8.4.7.2 Attributes

**Attribute: id**

**To: [ScopedId](#)**

Definition: Represents the identifier that uniquely identifies the NamedElement within the Scope that is the :namespace. Not

all NamedElements are required to have identifiers.

**Note** – See Clause 10 of ISO 10303-11:2004.

Multiplicity: 0..1

### 8.4.7.3 Associations

**AssociationEnd: documentation**

**To:** [Remark](#)

via: [remark-describes-element](#)

Definition: represents the relationship between a NamedElement and the Remarks, if any, that constitute its in-schema documentation. If the Scope (.appears-in) of the Remark is, or is contained in, a different Schema from the declaration of the NamedElement, the Remark only applies to the NamedElement as-interfaced.

**Note** – See 7.1.6.3 of ISO 10303-11:2004.

Multiplicity: 0..\* unordered

**AssociationEnd: namespace**

**To:** [Scope](#)

Definition: represents the abstract relationship between a NamedElement and the “scope” in which it is defined, i.e., the set of model elements for which that name refers to that NamedElement.

**Note** – See clause 10 of ISO 10303-11:2004.

Multiplicity: 1..1

Properties: abstract

### 8.4.7.4 Other Roles

none

## 8.4.8 Class: Schema

Definition: a Scope that represents an EXPRESS SCHEMA, i.e., a collection of SchemaElement declarations and interface declarations.

**Note** – “Schema” is a reserved word in EXPRESS; if this metamodel is converted to EXPRESS, this class must be renamed. See 9.3 of ISO 10303-11:2004.

### 8.4.8.1 Supertypes

[Scope](#)

### 8.4.8.2 Attributes

**Attribute: name**

**To:** [Identifier](#)

Definition: the name of the EXPRESS schema.

**Note** – See clause 9.3 of ISO 10303-11:2004.

Multiplicity: 1..1

**Attribute: version**

**To: [Identifier](#)**

Definition: the version identifier for the EXPRESS schema, if any.

**Note** – See 9.3 of ISO 10303-11:2004.

Multiplicity: 0..1

**Attribute: URI**

**To: (UML) String**

Definition: the Uniform Resource Identifier for the EXPRESS schema, if any.

**Note** – This is the XMI substitute for one use of the 'version' attribute described in clause 9.3 of ISO 10303-11:2004.

Multiplicity: 0..1

### 8.4.8.3 Associations

**AssociationEnd: documentation**

**To: [Remark](#)**

via: [remark-describes-schema](#)

Definition: represents the relationship between a Schema and the Remarks, if any, that constitute its in-schema documentation. If the Scope (.appears-in) of the Remark is a different Schema, the Remark only applies to the Schema as-interfaced.

**Note** – See 7.1.6.3 of ISO 10303-11:2004. Technically the Schema is a named element of the EXPRESS language, but it has no defined Scope.

Multiplicity: 0..\* unordered

**AssociationEnd: interfaced-elements**

**To: [InterfacedElement](#)**

via: [schema-interfaces-elements](#)

Definition: represents the relationship between a Schema and the InterfacedElements it contains, that is, the SchemaElements that it imports/interfaces from other Schemas via USE and REFERENCE statements.

Properties: derived.

Multiplicity: 0..\* unordered

#### **Tagged Values**

```
derivation = self->interfaces->interfaced-elements;
```

**AssociationEnd: interfaces**

**To: [Interface](#)**

via: [schema-has-interface](#)

Definition: the Interfaces that link the Schema to the Schemas it interfaces and to the InterfacedElements they interface into the Schema.

Properties: composite



Multiplicity: 0..\* unordered

**AssociationEnd:** schema-elements

**To:** [SchemaElement](#)

via: [schema-defines-elements](#)

redefines: [Scope:named-elements](#)

Definition: represents the relationship between the Schema and the SchemaElements that are defined in it, as distinct from those that are interfaced into it.

**Note** – See 9.3 of ISO 10303-11:2004.

Multiplicity: 0..\* unordered

Properties: composite

#### 8.4.8.4 Other Roles

**From:** [Interface](#) as interfaced-schema

**From:** [Instances::Population](#) as governing-schema

### 8.4.9 Class: SchemaElement

Definition: a NamedElement whose scope can be a Schema. This includes all CommonElements and GlobalRule. The scope of CommonElements can be a Schema, but is not required to be a Schema.

Properties: abstract

#### 8.4.9.1 Supertypes

[NamedElement](#)

#### 8.4.9.2 Attributes

none

#### 8.4.9.3 Associations

**AssociationEnd:** defined-in

**To:** [Schema](#)

via: [schema-defines-elements](#)

Subsets: [NamedElement:namespace](#)

Definition: represents the relationship between the SchemaElement and the Schema in which it is (originally) defined.

**Note** – See 9.3 of ISO 10303-11:2004.

Multiplicity: 0..1

**AssociationEnd:** referenced-as

**To:** [InterfacedElement](#)

via: [schema-element-is-interfaced-element](#)

Definition: represents a use of the SchemaElement in some Schema other than the one in which it is defined. Only a SchemaElement whose scope is a Schema can be referenced as an InterfacedElement.

Multiplicity: 0..\* unordered

#### 8.4.9.4 Other Roles

none

#### 8.4.9.5 Rules

##### Constraint (OCL)

```
exists(self->defined-in) OR NOT exists(self->referenced-as)
```

Only a SchemaElement that is defined-in a Schema can be referenced-as an InterfacedElement.

### 8.4.10 Class: Scope

Definition: any EXPRESS object that defines a namespace for the interpretation of identifiers.

**Note** – See clause 10 of ISO 10303-11:2004.

Properties: abstract

#### 8.4.10.1 Supertypes

none

#### 8.4.10.2 Attributes

none

#### 8.4.10.3 Associations

##### Association End: anonymous-type

##### To: AnonymousType

Definition: The AnonymousTypes that are formally "contained in" the Scope. An AnonymousType should be contained in the largest scope in which it has meaning, that is, the Scope that provides the interpretation for all of its member type and bound expressions. The Scope of types and literals defined in the EXPRESS language itself is taken to be the Schema.

Multiplicity: 0..\*, composite

**Note** – MOF requires that all objects are contained by others that trace to a root model element. This association permits a Scope to be the container for AnonymousTypes used within it.

##### Association End: expression

##### To: Expression

via: expression-has-context

Definition: The Expressions whose interpretation-context is the Scope.

Multiplicity: 0..\*, composite

**Note** – MOF requires that all objects are contained by others that trace to a root model element. This association permits a Scope to be the container for Expressions used within it.

**Association End: generalized-type**

**To: GeneralizedType**

Definition: The GeneralizedTypes that are formally "contained in" the Scope. A GeneralizedType should be contained in the largest scope in which it has meaning, that is, the Scope that provides the interpretation for all of its member type and bound expressions.

Multiplicity: 0..\*

**Note** – Note - MOF requires that all objects are contained by others that trace to a root model element. This association permits a Scope to be the container for GeneralizedTypes used within it.

**AssociationEnd: includes-remarks**

**To: Remark**

via: [remark-appears-in-scope](#)

Definition: represents the relationship between a Schema and the Remarks that appear in it.

**Note** – See 7.1.6 of ISO 10303-11:2004.

Multiplicity: 0..\*, composite

**AssociationEnd: named-elements**

**To: NamedElement**

Definition: represents the abstract relationship between a Scope and the NamedElements that are defined in it.

**Note** – This relationship is very much conceptual. Not every kind of NamedElement can be defined in every kind of Scope. See Clause 10 of ISO 10303-11:2004.

Multiplicity: 0..\*, composite

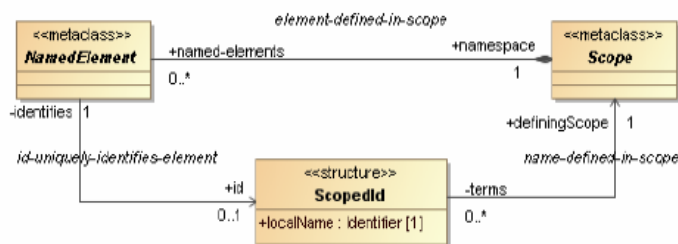
**8.4.10.4 Other Roles**

**From:** [Expression](#) as interpretation-context

**8.4.11 Datatype: ScopedId**

Stereotypes: structure

Definition: The combination of an Identifier and its namespace, which together constitute a well-defined symbol for an EXPRESS ModelElement. Figure 8.3 shows the conceptual model of a ScopedId. A ScopedId whose Scope is a Schema is visible throughout the Schema, and possibly to other Schemas that interface the NamedElement. A ScopedId whose Scope is a LocalScope is visible only in that LocalScope. A ScopedId whose Scope is a NamedType is visible only in the declaration of that NamedType and in Expressions involving references to elements whose data type is that NamedType.



## Figure 8.3 - Conceptual Model of ScopedId

### 8.4.11.1 Supertypes

none

### 8.4.11.2 Members

#### Member: definingScope

To: [Scope](#)

Definition: Represents the relationship between the ScopedId and the Scope in which it is defined.

**Note** – See Clause 10 of ISO 10303-11:2004.

Multiplicity: 1..1

#### Member: localName

To: [Identifier](#)

Definition: Represents the EXPRESS identifier that uniquely identifies the NamedElement within the namespace that is the Scope.

Multiplicity: 1..1

## 8.4.12 Association: common-element-has-local-scope

Definition: represents the relationship between an AlgorithmScope and the CommonElements that are defined in it. This is a refinement of the (abstract) [element-defined-in-scope](#) relationship.

**Note** – See clause 10 of ISO 10303-11:2004.

### 8.4.12.1 Supertypes

[element-defined-in-scope](#)

### 8.4.12.2 Association Ends

#### AssociationEnd: common-elements

To: [CommonElement](#)

Definition: the CommonElements that are defined in the AlgorithmScope.

**Note** – See clause 10 of ISO 10303-11:2004.

Multiplicity: 0..\* unordered

Properties: composite

#### AssociationEnd: local-scope

To: [AlgorithmScope](#)

Subsets: NamedElement:namespace

Definition: represents the relationship between a CommonElement that is defined in an AlgorithmScope and the scope in which it is defined; also, the scope (set of model elements) in which the id of the CommonElement refers to that CommonElement.

**Note** – See Clause 10 of ISO 10303-11:2004.

Multiplicity: 0..1

### 8.4.13 Association: element-defined-in-scope

Definition: represents the generic relationship between a NamedElement and the Scope in which it is defined. Every NamedElement is defined in exactly one Scope. It may be interfaced into other Scopes, and it may be visible in Scopes nested inside the Scope in which it defined and the Scopes into which it is interfaced.

**Note** – See clause 10 of ISO 10303-11:2004.

**Note** – This is an abstract relationship. Each separate form of this relationship is separately modeled.

Properties: abstract

#### 8.4.13.1 Association Ends

**AssociationEnd: named-elements**

**To:** [NamedElement](#)

Definition: represents the relationship between a Scope and the NamedElements that are defined in it.

**Note** – This relationship is very much conceptual. Not every kind of NamedElement can be defined in every kind of Scope. See clause 10 of ISO 10303-11:2004.

Multiplicity: 0..\*, composite

**AssociationEnd: namespace**

**To:** [Scope](#)

Definition: represents the relationship between a NamedElement and the “scope” in which it is defined, i.e., the set of model elements for which that name refers to that NamedElement.

**Note** – See clause 10 of ISO 10303-11:2004.

Multiplicity: 1..1

Properties: abstract

### 8.4.14 Association: interface-includes-elements

Definition: represents the relationship between an Interface and the InterfacedElements it contains, that is the relationship between an interface statement (USE or REFERENCE) and the SchemaElements it implicitly and explicitly interfaces.

**Note** – See clause 11 of ISO 10303-11:2004.

#### 8.4.14.1 Association Ends

**AssociationEnd: included-in**

**To:** [Interface](#)

Definition: the Interface that includes the InterfacedElement.

Multiplicity: 1..1

**AssociationEnd: interfaced-elements**

**To:** [InterfacedElement](#)

Definition: the InterfacedElements that are included in the Interface. That is, the SchemaElements that are implicitly or explicitly interfaced into the interfacing schema by the USE or REFERENCE statement that is represented by the Interface.

Properties: composite

Multiplicity: 0..\* unordered

### 8.4.15 Association: schema-defines-elements

Definition: represents the relationship between a Schema and the SchemaElements that are defined in it.

#### 8.4.15.1 Supertypes

[element-defined-in-scope](#)

#### 8.4.15.2 Association Ends

**AssociationEnd: defined-in**

To: [Schema](#)

Subsets: [NamedElement:namespace](#)

Definition: represents the relationship between the SchemaElement and the Schema in which it is (originally) defined. Refines the (abstract) NamedElement:namespace relationship.

**Note** – See 9.3 of ISO 10303-11:2004.

Multiplicity: 0..1

**AssociationEnd: schema-elements**

To: [SchemaElement](#)

redefines: Scope:named-elements

Definition: represents the relationship between the Schema and the SchemaElements that are defined in it, as distinct from those that are interfaced into it. refines the (abstract) Scope:named-elements relationship.

**Note** – See 9.3 of ISO 10303-11:2004.

Multiplicity: 0..\* unordered

Properties: composite

### 8.4.16 Association: schema-element-is-interfaced-element

Definition: represents a use of the SchemaElement in some Schema other than the one in which it is defined. Only a SchemaElement whose scope is a Schema can be referenced as an InterfacedElement.

#### 8.4.16.1 Association Ends

**AssociationEnd: referenced-as**

To: [InterfacedElement](#)

Definition: represents a use of the SchemaElement in some Schema other than the one in which it is defined. Only a SchemaElement whose scope is a Schema can be referenced as an InterfacedElement.

Multiplicity: 0..\* unordered

**AssociationEnd: refers-to**

**To:** [SchemaElement](#)

Definition: represents the SchemaElement being imported (interfaced) into the interfacing schema as the InterfacedElement.

Multiplicity: 1..1

### 8.4.17 Association: schema-interfaces-elements

Definition: represents the EXPRESS “interface” relationships (USE, REFERENCE) between an interfacing Schema and the InterfacedElements that represent the SchemaElements that are interfaced from other Schemas.

**Note** – See clause 11 of ISO 10303-11:2004.

Properties: derived

#### 8.4.17.1 Association Ends

**AssociationEnd: interfaced-elements**

**To:** [InterfacedElement](#)

Definition: represents the relationship between a Schema and the InterfacedElements it contains, that is, the SchemaElements that it imports/interfaces from other Schemas via USE and REFERENCE statements.

Properties: derived

Multiplicity: 0..\* unordered

#### Tagged Values

```
derivation = self->interfaces->interfaced-elements;
```

**AssociationEnd: interfacing-schema**

**To:** [Schema](#)

Definition: represents the relationship between the InterfacedElement and the Schema in which it appears. If the InterfacedElement renames the .refers-to SchemaElement, the interfacing-schema is the namespace for the .interfacedId.

Properties: derived

Multiplicity: 1..1

#### Tagged Values

```
derivation = self->included-in->interfacing-schema;
```

### 8.4.18 Association: schema-has-interface

Definition: represents the relationship between a Schema and the Interfaces it contains, and indirectly, the Schemas that it imports/interfaces.

**Note** – See clause 11 of ISO 10303-11:2004.

#### 8.4.18.1 Association Ends

**AssociationEnd: interfaces**

**To:** [Interface](#)

Definition: the Interfaces that link the Schema to the Schemas it interfaces and to the InterfacedElements they interface into the Schema.

Properties: composite

Multiplicity: 0..\* unordered

**AssociationEnd: interfacing-schema**

**To: [Schema](#)**

Definition: represents the relationship between the Interface and the Schema in which it appears.

Multiplicity: 1..1

## 8.4.19 Generalization Sets

**Generalization Set: Scope categories**

**complete, disjoint**

Every Scope is one of Schema, NamedType or LocalScope.

## 8.5 Remarks

This section of the Core model introduces the Remark constructs that serve to document Schemas and NamedElements. Figure 8.4 depicts the Remark concept and its properties.

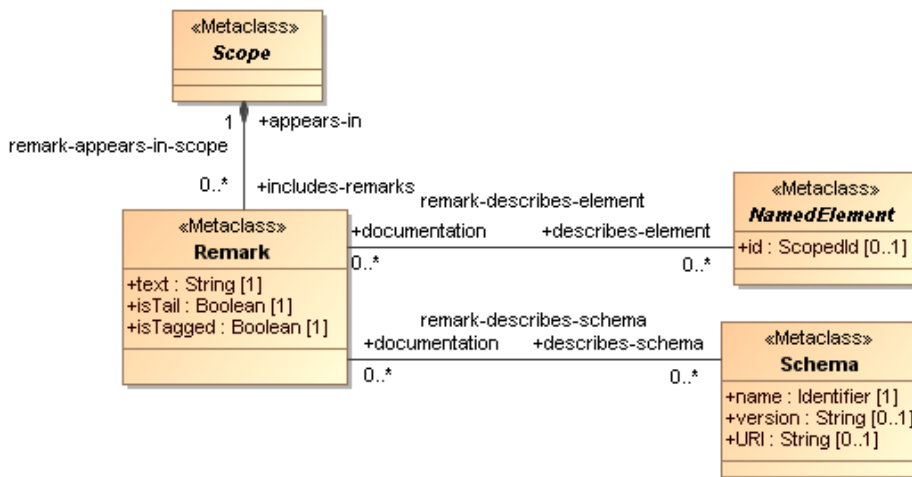


Figure 8.4 - Remarks

### 8.5.1 Class: Remark

Definition: A comment or other documentation element that provides additional information about a model element.

#### 8.5.1.1 Supertypes

none



### 8.5.1.2 Attributes

#### Attribute: **isTagged**

To: [\(UML\) Boolean](#)

Definition: Is TRUE if the Remark is “tagged” to refer to one or more NamedElements, and FALSE if the remark is not explicitly tagged.

If `.isTagged` is TRUE, the Remark should have the `.describes-element` or `.describes-schema` property.

**Note** – See 7.1.6.3 of ISO 10303-11:2004.

Multiplicity: 1..1

#### Attribute: **isTail**

To: [\(UML\) Boolean](#)

Definition: is True if the Remark is lexically a `tail_remark`; and False if the Remark is lexically an `embedded_remark`. This distinction describes only the representation and placement of the remark in the EXPRESS syntax.

**Note** – See 7.1.6 of ISO 10303-11:2004.

Multiplicity: 1..1

#### Attribute: **text**

To: [ExpressText](#)

Definition: Represents the actual text of the remark.

**Note** – Part 11 requires that the character set of the remark be the EXPRESS character set, but in practice a larger subset of ISO 10646-1 Basic Multilingual Plane is often used.

**Note** – See 7.1.6 of ISO 10303-11:2004.

Multiplicity: 1..1

### 8.5.1.3 Associations

#### AssociationEnd: **appears-in**

To: [Scope](#)

via: [remark-appears-in-scope](#)

Definition: represents the relationship of a Remark to the Schema that lexically contains it.

Multiplicity: 1..1

#### AssociationEnd: **describes-element**

To: [NamedElement](#)

via: [remark-describes-element](#)

Definition: represents the relationship between a Remark and the NamedElement(s) it describes. While a tagged remark is formally associated with one or more NamedElement(s), a processor may also ascribe a given un-tagged Remark to a given NamedElement, based on its lexical position.

**Note** – See 7.1.6.3 of ISO 10303-11:2004.

Multiplicity: 0..\* unordered

**AssociationEnd: describes-schema**

To: [Schema](#)

via: [remark-describes-schema](#)

Definition: represents the relationship between a Remark that describes a Schema and the Schema it describes. The Remark may be Tagged to refer to the Schema, or it may be ascribed to the Schema if it lacks any other association. In particular, a Remark may appear in one Schema and refer to an interfaced Schema or to elements interfaced from it.

**Note** – See 7.1.6.3 of ISO 10303-11:2004. Technically the Schema is a named element of the EXPRESS language, but it has no defined Scope.

Multiplicity: 0..\* unordered

#### 8.5.1.4 Other Roles

none

### 8.5.2 Association: remark-appears-in-scope

Definition: represents the relationship of a Remark to the Schema that lexically contains it.

#### 8.5.2.1 Association Ends

**AssociationEnd: appears-in**

To: [Scope](#)

Definition: the Schema that lexically contains the Remark.

**Note** – This may be the only cue as to the subject of the Remark. The first edition of EXPRESS did not specify a means for binding Remarks to model elements.

Multiplicity: 1..1

**AssociationEnd: includes-remarks**

To: [Remark](#)

Definition: represents the relationship between a Schema and the Remarks that appear in it.

**Note** – See 7.1.6 of ISO 10303-11:2004.

Multiplicity: 0..\*, composite

### 8.5.3 Association: remark-describes-element

Definition: represents the relationship between a Remark and the NamedElement(s) it describes. While a tagged remark is formally associated with one or more NamedElements, a processor may also ascribe a given un-tagged Remark to a given NamedElement, based on its lexical position.

**Note** – See 7.1.6.3 of ISO 10303-11:2004.

#### 8.5.3.1 Association Ends

**AssociationEnd: describes-element**

To: [NamedElement](#)

Definition: the NamedElement(s) described by the Remark.

**Note** – See 7.1.6.3 of ISO 10303-11:2004.

Multiplicity: 0..\* unordered

**AssociationEnd: documentation**

**To: [Remark](#)**

Definition: represents the relationship between a NamedElement and the Remarks, if any, that constitute its in-schema documentation. If the Scope (.appears-in) of the Remark is, or is contained in, a different Schema from the declaration of the NamedElement, the Remark only applies to the NamedElement as-interfaced.

**Note** – See 7.1.6.3 of ISO 10303-11:2004.

Multiplicity: 0..\* unordered

## 8.5.4 Association: remark-describes-schema

Definition: represents the relationship between a Schema and the Remarks, if any, that constitute its in-schema documentation. If the Scope (.appears-in) of the Remark is a different Schema, the Remark only applies to the Schema as-interfaced.

**Note** – See 7.1.6.3 of ISO 10303-11:2004. Technically the Schema is a named element of the EXPRESS language, but it has no defined Scope.

### 8.5.4.1 Association Ends

**AssociationEnd: describes-schema**

**To: [Schema](#)**

Definition: represents the relationship between a Remark that describes a Schema and the Schema it describes. The Remark may be Tagged to refer to the Schema, or it may be ascribed to the Schema if it lacks any other association. In particular, a Remark may appear in one Schema and refer to an interfaced Schema or to elements interfaced from it.

**Note** – See 7.1.6.3 of ISO 10303-11:2004. Technically the Schema is a named element of the EXPRESS language, but it has no defined Scope.

Multiplicity: 0..\* unordered

**AssociationEnd: documentation**

**To: [Remark](#)**

Definition: represents the relationship between a Schema and the Remarks, if any, that constitute its in-schema documentation. If the Scope (.appears-in) of the Remark is a different Schema, the Remark only applies to the Schema as-interfaced.

**Note** – See 7.1.6.3 of ISO 10303-11:2004. Technically the Schema is a named element of the EXPRESS language, but it has no defined Scope.

Multiplicity: 0..\* unordered

## 8.6 Overview of Types

This section of the Core model introduces the data type modeling concepts of the EXPRESS language, including the built-in types.

As is shown in Figure 8.5, the EXPRESS data type model consists of several dichotomies. Each of the high-level abstract types represents a group of EXPRESS data types that can play a given role in the metamodel.

DataType is the general class of types of results of Expressions. This includes all VariableTypes, together with “partial complex entity data types” (PartialEntityTypes), which can only occur as the result of an (intermediate) Expression.

VariableType is the general class of types that Variables can be declared to have. This includes all InstantiableTypes and ActualTypes, which are formal types that resolve to InstantiableTypes at the time the Variable is created.

ParameterType is the most general class of types that a model element, and in particular, Attributes and Parameters, can be declared to have. This includes all VariableTypes and GeneralizedTypes, which represent generalized requirements on the type of the element that must be specialized in actual uses.

Instantiable Types represent all the data type notions that characterize objects and properties in EXPRESS. Instantiable Types also represent all the data types that have Instances, except for PartialEntityTypes. They are subdivided into EntityTypes, which largely represent non-data objects, and ConcreteTypes, which represent data elements. They are also subdivided into NamedTypes, which are defined by declarations in the Schema, and AnonymousTypes, which are defined in the EXPRESS language and have specific syntactic designations instead of “identifiers.”

Any given object representing an EXPRESS data type is an instance of exactly one of InstantiableType, ActualType, GeneralizedType, and PartialEntityType, and in fact, it is an instance of exactly one specific instantiable subclass.

All of these concepts are defined below.

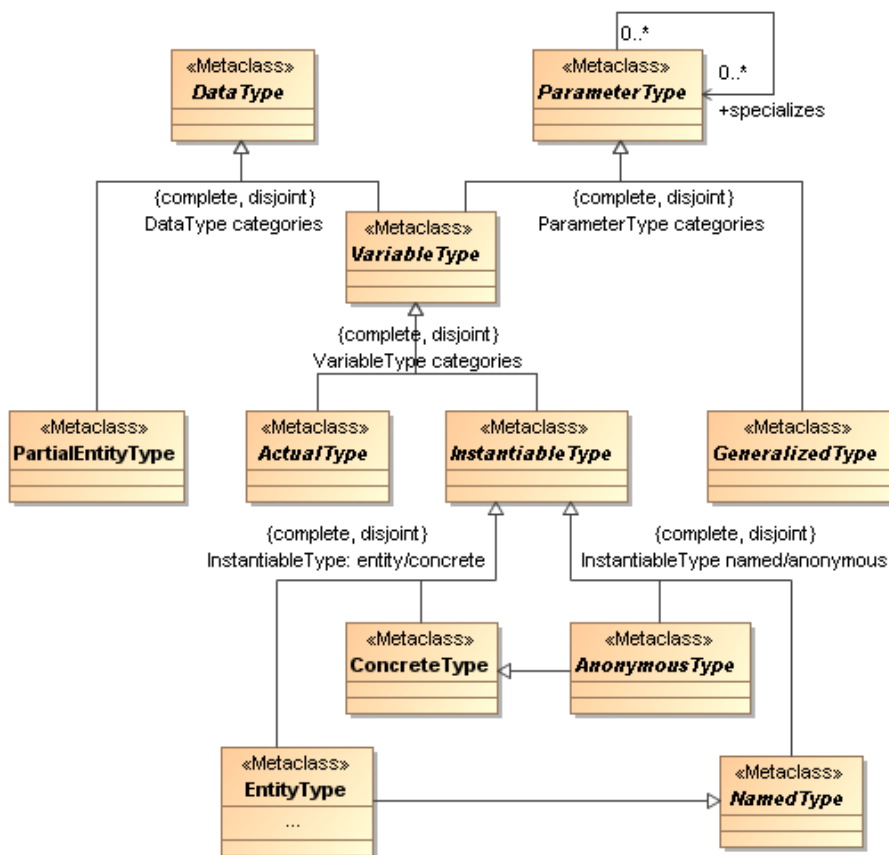


Figure 8.5 - Overview of EXPRESS Type concepts

Figure 8.5 also shows, using “implicit” subclass relationships for EntityTypes and AnonymousTypes, that there are two dichotomies for InstantiableTypes. Every InstantiableType is either an EntityType or a ConcreteType, and every InstantiableType is either a NamedType or an AnonymousType.

Figure 8.6 shows the model of Instantiable Types in detail. SimpleTypes, (Concrete)AggregationTypes and EntityTypes are defined in separate sections. The other classes and associations are defined below.

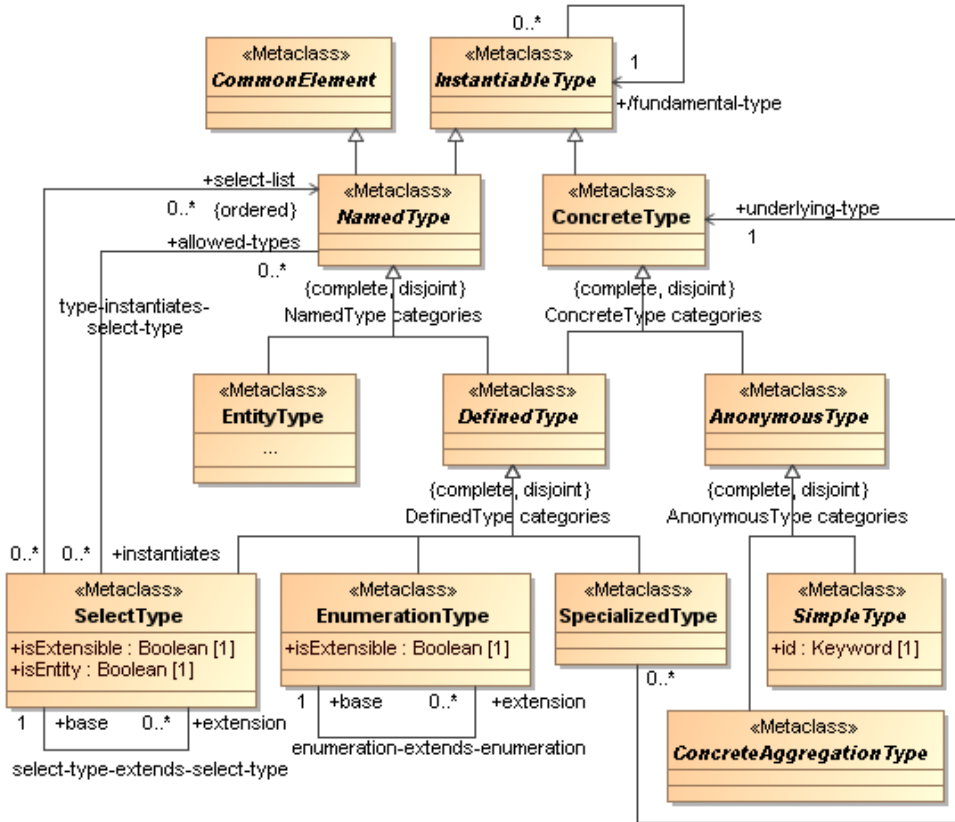


Figure 8.6 - NamedTypes and Instantiable Types

### 8.6.1 Class: ActualType

Definition: specification of an instantiable data type by reference to (a component of) the data type of the actual parameter that corresponds to a formal parameter of the Algorithm.

Each subtype of ActualType refers to a ParametricElement that is defined among the formal Parameters of the Algorithm. The ParametricElement denotes the corresponding component of the data type of the corresponding actual parameter in any given invocation. The ParametricElement is named by an EXPRESS type\_label, and the ActualType refers to that ParametricElement via the type\_label.

**Note** – See 9.5.3.4 of ISO 10303-11:2004.

Properties: abstract

The details of ActualTypes are specified in the Algorithms Package (Clause 10.4).

#### 8.6.1.1 Supertypes

[Variable](#)

### 8.6.1.2 Attributes

none

### 8.6.1.3 Associations

**AssociationEnd: scope**

**To: [Algorithms::Algorithm](#)**

Via: [Algorithms::scope-of-actual-type](#)

Definition: The Algorithm in which the ActualType is specified.

The ActualType must be the data type of a Variable or Attribute whose scope is contained in the Algorithm, and the ParametricElement that defines the `type_label` to which the ActualType refers must be defined among the formal parameters of the Algorithm.

An ActualType does not have a namespace; it defines no identifiers. The `:scope` of the ActualType represents the ownership of the ActualType and the lifetime of the ActualType.

Multiplicity: 1..1

### 8.6.1.4 Other Roles

**From: [Algorithms::ActualAggregationType](#) as member-type**

## 8.6.2 Class: AnonymousType

Definition: represents any InstantiableType that is not a NamedType.

Properties: abstract

### 8.6.2.1 Supertypes

[InstantiableType](#), [ConcreteType](#)

### 8.6.2.2 Attributes

none

### 8.6.2.3 Associations

none

### 8.6.2.4 Other Roles

**From: [AnonymousType](#) as specializes**

## 8.6.3 Class: ConcreteType

Definition: represents any InstantiableType that is not an EntityType.

**Note** – See 9.1 of ISO 10303-11:2004.

Properties: abstract

### 8.6.3.1 Supertypes

[InstantiableType](#)

### 8.6.3.2 Attributes

none

### 8.6.3.3 Associations

none

### 8.6.3.4 Other Roles

From: [SpecializedType](#) as underlying-type

## 8.6.4 Class: DataType

Definition: an ExpressionType that represents all the data type notions that can be declared for objects and properties in EXPRESS. Syntactically called parameter\_type, it includes InstantiableTypes and GeneralizedTypes (which represent conformance rules for InstantiableTypes). It excludes PartialEntityTypes, which are only classifiers for intermediate results.

**Note** – See clause 8 of ISO 10303-11:2004.

Properties: abstract

### 8.6.4.1 Supertypes

none

### 8.6.4.2 Attributes

none

### 8.6.4.3 Associations

**AssociationEnd:** instances

**To:** [Instance](#)

Definition: the modeled Instances of the DataType, if any. In general, Instances of a DataType are not modeled unless they appear directly in a Schema.

**Note** – For most DataTypes, navigating the association in this direction is not a required feature of the model.

Multiplicity: 0..\* unordered.

### 8.6.4.4 Other Roles

From: [Expression](#) as data-type

## 8.6.5 Class: DefinedType

Definition: a NamedType representing an EXPRESS defined data type, a type declared by a type\_declaration.

**Note** – See 8.3.2 and 9.1 of ISO 10303-11:2004.

Properties: abstract

### 8.6.5.1 Supertypes

[ConcreteType](#), [NamedType](#)

### 8.6.5.2 Attributes

none

### 8.6.5.3 Associations

none

### 8.6.5.4 Other Roles

none

## 8.6.6 Class: EnumerationType

Definition: a DefinedType representing an EXPRESS defined data type whose `underlying_type` is an ENUMERATION data type - a data type that has as its domain a set of named values.

**Note** – See 8.4.1 of ISO 10303-11:2004.

### 8.6.6.1 Supertypes

[DefinedType](#)

### 8.6.6.2 Attributes

**Attribute:** `isExtensible`

**To:** [\(UML\) Boolean](#)

Definition: True if the EnumerationType can have additional values in a schema that interfaces it; False if not.

In the context schema for a population, the final set of possible values is known. But the set given in the defining schema may be incomplete and be extended by other EnumerationTypes for which this is the base.

**Note** – See 8.4.1 of ISO 10303-11:2004.

Multiplicity: 1..1

### 8.6.6.3 Associations

**AssociationEnd:** `base`

**To:** [EnumerationType](#)

via: [enumeration-extends-enumeration](#)

Definition: represents the relationship of an extended EnumerationType to the EnumerationType it is BASED ON. The domain of the extended type includes all of the values of the base type and all the values defined in the extension.

**Note** – See 8.4.1 of ISO 10303-11:2004.

Multiplicity: 1..1



**AssociationEnd: declared-items**

**To: [Enumerations::EnumerationItem](#)**

via: [Enumerations:enumeration-declares-items](#)

Subsets: [Scope.named-elements](#)

Definition: represents the relationship of an EnumerationType to the EnumerationItems that are declared in its type\_declaration. For extended enumeration types, this is distinct from the .values relationship, which captures all of the valid values of the type.

**Note** – See 8.4.1 of ISO 10303-11:2004.

Multiplicity: 0..\* unordered

Properties: composite

**AssociationEnd: extension**

**To: [EnumerationType](#)**

via: [enumeration-extends-enumeration](#)

Definition: represents the relationship of an EXTENSIBLE EnumerationType to the EnumerationTypes that are BASED ON it. Each extension type may add additional values to the domain, and these are considered to be values of the base type for all uses within the schema containing the extension.

**Note** – See 8.4.1 of ISO 10303-11:2004.

Multiplicity: 0..\* unordered

**AssociationEnd: values**

**To: [Enumerations::EnumerationItem](#)**

via: [Enumerations::value-of-EnumerationType](#)

Definition: represents the relationship between an EnumerationType and the EnumerationItems that are valid values of the type. An EnumerationItem is a value of every EnumerationType that is related by extension to the type that declares it. This relationship can be derived recursively as the union of the values of the .declared-items attribute for the EnumerationType, for each EnumerationType in the sequence of .base relationships from the EnumerationType, and from all the extensions of the EnumerationType.

**Note** – See clause 8.4.1 of ISO 10303-11:2004.

Multiplicity: 0..\* unordered

Properties: derived

**Note** – The derivation of the entire list of values is a recursive operation, described in the Definition above.

#### 8.6.6.4 Other Roles

none

#### 8.6.7 Class: InstantiableType

Definition: an abstract classifier, encompassing all the data type notions that characterize objects and properties in EXPRESS. InstantiableType is a proper subtype of DataType, which includes all the data types that have Instances.

**Note** – See 8.6.1 of ISO 10303-11:2004.

Properties: abstract

### 8.6.7.1 Supertypes

[VariableType](#)

### 8.6.7.2 Attributes

none

### 8.6.7.3 Associations

**AssociationEnd:** fundamental-type

**To:** [InstantiableType](#)

Definition: represents the relationship between the InstantiableType and the data type used to represent its values. The fundamental-type of a SpecializedType is the fundamental-type of its underlying-type; the fundamental-type of any other InstantiableType is the InstantiableType itself.

**Note** – ISO 10303-11 is not clear about the fundamental-type of a SelectType. The values of a SelectType are necessarily also values of one of the types in the select-list, and each value is represented according to the fundamental-type of its narrowest data type.

**Note** – See 13.3.2 of ISO 10303-11:2004.

Multiplicity: 1..1

Properties: derived

The derivation is a recursive operation as stated in the Definition above:

```
if self is a SpecializedType then
    self->fundamental-type = self->underlying-type->fundamental-type
else
    self->fundamental-type = self
```

### 8.6.7.4 Other Roles

**From:** [InstantiableType](#) as fundamental-type

**From:** [InstantiableAggregationType](#) as member-type

**From:** [Instances::Constant](#) as data-type

## 8.6.8 Class: NamedType

Definition: a CommonElement that defines a new InstantiableType.

**Note** – See 8.3 of ISO 10303-11:2004.

Properties: abstract

### 8.6.8.1 Supertypes

[CommonElement](#) , [Scope](#), [InstantiableType](#)

### 8.6.8.2 Attributes

none

### 8.6.8.3 Associations

**AssociationEnd:** domain-rules

**To:** [DomainRule](#)

via: [NamedType-has-DomainRule](#)

Subsets: [Scope.named-elements](#)

Definition: a refinement of InstantiableType:constraints, represents the association of DomainRules that restrict the domain of valid values of the NamedType.

**Note** – See 9.1 of ISO 10303-11:2004.

Multiplicity: 0..\* unordered

Properties: composite

**AssociationEnd:** instantiates

**To:** [SelectType](#)

via: [type-instantiates-select-type](#)

Definition: represents the relationship between the NamedType and a SelectType whose domain includes it.

**Note** – See 8.4.2 of ISO 10303-11:2004.

Multiplicity: 0..\* unordered

### 8.6.8.4 Other Roles

**From:** [SelectType](#) as select-list

**From:** [Instances::TypeName](#) as refers-to

**From:** [Expressions::ExtentRef](#) as refers-to

### 8.6.8.5 Rules

#### Constraint (OCL)

```
exists(self->id);
```

Every NamedType shall have an identifier

### 8.6.9 Class: ParameterType

Definition: An abstract classification of Types that includes the InstantiableTypes, ActualTypes and GeneralizedTypes. That is, a ParameterType is any Type that is admissible as the declared type of a Parameter or an (abstract) ExplicitAttribute.

**Note** – See ISO 10303-11:2004 clause 8.6.2

**Note** – The lexical `parameter_type` in EXPRESS may represent an ActualType rather than a ParameterType, and it may include labeled GenericComponents that are used in ActualTypes and ActualTypeConstraints. All of these concepts are described in the Algorithms Package.

Properties: abstract

### 8.6.9.1 Supertypes

none

### 8.6.9.2 Attributes

none

### 8.6.9.3 Associations

**AssociationEnd: constraints**

**To: [DomainConstraint](#)**

via: [type-has-constraints](#)

Definition: represents the association of DomainConstraints that restrict the value domain of the ParameterType

**Note** – See 8.1.6, 8.1.7, 8.2, and 9.1 of ISO 10303-11:2004.

Multiplicity: 0..\*, composite

**AssociationEnd: role**

**To: [Attribute](#)**

via: [attribute-has-data-type](#)

Definition: represents the relationship between the ParameterType and the roles (attributes of entities) that its admissible values may play.

**Note** – See 9.2.1 of ISO 10303-11:2004.

Multiplicity: 0..\* unordered

**AssociationEnd: specializes**

**To: [ParameterType](#)**

Definition: represents the relationship of a ParameterType to a ParameterType of which it is a “specialization,” as specified in Part 11 clause 9.2.7. Unlike the “specialization” for defined data types (**.underlying-type**), these relationships are true subtypes: the domain of the “specialization” is a subset of the domain of the **.specializes** ParameterType and has the same interpretation.

Multiplicity: 0..\* unordered

### 8.6.9.4 Other Roles

**From: [AGGREGATETYPE](#) as member-type**

**From: [Redeclaration](#) as restricted-type**

**From: [Algorithms::Parameter](#) as formal-parameter-type**

**From: ParameterType as specializes**

### 8.6.10 Class: SelectType

Definition: a DefinedType representing an EXPRESS defined data type whose `underlying_type` is a SELECT data type: a data type that has as its domain the union of the domains of a specified set of named data types.

**Note** – See 8.4.2 of ISO 10303-11:2004.

### 8.6.10.1 Supertypes

#### [DefinedType](#)

### 8.6.10.2 Attributes

#### **Attribute: isEntity**

**To:** [\(UML\) Boolean](#)

Definition: represents a constraint on the extensions of an Extensible SelectType: True if every NamedType in the extension must be an EntityType; otherwise False.

Multiplicity: 1..1

#### **Attribute: isExtensible**

**To:** [\(UML\) Boolean](#)

Definition: True if the SelectType is EXTENSIBLE, i.e., if it can have additional NamedTypes in the select-list when it is interfaced into another Schema; False otherwise.

**Note** – See 8.4.2 of ISO 10303-11:2004.

Multiplicity: 1..1

### 8.6.10.3 Associations

#### **AssociationEnd: allowed-types**

**To:** [NamedType](#)

via: [type-instantiates-select-type](#)

Definition: represents the relationship of the SelectType to a NamedType whose values are included in the domain of the SelectType. All values in the domain of the NamedType are valid values of the SelectType.

**Note** – See 8.4.2 of ISO 10303-11:2004.

Multiplicity: 0..\* unordered

#### **AssociationEnd: base**

**To:** [SelectType](#)

via: [select-type-extends-select-type](#)

Definition: represents the relationship of an extended select type to the (extensible) select type it is BASED ON.

**Note** – See 8.4.2 of ISO 10303-11:2004.

Multiplicity: 1..1

#### **AssociationEnd: extension**

**To:** [SelectType](#)

via: [select-type-extends-select-type](#)

Definition: represents the relationship of an EXTENSIBLE select type to a select type BASED ON it.

**Note** – See 8.4.2 of ISO 10303-11:2004.

Multiplicity: 0..\* unordered

**AssociationEnd: select-list**

**To: [NamedType](#)**

Definition: represents the appearance of the NamedType in the select list in the declaration of the SelectType. For extended and extensible SelectTypes, the NamedType should appear in exactly one of the select-lists in any set of SelectTypes related by extension. This is distinct from .allowed-types, which represents all of the NamedTypes that can validly instantiate the SelectType, including any related by extension. The select-list is said to be “ordered,” to convey the syntactic ordering. The ordering has no semantic significance.

**Note** – See 8.4.2 of ISO 10303-11:2004.

Multiplicity: 0..\* ordered

#### 8.6.10.4 Other Roles

**From: [Instances::TypedInstance](#) as satisfies-type**

### 8.6.11 Class: SpecializedType

Definition: a DefinedType representing an EXPRESS defined data type whose `underlying_type` is neither an explicit ENUMERATION data type nor an explicit SELECT data type. According to ISO 10303-11 clause 9.1, a SpecializedType represents an abstract data type whose values are represented by values of the `underlying_type`; but in practice, a SpecializedType may also simply name an `underlying_type` that is an AnonymousType, or name an `underlying_type` whose domain is a subset of the domain of another DefinedType.

**Note** – See 9.1 of ISO 10303-11:2004.

#### 8.6.11.1 Supertypes

[DefinedType](#)

#### 8.6.11.2 Attributes

none

#### 8.6.11.3 Associations

**AssociationEnd: underlying-type**

**To: [ConcreteType](#)**

Definition: represents the EXPRESS “specialization” relationship between a defined data type and the “underlying type” used to represent it.

**Note** – See 9.1 and 9.7 of ISO 10303-11:2004.

Multiplicity: 1..1

#### 8.6.11.4 Other Roles

**From: [Instances::SpecializedValue](#) as of-type**

### 8.6.12 Class: VariableType

Definition: An abstract class representing the permissible data types of a variable: [InstantiableTypes](#) and [ActualTypes](#).

Properties: abstract

### 8.6.12.1 Supertypes

[ParameterType](#) , [DataType](#)

### 8.6.12.2 Attributes

none

### 8.6.12.3 Associations

none

### 8.6.12.4 Other Roles

From: [Algorithms::Variable](#) as variable-type

From: [Expressions::Coercion](#) as target-type

From: [Algorithms::ActualAGGREGATEType](#) as member-type

## 8.6.13 Association: enumeration-extends-enumeration

Definition: represents the relationship of an EXTENSIBLE EnumerationType to the EnumerationTypes that are BASED ON it.

**Note** – See 8.4.1 of ISO 10303-11:2004.

### 8.6.13.1 Association Ends

**AssociationEnd: base**

**To:** [EnumerationType](#)

Definition: represents the relationship of an extended EnumerationType to the EnumerationType it is BASED ON. The domain of the extended type includes all of the values of the base type and all the values defined in the extension.

**Note** – See 8.4.1 of ISO 10303-11:2004.

Multiplicity: 1..1

**AssociationEnd: extension**

**To:** [EnumerationType](#)

Definition: represents the relationship of an EXTENSIBLE EnumerationType to the EnumerationTypes that are BASED ON it. Each extension type may add additional values to the domain, and these are considered to be values of the base type for all uses within the schema containing the extension.

**Note** – See 8.4.1 of ISO 10303-11:2004.

Multiplicity: 0..\* unordered

## 8.6.14 Association: select-type-extends-select-type

Definition: represents the relationship of an EXTENSIBLE select type to a select type BASED ON it.

**Note** – See 8.4.2 of ISO 10303-11:2004.

### 8.6.14.1 Association Ends

#### AssociationEnd: base

To: [SelectType](#)

Definition: represents the relationship of an extended select type to the (extensible) select type it is BASED ON.

**Note** – See 8.4.2 of ISO 10303-11:2004.

Multiplicity: 1..1

#### AssociationEnd: extension

To: [SelectType](#)

Definition: represents the relationship of an EXTENSIBLE select type to a select type BASED ON it.

**Note** – See 8.4.2 of ISO 10303-11:2004.

Multiplicity: 0..\* unordered

### 8.6.15 Association: type-instantiates-select-type

Definition: represents the appearance of the “generalizes” NamedType in the select list of the “instantiates” SelectType.

**Note** – See 8.4.2 of ISO 10303-11:2004.

#### 8.6.15.1 Association Ends

##### AssociationEnd: allowed-types

To: [NamedType](#)

Definition: represents the relationship of the SelectType to a NamedType whose values are included in the domain of the SelectType. All values in the domain of the NamedType are valid values of the SelectType.

**Note** – See 8.4.2 of ISO 10303-11:2004.

Multiplicity: 0..\* unordered

##### AssociationEnd: instantiates

To: [SelectType](#)

Definition: represents the relationship between the NamedType and a SelectType whose domain includes it.

**Note** – See 8.4.2 of ISO 10303-11:2004.

Multiplicity: 0..\* unordered

### 8.6.16 Generalization Sets

**Generalization Set: AnonymousType categories**      **complete, disjoint**

Every AnonymousType is one of SimpleType or ConcreteAggregationType.

**Generalization Set: ConcreteType categories**      **complete, disjoint**

Every DataType is one of DefinedType or AnonymousType.

**Generalization Set: DataType categories**      **complete, disjoint**

Every DataType is one of VariableType or PartialEntityType.



**Generalization Set: DefinedType categories**                      **complete, disjoint**

Every DefinedType is one of EnumerationType, SelectType or SpecializedType.

**Generalization Set: InstantiableType entity/concrete**                      **complete, disjoint**

Every InstantiableType is one of EntityType or ConcreteType.

**Generalization Set: InstantiableType named/anonymous**                      **complete, disjoint**

Every InstantiableType is one of NamedType or AnonymousType.

**Generalization Set: NamedType categories**                      **complete, disjoint**

Every NamedType is one of EntityType or DefinedType.

**Generalization Set: ParameterType categories**                      **complete, disjoint**

Every DataType is one of VariableType or GeneralizedType.

**Generalization Set: VariableType categories**                      **complete, disjoint**

Every DataType is one of InstantiableType or ActualType.

## 8.7 Type Constraints

InstantiableTypes can have local constraints on the admissible values of their “domain.” The basic concept is shown in Figure 8.7. All NamedTypes can have DomainRules. AnonymousTypes have specialized constraints, which are shown in the sections for those types.

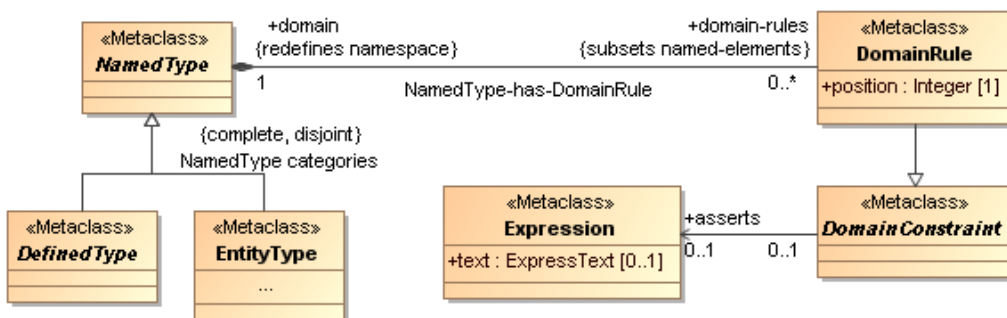


Figure 8.7 - Type Constraints

### 8.7.1 Class: DomainConstraint

**Definition:** represents a constraint on the allowable values of an EXPRESS data type. This concept does not appear explicitly in the EXPRESS language. Some DomainConstraints are explicit DomainRules (WHERE rules); others, such as SizeConstraints and LengthConstraints, are stated in the EXPRESS syntax for the data type. In this model, a DomainConstraint is always formulated as a (boolean) Expression, regardless of the EXPRESS syntax used to specify it.

**Properties:** abstract

### 8.7.1.1 Supertypes

none

### 8.7.1.2 Attributes

none

### 8.7.1.3 Associations

#### AssociationEnd: domain

To: [ParameterType](#)

Definition: a dependency – represents the relationship between the DomainConstraint and the data type whose values it constrains.

Multiplicity: 1..1

Properties: abstract

#### AssociationEnd: asserts

To: [Expression](#)

Definition: represents the relationship between the domain constraint and a Boolean expression that can be evaluated to determine if it holds.

While all DomainConstraints can be represented by Boolean expressions, some DomainConstraints have representations that do not require the Expression to be explicitly modeled. For this reason, `.asserts` has multiplicity 0..1. When the DomainConstraint has a simple representation (such as a fixed size that is an integer), `.asserts` may, but need not, have a value. When the DomainConstraint cannot be simply represented, `.asserts` shall have a value that is a Boolean expression that conveys the constraint.

**Note** – The asserts expression that formulates the DomainConstraint is wholly owned by the DomainConstraint. It is not treated as reusable.

Multiplicity: 0..1

### EXAMPLE

For the EXPRESS text:

```
ENTITY roster;  
  max_team: INTEGER;  
  members: LIST [1:max_team+1] OF entry;  
END_ENTITY;
```

The DomainConstraint representing the maximum size of the `members` list is a SizeConstraint that has no `.bound` value and has a value for `.asserts` that is an Expression of the form:

```
SizeOf(SELF.members) <= SELF.max_team + 1
```

The DomainConstraint representing the minimum size of the `members` list is a SizeConstraint that has `.bound = 1`. It is not required to have any value for `.asserts`. But, if present, the value of `.asserts` should be an Expression of the form:

```
SizeOf(SELF.members) >= 1
```

#### 8.7.1.4 Other Roles

none

### 8.7.2 Class: DomainRule

Definition: represents a DomainConstraint that is stated as an EXPRESS domain rule in a WHERE clause in the type\_declaration or the entity declaration. In a type\_declaration, it is a Boolean expression in terms of SELF that limits the allowable values in the domain of the data type. In an entity\_declaration, it is a Boolean expression that constrains the values of one or more attributes (or other relationships) of the entity data type.

**Note** – See clauses 9.1 and 9.2.2.2 of ISO 10303-11:2004.

Part 11 permits a DomainRule to evaluate to indeterminate (“?”) and requires a rule with that evaluation to be treated as satisfied. The most common case is the evaluation of an expression involving an OPTIONAL attribute. Languages like OCL and OWL require the possibly indeterminate values to be protected by an EXISTS operation.

#### EXAMPLE

For the EXPRESS text:

```
ENTITY time_interval;  
  begin_time: date_time;  
  end_time: OPTIONAL date_time;  
WHERE  
  wr1: begin_time <= end_time;  
END_ENTITY;
```

The EXPRESS domain rule wr1 is represented by a DomainRule with :id="wr1" and :position = 1, and :asserts linked to an Expression of the form:

```
SELF.begin_time <= SELF.end_time
```

The proper translation of the EXPRESS DomainRule wr1, however, may require the rule to be represented as:

```
NOT EXISTS(SELF.end_time) OR (SELF.begin_time <= SELF.end_time)
```

#### 8.7.2.1 Supertypes

[NamedElement](#), [DomainConstraint](#)

#### 8.7.2.2 Attributes

**Attribute: position**

**To:** [\(UML\) Integer](#)

Definition: Represents the position of the Domain Rule in the list of rules following the WHERE keyword in the entity/type declaration.

Multiplicity: 1..1

#### 8.7.2.3 Associations

**AssociationEnd: domain**

**To:** [NamedType](#)

via: [NamedType-has-DomainRule](#)

redefines: [NamedElement.namespace](#), [DomainConstraint.domain](#)

Definition: represents the relationship of the DomainRule to the NamedType that is the domain of values to which it applies.

Multiplicity: 1..1

#### 8.7.2.4 Other Roles

none

### 8.7.3 Association: NamedType-has-DomainRule

Definition: a refinement of [type-has-constraints](#), representing the relationship of a NamedType to a DomainRule that restrict the domain of valid values of the NamedType.

**Note** – See 9.1 of ISO 10303-11:2004.

#### 8.7.3.1 Supertypes

[element-defined-in-scope](#), [type-has-constraints](#)

#### 8.7.3.2 Association Ends

**AssociationEnd: domain**

**To: [NamedType](#)**

Definition: represents the relationship of the DomainRule to the NamedType that is the domain of values to which it applies.

Multiplicity: 1..1

**AssociationEnd: domain-rules**

**To: [DomainRule](#)**

Definition: a refinement of InstantiableType:constraints, represents the association of DomainRules that restrict the domain of valid values of the NamedType.

**Note** – See 9.1 of ISO 10303-11:2004.

Multiplicity: 0..\* unordered

Properties: composite

### 8.7.4 Association: type-has-constraints

Definition: an abstract relationship, represents the association between a ParameterType and a DomainConstraint that restricts the value domain of the ParameterType.

**Note** – See 8.1.6, 8.1.7, 8.2, and 9.1 of ISO 10303-11:2004.

Properties: abstract

**Note** – This is an abstract relationship. Each separate form of this relationship is separately modeled.

#### 8.7.4.1 Association Ends

##### AssociationEnd: constraints

To: [DomainConstraint](#)

Definition: represents the association of DomainConstraints that restrict the value domain of the ParameterType.

**Note** – See 8.1.6, 8.1.7, 8.2, and 9.1 of ISO 10303-11:2004.

Multiplicity: 0..\*, composite

##### AssociationEnd: domain

To: [ParameterType](#)

Definition: a dependency – represents the relationship between the DomainConstraint and the data type whose values it constrains.

Multiplicity: 1..1

Properties: abstract

## 8.8 Simple Types

The EXPRESS language defines “simple types” as those that carry a single conceptual information unit. Each simple type is denoted by a keyword, rather than an identifier. The simple types are BOOLEAN, INTEGER, LOGICAL, NUMBER, all BINARY types, all REAL types, and all STRING types. They are shown in Figure 8.8 and described below.

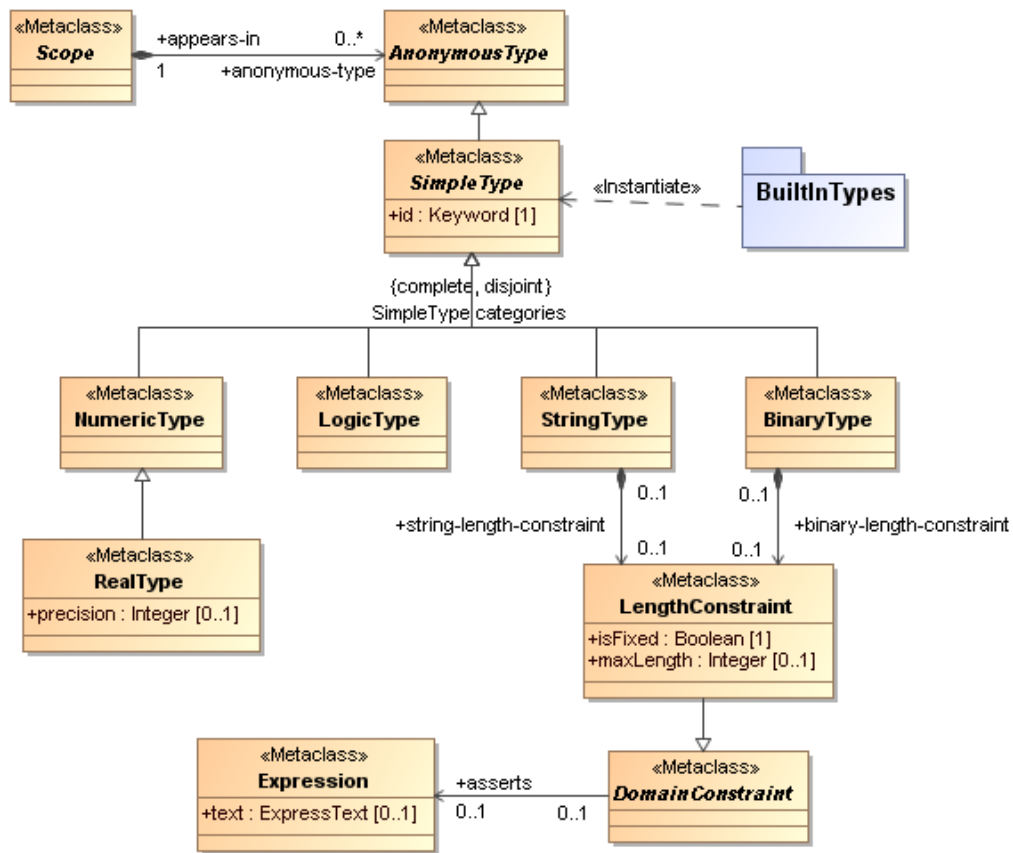


Figure 8.8 - Simple Types

### 8.8.1 Class: BinaryType

Definition: a SimpleType representing all EXPRESS BINARY data types, which are distinguished by different LengthConstraints.

By definition, every EXPRESS BINARY type with a LengthConstraint is different from every other BINARY data type. (They may be compatible with others, but not the same.) The only instance of BINARYType with no LengthConstraint is the EXPRESS data type BINARY.

**Note** – See 8.1.7 of ISO 10303-11:2004.

#### 8.8.1.1 Supertypes

[SimpleType](#)

#### 8.8.1.2 Attributes

none

### 8.8.1.3 Associations

**AssociationEnd:** binary-length-constraint

**To:** [LengthConstraint](#)

Subsets: [ParameterType:constraints](#)

Definition: represents a constraint on the length (in bits) of the values in the domain of the BINARY data type.

**Note** – See 8.1.7 of ISO 10303-11:2004.

Multiplicity: 0..1

### 8.8.1.4 Other Roles

From [Instances:BinaryValue](#) as of-type

## 8.8.2 Class: LengthConstraint

Definition: represents any maximum-length or fixed-length constraint on the length of the values of a STRING or BINARY type. A LengthConstraint is a DomainConstraint, considered to have an equivalent Boolean expression using the built-in Length() function.

**Note** – See 8.1.6 and 8.1.7 of ISO 10303-11:2004.

### 8.8.2.1 Supertypes

[DomainConstraint](#)

### 8.8.2.2 Attributes

**Attribute:** isFixed

**To:** [\(UML\) Boolean](#)

Definition: True if all values of the SimpleType are required to be of the same length; False if the constraint specifies only the maximum length of the values.

**Note** – See 8.1.6 and 8.1.8 of ISO 10303-11:2004.

Multiplicity: 1..1

**Attribute:** maxLength

**To:** [\(UML\) Integer](#)

Definition: represents a constant value specifying the required maximum/fixed length of the STRING or BINARY value. This attribute is present when the constraint expression is a “constant.”

**Note** – See 8.1.6 and 8.1.9 of ISO 10303-11:2004.

Multiplicity: 0..1

### 8.8.2.3 Associations

none

#### 8.8.2.4 Other Roles

From: [StringType](#) as string-length-constraint

From: [BinaryType](#) as binary-length-constraint

#### 8.8.2.5 Rules

##### Constraint ()

Every LengthConstraint is either a string-length-constraint or a binary-length-constraint for exactly one SimpleType.

##### Constraint ()

A LengthConstraint is unique to the STRINGType or BINARYType it constrains.

### 8.8.3 Class: LogicType

Definition: a SimpleType representing the EXPRESS data types BOOLEAN and LOGICAL, which are the only instances of LOGICALType.

**Note** – See 8.1.4 of ISO 10303-11:2004.

#### 8.8.3.1 Supertypes

[SimpleType](#)

#### 8.8.3.2 Attributes

none

#### 8.8.3.3 Associations

none

#### 8.8.3.4 Other Roles

From [Instances:LogicalValue](#) as of-type

### 8.8.4 Class: NumericType

Definition: a SimpleType representing the EXPRESS data types NUMBER, INTEGER, and all REAL data types. NUMBER and INTEGER are instances of NUMBERType.

**Note** – See 8.1.1 of ISO 10303-11:2004.

#### 8.8.4.1 Supertypes

[SimpleType](#)

#### 8.8.4.2 Attributes

none



### 8.8.4.3 Associations

none

### 8.8.4.4 Other Roles

From [Instances:NumberValue](#) as of-type

## 8.8.5 Class: RealType

Definition: represents all EXPRESS REAL data types, which are distinguished from one another by different values of “precision.” Type REAL (with no “precision” value) is one instance of RealType.

**Note** – See 8.1.2 of ISO 10303-11:2004.

### 8.8.5.1 Supertypes

[NumericType](#)

### 8.8.5.2 Attributes

**Attribute:** precision

**To:** [\(UML\) Integer](#)

Definition: represents the number of significant figures in the values of the RealType, as specified in its syntactic designation. Although the value of “precision” is specified in EXPRESS to be an expression, it is assumed in this model that the value will in practice be a “constant.” The only RealType for which “precision” is not present is the EXPRESS type REAL (with no precision specification).

**Note** – See 8.1.3 of ISO 10303-11:2004.

Multiplicity: 0..1

### 8.8.5.3 Associations

none

### 8.8.5.4 Other Roles

none

## 8.8.6 Class: SimpleType

Definition: an AnonymousType representing those EXPRESS data types defined in the language as “simple types”: BINARY types, BOOLEAN, INTEGER, LOGICAL, NUMBER, REAL types, and STRING types.

**Note** – See 8.1 of ISO 10303-11:2004.

Properties: abstract

### 8.8.6.1 Supertypes

[AnonymousType](#)

### 8.8.6.2 Attributes

**Attribute:** id

**To:** [Keyword](#)

Definition: represents the EXPRESS keyword denoting the SimpleType, one of: BINARY, BOOLEAN, INTEGER, LOGICAL, NUMBER, REAL, STRING.

**Note** – See 8.1 of ISO 10303-11:2004.

Multiplicity: 1..1

### 8.8.6.3 Associations

none

### 8.8.6.4 Other Roles

none

## 8.8.7 Class: StringType

Definition: a SimpleType representing all EXPRESS STRING data types, which are distinguished by different LengthConstraints. By definition, every EXPRESS STRING type with a LengthConstraint is different from every other STRING data type. (They may be compatible with others, but not the same.) The only instance of STRINGType with no LengthConstraint is the EXPRESS data type STRING.

**Note** – See 8.1.6 of ISO 10303-11:2004.

### 8.8.7.1 Supertypes

[SimpleType](#)

### 8.8.7.2 Attributes

none

### 8.8.7.3 Associations

**AssociationEnd:** string-length-constraint

**To:** [LengthConstraint](#)

Definition: represents a constraint on the length (in characters) of the values in the domain of the STRING data type.

Subsets: [ParameterType:constraints](#)

**Note** – See 8.1.6 of ISO 10303-11:2004.

Multiplicity: 0..1

### 8.8.7.4 Other Roles

From [Instances:StringValue](#) as of-type

## 8.8.8 Generalization Sets

**Generalization Set: SimpleType categories**                      **complete, disjoint**

Every SimpleType is one of LogicType, NumericType StringType, or BinaryType.

## 8.9 Aggregation Types

EXPRESS “aggregation types” are types whose instances are collections of instances of a “member type.” There are four kinds of aggregation types, which represent different structures for the collections: ARRAY, BAG, LIST, SET. Figure 8.9 shows the overview of Aggregation types. The model elements are defined below.

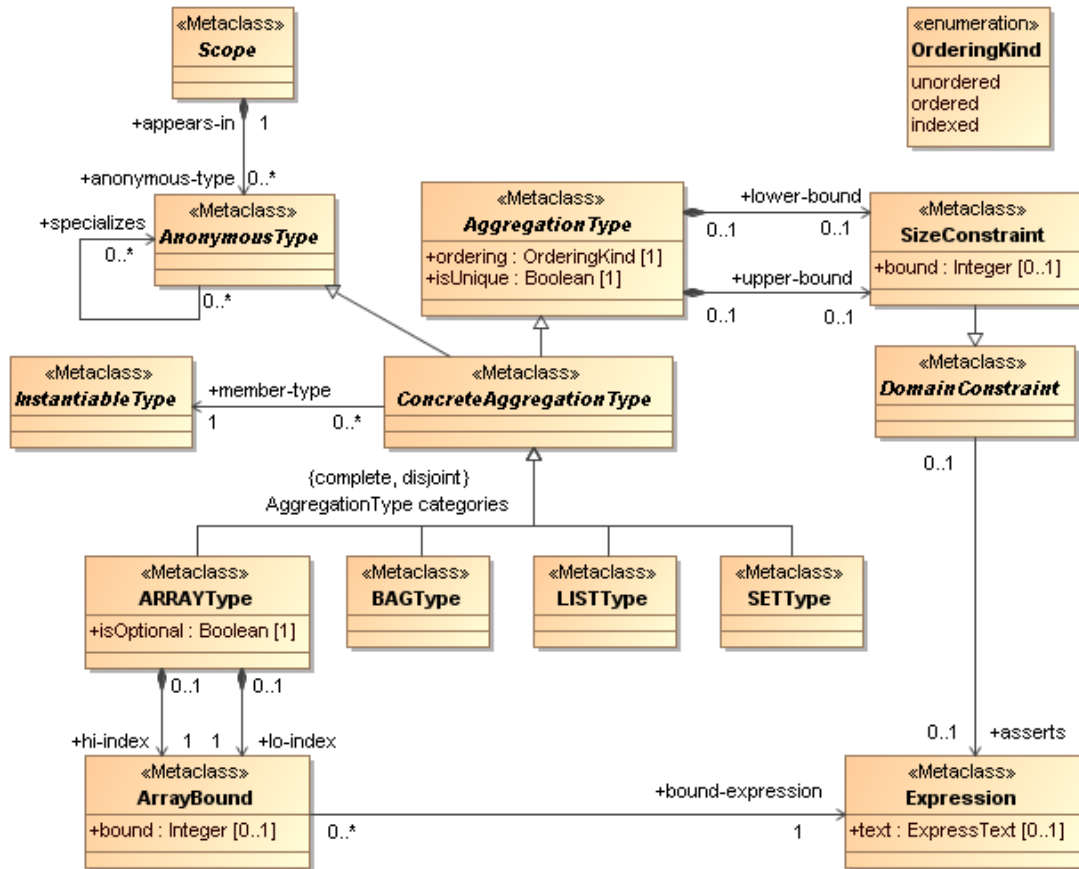


Figure 8.9 - Aggregation Types

### 8.9.1 Class: AggregationType

Definition: an AnonymousType representing an EXPRESS “aggregation type,” whose instances are collections of instances of a “member type”: ARRAY, BAG, LIST, SET.

**Note** – See 8.2 of ISO 10303-11:2004.

Properties: abstract

### 8.9.1.1 Supertypes

none

### 8.9.1.2 Attributes

**Attribute: isUnique**

**To: [\(UML\) Boolean](#)**

Definition: True if the members of a given instance of the type are required to be distinct; else False. isUnique is always True for a SET type, always False for a BAG type, and True for LIST and ARRAY types if and only if the UNIQUE keyword is present in the type designation.

**Note** – See 8.2 of ISO 10303-11:2004.

Multiplicity: 1..1

**Attribute: ordering**

**To: [OrderingKind](#)**

Definition: Specifies the structure of the AggregationType: indexed (ARRAY), ordered (LIST), unordered (BAG, SET).

Multiplicity: 1..1

### 8.9.1.3 Associations

**AssociationEnd: lower-bound**

**To: [SizeConstraint](#)**

Subsets: [ParameterType:constraints](#)

Definition: represents the appearance of a lower-bound constraint in syntactic designation for the aggregation type. Refines InstantiableType:constraints. For this purpose the appearance of an explicit zero (“0”) value may be considered to represent no lower-bound constraint; and the lower-bound relationship need not appear. (The appearance of a lower-bound expression that may evaluate to zero shall always be represented by a lower-bound relationship.)

**Note** – See 8.2.2, 8.2.3, and 8.2.4 of ISO 10303-11:2004.

Multiplicity: 0..1

**AssociationEnd: upper-bound**

**To: [SizeConstraint](#)**

Subsets: [ParameterType:constraints](#)

Definition: represents the appearance of an upper-bound constraint in the syntactic designation for the aggregation type. Refines InstantiableType:constraints. For this purpose the appearance of an explicit indeterminate value (“?”) is considered to represent no upper-bound constraint, and shall not be represented by an upper-bound relationship. (The appearance of an upper-bound expression that may evaluate to “?” shall be represented by an upper-bound relationship.)

**Note** – See 8.2.2, 8.2.3, and 8.2.4 of ISO 10303-11:2004.

Multiplicity: 0..1

#### 8.9.1.4 Other Roles

none

### 8.9.2 Class: ArrayBound

Definition: represents a bound on the index domain of an ARRAY data type.

**Note** – See 8.2.1 of ISO 10303-11:2004.

#### 8.9.2.1 Supertypes

none

#### 8.9.2.2 Attributes

**Attribute:** bound

**To:** [\(UML\) Integer](#)

Definition: the integer value of the bound, when it can be determined “by inspection” of the bound expression.

**Note** – See 8.2.1 of ISO 10303-11:2004.

Multiplicity: 0..1

#### 8.9.2.3 Associations

**AssociationEnd:** bound-expression

**To:** [Expression](#)

Definition: the Expression that defines the ArrayBound.

**Note** – See 8.2.1 of ISO 10303-11:2004.

Multiplicity: 1..1

#### 8.9.2.4 Other Roles

From: [ARRAYType](#) as hi-index

From: [ARRAYType](#) as lo-index

From: [GeneralARRAYType](#) as lo-index

From: [GeneralARRAYType](#) as hi-index

From: [Algorithms::ActualARRAYType](#) as lo-index

From: [Algorithms::ActualARRAYType](#) as hi-index

#### 8.9.2.5 Rules

##### Constraint ()

Every ArrayBound is either a hi-index or lo-index for exactly one ARRAYType, ActualARRAYType, or GeneralARRAYType.

##### Constraint ()

An ArrayBound is unique to the ARRAYType (or GeneralARRAYType) and the role (hi-index/lo-index) it plays with respect to that type.

### 8.9.3 Class: ARRAYType

Definition: an AggregationType representing all EXPRESS ARRAY data types.

#### 8.9.3.1 Supertypes

[InstantiableAggregationType](#)

#### 8.9.3.2 Attributes

**Attribute: isOptional**

**To: [\(UML\) Boolean](#)**

Definition: True if the member type is declared to be OPTIONAL in the syntactic designation for the ARRAYType; False otherwise. When isOptional is True, any instance of the ARRAYType is permitted to have members whose value is unspecified ("?").

**Note** – See 8.2.1 of ISO 10303-11:2004.

Multiplicity: 1..1

#### 8.9.3.3 Associations

**AssociationEnd: hi-index**

**To: [ArrayBound](#)**

Definition: represents the relationship between the ARRAYType and the upper bound on the Integer index-range of each value of the ARRAYType.

**Note** – See 8.2.1 and 15.11 of ISO 10303-11:2004.

Multiplicity: 1..1

**AssociationEnd: lo-index**

**To: [ArrayBound](#)**

Definition: represents the relationship between the ARRAYType and the lower bound on the Integer index-range of each value of the ARRAYType.

**Note** – See 8.2.1 and 15.17 of ISO 10303-11:2004.

Multiplicity: 1..1

#### 8.9.3.4 Other Roles

**From: [instances::ARRAYValue](#) as of-type**

#### 8.9.3.5 Rules

**Constraint (OCL)**

```
self->ordering = Indexed
```

### 8.9.4 Class: BAGType

Definition: an AggregationType representing all EXPRESS BAG data types.

**Note** – See 8.2.3 of ISO 10303-11:2004.

#### 8.9.4.1 Supertypes

[InstantiableAggregationType](#)

#### 8.9.4.2 Attributes

none

#### 8.9.4.3 Associations

none

#### 8.9.4.4 Other Roles

From: [Instances::BAGValue](#) as of-type

#### 8.9.4.5 Rules

##### Constraint (OCL)

```
NOT self->isUnique
```

##### Constraint (OCL)

```
self->ordering = Unordered
```

### 8.9.5 Class: ConcreteAggregationType

Definition: an anonymous InstantiableType that is an AggregationType whose member-type is itself an InstantiableType.

Properties: abstract

#### 8.9.5.1 Supertypes

[AggregationType](#), [AnonymousType](#)

#### 8.9.5.2 Attributes

none

#### 8.9.5.3 Associations

AssociationEnd: member-type

To: [InstantiableType](#)

Definition: represents data type of its components (members) of the InstantiableAggregationType.

Multiplicity: 1..1

#### 8.9.5.4 Other Roles

none

### 8.9.6 Class: LISTType

Definition: an AggregationType representing all EXPRESS LIST data types.

**Note** – See 8.2.2 of ISO 10303-11:2004.

### 8.9.6.1 Supertypes

[InstantiableAggregationType](#)

### 8.9.6.2 Attributes

none

### 8.9.6.3 Associations

none

### 8.9.6.4 Other Roles

From: [Instances::LISTValue](#) as of-type

### 8.9.6.5 Rules

#### Constraint (OCL)

```
self->ordering = Ordered
```

## 8.9.7 Datatype: OrderingKind

Stereotypes: enumeration

Definition: Values that characterize the logical structure of the collections represented by an AggregationType (or a GeneralAggregationType).

### 8.9.7.1 Supertypes

none

### 8.9.7.2 Values

#### Value: indexed

Definition: Specifies that the structure of the AggregateValues is an ARRAY. That is, the positions in the sequence are associated with specific (consecutive) INTEGER index values.

#### Value: ordered

Definition: Specifies that the structure of the AggregateValues is a LIST. That is, the position of each member-value in the sequence is significant in interpreting the AggregateValue.

#### Value: unordered

Definition: Specifies that the structure of the AggregateValues is a BAG or SET. That is, the position of each member-value in the sequence has no significance in interpreting the AggregateValue.



## 8.9.8 Class: SETType

Definition: an AggregationType representing all EXPRESS SET data types.

**Note** – See 8.2.4 of ISO 10303-11:2004.

### 8.9.8.1 Supertypes

[InstantiableAggregationType](#)

### 8.9.8.2 Attributes

none

### 8.9.8.3 Associations

none

### 8.9.8.4 Other Roles

**From:** [Instances::SETValue](#) as of-type

### 8.9.8.5 Rules

#### Constraint (OCL)

```
self->isUnique
```

#### Constraint (OCL)

```
self->ordering = Unordered
```

## 8.9.9 Class: SizeConstraint

Definition: A SizeConstraint represents a constraint on the number of members in each value of an EXPRESS aggregation type, stated as a bound in the syntactic designation for the type. A SizeConstraint represents either an upper-bound or a lower-bound. In the case of an ARRAY type, the value (hi-index - lo-index + 1) is both the lower-bound value and the upper-bound value. A SizeConstraint is a DomainConstraint, considered to have an equivalent Boolean expression using the built-in SizeOf() function.

**Note** – See 8.2.2, 8.2.3, and 8.2.4 of ISO 10303-11:2004.

### 8.9.9.1 Supertypes

[DomainConstraint](#)

### 8.9.9.2 Attributes

**Attribute: bound**

**To:** [\(UML\) Integer](#)

Definition: represents a constant value specifying the (upper or lower) bound on the number of members in a valid instance of the aggregation type. This attribute is present when the bound expression is a “constant.”

**Note** – See 8.2.2, 8.2.3, and 8.2.4 of ISO 10303-11:2004.

Multiplicity: 0..1

### 8.9.9.3 Associations

none

### 8.9.9.4 Other Roles

From: [AGGREGATeType](#) as upper-bound

From: [AGGREGATeType](#) as lower-bound

From: [AggregationType](#) as upper-bound

From: [AggregationType](#) as lower-bound

From: [Redeclaration](#) as upper-bound

From: [Redeclaration](#) as lower-bound

From: [Role](#) as lower-bound

From: [Role](#) as upper-bound

From: [Algorithms::ActualAGGREGATeType](#) as lower-bound

From: [Algorithms::ActualAGGREGATeType](#) as upper-bound

### 8.9.9.5 Rules

#### Constraint ()

Every SizeConstraint is either an upper-bound or a lower-bound for exactly one AggregationType or GeneralAggregationType.

#### Constraint ()

A SizeConstraint is unique to the AggregationType (or GeneralAggregationType) it describes and the role (upper-bound/lower-bound) it plays with respect to that AggregationType.

## 8.9.10 Generalization Sets

**Generalization Set: AggregationType categories      complete, disjoint**

Every AggregationType is one of ARRAYType, BAGType, LISTType, or SETType.

## 8.10 Generalized Types

Generalized types are those EXPRESS data types that are “abstract,” in the sense that every actual instance is an instance of some InstantiableType(s). These types are only permitted as the data type of formal parameters and the data type of “abstract” Attributes of ABSTRACT EntityTypes. They are shown in Figure 8.10.

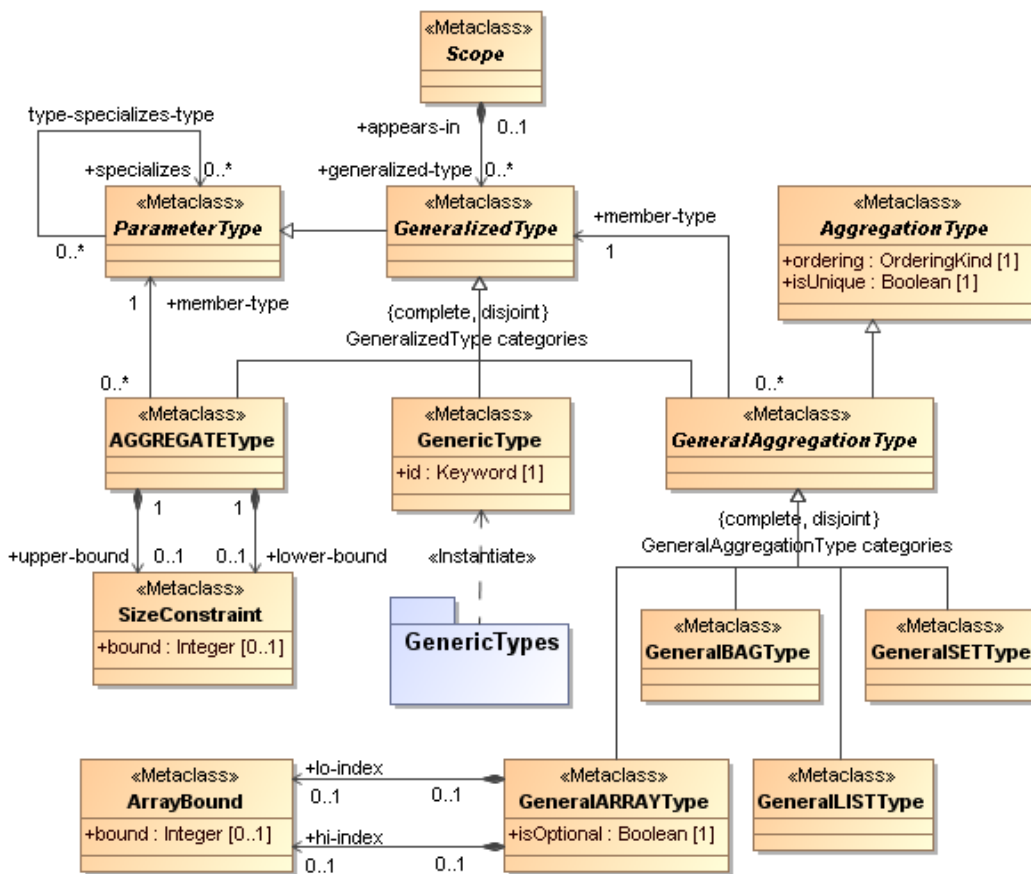


Figure 8.10 - Generalized Types

### 8.10.1 Class: AGGREGATeType

Definition: a GeneralizedType that is an abstraction of all AggregationTypes and all GeneralAggregationTypes. That is, any ARRAY, BAG, LIST, or SET Instance that satisfies the SizeConstraints (if any), whose members are of the specified member type or some specialization of it, is an instance of the AGGREGATeType. It follows that any ARRAY, BAG, LIST, or SET type whose instances are necessarily instances of the AGGREGATeType is a specialization.

Each syntactic occurrence of AGGREGATE is considered to be a distinct instance of AGGREGATeType, even when the bounds and member-type are the same as those of some other syntactic occurrence, because the corresponding types of the actual parameters or subtype attributes need not be the same. When the structures are required to be the same, that is represented as an ActualStructureConstraint.

**Note** – When the keyword AGGREGATE is followed by an EXPRESS `type_label`, there are three possible interpretations in the metamodel:

1. A ParametricStructure is being defined to have that `type_label` (see 8.14.3) and relate to the datatype of the actual parameters or instantiable attributes that correspond to the `:source`. The datatype, or component of the datatype, of the `:source` is a new AGGREGATeType. This is the interpretation of the first occurrence of the `type_label` in a parameter list or entity declaration.
2. An ActualStructureConstraint is being specified that refers to the ParametricStructure with that `type_label`. The

datatype denoted by the occurrence of `AGGREGATE : label` is a new `AGGREGATEType` that has that constraint. This is the interpretation of any later occurrence of the `type_label` in the same parameter list or entity declaration.

3. A new `ActualAGGREGATEType` is being defined by reference to the `ParametricStructure` with that `type_label`, and the datatype of the variable, attribute, or member is the `ActualAGGREGATEType`. This is the interpretation of any other occurrence of the `type_label` within the same `Algorithm`.

**Note** – See 9.5.3.1 of ISO 10303-11:2004.

### 8.10.1.1 Supertypes

[GeneralizedType](#)

### 8.10.1.2 Attributes

none

### 8.10.1.3 Associations

**AssociationEnd: constraint**

**To:** [Algorithms::ActualStructureConstraint](#)

via: [Algorithms::aggregate-has-constraint](#)

Definition: the `ActualStructureConstraint`, if any, that applies to this component of the `GeneralizedType` specification.

**Note** – Only an `AGGREGATEType` that appears in the specification of the data type of a `Parameter` can have an `ActualStructureConstraint`. The `AGGREGATEType` has an `ActualStructureConstraint` only if it has a syntactic `type_label` and does not itself define that `type_label`.

**Note** – See 9.5.3.4 of ISO 10303-11:2004.

Multiplicity: 0..1

**AssociationEnd: defines-parameter**

**To:** [ParametricStructure](#)

via: [AGGREGATEType-defines-parameter](#)

Definition: The `ParametricStructure`, if any, that is defined to refer to the structure of the actual data types that conform to this `AGGREGATEType`.

Multiplicity: 0..1

**AssociationEnd: lower-bound**

**To:** [SizeConstraint](#)

Subsets: [ParameterType:constraints](#)

Definition: represents a lower-bound constraint on aggregate values conforming to the `AGGREGATE` type. If the lower-bound constraint is present, the number of members of the aggregate value shall be greater than or equal to this value. If the lower-bound is not present or evaluates to zero, there is no constraint. Unless the lower-bound specified for the `AGGREGATIONType` is an explicit “0,” this constraint shall appear.

**Note** – See 9.5.3.2 of ISO 10303-11:2004.

Multiplicity: 0..1

**AssociationEnd: member-type**

**To: [ParameterType](#)**

Definition: represents the relationship between an AGGREGATE Type and the specification for the data type of the members of its instances. If the specification is an InstantiableType, the member-type of conforming aggregation types is required to be exactly that data type. If the specification is a GeneralizedType, the member-type of the conforming aggregation types must conform to it.

**Note** – See 9.5.3.1 of ISO 10303-11:2004.

Multiplicity: 1..1

**AssociationEnd: upper-bound**

**To: [SizeConstraint](#)**

Subsets: [ParameterType:constraints](#)

Definition: represents an upper-bound constraint on aggregate values conforming to the AGGREGATE type. If the upper-bound constraint is present and does not evaluate to indeterminate ("?"), the number of members of the aggregate value shall be less than or equal to this value. If the upper-bound is not present or evaluates to indeterminate, there is no constraint. Unless the upper-bound specified for the AGGREGATE type is an explicit "?" this constraint shall appear.

**Note** – See 9.5.3.3 of ISO 10303-11:2004.

Multiplicity: 0..1

#### 8.10.1.4 Other Roles

none

### 8.10.2 Class: GeneralAggregationType

Definition: represents a GeneralizedType whose instances are AggregateValues with a specific structure (ARRAY, BAG, LIST, or SET), but whose member-types are specializations of some specified GeneralizedType. That is, a

GeneralAggregationType is an aggregation data type whose member-type is specified to be a GeneralizedType; while an (Instantiable) AggregationType is an aggregation data type whose member-type is specified to be an InstantiableType.

Any instance of a GeneralAggregationType is required to be an AggregateValue that has the specified structure and has members that are instances of some InstantiableType that conforms to the specified member-type. In addition, the instance must satisfy any DomainConstraints associated with the GeneralAggregationType.

**Note** – See 9.5.3.5 of ISO 10303-11:2004.

Properties: abstract

#### 8.10.2.1 Supertypes

[AggregationType](#), [GeneralizedType](#)

#### 8.10.2.2 Attributes

none

### 8.10.2.3 Associations

**AssociationEnd: member-type**

**To:** [GeneralizedType](#)

Definition: represents the relationship between a GeneralAggregationType and the conformance specification for the member-type.

**Note** – See 9.5.3.5 of ISO 10303-11:2004.

Multiplicity: 1..1

### 8.10.2.4 Other Roles

none

## 8.10.3 Class: GeneralARRAYType

Definition: represents a GeneralAggregationType whose structure is an ARRAY. The hi-index and lo-index values of a conforming ARRAYInstance are required to be equal to the values given for the GeneralARRAYType.

When the GeneralARRAYType is the data type of an abstract attribute (see 8.11.1), the datatype of every conforming redeclaration is required to be an ARRAYType or a GeneralARRAYType whose hi-index and lo-index values are equal to the values given for the GeneralARRAYType. In addition, the .isOptional property of the redeclaration shall be as specified below.

**Note** – See 9.5.3.5 of ISO 10303-11:2004.

### 8.10.3.1 Supertypes

[GeneralAggregationType](#)

### 8.10.3.2 Attributes

**Attribute: isOptional**

**To:** [\(UML\) Boolean](#)

Definition: When isOptional is True, any conforming ARRAYInstance is permitted to have members whose value is indeterminate ("?"). When isOptional is False, no member of a conforming ARRAYInstance is permitted to have an unspecified value.

If isOptional is True for an abstract attribute, the member type of any attribute that redeclares the abstract attribute may be declared to be OPTIONAL; if False, the member type of an attribute that redeclares the abstract attribute shall not be declared to be OPTIONAL.

**Note** – See 9.5.3.5 of ISO 10303-11:2004.

Multiplicity: 1..1

### 8.10.3.3 Associations

**AssociationEnd: hi-index**

**To:** [ArrayBound](#)

Definition: The hi-index value of a conforming ARRAY data type is required to be equal to the hi-index value, if any, for the GeneralARRAYType.

**Note** – See 9.5.3.5 of ISO 10303-11:2004.

Multiplicity: 0..1

**AssociationEnd: lo-index**

**To: [ArrayBound](#)**

Definition: The lo-index value of a conforming ARRAY data type is required to be equal to the lo-index value, if any, for the GeneralARRAYType.

**Note** – See 9.5.3.5 of ISO 10303-11:2004.

Multiplicity: 0..1

#### **8.10.3.4 Other Roles**

none

### **8.10.4 Class: GeneralBAGType**

Definition: represents a GeneralAggregationType whose structure is a BAG.

When the GeneralBAGType is the data type of an abstract attribute (see 8.11.1), the datatype of every conforming redeclaration is required to be a BAGType or a GeneralBAGType that includes or refines any DomainConstraint associated with the GeneralBAGType.

**Note** – See 9.5.3.5 of ISO 10303-11:2004.

#### **8.10.4.1 Supertypes**

[GeneralAggregationType](#)

#### **8.10.4.2 Attributes**

none

#### **8.10.4.3 Associations**

none

#### **8.10.4.4 Other Roles**

none

### **8.10.5 Class: GeneralizedType**

Definition: an abstract classifier, representing those EXPRESS data types that are “abstract,” in the sense that every actual instance is an instance of some InstantiableType(s). These types are only permitted as the data type of formal parameters and the data type of “abstract” Attributes of ABSTRACT EntityTypes. GeneralizedType is a proper subclass of ParameterType that is disjoint with InstantiableType.

**Note** – The syntactic occurrences of EXPRESS `generalized_type` do not always denote GeneralizedTypes per se. In particular, a `generalized_type` that appears with a `type_label` may denote an ActualType or a constraint. When used as the type of a LocalVariable or FunctionResult, it denotes an ActualType (see 11.4). When used as the type of a Parameter, it may be a ParametricElement that defines a reference to the data type of the corresponding actual parameter (in addition to being a GeneralizedType specification for the allowable data types of the actual parameter), or it may represent a constraint on the data type of the corresponding actual parameter that relates to the data type of another actual parameter.

**Note** – See 9.5.3.4 of ISO 10303-11:2004.

Properties: abstract

### **8.10.5.1 Supertypes**

[ParameterType](#)

### **8.10.5.2 Attributes**

none

### **8.10.5.3 Associations**

none

### **8.10.5.4 Other Roles**

From: [GeneralAggregationType](#) as member-type

## **8.10.6 Class: GeneralLISTType**

Definition: represents a GeneralAggregationType whose structure is a LIST.

When the GeneralLISTType is the data type of an abstract attribute (see 8.11.1), the datatype of every conforming redeclaration is required to be a LISTType or a GeneralLISTType that includes or refines any DomainConstraint associated with the GeneralLISTType.

**Note** – See 9.5.3.5 of ISO 10303-11:2004.

### **8.10.6.1 Supertypes**

[GeneralAggregationType](#)

### **8.10.6.2 Attributes**

none

### **8.10.6.3 Associations**

none

### **8.10.6.4 Other Roles**

none

## **8.10.7 Class: GeneralSETType**

Definition: represents a GeneralAggregationType whose structure is a SET.

When the GeneralSETType is the data type of an abstract attribute (see 8.11.1), the datatype of every conforming redeclaration is required to be a SETType or a GeneralSETType that includes or refines any DomainConstraint associated with the GeneralSETType.



**Note** – See 9.5.3.5 of ISO 10303-11:2004.

### 8.10.7.1 Supertypes

[GeneralAggregationType](#)

### 8.10.7.2 Attributes

none

### 8.10.7.3 Associations

none

### 8.10.7.4 Other Roles

none

## 8.10.8 Class: GenericType

Definition: represents the EXPRESS generalized types GENERIC and GENERIC\_ENTITY.

Every data type is a specialization of the GenericType GENERIC, and every Instance is an Instance of GENERIC. Every entity data type is a specialization of the GenericType GENERIC\_ENTITY. Every EntityInstance is an instance of GENERIC\_ENTITY and every instance of GENERIC\_ENTITY is an EntityInstance.

**Note** – See 9.5.3.2 and 9.5.3.3 of ISO 10303-11:2004.

**Note** – When the keywords GENERIC and GENERIC\_ENTITY are followed by an EXPRESS `type_label`, there are three possible interpretations in the metamodel:

1. A ParametricType is being defined to have that `type_label` (see 8.14.4) and relate to the datatype of the actual parameters or instantiable attributes that correspond to the `:source`. The datatype, or component of the datatype, of the `:source` is the GenericType. This is the interpretation of the first occurrence of the `type_label` in a parameter list.
2. An ActualTypeConstraint is being specified that refers to the ParametricType with that `type_label`. The datatype denoted by the occurrence of `GENERIC:label` or `GENERIC_ENTITY:label` is the GenericType but the allowable data types that correspond to it in this usage are constrained by the ActualTypeConstraint. This is the interpretation of any later occurrence of the `type_label` in the same parameter list.
3. An ActualGenericType is being identified by reference to the ParametricType with that `type_label`, and the datatype of the variable, attribute, or member is the ActualGenericType. This is the interpretation of any other occurrence of the `type_label` within the same Algorithm.

### 8.10.8.1 Supertypes

[GeneralizedType](#)

### 8.10.8.2 Attributes

**Attribute: id**

**To: Keyword**

Definition: the EXPRESS keyword that denotes the GenericType: GENERIC or GENERIC\_ENTITY.

**Note** – Note - See 9.5.3.2 and 9.5.3.3 of ISO 10303-11:2004.

Multiplicity: 1..1

### 8.10.8.3 Associations

none

### 8.10.8.4 Other Roles

none

### 8.10.8.5 Rules

#### Constraint (OCL)

```
self = GenericTypes::GENERIC OR self = GenericTypes::GENERIC_ENTITY;
```

## 8.10.9 Generalization Sets

**Generalization Set: GeneralizationType categories**                    **complete, disjoint**

Every GeneralizedType is one of GenericType, AGGREGATEType, or GeneralAggregationType.

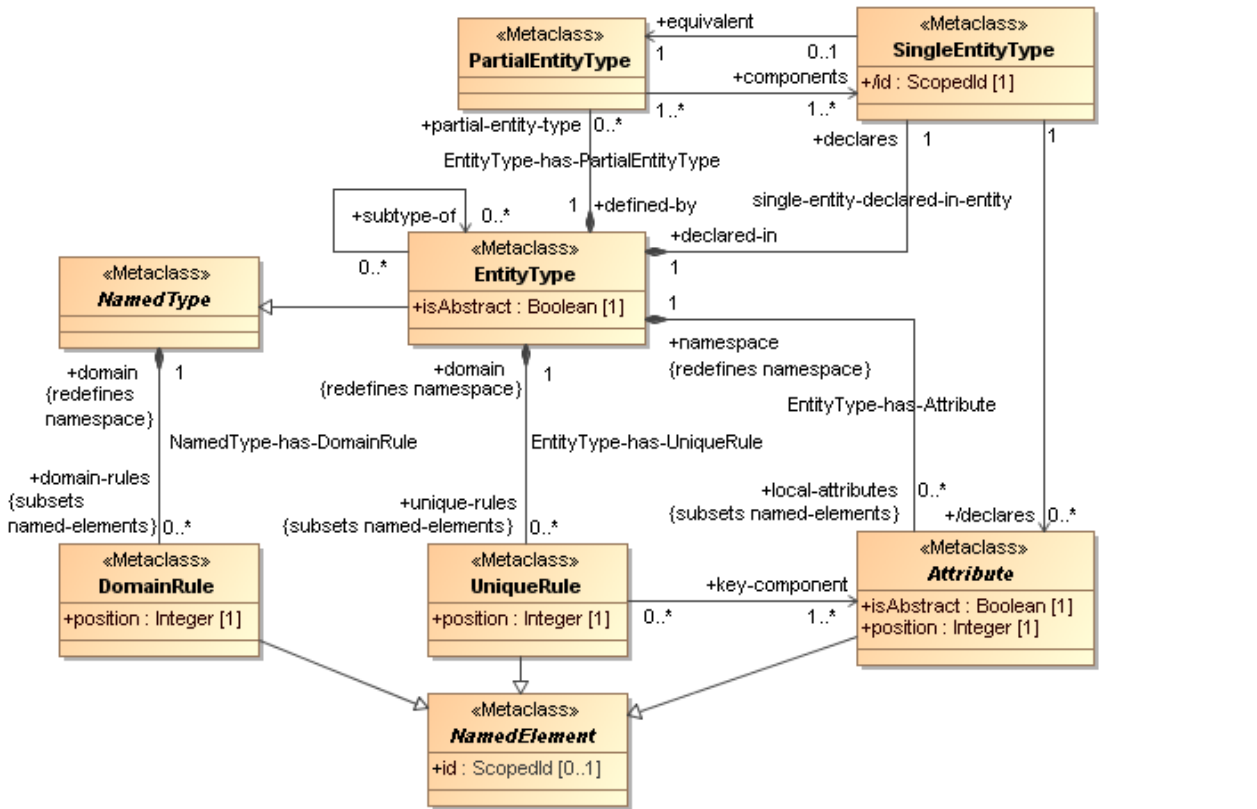
**Generalization Set: GeneralAggregationType categories**            **complete, disjoint**

Every GeneralAggregationType is one of GeneralARRAYType, GeneralBAGType, GeneralLISTType, or GeneralSETType.

## 8.11 Entities and Attributes

This section of the Core model introduces the entity and attribute concepts of the EXPRESS language.

Figure 8.11 shows the primary concepts associated with EXPRESS entities: EntityTypes, Attributes, UNIQUE rules, and DomainRules (WHERE rules). The SingleEntityType represents the group of attributes declared explicitly in the entity declaration (as distinct from those inherited), and is used in PartialEntityValues (see 10.5.6) that represent states of entities. PartialEntityType is a special data type that characterizes such values when they are produced in Expressions. All of these concepts are described in detail below.



**Figure 8.11 - Entity Types**

DomainRules are a kind of TypeConstraint that applies to NamedTypes in general. They are described in 8.7.2. In the particular case of EntityTypes, they are used to capture constraints on the relationships among Attributes of the entity data type.

Figure 8.12 depicts the concepts associated with Attributes in EXPRESS. Attributes are of three kinds: explicit, INVERSE, and DERIVED. All of these concepts are described below.

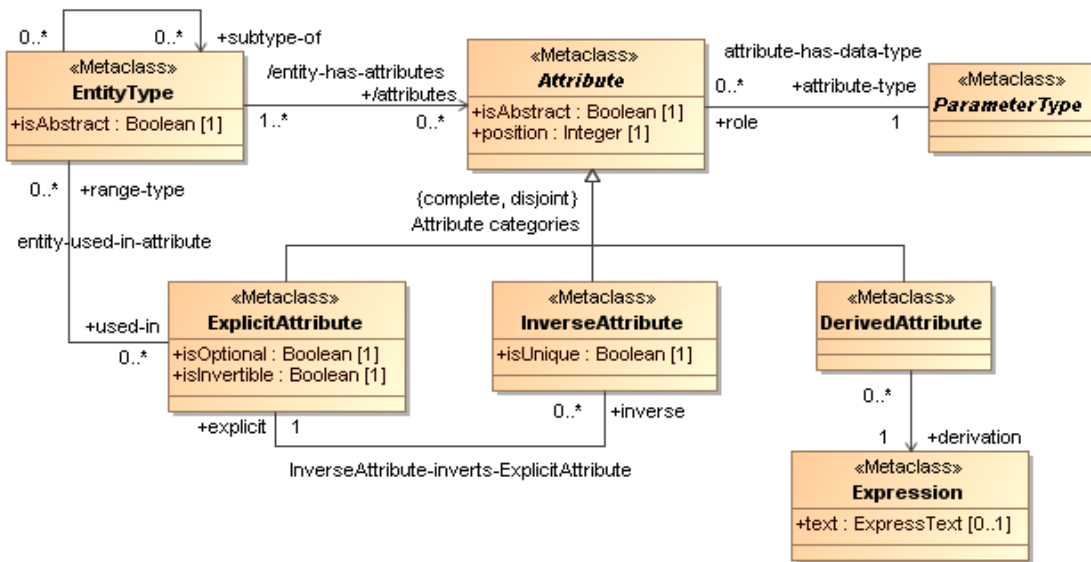


Figure 8.12 - Attributes

### 8.11.1 Class: Attribute

Definition: represents an EXPRESS attribute, i.e., a model of a property of an entity instance.

Note – See 9.2.1 of ISO 10303-11:2004.

Properties: abstract

#### 8.11.1.1 Supertypes

[NamedElement](#), [ElementSource](#)

#### 8.11.1.2 Attributes

**Attribute: isAbstract** To: [\(UML\) Boolean](#)

Definition: True if .isAbstract is True for the owning Entity Type (see .of-entity) and the attribute-type of the EXPRESS attribute is a GeneralizedType; False in all other cases. When .isAbstract is True, this Attribute must be redeclared to have an attribute-type that is an InstantiableType in any subtype of the owning Entity Type that is not itself ABSTRACT.

Multiplicity: 1..1

**Attribute: position** To: [\(UML\) Integer](#)

Definition: Represents the position of the attribute declaration in the sequence of attribute declarations in the entity declaration.

Multiplicity: 1..1

### 8.11.1.3 Associations

**AssociationEnd: attribute-type**

**To: [ParameterType](#)**

via: [attribute-has-data-type](#)

Definition: represents the required data type for all values of that Attribute in all instances of the EntityType. When EntityType that declares the Attribute is “abstract”, the attribute-type can be a GeneralizedType. When the Attribute is defined within the scope of an Algorithm, the attribute-type can be an ActualType. In these cases, the attribute-type can also be an InstantiableType, and in any other case, the attribute-type is required to be an InstantiableType.

**Note** – See 9.2.1 of ISO 10303-11:2004.

Multiplicity: 1..1

**AssociationEnd: namespace**

**To: [EntityType](#)**

via: [EntityType has Attribute](#)

redefines: [NamedElement.namespace](#)

Definition: the nominal scope/namespace of the Attribute. It is included in the scopes of all subtypes of the EntityType.

Multiplicity: 1..1

**AssociationEnd: owning-entity**

**To: [EntityType](#)**

via: [entity-has-attributes](#)

Definition: the EntityTypes that have or inherit the Attribute, that is, the EntityType in which the Attribute is declared and all subtypes of that EntityType.

Multiplicity: 1..\* unordered

Properties: derived

**Note** – The derivation of this relationship begins with self->namespace (i.e., self->of-entity->declared-in) and recursively adds all EntityTypes reached by supertype-of.

### 8.11.1.4 Other Roles

From: [UniqueRule](#) as key-component

From: [EntityType](#) as attributes

From: [Redeclaration](#) as original-attribute

From: [Instances::RoleName](#) as refers-to

From: [Expressions::AttributeRef](#) as refers-to

From: [Expressions::UsedInRef](#) as inverse-of

### 8.11.1.5 Rules

**Constraint (OCL)**

```
exists(self->id);
```

Every Attribute shall have an Identifier.

### 8.11.2 Class: DerivedAttribute

Definition: represents an EXPRESS DERIVE attribute = a property whose value can be determined from other attributes and relationships of the entity instance.

**Note** – See 9.2.1.2 of ISO 10303-11:2004.

#### 8.11.2.1 Supertypes

[Attribute](#)

#### 8.11.2.2 Attributes

none

#### 8.11.2.3 Associations

**AssociationEnd: derivation**

**To: [Expression](#)**

Definition: the Expression that specifies how to determine the value of the DerivedAttribute from the values of other Attributes.

**Note** – See 9.2.1.2 of ISO 10303-11:2004.

Multiplicity: 1..1

#### 8.11.2.4 Other Roles

none

### 8.11.3 Class: EntityType

Definition: a NamedType representing an EXPRESS entity data type, a type declared by an entity\_declaration.

**Note** – See 9.2 of ISO 10303-11:2004.

#### 8.11.3.1 Supertypes

[InstantiableType](#), [NamedType](#)

#### 8.11.3.2 Attributes

**Attribute: isAbstract**

**To: [\(UML\) Boolean](#)**

Definition: True if the EXPRESS entity data type is declared ABSTRACT in its original declaration, either as ABSTRACT entity or as ABSTRACT SUPERTYPE; False otherwise. The entity data type can also/later be declared “abstract” in a SUBTYPE\_CONSTRAINT, e.g., in an interfacing Schema, but that is taken as a constraint on the usage of the EntityType in that context.

**Note** – See 9.2.4 and 9.2.5.1 of ISO 10303-11:2004.

Multiplicity: 1..1

### 8.11.3.3 Associations

**AssociationEnd: attributes**

**To: [Attribute](#)**

via: [entity-has-attributes](#)

Definition: represents the relationship between an EntityType and the declared Attributes of that EntityType, including those in the entity declaration and those inherited from supertypes.

**Note** – See 9.2 of ISO 10303-11:2004.

Properties: derived

Multiplicity: 0..\* unordered

#### **TaggedValues**

derivation = declares.declares + subtype-of.declares.declares

**AssociationEnd: declares**

**To: [SingleEntityType](#)**

via: [single-entity-declared-in-entity](#)

Definition: the SingleEntityType that is declared in the declaration for the EntityType, i.e., the group of Attributes that is named for the EntityType.

Multiplicity: 1..1

Properties: composite

**AssociationEnd: extension**

**To: [Instances::Extent](#)**

via: [Instances::extent-of-EntityType](#)

Definition: represents the relationship between an EntityType and its extent (the set of corresponding EntityInstances) in a given Population.

Multiplicity: 0..\* unordered

**AssociationEnd: local-attributes**

**To: [Attribute](#)**

via: [EntityType\\_has\\_Attribute](#)

Definition: the Attributes that are declared within the entity declaration, that is, the attributes that are declared in the corresponding SingleEntityType.

Subsets: [Scope.named-elements](#)

Multiplicity: 0..\* unordered

Properties: composite

**AssociationEnd: instances**

**To: [Instances::EntityInstance](#)**

via: [Instances::instance-of-EntityType](#)

Definition: represents the relationship between an EntityType (classifier) and the EntityInstances that satisfy it.

Multiplicity: 0..\* unordered

**Association End: partial-entity-type**

**To: [PartialEntityType](#)**

Definition: a PartialEntityType that is a valid group of subtypes of the EntityType. The determination of when a PartialEntityType is actually materialized is dependent on the application.

Multiplicity: 0..\* unordered, composite

**AssociationEnd: plays-domain-role**

**To: [DomainRole](#)**

via: [entity-plays-domain-role](#)

Definition: represents the relationship between an entity type and the domain roles that its instances play.

For each ExplicitAttribute of the EntityType, the EntityType plays a corresponding DomainRole. An EntityInstance is considered to play the DomainRole once for each member of an ExplicitAttribute whose data type is an AggregationType.

Properties: derived.

Multiplicity: 0..\* unordered

**Note** – The derivation of this property is complex. For each ExplicitAttribute  $x$  in self->attributes, the EntityType plays-the-domain-role that is  $x$ ->creates-relationship->domain, i.e., the DomainRole in the Relationship that is created by the ExplicitAttribute  $x$ .

**AssociationEnd: plays-range-role**

**To: [RangeRole](#)**

via: [entity-plays-range-role](#)

Definition: represents the relationship between an entity type and the range roles that its instances play. For each occurrence of the EntityType in/as the attribute-type of an ExplicitAttribute, the EntityType plays the corresponding RangeRole.

Properties: derived.

Multiplicity: 0..\* unordered

**Note** – The derivation of plays-range-role is complex. For each ExplicitAttribute that is an instance of self->used-in, a given EntityType plays the RangeRole that is ExplicitAttribute::models-role.

**AssociationEnd: redeclarations**

**To: [Redeclaration](#)**

via: [scope-of-redeclaration-is-EntityType](#)

Definition: represents the relationship between the EntityType and any attribute Redeclarations that appear in its declaration.

**Note** – See 9.2.3.4 of ISO 10303-11:2004.

Multiplicity: 0..\* unordered

**AssociationEnd: subtype-of**

**To: [EntityType](#)**

Definition: represents the relationship of an entity data type to its immediate supertypes – those entity data types from whose



common domain the instances of the Entity Type are drawn. For compatibility with the interpretation of other features of EXPRESS, this relationship extends only to those Entity Types that are “immediate supertypes,” i.e., those explicitly declared in the SUBTYPE OF clause for this Entity Type.

**Note** – See 9.2.3 of ISO 10303-11:2004.

Multiplicity: 0..\* unordered

**AssociationEnd: unique-rules**

**To: [UniqueRule](#)**

via: [EntityType-has-UniqueRule](#)

Subsets: Scope.named-elements

Definition: represents the relationship between an Entity Type and the local uniqueness rules that constrain the values of attributes of that Entity Type

**Note** – See 9.2.2.1 of ISO 10303-11:2004.

Multiplicity: 0..\* unordered

Properties: composite

**AssociationEnd: used-in**

**To: [ExplicitAttribute](#)**

via: [entity-used-in-attribute](#)

Definition: represents the relationship between the Entity Type and the Explicit Attributes (of other Entity Types) that establish relationships to it.

Multiplicity: 0..\* unordered

#### 8.11.3.4 Other Roles

From: [Rules::SupertypeRule](#) as named-supertype

From: [EntityType](#) as subtype-of

From: [Instances::EntityValue](#) as corresponds to

From: [Instances::SingleLeafInstance](#) as characterizing-type

#### 8.11.4 Class: ExplicitAttribute

Definition: represents an EXPRESS “explicit” attribute, a model of a property of an entity instance that is not, in general, derived from other properties of that instance or other entity instances.

**Note** – See 9.2.1.1 of ISO 10303-11:2004.

##### 8.11.4.1 Supertypes

[Attribute](#)

#### 8.11.4.2 Attributes

**Attribute: isInvertible**

**To: [\(UML\) Boolean](#)**

Definition: True if the explicit attribute can be the referent of an INVERSE attribute, and False otherwise.

The explicit attribute can be the referent of an INVERSE attribute if and only if the attribute type is one of:

- an EntityType
- a SelectType whose select-list consists of EntityTypes
- an AggregationType whose member-type is either of the above

An Explicit attribute that isInvertible models one or more Relationships between two EntityTypes – the EntityType that declares the ExplicitAttribute, and each EntityType that appears in its attribute-type.

An ExplicitAttribute whose attribute-type is, or is an aggregate of, an EntityType defines exactly one Relationship. An ExplicitAttribute whose attribute-type is, or is an aggregate of, a SelectType defines one Relationship for each EntityType in the select-list.

**Note** – See ISO 10303-11.2:2004 clause 9.2.1.3.

**Attribute: isOptional**

**To: [\(UML\) Boolean](#)**

Definition: True if the entity instance is permitted to have no specified value for this attribute; False if a value for this attribute is required.

**Note** – See 9.2.1.1 of ISO 10303-11:2004.

Multiplicity: 1..1

#### 8.11.4.3 Associations

**AssociationEnd: creates-relationship**

**To: Relationship**

via: InvertibleAttribute-creates-relationship

Definition: represents the relationship between an ExplicitAttribute and the Relationships that it models.

Multiplicity: 1..\*

**AssociationEnd: inverse**

**To: InverseAttribute**

via: InverseAttribute-inverts-ExplicitAttribute

Definition: represents the relationship of an explicit attribute denoting a Relationship to the inverse attribute of the range entity data type that models the same Relationship. While the inverse is conceptually unique, EXPRESS allows it to be declared differently in different subtypes of the original range entity.

Note - See 9.2.1.3 of ISO 10303-11:2004.

Multiplicity: 0..\*, unordered

**AssociationEnd: models-role**

**To: RangeRole**

via: ExplicitAttribute-models-role

Definition: represents the relationship between an Explicit Attribute and the RangeRole it defines. Note - An explicit attribute defines a RangeRole (and thus a Relationship) if and only if it isInvertible.

Multiplicity: 0..1

**AssociationEnd: range-type**

**To: EntityType**

via: entity-used-in-attribute

Definition: models the relationship between the ExplicitAttribute and the EntityTypes that are, or are members of, its attribute-type. These EntityTypes are the "range" of the Relationships that are created by the ExplicitAttribute.

Multiplicity: 0..\*, unordered

#### 8.11.4.4 Other Roles

From: [Expressions::AttributeBinding](#) as attribute

From: [Instances::AttributeValue](#) as attribute

From: [Statements::AttributeObject](#) as refers-to

#### 8.11.5 Class: InverseAttribute

Definition: represents an EXPRESS INVERSE attribute = a property of each instance of this entity data type that represents a relationship between it and instances of some other entity data type, created by an invertible attribute of that entity data type.

**Note** – See 9.2.1.3 of ISO 10303-11:2004.

##### 8.11.5.1 Supertypes

[Attribute](#)

##### 8.11.5.2 Attributes

**Attribute: isUnique**

**To: [\(UML\) Boolean](#)**

Definition: True if the designated relationship between this instance and any given instance can occur at most once; False if it can occur more than once.

(True if the attribute-type of the INVERSE attribute is declared to be an entity data type or a SET; False if it is declared to be a BAG.)

**Note** – See 9.2.1.3 of ISO 10303-11:2004.

Multiplicity: 1..1

##### 8.11.5.3 Associations

**AssociationEnd: explicit**

**To: [ExplicitAttribute](#)**

via: [InverseAttribute-inverts-ExplicitAttribute](#)

Definition: represents the relationship of an inverse attribute of one entity data type to the explicit attribute of another entity data type that models the Relationship from which the inverse attribute is derived.

**Note** – See 9.2.1.3 of ISO 10303-11:2004.

Multiplicity: 1..1

**AssociationEnd: models-role**

**To: [DomainRole](#)**

via: [InverseAttribute-models-role](#)

Definition: represents the relationship between an Inverse Attribute and the domain-role it defines. By extension (`models-role:in-relationship`), it models the relationship of the inverse attribute to the Relationship it denotes.

Multiplicity: 1..1

#### 8.11.5.4 Other Roles

none

#### 8.11.5.5 Constraints

##### **Explicit-attribute-is-invertible (OCL)**

```
self.explicit.isInvertible
```

The explicit attribute is invertible, having the properties required by ISO 10303-11 (see 8.11.4.2).

#### 8.11.6 Class: InvertibleAttribute

Definition: An ExplicitAttribute whose `.isInvertible` attribute has value true (see 8.11.4.2).

**Note** – This class is retained solely for compatibility with the EXPRESS Metamodel v1.0. All properties of InvertibleAttribute are properties of ExplicitAttribute. The use of InvertibleAttribute is deprecated.

##### 8.11.6.1 Supertypes

[ExplicitAttribute](#)

##### 8.11.6.2 Attributes

none

##### 8.11.6.3 Associations

none

##### 8.11.6.4 Other Roles

none

#### 8.11.7 Class: PartialEntityType

Definition: a-DataType representing a collection of SingleEntityTypes. A PartialEntityType is the data type of a PartialEntityValue.

**Note** – See 9.2.6 of ISO 10303-11:2004.

### 8.11.7.1 Supertypes

[DataType](#)

### 8.11.7.2 Attributes

none

### 8.11.7.3 Associations

**AssociationEnd: components**

**To:** [SingleEntityType](#)

Definition: represents the relationship between the PartialEntityValue and the SingleEntityValues that make it up.

**Note** – See 9.2.6 of ISO 10303-11:2004.

Multiplicity: 1..\* unordered

**Association End: defined-in**

**To:** [EntityType](#)

Definition: the narrowest EntityType of which all the SingleEntityTypes in the PartialEntityType are (not necessarily proper) subtypes.

Multiplicity: 1..1

### 8.11.7.4 Other Roles

**From:** [SingleEntityType](#) as equivalent

**From:** [Instances::PartialEntityValue](#) as of-type

## 8.11.8 Class: SingleEntityType

Definition: the group of Attributes of a given EntityType that appear directly in the entity\_declaration for that EntityType, i.e., excluding “inherited” attributes. A SingleEntityType corresponds to, and has the same id as, the EntityType whose declaration defines it.

**Note** – A SingleEntityType is not a DataType; it cannot be the type of an Expression result or of any other EXPRESS concept. It is only the “type” of SingleEntityValues, and they are not Instances.

**Note** – See 3.3.9 of ISO 10303-11:2004 (should be corrected by TC#1).

### 8.11.8.1 Supertypes

none

### 8.11.8.2 Attributes

**Attribute: id**

**To:** [ScopedId](#)

Definition: Represents the EXPRESS Identifier for the SingleEntityType, which is the same as the Identifier for the corresponding EntityType.

Properties: derived.

Multiplicity: 1..1

### TaggedValues

```
derivation = self->derived-from->id
```

#### 8.11.8.3 Associations

**AssociationEnd: declares**

To: [Attribute](#)

Definition: represents the relationship between a SingleEntityType and the Attributes declared in the entity declaration for the corresponding EntityType.

Multiplicity: 0..\* unordered

Properties: derived

**AssociationEnd: derived-from**

To: [EntityType](#)

via: [single-entity-declared-in-entity](#)

Definition: represents the derivation of the SingleEntityType from the entity\_declaration for the EntityType.

Multiplicity: 1..1

**AssociationEnd: equivalent**

To: [PartialEntityType](#)

Definition: represents the relationship between the SingleEntityType and the “equivalent” PartialEntityType, namely, the PartialEntityType that consists of exactly that one SingleEntityType. For those PartialEntityTypes that are equivalent to SingleEntityTypes, the PartialEntityType:includes relationship is the inverse of this relationship.

Multiplicity: 1..1

#### 8.11.8.4 Other Roles

From: [PartialEntityType](#) as components

From: [Instances::SingleEntityValue](#) as of-type

From: [Expressions::GroupRef](#) as refers-to

From: [Expressions::PartialEntityConstructor](#) as attribute-group

From: [Statements::GroupObject](#) as refers-to

#### 8.11.8.5 Rules

##### Constraint (OCL)

```
sizeof(self->equivalent->includes) = 1
```

##### Constraint (OCL)

```
self->equivalent->includes[1] = self
```

#### 8.11.9 Class: UniqueRule

Definition: represents an EXPRESS UNIQUE rule = a requirement that the combination of values of the specified “key” attributes be unique over all instances of the entity data type in a given Population.

**Note** – See 9.2.2.1 of ISO 10303-11:2004.

### 8.11.9.1 Supertypes

[NamedElement](#)

### 8.11.9.2 Attributes

**Attribute: position**

**To: [\(UML\) Integer](#)**

Definition: Represents the position of the Unique Rule in the list of rules following the UNIQUE keyword in the entity/type declaration.

Multiplicity: 1..1

### 8.11.9.3 Associations

**AssociationEnd: domain**

**To: [EntityType](#)**

via: [EntityType-has-UniqueRule](#)

redefines: [NamedElement.namespace](#)

Definition: represents the relationship of the UniqueRule to the EntityType whose Extent is the domain of values to which it applies.

Multiplicity: 1..1

**AssociationEnd: key-component**

**To: [Attribute](#)**

Definition: represents the relationship between the UniqueRule and the “key” attributes of the (possibly joint) key for the instances of the EntityType.

**Note** – See 9.2.2.1 of ISO 10303-11:2004.

Multiplicity: 1..\* unordered

### 8.11.9.4 Other Roles

none

## 8.11.10 Association: attribute-has-data-type

Definition: represents the relationship between an Attribute and the ParameterType that characterizes all values of the Attribute.

**Note** – See 9.2.1 of ISO 10303-11:2004.

### 8.11.10.1 Association Ends

**AssociationEnd: attribute-type**

**To: [ParameterType](#)**

Definition: represents the required data type for all values of that Attribute in all instances of the EntityType. The attribute-type is required to be an InstantiableType unless either:

- isAbstract is True for the EntityType, in which case the attribute-type may be a GeneralizedType, or
- the EntityType is defined in an AlgorithmScope (instead of a Schema), in which case the attribute-type may be an ActualType.

**Note** – See 9.2.1 of ISO 10303-11:2004.

Multiplicity: 1..1

**AssociationEnd: role**

**To:** [Attribute](#)

Definition: represents the relationship between the ParameterType and the roles (attributes of entities) that its admissible values may play.

**Note** – See 9.2.1 of ISO 10303-11:2004.

Multiplicity: 0..\* unordered

### 8.11.11 Association: entity-has-attributes

Definition: represents the relationship between an EntityType and all of the Attributes that are associated with every instance of the EntityType, including instances of any of its subtypes. That is, this association relates an EntityType to the Attributes declared in the corresponding SingleEntityType and to all the Attributes declared in the SingleEntityTypes that correspond to its supertypes.

Properties: derived

#### 8.11.11.1 Association Ends

**AssociationEnd: attributes**

**To:** [Attribute](#)

Definition: represents the relationship between an EntityType and the declared Attributes of that EntityType, including those in the entity declaration and those inherited from supertypes.

**Note** – See 9.2 of ISO 10303-11:2004.

Multiplicity: 0..\* unordered

Properties: derived

**Note** – The derivation of this relationship is recursive, using e->subtype-of, beginning with e = self and adding the attributes of e->declares->declares for each e.

**AssociationEnd: owning-entity**

**To:** [EntityType](#)

Definition: the EntityTypes that have or inherit the Attribute, that is, the EntityType in which the Attribute is declared and all subtypes of that EntityType.

Multiplicity: 1..\* unordered

Properties: derived

**Note** – The derivation of this relationship begins with self->namespace (i.e., self->of-entity->declared-in) and recursively adds all EntityTypes reached by supertype-of.



### 8.11.12 Association: EntityType-has-Attribute

Definition: represents the relationship between an EntityType and the Attributes that are declared within the entity declaration, that is, the attributes that are declared in the corresponding SingleEntityType.

**Note** – This is a derived association that refines the element-defined-in-scope relationship for Attribute.

#### 8.11.12.1 Supertypes

[element-defined-in-scope](#)

#### 8.11.12.2 Association Ends

**AssociationEnd: local-attributes**

**To: [Attribute](#)**

Definition: the Attributes that are declared within the entity declaration, that is, the attributes that are declared in the corresponding SingleEntityType.

Subsets: [Scope.named-elements](#)

Multiplicity: 0..\* unordered

Properties: derived

#### Tagged Values

derivation = self->declares->declares

**AssociationEnd: namespace**

**To: [EntityType](#)**

Definition: the nominal scope/namespace of the Attribute. It is included in the scopes of all subtypes of the EntityType.

redefines: [NamedElement.namespace](#)

Multiplicity: 1..1

Properties: derived

#### Tagged Values

derivation = self->of-entity->declared-in

### 8.11.13 Association: EntityType-has-UniqueRule

Definition: represents the relationship between an EntityType and the local uniqueness rules that constrain the values of attributes of that EntityType.

#### 8.11.13.1 Supertypes

[element-defined-in-scope](#)

#### 8.11.13.2 Association Ends

**AssociationEnd: domain**

**To: [EntityType](#)**

Definition: represents the relationship of the UniqueRule to the EntityType whose Extent is the domain of values to which it

applies.

Multiplicity: 1..1

**AssociationEnd: unique-rules**

**To: [UniqueRule](#)**

Definition: represents the relationship between an EntityType and the local uniqueness rules that constrain the values of attributes of that EntityType.

**Note** – See 9.2.2.1 of ISO 10303-11:2004.

Multiplicity: 0..\* unordered

Properties: composite

### 8.11.14 Association: InverseAttribute-inverts-ExplicitAttribute

Definition: represents the relationship of an INVERSE attribute of one entity data type to the explicit attribute of the entity data type that models the Relationship from which the inverse attribute is derived.

#### 8.11.14.1 Association Ends

**AssociationEnd: explicit**

**To: [ExplicitAttribute](#)**

Definition: the explicit attribute of the associated entity data type that models the Relationship from which the inverse attribute is derived.

**Note** – The attribute-type of the InverseAttribute may be a subtype of the entity data type that defines the ExplicitAttribute.

**Note** – See 9.2.1.3 of ISO 10303-11:2004.

Multiplicity: 1..1

**AssociationEnd: inverse**

**To: [InverseAttribute](#)**

Definition: represents the relationship of an explicit attribute denoting a Relationship to the inverse attribute of the range entity data type that models the same Relationship. While the inverse is conceptually unique, EXPRESS allows it to be declared differently in different subtypes of the original range entity.

**Note** – See 9.2.1.3 of ISO 10303-11:2004.

Multiplicity: 0..\* unordered

### 8.11.15 Association: single-entity-declared-in-entity

Definition: represents the relationship between the EntityType and the SingleEntityType that is implicitly declared in the entity\_declaration for the EntityType.

#### 8.11.15.1 Association Ends

**AssociationEnd: declares**

**To: [SingleEntityType](#)**

Definition: the SingleEntityType that is declared in the declaration for the EntityType, i.e., the group of Attributes that is named for the EntityType.

Multiplicity: 1..1

**AssociationEnd: declared-in**

**To:** [EntityType](#)

Definition: represents the derivation of the SingleEntityType from the entity\_declaration for the EntityType.

Multiplicity: 1..1

### 8.11.16 Generalization Sets

**Generalization Set: Attribute categories**

**complete, disjoint**

Every Attribute is one of ExplicitAttribute, InverseAttribute, or DerivedAttribute.

## 8.12 Relationships

According to ISO 10303-11, a “distributive relationship” between entity data types is modeled by an attribute whose data type is either an entity type or an aggregation type whose member type is an entity type. This section models the “distributive relationship” concepts.

**Note** – The primary purpose of this subclause is to facilitate mappings to languages in which relationships, also called “associations” or “properties,” are first-class concepts from which the associated “attributes” are derived.

In EXPRESS, all relationships are directed. The entity type that is the “domain” of the relationship has an explicit attribute that denotes the relationship; the entity type that is the “range” of the relationship may have an inverse attribute that denotes the relationship, but EXPRESS always supports an implicit inverse attribute via the UsedIn function (see 13.5.3).

Figure 8.13 shows these concepts, and their relationship to the Attribute concepts. They are described in detail below.

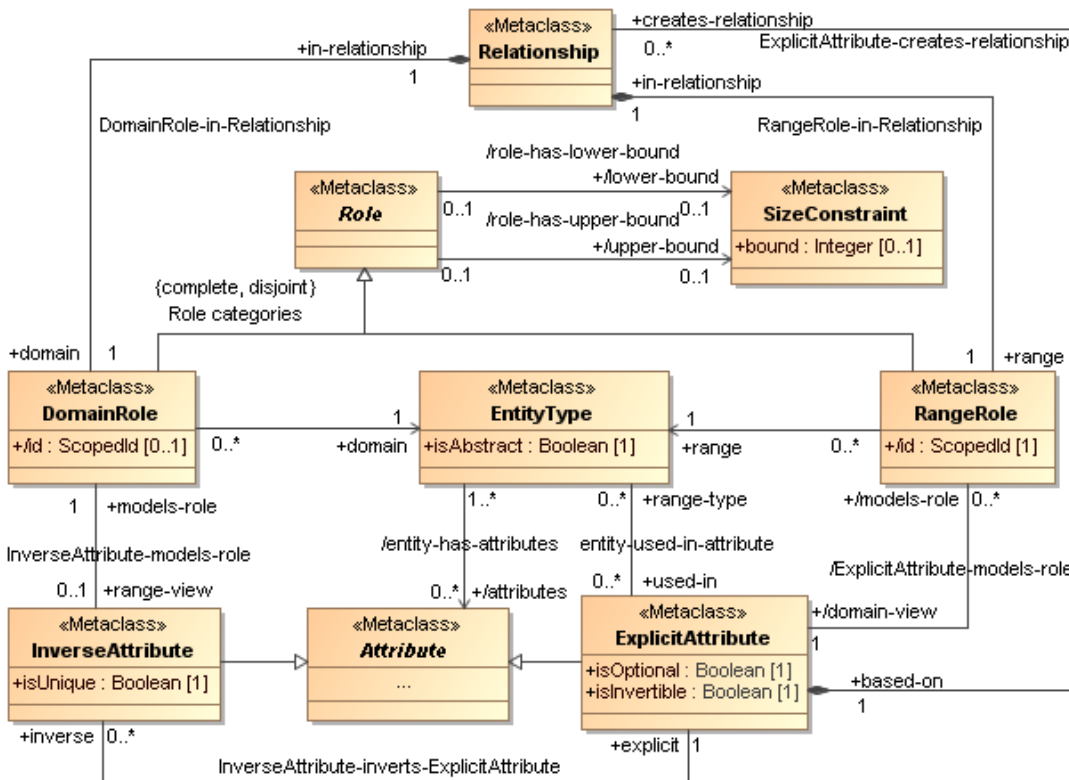


Figure 8.13 - Relationships

## 8.12.1 Class: DomainRole

Definition: a role representing the behavior of the entity instances that is designated the “domain” of the relationship.

### 8.12.1.1 Supertypes

[Role](#)

### 8.12.1.2 Attributes

**Attribute: id**

**To: [ScopedId](#)**

Definition: Represents the “complete” identifier for the Role. The identifier for the DomainRole is derived from the identifier for the InverseAttribute, when present, including the Identifier value and the associated EntityType identifier. When there is no InverseAttribute, :id has no proper value, but the DomainRole may be identified by the pseudo-identifier: UsedIn.<RangeRole:id>, where <RangeRole:id> is the identifier for the RangeRole in the Relationship.

Properties: derived.

Multiplicity: 0..1

### Tagged Values

```
derivation = self->range-view->id
```

### 8.12.1.3 Associations

**AssociationEnd: domain**

**To: [EntityType](#)**

via: [entity-plays-domain-role](#)

Definition: represents the (single) entity data type common to all instances that play the Domain Role.

Properties: derived.

Multiplicity: 1..1

#### **TaggedValues**

derivation = self->in-relationship->range->domain-view->of-entity

**AssociationEnd: in-relationship**

**To: [Relationship](#)**

via: [DomainRole-in-Relationship](#)

Definition: represents the relationship between a Domain Role and the (unique) Relationship in which it is defined.

Multiplicity: 1..1

**AssociationEnd: range-view**

**To: [InverseAttribute](#)**

via: [InverseAttribute-models-role](#)

Definition: represents the relationship between a domain-role and the inverse attributes of the range entities that model it. Different subtypes of the primary “range” entity data type can define different views of (and constraints on) the domain role. The “range” entity has an inverse attribute that defines the “domain” role (the role of the other entity).

Multiplicity: 0..1

### 8.12.1.4 Other Roles

none

## 8.12.2 Class: RangeRole

Definition: a role representing the behavior of the entity instances that is designated the “range” of the relationship.

### 8.12.2.1 Supertypes

[Role](#)

### 8.12.2.2 Attributes

**Attribute: id**

**To: [ScopedId](#)**

Definition: Represents the “complete” identifier for the Role. The identifier for a RangeRole is derived from the identifier for the ExplicitAttribute that creates the relationship, including the Identifier value and the associated EntityType identifier.

Properties: derived.

Multiplicity: 1..1

### TaggedValues

```
derivation = self->domain-view->id
```

#### 8.12.2.3 Associations

**AssociationEnd: domain-view**

**To: [ExplicitAttribute](#)**

via: [ExplicitAttribute-models-role](#)

Definition: represents the relationship between a RangeRole and the ExplicitAttribute of the domain/referencing entity that models it.

Multiplicity: 1..1

**AssociationEnd: in-relationship**

**To: [Relationship](#)**

via: [RangeRole-in-Relationship](#)

Definition: represents the relationship between a Range Role and the (unique) Relationship in which it is defined.

Multiplicity: 1..1

**AssociationEnd: range**

**To: [EntityType](#)**

via: [entity-plays-range-role](#)

Definition: represents the (single) entity data type common to all instances that play the Range Role.

Properties: derived.

Multiplicity: 1..1

### TaggedValues

```
derivation = self->domain-view->attribute-type
```

#### 8.12.2.4 Other Roles

none

### 8.12.3 Class: Relationship

Definition: a “distributive relationship” between entity data types.

Every ExplicitAttribute creates a Relationship between the EntityType that has the explicit attribute and the type and/or base type(s) of the explicit attribute. The relationship is directed, and involves two distinguished Roles. The DomainRole is played by the EntityType that has the ExplicitAttribute. When the ExplicitAttribute is “invertible” (see `.isInvertible` in 8.11.4.2), the relationship is between EntityTypes, and the RangeRole is played by the range-type of the ExplicitAttribute.

The range-type may have an inverse attribute denoting the DomainRole; or the DomainRole may be referred to by the UsedIn function (see 13.5.3).

### 8.12.3.1 Supertypes

none

### 8.12.3.2 Attributes

none

### 8.12.3.3 Associations

**AssociationEnd: based-on**

**To: [ExplicitAttribute](#)**

via: [ExplicitAttribute-creates-relationship](#)

Definition: represents the relationship between a Relationship and the ExplicitAttribute on which it is based, i.e., the Attribute that creates the Relationship.

Multiplicity: 1..1

**AssociationEnd: domain**

**To: [DomainRole](#)**

via: [DomainRole-in-Relationship](#)

Definition: represents the relationship between the Relationship and the Role that is its DomainRole.

Multiplicity: 1..1

**AssociationEnd: range**

**To: [RangeRole](#)**

via: [RangeRole-in-Relationship](#)

Definition: represents the relationship between the Relationship and its “range” role.

Multiplicity: 1..1

### 8.12.3.4 Other Roles

none

## 8.12.4 Class: Role

Definition: a “slot” in a relationship, denoting the behavior of one of the Instances involved in the relationship. Since all relationships in EXPRESS are directed, the two slots are nominally designated domain and range.

Properties: abstract

### 8.12.4.1 Supertypes

none

### 8.12.4.2 Attributes

none

### 8.12.4.3 Associations

#### AssociationEnd: lower-bound

To: [SizeConstraint](#)

Definition: represents a lower-bound on the number of Relationship instances in which a given EntityInstance can play this Role. An explicit zero ("0") value may be considered to represent no lower-bound constraint; and the lower-bound relationship need not appear. A lower-bound expression that may evaluate to zero shall always be represented by a lower-bound relationship.

**Note** – The lower-bound on the Domain role is specified by the Explicit Attribute that models the RangeRole. The lower-bound on the Range role is specified by the Inverse Attribute that models the Domain Role, if any, or possibly by a DomainRule on the “range” EntityType involving UsedIn(SELF, ).

**Note** – Because the ExplicitAttribute that creates the Relationship may have an aggregation data type for which isUnique does not hold, a given pair of participating entity instances may occur more than once as an instance of the Relationship. The Size constraint is on the count of pairs, not the count of distinct pairs.

**Note** – See 9.2.1.3 of ISO 10303-11:2004.

Properties: derived.

Multiplicity: 0..1

#### AssociationEnd: upper-bound

To: [SizeConstraint](#)

Definition: represents an upper-bound on the number of Relationship instances in which a given EntityInstance can play the Role. An explicit indeterminate value ("?") is considered to represent no upper-bound constraint, and shall not be represented by an upper-bound relationship. (An upper-bound expression that may evaluate to "?" shall be represented by an upper-bound relationship.)

**Note** – The upper-bound on the Domain role is specified by the Explicit Attribute that models the RangeRole. The upper-bound on the Range role is specified by the Inverse Attribute that models the Domain Role, if any, or possibly by a DomainRule on the “range” EntityType involving UsedIn(SELF, ).

**Note** – Because the ExplicitAttribute that creates the Relationship may have an aggregation data type for which isUnique does not hold, a given pair of participating entity instances may occur more than once as an instance of the Relationship. The Size constraint is on the count of pairs, not the count of distinct pairs.

**Note** – See 9.2.1.3 of ISO 10303-11:2004.

Properties: derived.

Multiplicity: 0..1

### 8.12.4.4 Other Roles

From: [Redeclaration](#) as refined-role

### 8.12.5 Association: DomainRole-in-Relationship

Definition: represents the relationship between the Relationship and the Role that is its DomainRole.



### 8.12.5.1 Association Ends

**AssociationEnd: domain**

To: [DomainRole](#)

Definition: represents the relationship between the Relationship and the Role that is its DomainRole.

Multiplicity: 1..1

**AssociationEnd: in-relationship**

To: [Relationship](#)

Definition: represents the relationship between a Domain Role and the (unique) Relationship in which it is defined.

Multiplicity: 1..1

### 8.12.6 Association: entity-plays-domain-role

Definition: represents the relationship between an entity type and the domain roles that its instances play.

Properties: derived

#### 8.12.6.1 Association Ends

**AssociationEnd: domain**

To: [EntityType](#)

Definition: represents the (single) entity data type common to all instances that play the Domain Role.

Multiplicity: 1..1

Properties: derived

#### TaggedValues

```
derivation = self->in-relationship->based-on->owning-entity
```

**AssociationEnd: plays-domain-role**

To: [DomainRole](#)

Definition: represents the relationship between an entity type and the domain roles that its instances play.

For each ExplicitAttribute of the EntityType, the EntityType plays a corresponding DomainRole. An EntityInstance is considered to play the DomainRole once for each member of an ExplicitAttribute whose data type is an AggregationType.

Multiplicity: 0..\* unordered

Properties: derived

#### TaggedValues

```
derivation = ((self->attributes) * extent(ExplicitAttribute))->
  creates-relationship->domain
```

### 8.12.7 Association: entity-plays-range-role

Definition: represents the relationship between an entity type and the range roles that its instances play.

Properties: derived

### 8.12.7.1 Association Ends

#### AssociationEnd: plays-range-role

To: [RangeRole](#)

Definition: represents the relationship between an entity type and the range roles that its instances play.

Multiplicity: 0..\* unordered

Properties: derived

**Note** – The derivation of plays-range-role is complex. For each occurrence of the EntityType as a range-type of an ExplicitAttribute, the EntityType plays the corresponding RangeRole (ExplicitAttribute::models-role).

#### AssociationEnd: range

To: [EntityType](#)

Definition: represents the (single) entity data type common to all instances that play the Range Role.

Multiplicity: 1..1

Properties: derived.

#### Tagged Values

```
derivation = self->domain-view->attribute-type
```

### 8.12.8 Association: entity-used-in-attribute

Definition: represents the relationship between the EntityType and the ExplicitAttributes (of other EntityTypes) that establish relationships to it.

#### 8.12.8.1 Association Ends

##### AssociationEnd: range-type

To: [EntityType](#)

Definition: models the relationship between the ExplicitAttribute and the EntityTypes that are, or are members of, its attribute-type. These EntityTypes are the “range” of the Relationship with the “referencing” entity that is created by the ExplicitAttribute.

Multiplicity: 1..\* unordered

##### AssociationEnd: used-in

To: [ExplicitAttribute](#)

Definition: represents the relationship between the EntityType and the ExplicitAttributes (of other EntityTypes) that establish relationships to it.

Multiplicity: 0..\* unordered

### 8.12.9 Association: InverseAttribute-models-role

Definition: represents the relationship between an Inverse Attribute and the domain-role it refers to.

### 8.12.9.1 Association Ends

#### AssociationEnd: models-role

To: [DomainRole](#)

Definition: represents the relationship between an Inverse Attribute and the domain-role it defines. By extension (`models-role:in-relationship`), it models the relationship of the inverse attribute to the Relationship it denotes.

Multiplicity: 1..1

#### AssociationEnd: range-view

To: [InverseAttribute](#)

Definition: represents the relationship between a domain-role and the inverse attributes of the range entities that model it. Different subtypes of the primary “range” entity data type can define different views of (and constraints on) the domain role. The “range” entity has an inverse attribute that defines the “domain” role (the role of the other entity).

Multiplicity: 0..1

### 8.12.10 Association: ExplicitAttribute-creates-relationship

Definition: represents the relationship between an ExplicitAttribute and the Relationship between EntityTypes that it models.

#### 8.12.10.1 Association Ends

##### AssociationEnd: based-on

To: [ExplicitAttribute](#)

Definition: represents the relationship between a Relationship and the ExplicitAttribute on which it is based, i.e., the Attribute that creates the Relationship.

Multiplicity: 1..1

##### AssociationEnd: creates-relationship

To: [Relationship](#)

Definition: represents the relationship between an ExplicitAttribute and the Relationship between EntityTypes that it models.

Multiplicity: 1..\*, unordered

### 8.12.11 Association: ExplicitAttribute-models-role

Definition: represents the relationship between an Invertible Attribute and the RangeRole it defines.

#### 8.12.11.1 Association Ends

##### AssociationEnd: domain-view

To: [ExplicitAttribute](#)

Definition: represents the relationship between a RangeRole and the ExplicitAttribute of the domain/referencing entity that models it.

Multiplicity: 1..1

##### AssociationEnd: models-role

To: [RangeRole](#)

Definition: represents the relationship between an Explicit Attribute and the RangeRole it defines.

**Note** – An explicit attribute defines a RangeRole (and thus a Relationship) if and only if it is an ExplicitAttribute.

Multiplicity: 0..1

### 8.12.12 Association: RangeRole-in-Relationship

Definition: represents the relationship between a Range Role and the (unique) Relationship in which it is defined.

#### 8.12.12.1 Association Ends

**AssociationEnd: in-relationship**

**To: [Relationship](#)**

Definition: represents the relationship between a Range Role and the (unique) Relationship in which it is defined.

Multiplicity: 1..1

**AssociationEnd: range**

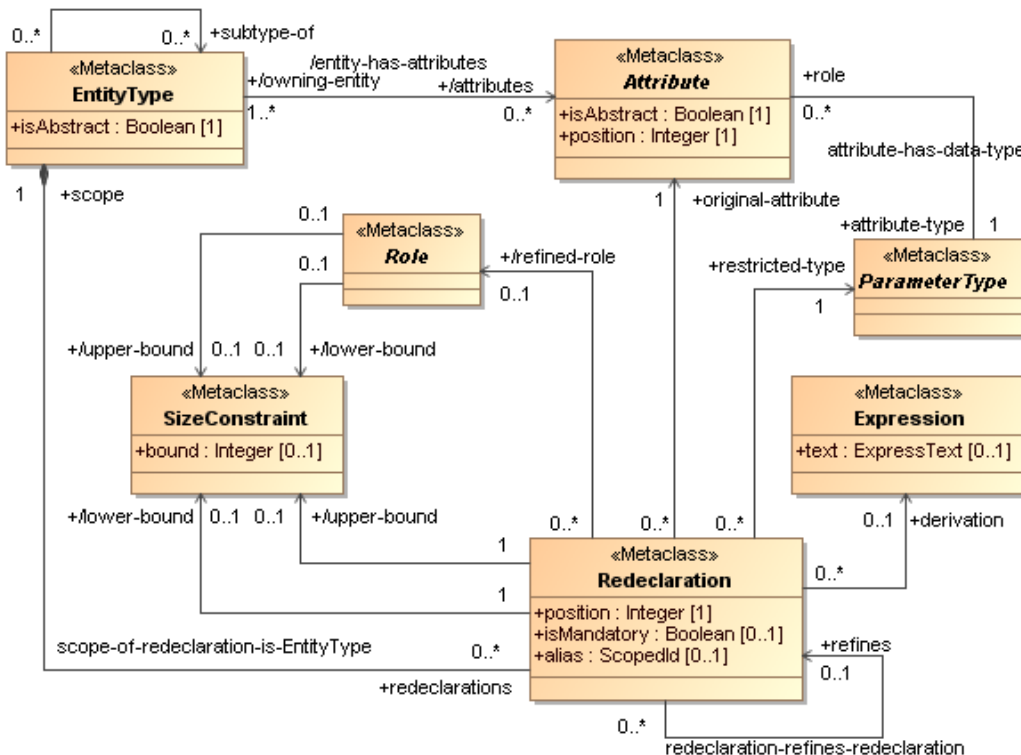
**To: [RangeRole](#)**

Definition: represents the relationship between the Relationship and its “range” role.

Multiplicity: 1..1

## 8.13 Redeclarations

Redeclaration is an EXPRESS mechanism that permits a subtype to “redeclare” an inherited attribute in order to constrain its possible values in instances of the subtype. Figure 8.14 shows the model of this concept, and this section defines the related metamodel elements.



**Figure 8.14 - Redeclarations**

### 8.13.1 Class: Redeclaration

Definition: represents the “redeclaration” of an EXPRESS attribute in a subtype of the entity data type for which that attribute was originally declared. A redeclaration represents a refinement of the original attribute concept in the subtype, and it states corresponding constraints on the possible values of that attribute in the subtype. It may also rename the attribute for the subtype. When the attribute-type of the original-attribute is an EntityType, the Redeclaration may be seen as refining the RangeRole represented by the original-attribute for the domain restricted to the subtype.

**Note** – See 9.2.3.4 of ISO 10303-11:2004.

#### 8.13.1.1 Supertypes

none

#### 8.13.1.2 Attributes

**Attribute: alias**

**To:** [ScopedId](#)

Definition: an additional EXPRESS identifier that may be used to identify the original attribute in this subtype.

**Note** – See 9.2.2.2 of ISO 10303-11:2004.

Multiplicity: 0..1

**Attribute: isMandatory**

**To:** [\(UML\) Boolean](#)

Definition: True if the entity instance is required to have a value for this attribute in this subtype; False if it is permitted to have no specified value. This attribute is only present if isOptional is True for the original attribute.

**Note** – See 9.2.3.4 of ISO 10303-11:2004.

Multiplicity: 0..1

**Attribute: position**

**To:** [\(UML\) Integer](#)

Definition: Represents the position of the redeclaration in the sequence of attribute declarations in the entity declaration. By convention these follow all the new attribute declarations of each kind.

Multiplicity: 1..1

#### 8.13.1.3 Associations

**AssociationEnd: derivation**

**To:** [Expression](#)

Definition: When specified, represents a Redeclaration that redeclares an ExplicitAttribute to be “derived” in the .scope subtype. That is, it declares an Expression that can be used to derive (or validate) the value of the redeclared Attribute in this subtype.

Multiplicity: 0..1

**AssociationEnd: lower-bound**

**To:** [SizeConstraint](#)

Definition: represents the minimum cardinality of the role that is stated by the Redeclaration. This is the case when the

Redeclaration redeclares the `ParameterType` to restrict the minimum size of the aggregate values.

When the restricted-type is an `AggregationType`, the lower-bound `SizeConstraint` is the lower-bound of that `AggregationType`.

Multiplicity: 0..1

Properties: derived.

**AssociationEnd: original-attribute**

To: [Attribute](#)

Definition: identifies the original `Attribute` being redeclared by the Redeclaration. If the Redeclaration redeclares another redeclared-attribute (see `.refines`), the `.original-attribute` is determined transitively. Every Redeclaration ultimately constrains an original attribute in some supertype.

**Note** – See 9.2.3.4 of ISO 10303-11:2004.

Multiplicity: 1..1

**AssociationEnd: refined-role**

To: [Role](#)

Definition: represents the relationship between a Redeclaration and the `Role` represented by the `.original-attribute`.

- If the Redeclaration redeclares an `ExplicitAttribute` that `.isInvertible` (see 8.11.4.2), it refines the corresponding `RangeRole` by restricting the allowable participants in the `RangeRole` for the domain that is the `.scope` of the Redeclaration.
- If the Redeclaration redeclares an `InverseAttribute`, it refines the corresponding `DomainRole` by restricting the allowable participants in the `DomainRole` for the range that is the `.scope` of the Redeclaration.

Multiplicity: 0..1

Properties: derived.

**AssociationEnd: refines**

To: [Redeclaration](#)

Definition: This relationship is present only when a Redeclaration is stated as a refinement of an attribute of a subtype that itself redeclares that attribute. `.refines` refers to the Redeclaration that represents that redeclared attribute.

**Note** – See 9.2.3.4 of ISO 10303-11:2004.

Multiplicity: 0..1

**AssociationEnd: restricted-type**

To: [ParameterType](#)

Definition: when specified, specifies the subtype or specialization of the data type of the original attribute to which all values of the original attribute in instances of the “scope” `EntityType` must conform.

**Note** – See 9.2.3.4 of ISO 10303-11:2004.

Multiplicity: 1..1

**AssociationEnd: scope**

To: [EntityType](#)

via: [scope-of-redeclaration-is-EntityType](#)

Definition: represents the relationship between the Redeclaration and the entity data type to which the redeclaration applies.

Values for the original attribute are constrained by the Redeclaration for instances of the .scope EntityType and all of its subtypes. The .scope EntityType is the namespace of the .alias identifier, if present.

**Note** – See 9.2.3.4 of ISO 10303-11:2004.

Multiplicity: 1..1

**AssociationEnd: upper-bound**

**To: [SizeConstraint](#)**

Definition: represents a restriction on the maximum cardinality of the role that is stated by the Redeclaration. This is the case when the Redeclaration redeclares the ParameterType to restrict the maximum size of the aggregate values.

When the restricted-type is an AggregationType, the upper-bound SizeConstraint is the upper-bound of that AggregationType.

Multiplicity: 0..1

Properties: derived.

#### 8.13.1.4 Other Roles

**From: [Redeclaration](#) as refines**

### 8.13.2 Association: scope-of-redeclaration-is-EntityType

Definition: represents the relationship between the Redeclaration and the entity data type to which the redeclaration applies.

#### 8.13.2.1 Association Ends

**AssociationEnd: redeclarations**

**To: [Redeclaration](#)**

Definition: represents the relationship between the EntityType and any attribute Redeclarations that appear in its declaration.

**Note** – See 9.2.3.4 of ISO 10303-11:2004.

Multiplicity: 0..\* unordered

**AssociationEnd: scope**

**To: [EntityType](#)**

Definition: the entity data type to which the redeclaration applies.

Values for the original attribute are constrained by the Redeclaration for instances of the .scope EntityType and all of its subtypes. The .scope EntityType is the namespace of the .alias identifier, if present.

**Note** – See 9.2.3.4 of ISO 10303-11:2004.

Multiplicity: 1..1

## 8.14 Parametric Datatype Elements

EXPRESS permits the `generalized_type` specifications for formal parameters and attributes of abstract entity data types to contain labeled components that refer to specific elements of the data type of the corresponding actual parameters and instantiable entity subtypes. These labeled components are modeled as ParametricElements. In the declarations of other attributes of the abstract entity data type or other parameters of the same Algorithm, ActualTypeConstraints refer to these ParametricElements. In Algorithm bodies, the specifications of data types that are ActualTypes refer to ParametricElements





### 8.14.1.2 Attributes

none

### 8.14.1.3 Associations

**AssociationEnd: structure-constraints**

**To: [ActualStructureConstraint](#)**

Definition: the ActualStructureConstraints, if any, that constrain the allowable data types of the corresponding actual parameter.

**Note** – See 9.5.3.4 of ISO 10303-11:2004.

Multiplicity: 0..\* unordered

**AssociationEnd: type-constraints**

**To: [ActualTypeConstraint](#)**

Definition: the ActualTypeConstraints, if any, that constrain the allowable data types of the corresponding actual parameter.

**Note** – See 9.5.3.4 of ISO 10303-11:2004.

Multiplicity: 0..\* unordered

**AssociationEnd: type-parameters**

**To: [ParametricElement](#)**

via: [element-has-source](#)

Definition: the ParametricElements, if any, whose declarations are contained in the declared type of the ElementSource (Attribute or Parameter).

**Note** – See 9.5.3.4 of ISO 10303-11:2004.

Multiplicity: 0..\* unordered

## 8.14.2 Class: ParametricElement

Definition: a NamedElement representing a parametric data type – a component of the type description for an abstract Attribute or a formal Parameter that refers to the corresponding type component of the InstantiableType or the corresponding actual parameter. The ParametricElement is denoted by an EXPRESS `type_label` that is unique within the scope of the EntityType or Algorithm.

The `:id` attribute of the ParametricElement represents the EXPRESS `type_label`.

In EXPRESS `entity_declarations`, the first occurrence of the `type_label` among the Attribute declarations defines the ParametricElement. Any later occurrence of the same `type_label` in the Attribute declarations for the same EntityType (even for the same Attribute) specifies an ActualStructureConstraint or an ActualTypeConstraint that is based on the ParametricElement. The `:source` property indicates the Attribute whose data type contains the ParametricElement definition.

In EXPRESS Algorithm declarations, the first occurrence of the `type_label` in the formal parameter list defines the ParametricElement. Any later occurrence of the same `type_label` in the formal parameter list (even in the same Parameter) specifies an ActualStructureConstraint or an ActualTypeConstraint that is based on the ParametricElement. The `:source` property indicates the Parameter whose formal parameter type contains the ParametricElement definition.

**Note** – An EXPRESS `type_label` is not part of the model of a GenericType or AGGREGATeType; it is an identifier for a

ParametricElement that can be used in ActualTypes and ActualTypeConstraints.

Properties: abstract

#### 8.14.2.1 Supertypes

[NamedElement](#)

#### 8.14.2.2 Attributes

none

#### 8.14.2.3 Associations

**AssociationEnd: namespace**

**To: [Scope](#)**

Definition: the EntityType or Algorithm that is the namespace of the ScopedId that is the `type_label`. This relationship is derived – the namespace of a ParametricElement is the same as the namespace of its `:source` element (Attribute or Parameter).

Multiplicity: 1..1

Properties: derived

**Note** – While the derivation has the conceptual form: `self->source->namespace` in all cases, each kind of `source` inherits its `namespace` association from a different supertype.

**AssociationEnd: source**

**To: [ElementSource](#)**

via: [element-has-source](#)

Definition: the ElementSource (Attribute or Parameter) whose declared type is or includes the ParametricElement and defines its `type_label`. The first (by `:position`) Attribute or Parameter whose declared type contains the `type_label` is the source for that ParametricElement and defines the `type_label` as its `:id`.

**Note** – See 9.5.3.4 of ISO 10303-11:2004.

Multiplicity: 1..1

#### 8.14.2.4 Other Roles

none

### 8.14.3 Class: ParametricStructure

Definition: A syntactic occurrence of AGGREGATE within a formal parameter type or attribute type that defines a `type_label`. The ParametricStructure is the first occurrence of the label among the Parameters of the Algorithm or the Attributes of the EntityType.

In an Attribute declaration, the ParametricStructure refers to the structure (ARRAY, BAG, LIST, SET) of the corresponding instantiable AggregationType in corresponding Attributes of subtypes. In a Parameter declaration, the ParametricStructure refers to the structure of the corresponding component of the corresponding ActualParameters.

**Note** – Later occurrences of the `type_label` in the same Scope are ActualStructureConstraints.

Example -- In the EXPRESS declaration:

```
FUNCTION check_properties(inputs: AGGREGATE:ins OF property, selectors:
    AGGREGATE:ins OF BOOLEAN): BOOLEAN;
```

the `AGGREGATE:ins` in the `inputs` parameter declares both an `AGGREGATETYPE` component of the formal-parameter-type of the `inputs` Parameter and a `ParametricStructure` that defines the `type_label` “ins”. The `:source-structure` of the `ParametricStructure` is that `AGGREGATETYPE`. (The `AGGREGATE:ins` in the `selectors` Parameter declares an `AGGREGATETYPE` component and an `ActualStructureConstraint` based on “ins.”)

### 8.14.3.1 Supertypes

[ParametricElement](#)

### 8.14.3.2 Attributes

none

### 8.14.3.3 Associations

**AssociationEnd:** source-structure **to:** [AGGREGATETYPE](#)

via: [AGGREGATETYPE-defines-parameter](#)

Definition: the `AGGREGATETYPE` from whose instantiations the `ParametricStructure` takes its values. That is, the `ParametricStructure` refers to the structure of the attribute-type or the component of the actual parameter that corresponds to this `AGGREGATETYPE`.

**Note** – the `AGGREGATETYPE` is unique and is, or is a component of, the data type of the `:source`, which is a `ParameterType`. Since a `ParameterType` can contain more than one occurrence of `AGGREGATE`, the intended component of the actual parameter type must be explicitly identified.

Multiplicity: 1..1

### 8.14.3.4 Other Roles

**From:** [ActualAGGREGATETYPE](#) as refers-to

**From:** [ActualStructureConstraint](#) as required-structure

## 8.14.4 Class: ParametricType

Definition: A syntactic occurrence of `GENERIC` or `GENERIC_ENTITY` within a formal parameter type or attribute type that defines a `type_label`. The `ParametricType` is the first occurrence of the `type_label` among the `Parameters` of the `Algorithm` or the `Attributes` of the `EntityType`.

In an `EntityType` declaration, the `ParametricType` refers to the corresponding `InstantiableType` component of each corresponding `Attribute`. In an `Algorithm` declaration, the `ParametricType` refers to the data type of the corresponding component of each corresponding `ActualParameter`. Since the `ElementSource` (`Attribute` or `Parameter`) contains exactly one component that is a `GenericType`, the `ParametricType` is always associated with that component.

**Note** – The association between the `ParametricType` and the `GenericType` component is not modeled, since the `GenericType` component is not itself modeled (it is simply an occurrence of one of the two objects of `GenericType`). The association is implied, as stated above, by the (inherited) association to the `ElementSource` (`ParametricElement:source`).

**Note** – Later occurrences of the `type_label` within the same Scope are `ActualTypeConstraints` (see 8.15.2).

**Note** – See ISO 10303-11 clause 9.5.3.4. It also requires that the `ParametricType` must be based on `GENERIC_ENTITY`, i.e., that `isEntity` must be `TRUE`, if the `source` of the `ParametricType` is an `Attribute`.

#### 8.14.4.1 Supertypes

`ParametricElement`

#### 8.14.4.2 Attributes

**Attribute:** `isEntity` **to:** [\(UML\) Boolean](#)

Definition: True if the `ParametricType` is based on `GENERIC_ENTITY`; False if it is based on `GENERIC`.

Multiplicity: 1..1

#### 8.14.4.3 Associations

none

#### 8.14.4.4 Other Roles

From: [ActualGenericType](#) as `refers-to`

From: [ActualTypeConstraint](#) as `required-type`

#### 8.14.4.5 Rules

**Constraint (OCL):**

```
not (self->source.type = Attribute) or (self->isEntity);
```

If the source is an `Attribute`, the `ParametricType` must be based on `GENERIC_ENTITY`.

### 8.14.5 Association: `AGGREGATEType-defines-parameter`

Definition: represents the relationship between a `ParametricStructure` and the `AGGREGATEType` that defines it. The `ParametricStructure` takes on the structure of the actual parameters that conform to this element of the formal parameter type.

#### 8.14.5.1 Association Ends

**AssociationEnd:** `defines-parameter` **To:** [ParametricStructure](#)

Definition: The `ParametricStructure`, if any, that is defined to refer to the structure of the actual data types that conform to this `AGGREGATEType`.

Multiplicity: 0..1

**AssociationEnd:** `structure-source` **To:** [AGGREGATEType](#)

Definition: the `AGGREGATEType` from whose instantiations the `ParametricStructure` takes its values. That is, the `ParametricStructure` refers to the structure of the attribute-type or the component of the actual parameter that corresponds to this `AGGREGATEType`.

**Note** – the `AGGREGATEType` is unique and is, or is a component of, the data type of the `source`, which is a

ParameterType. Since a ParameterType can contain more than one occurrence of AGGREGATE, the intended component of the actual parameter type must be explicitly identified.

Multiplicity: 1..1

### 8.14.6 Association: element-has-source

Definition: represents the relationship between a ParametricElement and the syntactic/semantic element (ElementSource) that contains its definition.

**Note** – See 9.5.3.4 of ISO 10303-11:2004.

#### 8.14.6.1 Association Ends

**AssociationEnd: source**

**To: [ElementSource](#)**

Definition: the ElementSource (Attribute or Parameter) whose declared type is or includes the ParametricElement and defines its `type_label`. The first (by `position`) Attribute or Parameter whose declared type contains the `type_label` is the source for that ParametricElement and defines the `type_label` as its `id`.

Multiplicity: 1..1

**AssociationEnd: type-parameters**

**To: [ParametricElement](#)**

Definition: the ParametricElements, if any, whose declarations are contained in the declared type of the ElementSource (Attribute or Parameter).

Multiplicity: 0..\* unordered

### 8.14.7 Generalization Sets

**Generalization Set: ParametricElement categories**

**complete, disjoint**

Every ParametricElement is one of ParametricType or ParametricStructure.

## 8.15 Actual Type Constraints

EXPRESS permits the `generalized_type` specifications for formal parameters to contain labeled generic components that refer to specific elements of the data type of the corresponding actual parameters. These elements can be referred to in the specifications for the data types of other formal parameters. The effect of such a reference is to state a constraint on the data types of the actual parameters that correspond to the formal parameter that contains the reference to the labeled component. This section provides a model for the capture of such constraints, herein called *ActualTypeConstraints*. The associated concepts are depicted in Figure 8.14 (in Section 8.14 ) and Figure 8.15.

According to clause 9.5.3.4 of ISO 10303-11, the first occurrence of a labeled component in a parameter type is the defining occurrence and subsequent occurrences are constraining references.

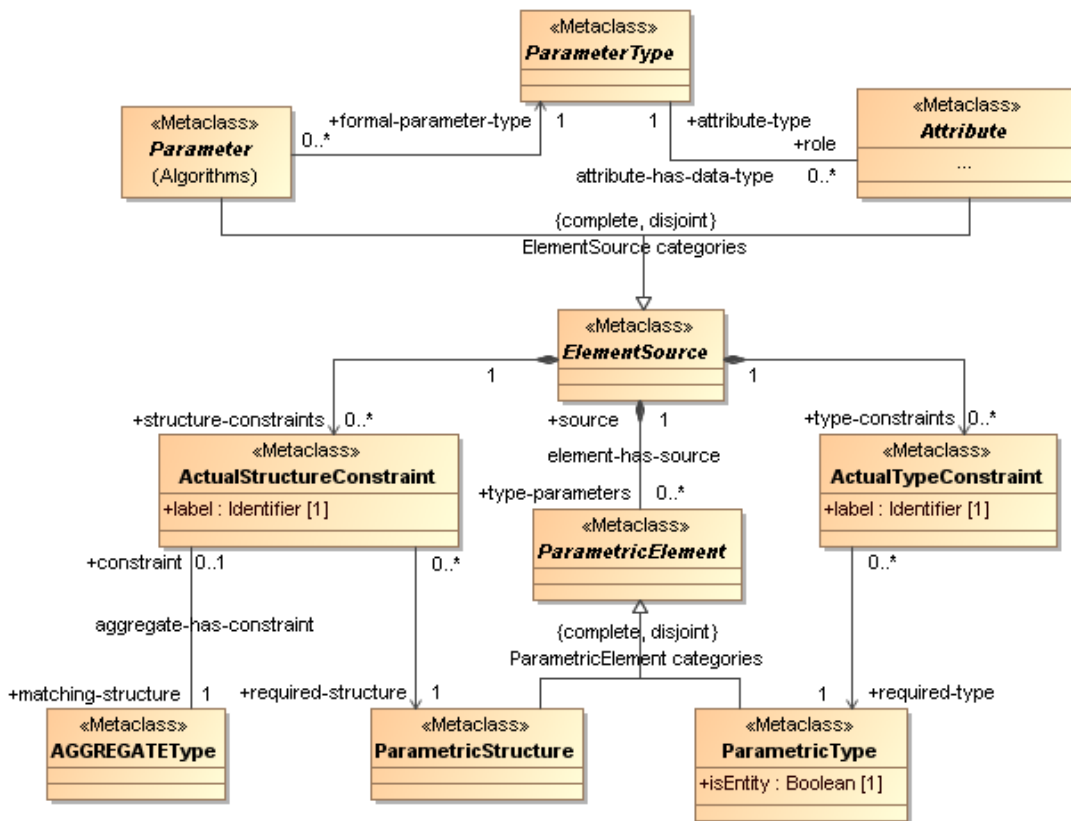


Figure 8.16 - Actual Type Constraints

### 8.15.1 Class: ActualStructureConstraint

Definition: A constraint on the structure of the ConcreteAggregationType that corresponds to a given AGGREGATETYPE. The constraint is declared in EXPRESS by a *type\_label* on the AGGREGATE keyword that occurs in the specification of an attribute-type or a formal-parameter-type, but is not the definition of that *type\_label* (cf. ParametricStructure). The requirement declared by the constraint is that the structure of the ConcreteAggregationType that corresponds to the AGGREGATETYPE that *uses* the *type\_label* (the *:matching-structure*, the component in the data type of the corresponding actual parameter or corresponding instantiable attribute) must be the same as the structure referred to by the ParametricStructure that *defines* the *type\_label* (the *:required-structure*).

**Note** – See 9.5.3.4 of ISO 10303-11:2004.

Example -- In the EXPRESS declaration:

```

FUNCTION check_properties(inputs: AGGREGATE:ins OF property, selectors:
AGGREGATE:ins OF BOOLEAN): BOOLEAN;

```

the AGGREGATE:ins in the inputs parameter declares both an AGGREGATETYPE component of the formal-parameter-type of the inputs Parameter and a ParametricStructure that defines the *type\_label* "ins." The AGGREGATE:ins in the selectors Parameter declares both an AGGREGATETYPE component of the formal-parameter-type of the selectors Parameter and an ActualStructureConstraint based on "ins." The *matching-structure* of the

ActualStructureConstraint is the AggregateType of the selectors parameter, and the *required-structure* is the

ParametricStructure declared by the `inputs` parameter.

### 8.15.1.1 Supertypes

none

### 8.15.1.2 Attributes

**Attribute:** `label`

**To:** [Core::Identifier](#)

Definition: the EXPRESS `type_label` on the AGGREGATE keyword that denotes the constraint. Any occurrence of the same `type_label` after the first denotes a constraint.

Multiplicity: 1..1

### 8.15.1.3 Associations

**AssociationEnd:** `matching-structure`

**To:** [AGGREGATeType](#)

via: [aggregate-has-constraint](#)

Definition: the AGGREGATeType component to which the constraint applies, i.e., the AGGREGATeType that is denoted by the AGGREGATE keyword that uses the `type_label`.

Multiplicity: 1..1

**AssociationEnd:** `required-structure`

**To:** [ParametricStructure](#)

Definition: the ParametricStructure that defines the EXPRESS `type_label` that is used to establish the constraint. The `:required-structure` defines the required structure (ARRAY, BAG, LIST, SET) of the ConcreteAggregationType that corresponds to the AGGREGATeType that is the `:matching structure`.

Multiplicity: 1..1

### 8.15.1.4 Other Roles

**From:** [ElementSource](#) as `structure-constraints`

## 8.15.2 Class: ActualTypeConstraint

Definition: a constraint on the InstantiableType that corresponds to a given GenericType component of an attribute-type or a formal-parameter-type. The constraint is declared in EXPRESS by a `type_label` (the `:label` property) on a GENERIC or GENERIC\_ENTITY keyword that occurs in the specification of the formal-parameter-type, but is not defined there. The requirement declared by the constraint is that the InstantiableType that corresponds to the GenericType component that *uses* the `type_label` (the component in the data type of the corresponding actual parameter or corresponding instantiable attribute) must be type compatible with the InstantiableType to that corresponds to the ParametricType that *defines* the `type_label` (the `:required-type`).

If the formal parameter types of additional Parameters of the same Algorithm contain the same `type_label`, each such occurrence constitutes a distinct ActualTypeConstraint.

The data type of the ElementSource (Attribute or Parameter) that has the ActualTypeConstraint contains exactly one occurrence of a GenericType (GENERIC or GENERIC\_ENTITY). That occurrence is the component that is constrained by the ActualTypeConstraint.

**Note** – See 9.5.3.4 of ISO 10303-11:2004.

### 8.15.2.1 Supertypes

none

### 8.15.2.2 Attributes

**Attribute:** label

**To:** [Identifier](#)

Definition: the EXPRESS `type_label` on the `GENERIC` or `GENERIC_ENTITY` keyword that denotes the constraint. Any occurrence of the same `type_label` after the first denotes a constraint.

**Note** – See 9.5.3.4 of ISO 10303-11:2004.

Multiplicity: 1..1

### 8.15.2.3 Associations

**AssociationEnd:** required-type

**To:** [ParametricType](#)

Definition: the `ParametricType` that defines the EXPRESS `type_label` that is used to establish the constraint. The `ParametricType` defines the data type with which the component of the data type of the actual parameter that has the `ActualTypeConstraint` must be compatible.

Multiplicity: 1..1

### 8.15.2.4 Other Roles

**From:** [Parameter](#) as type-constraints

## 8.15.3 Association: aggregate-has-constraint

Definition: the relationship between an `AGGREGATE` type specification and its `ActualStructureConstraint`, if any.

### 8.15.3.1 Association Ends

**AssociationEnd:** constraint

**To:** [ActualStructureConstraint](#)

Definition: the `ActualStructureConstraint`, if any, that applies to this component of the `GeneralizedType` specification.

**Note** – Only an `AGGREGATETYPE` that appears in the specification of the data type of a `Parameter` or an `Attribute` of an abstract entity data type can have an `ActualStructureConstraint`. The `AGGREGATETYPE` has an `ActualStructureConstraint` only if it has a syntactic `type_label` and does not itself define that `type_label`.

**Note** – See 9.5.3.4 of ISO 10303-11:2004.

Multiplicity: 0..1

**AssociationEnd:** matching-structure

**To:** [Core::AGGREGATETYPE](#)

Definition: the `AGGREGATETYPE` component to which the constraint applies, i.e., the `AGGREGATETYPE` that is denoted by the `AGGREGATE` keyword that uses the `type_label`.

Multiplicity: 1..1



## 8.16 Expressions and Instances

This section of the Core model introduces the basic concepts for Expression and Instance, which are expanded in other packages. They are provided here so that implementations need not support the Expressions and Instances Packages in order to support all features of the Core model.

For Expressions, the Core package contains only the class Expression. The optional `text` attribute allows an Expression to be represented as verbatim EXPRESS language text. The Expressions package (see Clause 12) models the subclasses of Expression that represent the semantic interpretation of the parsed language text. Support for the Expressions Package is a compliance point (see Section 4.4).

The class Instance is abstract. The Core package contains the Instance concept solely in order to model the semantics of Expressions. The Instances Package (see Clause 9) models the detailed expansion of the Instance concept, including all of the instantiable subclasses. Support for the Instances package is a compliance point (see Section 4.4.1). Implementations that do not support the Instances package do not, in general, need to provide any implementation of the Instances class, and may provide any simple implementation where needed.

Figure 8.17 shows the base Expression and Instance concepts, and they are described below.

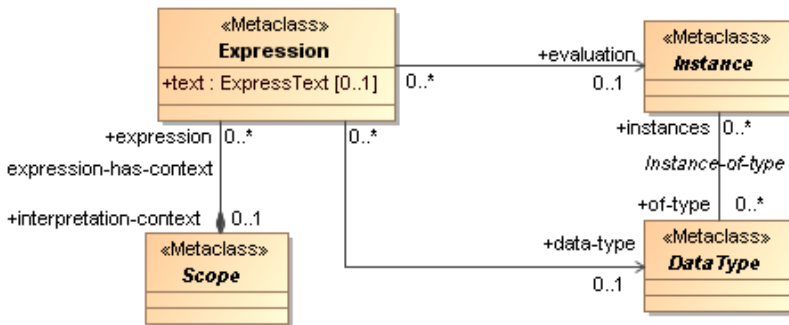


Figure 8.17 - Basic Expression Concepts

### 8.16.1 Class: Expression

**Definition:** In general, an Expression is the representation of an Instance by a set of computational operations that will produce that Instance when performed in the context in which the Expression occurs. An Expression is always evaluated in a context which determines the Instances denoted by the model elements (e.g., Variables, Attributes, etc.) that appear in the Expression. This context is explicit in the model element that contains the Expression being evaluated, but it implicitly includes the Population under study. The Instance produced by the same Expression may vary from context to context. The Instance produced is said to be the *value*, or the *evaluation*, of the Expression.

**Note –** In general, Expressions are treated as reusable. It is recommended, however, that, except for literals and local variables, each occurrence should be a unique object. A few uses of Expression are not treated in the model as reusable, specifically those that are the definitions of Rules.

#### 8.16.1.1 Supertypes

none

### 8.16.1.2 Attributes

**Attribute: text**

**To: [ExpressText](#)**

Definition: represents the actual EXPRESS language text denoting the Expression. The text is required if the Expressions Package is not implemented. It is optional in most cases when the Expressions Package is implemented. Certain forms of Expression (in the Expressions Package) specialize the text attribute.

Multiplicity: 0..1

### 8.16.1.3 Associations

**AssociationEnd: data-type**

**To: [DataType](#)**

Definition: represents the DataType of the evaluation of the Expression. While the result of an Expression always has a DataType, it is not always possible to determine at model-analysis time what that data type is. And in many cases, even when it is known, it is not necessary to specify it.

Multiplicity: 0..1

**AssociationEnd: evaluation**

**To: [Instance](#)**

Definition: represents the Instance (value) that results from evaluating the Expression. Since the same Expression can be evaluated in more than one “situation,” i.e., different values for the operands, the result in each situation may be a different Instance. The evaluation is included in a model, however, only when it is “constant” and can be computed at “compile time.”

Multiplicity: 0..1

**AssociationEnd: interpretation-context**

**To: [Scope](#)**

via: expression-has-context

Definition: An Expression is always evaluated in a context which determines the assignment of specific instances of model elements to symbols (e.g., Variables, Attributes, etc.). When the Expression is represented by text only, this view of the relationship is usually required, but it may be implicit in many cases. When the Expression is represented by the detailed model elements in the Expressions Package, the interpretation of the Text has been done, and this view of the association is purely documentary and not required. Certain permissible EXPRESS constructs, however, only permit interpretation of certain keyword symbols to Operations in the presence of actual operand Instances.

Multiplicity: 0..1

### 8.16.1.4 Other Roles

From: [ArrayBound](#) as bound-expression

From: [DerivedAttribute](#) as derivation

From: [DomainConstraint](#) as asserts

From: [Redeclaration](#) as derivation

From: [Algorithms::LocalVariable](#) as initial-value

From: [Expressions::AggregateIndex](#) as index-value

From: [Expressions::AttributeBinding](#) as attribute-value

From: [Expressions::BinaryIndex](#) as first-bit

From: [Expressions::BinaryIndex](#) as last-bit

From: [Expressions::BinaryOperation](#) as right-operand  
From: [Expressions::BinaryOperation](#) as left-operand  
From: [Expressions::Coercion](#) as operand  
From: [Expressions::IndexOperation](#) as base-value  
From: [Expressions::MemberBinding](#) as member-value  
From: [Expressions::PassByValue](#) as actual-value  
From: [Expressions::QueryExpression](#) as aggregate-operand  
From: [Expressions::QueryExpression](#) as select-condition  
From: [Expressions::RepeatCount](#) as derivation  
From: [Expressions::Selector](#) as entity-instance  
From: [Expressions::StringIndex](#) as first-code  
From: [Expressions::StringIndex](#) as last-code  
From: [Expressions::UnaryOperation](#) as unary-operand  
From: [Instances::Constant](#) as value-expression  
From: [Rules::NamedRule](#) as asserts-expression  
From: [Rules::SubtypeConstraint](#) as equivalent-rule  
From: [Statements::Assignment](#) as assigned-value  
From: [Statements::CaseAction](#) as label-value  
From: [Statements::CaseStatement](#) as selection-expression  
From: [Statements::ControlVariable](#) as bound-value  
From: [Statements::ControlVariable](#) as increment  
From: [Statements::ControlVariable](#) as initial-value  
From: [Statements::IfStatement](#) as if-condition  
From: [Statements::MemberCell](#) as index-value  
From: [Statements::RepeatStatement](#) as while-expression  
From: [Statements::RepeatStatement](#) as until-expression  
From: [Statements::ReturnStatement](#) as return-value

#### 8.16.1.5 Rules

##### Constraint ()

An Expression can only exist to fulfill a role.

#### 8.16.2 Class: Instance

Definition: an object that is in the domain of a DataType - any real or conceptual object, information unit or data element.

Properties: abstract

##### 8.16.2.1 Supertypes

none

### 8.16.2.2 Attributes

none

### 8.16.2.3 Associations

**AssociationEnd: appears-in-population**

**To: [Instances::Population](#)**

via: [Instances::instance-appears-in-population](#)

Definition: represents the relationship between an Instance and the Populations in which it appears.

Multiplicity: 0..\* unordered

**AssociationEnd: of-type**

**To: [DataType](#)**

Definition: the DataType(s) that are instantiated in the Instance. With the exception of the Indeterminate Instance (see 10.2.4), every modeled Instance instantiates at least one modeled DataType; an Instance may instantiate more than one.

A modeled Instance should be modeled as an Instance of its “declared type.” It may, but need not, be modeled as an Instance of all the supertypes or SelectTypes that it instantiates.

Multiplicity: 0..\*

### 8.16.2.4 Other Roles

From: [Expression](#) as evaluation

From: [Instances::ArrayMember](#) as member-value

From: [Instances::ListMember](#) as member-value

From: [Instances::BagMember](#) as member-value

From: [Instances::SETValue](#) as member-value

From: [Instances::AttributeValue](#) as actual-value

From: [Instances::Constant](#) as actual-value

### 8.16.2.5 Rules

**Constraint (OCL): datatype-required**

```
self = INDETERMINATE or exists(self->of-type);;
```

Every Instance except INDETERMINATE has at least one data type.

## 8.16.3 Association: expression-has-context

Definition: represents the relationship between an Expression and the Scope in which all of its elements can be properly interpreted.

**Note** – This association is bi-directional so that the interpretation-context Scope can serve as a container for the Expression objects in the MOF/XMI structure.

### 8.16.3.1 Association Ends

**Association End: Scope.expression**

**To: Expression**

Definition: The Expressions whose interpretation-context is the Scope.

Multiplicity: 0..\*, composite

**AssociationEnd: interpretation-context**

**To: Scope**

Definition: An Expression is always evaluated in a context which determines the assignment of specific instances of model elements to symbols (e.g., Variables, Attributes, etc.). When the Expression is represented by text only, this view of the relationship is usually required, but it may be implicit in many cases. When the Expression is represented by the detailed model elements in the Expressions Package, the interpretation of the Text has been done, and this view of the association is purely documentary and not required. Certain permissible EXPRESS constructs, however, only permit interpretation of certain keyword symbols to Operations in the presence of actual operand Instances.

Multiplicity: 0..1

### 8.16.4 Association: instance-of-type

Definition: represents the abstract relationship between an Instance (a value) and the DataTypes that it instantiates.

#### 8.16.4.1 Association Ends

**AssociationEnd: instances**

**To: [Instance](#)**

Definition: the modeled Instances of the DataType, if any. In general, Instances of a DataType are not modeled unless they appear directly in a Schema.

**Note** – For most DataTypes, navigating the association in this direction is not a required feature of the model.

Multiplicity: 0..\* unordered.

**AssociationEnd: of-type**

**To: [DataType](#)**

Definition: the DataType(s) that are instantiated in the Instance. Every modeled Instance instantiates at least one modeled DataType; an Instance may instantiate more than one.

Multiplicity: 1..\* unordered.

## 8.17 Instance Package: BuiltInTypes

This Package is a part of the Core Package. It contains required instances of subclasses of SimpleType. All of the other instances of SimpleType appear in a Schema as a SimpleType with a constraint or a precision.

**Note** – The purpose of making this a Package is to separate the class model from the “ground facts.”

**Note** – Important: This Package is not included in the MOF Model of EXPRESS. Instead, all of the BuiltInTypes are conveyed in the EXPRESSElements Module that is described in Section 16.

**Note** – The .appears-in Scope for all of these objects is the EXPRESS language itself, and is therefore left empty in most implementation models. It is here identified as the artificial context introduced in the EXPRESSElements module and shown in Figure 8.18.

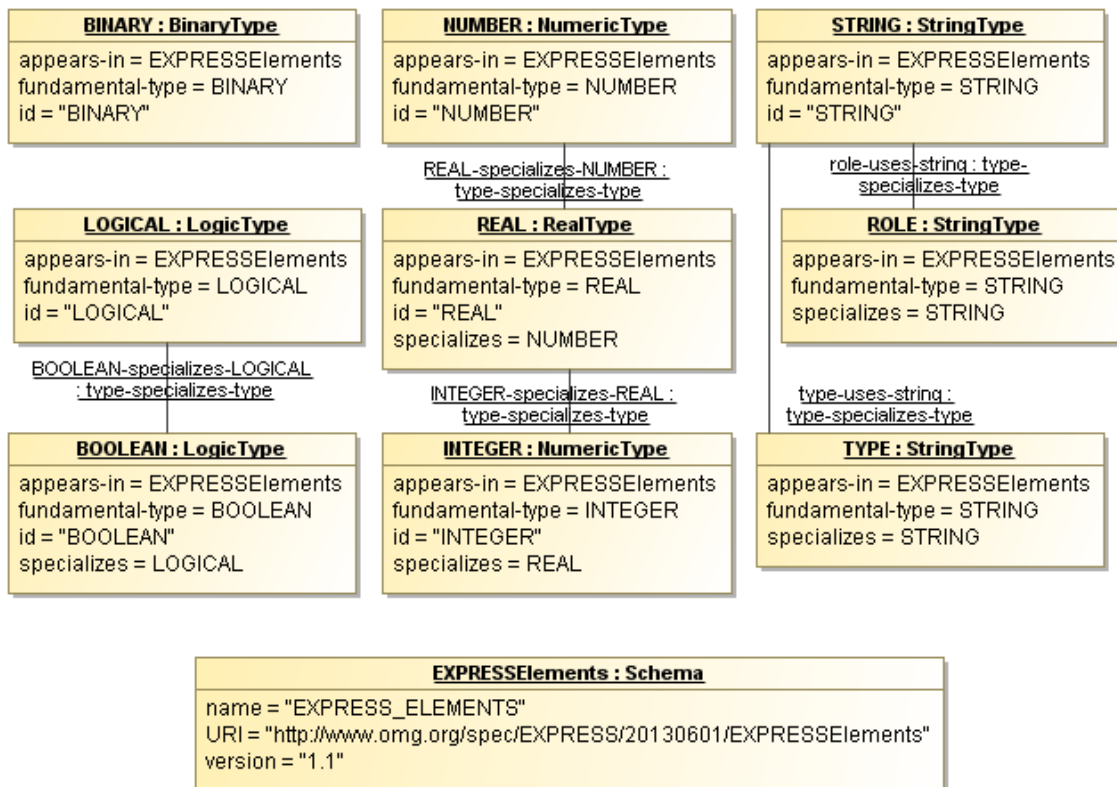


Figure 8.18 - Instance Model for Built-In Types

## 8.17.1 Dependencies

### Dependency on Class: [Core::SimpleType](#)

Stereotypes: `instantiates`

This Package provides base individuals that are always instances of SimpleType (that is, instances of its subtypes).

### 8.17.2 Instance: BINARY

Type: [Core::BinaryType](#)

Definition: represents the EXPRESS type BINARY without length constraints.

**Note** – The class BinaryType also includes instances of EXPRESS BINARY that have declared length constraints.

### 8.17.2.1 Slots

**Attribute: id** Value: "BINARY"

**Attribute: fundamental-type** Value: BINARY

### 8.17.3 Instance: BOOLEAN

Type: [Core::LogicType](#)

Definition: represents the EXPRESS type BOOLEAN

**Note** – BOOLEAN and LOGICAL are the only instances of LogicType.

#### 8.17.3.1 Slots

**Attribute: id** Value: "BOOLEAN"

**Attribute: fundamental-type** Value: BOOLEAN

**Attribute: specializes** Value: LOGICAL

### 8.17.4 Instance: INTEGER

Type: [Core::NumericType](#)

Definition: represents the EXPRESS type INTEGER

**Note** – INTEGER and NUMBER are the only instances of NumericType that are not RealTypes.

#### 8.17.4.1 Slots

**Attribute: id** Value: "INTEGER"

**Attribute: fundamental-type** Value: INTEGER

**Attribute: specializes** Value: REAL

### 8.17.5 Instance: LOGICAL

Type: [Core::LogicType](#)

Definition: represents the EXPRESS type LOGICAL

**Note** – BOOLEAN and LOGICAL are the only instances of LogicType.

### 8.17.5.1 Slots

**Attribute: id** **Value: "LOGICAL"**

**Attribute: fundamental-type** **Value: LOGICAL**

### 8.17.6 Instance: NUMBER

Type: [Core::NumericType](#)

Definition: represents the EXPRESS type NUMBER

**Note** – INTEGER and NUMBER are the only instances of NumericType that are not RealTypes.

#### 8.17.6.1 Slots

**Attribute: id** **Value: "NUMBER"**

**Attribute: fundamental-type** **Value: NUMBER**

### 8.17.7 Instance: REAL

Type: [Core::RealType](#)

Definition: represents the EXPRESS type REAL without a precision specification.

**Note** – The class RealType also includes instances of EXPRESS REAL that have precision specifications.

#### 8.17.7.1 Slots

**Attribute: id** **Value: "REAL"**

**Attribute: fundamental-type** **Value: REAL**

**Attribute: specializes** **Value: NUMBER**

### 8.17.8 Instance: ROLE

Type: [Core::StringType](#)

Definition: ROLE is the StringType whose instances are the names of Attributes, i.e. the result of RolesOf and the formal second operand of UsedIn. These objects are data typed STRING in Part 11, but they have reserved syntax and reserved interpretation. In order to facilitate mappings to other languages, these data types are explicitly identified, and coerced to/from STRING where necessary.

**Note** – See Clause 15.20 of ISO 10303-11:2004.

#### 8.17.8.1 Slots

**Note** – the .id attribute is not present, because the ROLE data type does not have an EXPRESS designation.



**Attribute: fundamental-type** **Value: STRING**

**Attribute: specializes** **Value: STRING**

### 8.17.9 Instance: STRING

Type: [Core::StringType](#)

Definition: represents the EXPRESS type STRING without constraints.

**Note** – The class StringType also includes TYPE, ROLE and instances of EXPRESS STRING that have declared length constraints.

#### 8.17.9.1 Slots

**Attribute: id** **Value: "STRING"**

**Attribute: fundamental-type** **Value: STRING**

### 8.17.10 Instance: TYPE

Type: [Core::StringType](#)

Definition: TYPE is the StringType whose instances are the names of DataTypes (TypeNames), i.e., the result of TypeOf and related operands. These objects are data typed STRING in Part 11, but they have reserved syntax and reserved interpretation. In order to facilitate mappings to other languages, these data types are explicitly identified, and coerced to/from STRING where necessary.

**Note** – See Clause 15.25 of ISO 10303-11:2004.

#### 8.17.10.1 Slots

**Note** – the .id attribute is not present, because the TYPE data type does not have an EXPRESS designation.

**Attribute: fundamental-type** **Value: STRING**

**Attribute: specializes** **Value: STRING**

## 8.18 Instance Package: GenericTypes

This Package is a part of the Core Package. It contains the required instances of the class GenericType. There are no other instances of the class GenericType.

**Note** – The purpose of making this a Package is to separate the class model from the “ground facts.”

**Note – Important:** This Package is not included in the MOF Model of EXPRESS. Instead, all of the built-in GenericTypes are conveyed in the EXPRESSElements Module that is described in Section 16.

**Note** – The .appears-in Scope for all of these objects is the EXPRESS language itself, and is therefore left empty in most implementation models. It is here identified as the artificial context introduced in the EXPRESSElements module and shown in Figure 8.18 .





# 9 Enumerations

The Enumerations Package contains the EnumerationItem concept and its relationships to EnumerationType in the Core Package. It also contains the abstract subclass ConcreteType, which is a subclass of Instance and a supertype of EnumerationItem. The purpose of the Enumerations Package is to support a compliance point consisting of the Core Package (schema declarations) and EnumerationItems, without requiring support for the full Instances Package.

## 9.1 Imported Packages

Imports Package: [Core](#)

The Enumerations Package imports the Core Package for the EnumerationType and Instance concepts.

## 9.2 Enumeration Items

Figure 9.1 shows the overall model of EnumerationItems, i.e., Instances of EXPRESS ENUMERATION data types. EnumerationItems are ConcreteValues.

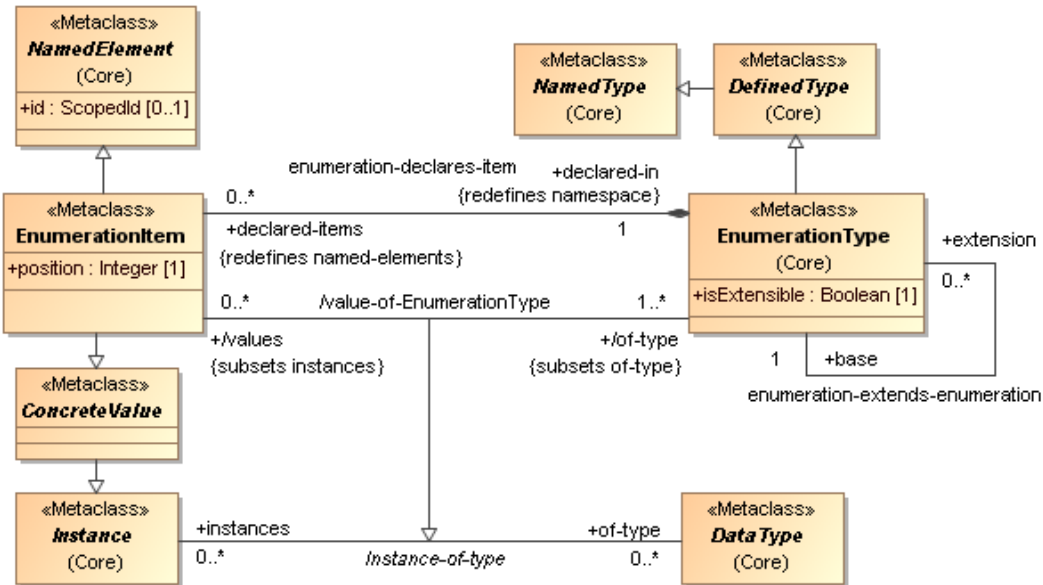


Figure 9.1 - Enumeration Items

### 9.2.1 Class: ConcreteValue

Definition: represents a data item, an Instance that is an item of information that has an explicit data representation conveying its meaning.

Properties: abstract

**Note** – ConcreteValue is included in this Package in order to enable a consistent “package merge” of the Enumerations Package into the Instances Package. Its real usage is described in the Instances Package.

### 9.2.1.1 Supertypes

[Core::Instance](#)

### 9.2.1.2 Attributes

none

### 9.2.1.3 Associations

none

### 9.2.1.4 Other Roles

none

## 9.2.2 Class: EnumerationItem

Definition: a ConcreteValue representing a named value of an EnumerationType. An EnumerationItem is also a TypedInstance, because the corresponding EnumerationType has an Identifier. An EnumerationItem is also a NamedElement. The scope (namespace) of its identifier is the EnumerationType.

**Note** – See 8.4.1 of ISO 10303-11:2004.

### 9.2.2.1 Supertypes

[ConcreteValue](#), [Core::NamedElement](#)

### 9.2.2.2 Attributes

**Attribute: position**

**To: [\(UML\) Integer](#)**

Definition: Represents the position of the Enumeration Item in the list of items in the type\_declaration that defines the EnumerationItem. That is, :position relates to the :declared-in EnumerationType. When the number of values of :of-type (the types of which this EnumerationItem is a value) is exactly 1, the position defines an ordering on the values of the EnumerationType.

Multiplicity: 1..1

### 9.2.2.3 Associations

**AssociationEnd: declared-in**

**To: [Core::EnumerationType](#)**

via: [enumeration-declares-items](#)

redefines: [Core::NamedElement.namespace](#)

Definition: represents the relationship between an EnumerationItem and the EnumerationType whose declaration defines the item.

Multiplicity: 1..1

**AssociationEnd: of-type**

**To: [Core::EnumerationType](#)**

via: [value-of-EnumerationType](#)

Definition: represents the relationship between an EnumerationItem and the EnumerationTypes of which it is a value.

With respect to a given “governing schema” and all of the SchemaElements it defines and interfaces, each declared EnumerationItem is a value of every EnumerationType that is related by extension to the EnumerationType in which it is declared. That is, it is a value of

- (a) the EnumerationType `self->declared-in`;
- (b) the EnumerationType that is the `:base` of that EnumerationType, if any, and recursively of all EnumerationTypes related by `:base`, and
- (c) each EnumerationType that is an `.extension` of any of the EnumerationTypes related by either (a) or (b) above, and recursively of all EnumerationTypes related to them by `:extension`.

**Note** – See 8.4.1 of ISO 10303-11:2004.

Multiplicity: 1..\* unordered

Properties: derived.

#### 9.2.2.4 Other Roles

From [Expressions::EnumItemRef](#) as refers-to

#### 9.2.2.5 Rules

##### Constraint (OCL)

```
exists(self->id) ;
```

Every EnumerationItem shall have an Identifier.

### 9.2.3 Association: enumeration-declares-items

Definition: represents the relationship between an EnumerationItem and the EnumerationType whose declaration defines the item.

This can be different from value-of-EnumerationType (see below) only when the EnumerationType is EXTENSIBLE, or is itself the extension of another EnumerationType.

#### 9.2.3.1 Supertypes

[Core::element-defined-in-scope](#)

#### 9.2.3.2 Association Ends

**AssociationEnd: declared-in**

**To:** [Core::EnumerationType](#)

Definition: represents the relationship between an EnumerationItem and the EnumerationType whose declaration defines the item.

Multiplicity: 1..1

**AssociationEnd: declared-items****To:** [EnumerationItem](#)

Definition: represents the relationship of an EnumerationType to the EnumerationItems that are declared in its type\_declaration. For extended enumeration types, this is distinct from the :values relationship, which captures all of the valid values of the type.

**Note** – See 8.4.1 of ISO 10303-11:2004.

Multiplicity: 0..\* unordered

Properties: composite

**9.2.4 Association: value-of-EnumerationType**

Definition: represents the relationship between an EnumerationType and the EnumerationItems that are valid values of the type.

Properties: derived

**9.2.4.1 Association Ends****AssociationEnd: of-type****To:** [Core::EnumerationType](#)

Definition: represents the relationship between an EnumerationItem and the EnumerationTypes of which it is a value.

With respect to a given “governing schema” and all of the SchemaElements it defines and interfaces, each declared EnumerationItem is a value of every EnumerationType that is related by extension to the EnumerationType in which it is declared. That is, it is a value of

- (a) the EnumerationType self->declared-in;
- (b) the EnumerationType that is the :base of that EnumerationType, if any, and recursively of all EnumerationTypes related by :base; and
- (c) each EnumerationType that is an .extension of any of the EnumerationTypes related by either (a) or (b) above, and recursively of all EnumerationTypes related to them by :extension.

**Note** – See 8.4.1 of ISO 10303-11:2004.

Multiplicity: 1..\* unordered

Properties: derived.

**AssociationEnd: values****To:** [EnumerationItem](#)

Definition: represents the relationship between an EnumerationType and the EnumerationItems that are valid values of the type.

An EnumerationItem is a value of every EnumerationType that is related by extension to the type that declares it. This relationship can be derived recursively as the union of the values of the :declared-items attribute for the EnumerationType, for each EnumerationType in the sequence of :base relationships from the EnumerationType, and from all the extensions of the EnumerationType.

**Note** – See clause 8.4.1 of ISO 10303-11:2004.

Multiplicity: 0..\* unordered

Properties: derived.

**Note** – The derivation of the values of `:values` is a recursive operation, described in the text above.





## 10 Package : Instances

The Instances Package contains all of the Instance concepts that go with the Type concepts in the Core Package. The Instances Package incorporates the model elements in the Enumerations Package, in order to do this.

The purpose of the Instances Package is to provide a model representation for specific Instances that are explicitly referred to in a Schema. A tool that supports the [Expressions](#) Package may also use Instances to represent the values of expressions that can be statically evaluated.

**Note** – It is possible to represent an actual Population as an instance of this package, but such a representation is “unexpected.” In MOF terminology, the EXPRESS metamodel defined in this specification is an M2 model. An EXPRESS Schema and its contents constitute an M1 population that conforms to this metamodel. A Population (in the EXPRESS sense) should be represented as an M0 population that conforms to the M1 model of the governing-schema. Representing that Population as an instance of this package would make it an M1 population that carries direct M1 links to the M1 objects representing the model elements of the EXPRESS Schema. While such a representation is (accidentally) enabled by this Package, that is not the purpose of this package, and it is not to be considered a required part of any compliance point.

### 10.1 Imported Packages

**Merges Package:** [Enumerations](#)

The Instance Package extends the ConcreteType and EnumerationItem model elements from the EnumerationsPackage, while importing the properties and associations modeled therein.

By way of the Enumerations Package, the Instances Package imports the Core Package for the InstantiableType concepts that are the data types of the individuals (Instances).

### 10.2 Overview of Instances

Figure 10.1 shows the overall model of Instances of EXPRESS data types. Instances are divided into TypedInstances, ConcreteValues, and two special categories – Indeterminate and PartialEntityValue, as listed below.

- TypedInstances represent instances of NamedTypes. There are three subcategories – EntityInstances, SpecializedValues and EnumerationItems. TypedInstances are the instances that can be values of SelectTypes. Each of the subcategories corresponds to one of the other subtypes of NamedType.
- ConcreteValues are Instances that can be the fundamental values of SpecializedValues – the values of SpecializationTypes. There are three subcategories – SimpleValues, AggregateValues and EnumerationItems. SimpleValues correspond to the SimpleTypes. AggregateValues correspond to the ConcreteAggregationTypes. EnumerationItems correspond to EnumerationTypes, and because EnumerationTypes are NamedTypes, EnumerationItems are also TypedInstances.
- Indeterminate is the class that corresponds to the EXPRESS constant “?”, which can be considered to be an instance of all EXPRESS data types, or of none of them.
- PartialEntityValues only arise as the results of Expressions. They are described in detail in Section 10.5.6, which deals with values of EntityTypes.

This section defines the Instance concepts associated with EXPRESS defined data types — Select types, Enumeration types, and Specializations — in detail. SimpleValues, AggregateValues, values of EntityTypes are described in subsequent sections.

While the domains of EXPRESS data types are often unbounded, only those Instances that actually occur in, or as a result of an Expression in, a Schema need to be materialized in a metamodel population that represents the Schema. Similarly, in a Population that is realized as an instance of this package, only the Instances actually occurring in that Population need to be represented.

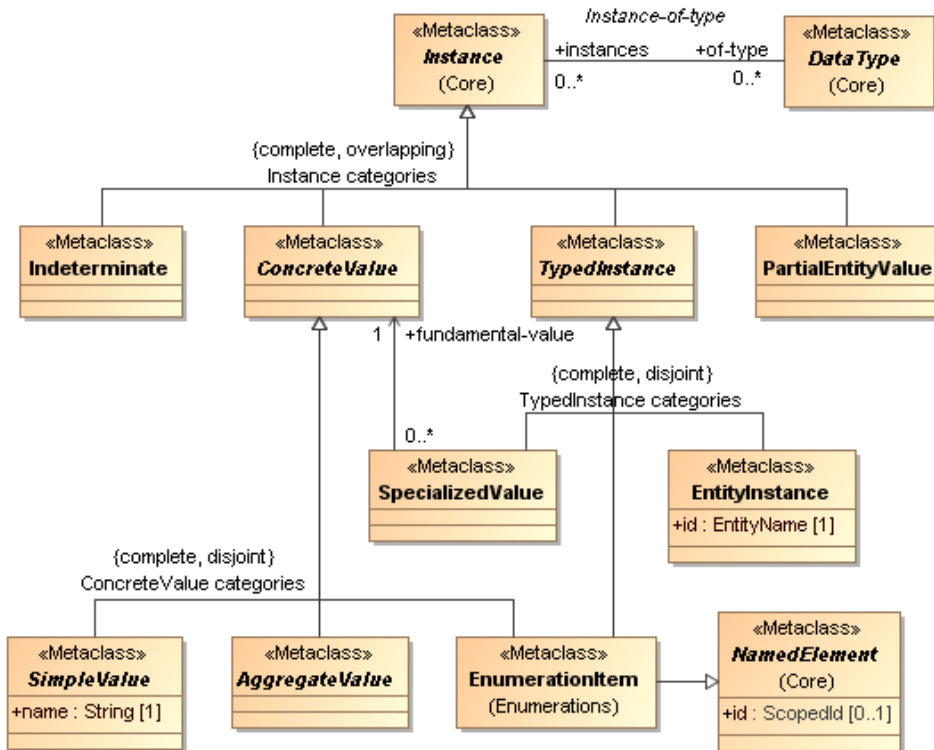


Figure 10.1 - Overview of Instances

### 10.2.1 Class Core::Instance

Definition: an object that is in the domain of a DataType - any real or conceptual object, information unit or data element.

Properties: abstract

**Note** – The Instance concept, and all its properties, is defined in the Core Package, so that it may be referenced in other Packages without creating interdependencies. There is no real requirement for support of Instances in the Core Package. This entry serves to define the Instance concept in the context of the Instances Package, and to provide a link to the complete specification in 8.17.2.

### 10.2.2 Class: ConcreteValue

Definition: represents a data item, an Instance that is an item of information that has an explicit data representation conveying its meaning.

Properties: abstract

**Note** – ConcreteValue is defined in the Enumerations Package. The Instances Package extends it, but only by adding a (passive) role: It represents the instances that can be fundamental-values of SpecializedValues.

### 10.2.2.1 Supertypes

[Core::Instance](#)

### 10.2.2.2 Attributes

none

### 10.2.2.3 Associations

none

### 10.2.2.4 Other Roles

From: [SpecializedValue](#) as fundamental-value

## 10.2.3 Class: EnumerationItem

Definition: a ConcreteValue representing a named value of an EnumerationType. An EnumerationItem is also a TypedInstance, because the corresponding EnumerationType has an Identifier. An EnumerationItem is also a NamedElement. The scope (namespace) of its identifier is the EnumerationType.

**Note** – EnumerationItem is defined in the EnumerationsPackage. The Instances Package extends EnumerationItem by making it a subclass of TypedInstance, and inheriting those properties. There are no other changes or additions.

### 10.2.3.1 Supertypes

[ConcreteValue](#), [TypedInstance](#), [Core::NamedElement](#)

### 10.2.3.2 Attributes

no additions or changes

### 10.2.3.3 AssociationEnds

no additions or changes

### 10.2.3.4 Other Roles

no additions or changes

### 10.2.3.5 Rules

no additions or changes

## 10.2.4 Class: Indeterminate

Definition: The class that contains only the Indeterminate value.

The sole instance of this class arises as the evaluation of an Expression that is the Indeterminate literal ("?"), or an Expression in which one of the operations "fails." The Indeterminate value is not an instance of any data type, but it may be treated as an instance of the required data type of the Expression, if any.

**Note** – See 14.2 of ISO 10303-11:2004.

### 10.2.4.1 Supertypes

[Core::Instance](#)

### 10.2.4.2 Attributes

none

### 10.2.4.3 Associations

none

### 10.2.4.4 Other Roles

From [Expressions::IndeterminateRef](#) as refers-to

### 10.2.4.5 Rules

#### Constraint (OCL): is-singleton

```
self.metaobject.allInstances.size = 1;
```

The only instance of Indeterminate is the INDETERMINATE object.

#### Constraint (OCL): indeterminate-has-no-type

```
isEmpty(self.of-type);
```

The Indeterminate instance has no data type.

## 10.2.5 Class: SpecializedValue

Definition: a TypedInstance that is a value of a SpecializedType. Every SpecializedValue is represented by some ConcreteValue, called its *fundamental-value*.

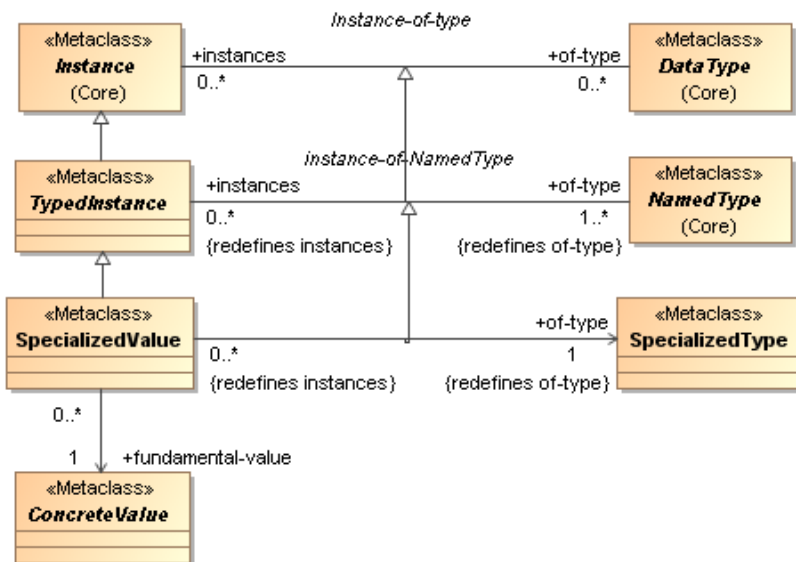


Figure 10.2 - Specialized Values

### 10.2.5.1 Supertypes

[TypedInstance](#)

### 10.2.5.2 Attributes

none

### 10.2.5.3 Associations

**AssociationEnd: fundamental-value**

**To: [ConcreteValue](#)**

Definition: represents the relationship between a SpecializedInstance and the “fundamental” ConcreteValue that is used to represent that Instance.

Multiplicity: 1..1

**AssociationEnd: of-type**

**To: [Core::SpecializedType](#)**

redefines: Core:Instance.of-type

Definition: represents the relationship between a SpecializedValue and its data type.

Multiplicity: 1..1

### 10.2.5.4 Other Roles

none

## 10.2.6 Class: TypedInstance

Definition: an abstract classifier, a subtype of Instance comprising those Instances that are instances of a NamedType. Only a TypedInstance can instantiate a SelectType.

Properties: abstract

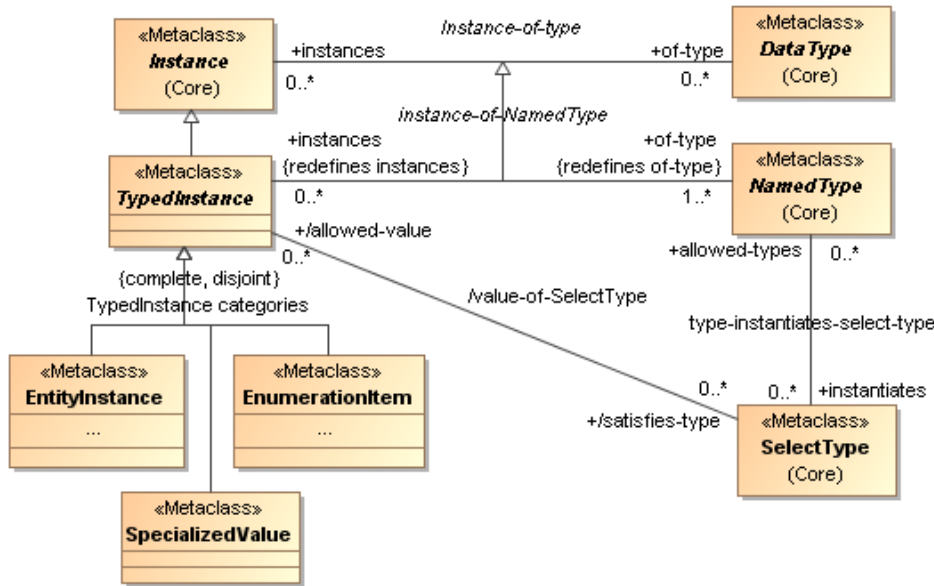


Figure 10.3 - TypedInstances

### 10.2.6.1 Supertypes

[Core::Instance](#)

### 10.2.6.2 Attributes

none

### 10.2.6.3 Associations

AssociationEnd: **satisfies-type**

To: [Core::SelectType](#)

via: [value-satisfies-SelectType](#)

redefines: [Core:Instance.of-type](#)

Definition: represents the relationship between a TypedInstance and the SelectTypes of which it is an allowable instance.

Multiplicity: 0..\* unordered

### 10.2.6.4 Other Roles

none

## 10.2.7 Generalization Sets

Generalization Set: **ConcreteValue categories**      **complete, disjoint**

Every ConcreteValue is one of SimpleValue, AggregateValue, or EnumerationItem.

**Generalization Set: Instance categories**                      **complete, overlapping**

Every Instance is one of ConcreteValue, TypedInstance, PartialEntityValue or Indeterminate, but EnumerationItems are ConcreteValues that are TypedInstances.

**Generalization Set: TypedInstance categories**                      **complete, disjoint**

Every TypedInstance is one of EntityInstance, SpecializedValue, or EnumerationItem..

### 10.3 Simple Values

This section specifies the model of SimpleValues – Instances that correspond to the simple data types defined in the EXPRESS language: BINARY, BOOLEAN, LOGICAL, INTEGER, NUMBER, REAL, STRING. The model is shown in Figure 10.4.

It also includes two specialized classes of STRING value that have specific syntax requirements in the EXPRESS language: TypeName and RoleName. There are no EXPRESS data types for these, but certain values in Expressions are required to be instances of these classes.

There are exactly three distinct LogicalValues – FALSE, TRUE, and UNKNOWN. These are explicitly modeled as individual objects in the [NamedValues](#) package.

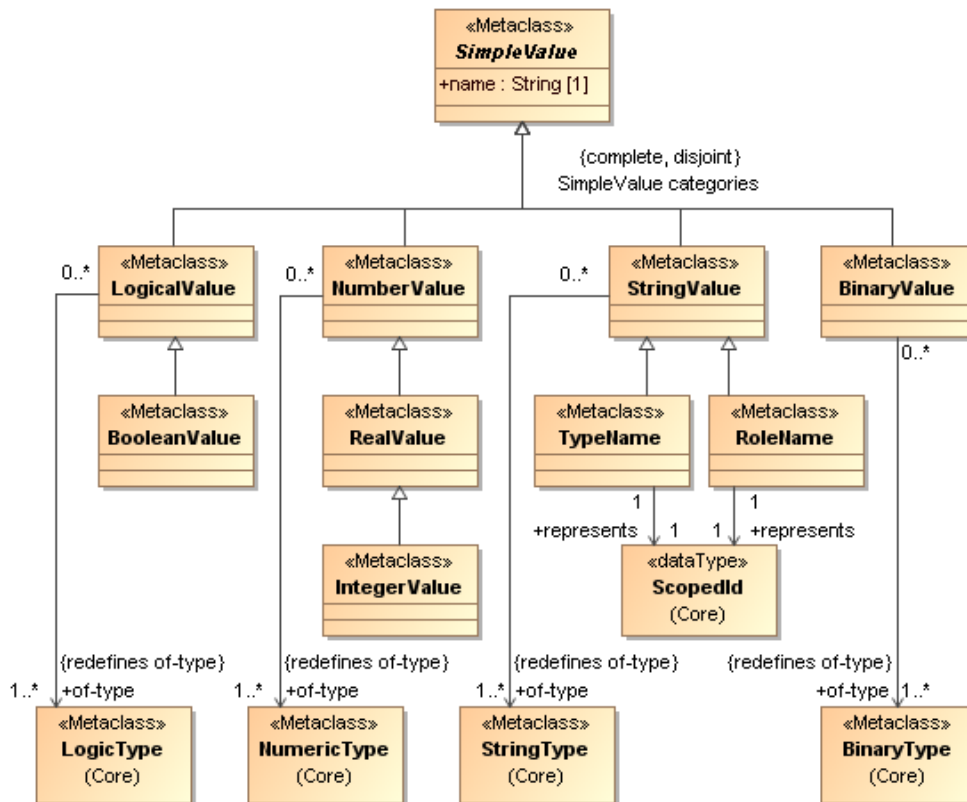


Figure 10.4 - Simple Values



### 10.3.1 Class: BinaryValue

Definition: an AggregateValue, representing a value of an EXPRESS BAG data type: a collection of instances of the member-type of the BAG, in which a given instance can appear more than once.

#### 10.3.1.1 Supertypes

[SimpleValue](#)

#### 10.3.1.2 Attributes

none

#### 10.3.1.3 Associations

**AssociationEnd: of-type**

**To: [Core::BinaryType](#)**

redefines: Core:Instance.of-type

Definition: the BinaryType(s) that are instantiated in the BinaryValue.

Multiplicity: 1..\* unordered.

#### 10.3.1.4 Other Roles

none

### 10.3.2 Class: BooleanValue

Definition: a SimpleValue, a value of the EXPRESS data type BOOLEAN: TRUE, FALSE

#### 10.3.2.1 Supertypes

[LogicalValue](#)

#### 10.3.2.2 Attributes

none

#### 10.3.2.3 Associations

none

#### 10.3.2.4 Other Roles

none

#### 10.3.2.5 Rules

##### Constraint

```
(self == NamedValues::TRUE) or (self == NamedValues::FALSE);
```

Every BooleanValue must be either TRUE or FALSE.

### 10.3.3 Class: IntegerValue

Definition: a SimpleValue, a value of the EXPRESS data type INTEGER: any mathematical integer value.

#### 10.3.3.1 Supertypes

[RealValue](#)

#### 10.3.3.2 Attributes

none

#### 10.3.3.3 Associations

none

#### 10.3.3.4 Other Roles

none

### 10.3.4 Class: LogicalValue

Definition: a SimpleValue, a value of the EXPRESS data type LOGICAL: TRUE, UNKNOWN, FALSE.

#### 10.3.4.1 Supertypes

[SimpleValue](#)

#### 10.3.4.2 Attributes

none

#### 10.3.4.3 Associations

**AssociationEnd: of-type**

**To: [Core::LogicType](#)**

redefines: Core:Instance.of-type

Definition: the LogicType(s) that are instantiated in the LogicalValue.

**Note** – The of-type relationships of the LogicalValues are explicitly modeled in the [NamedValues](#) Package.

Multiplicity: 1..\* unordered.

#### 10.3.4.4 Other Roles

none

#### 10.3.4.5 Rules

##### Constraint

```
(self == NamedValues::TRUE) or (self == NamedValues::FALSE)
  or (self == NamedValues::UNKNOWN);
```

Every LogicalValue must be one of: TRUE or FALSE or UNKNOWN.

### 10.3.5 Class: NumberValue

Definition: a SimpleValue, a value of the EXPRESS data type NUMBER: any numeric value with its mathematical interpretation.

#### 10.3.5.1 Supertypes

[SimpleValue](#)

#### 10.3.5.2 Attributes

none

#### 10.3.5.3 Associations

**AssociationEnd: of-type**

**To: [Core::NumericType](#)**

redefines: Core:Instance.of-type

Definition: the NumericType(s) that are instantiated in the NumberValue.

Multiplicity: 1..\* unordered.

#### 10.3.5.4 Other Roles

none

### 10.3.6 Class: RealValue

Definition: a SimpleValue, a value of the EXPRESS data type REAL: supposedly a mathematical “real” value, but properly a computational fixed or floating-point value.

#### 10.3.6.1 Supertypes

[NumberValue](#)

#### 10.3.6.2 Attributes

none

#### 10.3.6.3 Associations

none

#### 10.3.6.4 Other Roles

none

### 10.3.7 Class: RoleName

Definition: A RoleName is a reference to an Attribute that has the form of a StringValue. It is an instance of StringType ROLE. RoleNames are produced as the result-type of the UnaryOperator RolesOf, and used as the formal parameter type for UsedIn. They have reserved syntax and reserved interpretation.

**Note** – The result of RolesOf is only well-defined for Attributes of EntityTypes defined in the Schema. Some problems arise with interfaced EntityTypes, renamed Attributes, and attributes of EntityTypes defined in AlgorithmScopes.

**Note** – See Clause 15.25 of ISO 10303-11:2004.

#### 10.3.7.1 Supertypes

[StringValue](#)

#### 10.3.7.2 Attributes

**Attribute: represents**

**To:** [Core::ScopedId](#)

Definition: represents the relationship between the RoleName – a StringValue – and the (structured) TypeScopedId for the Attribute, of which it is a representation.

Multiplicity: 1..1

#### 10.3.7.3 Associations

**AssociationEnd: refers-to**

**To:** [Core::Attribute](#)

Definition: represents the relationship between a RoleName and the Attribute to which it refers.

Multiplicity: 1..1

#### 10.3.7.4 Other Roles

none

### 10.3.8 Class: SimpleValue

Definition: a ConcreteValue that consists of a single atomic information unit of a data type defined in the EXPRESS language itself.

Properties: abstract

#### 10.3.8.1 Supertypes

[ConcreteValue](#)

#### 10.3.8.2 Attributes

**Attribute: name**

**To:** [\(UML\) String](#)

Definition: the representation of the value, assumed to be a character string.

Multiplicity: 1..1

### 10.3.8.3 Associations

none

### 10.3.8.4 Other Roles

From [Expressions::Literal](#) as refers-to

## 10.3.9 Class: StringValue

Definition: a SimpleValue, a value of the EXPRESS data type STRING: a sequence of character codes from the ISO 10646-1 Basic Multilanguage Plane.

### 10.3.9.1 Supertypes

[SimpleValue](#)

### 10.3.9.2 Attributes

none

### 10.3.9.3 Associations

**AssociationEnd: of-type**

**To: [Core::StringType](#)**

redefines: Core:Instance.of-type

Definition: the StringType(s) that are instantiated in the StringValue.

Multiplicity: 1..\* unordered.

### 10.3.9.4 Other Roles

none

## 10.3.10 Class: TypeName

Definition: A TypeName is a reference to a DataType that has the form of a StringValue. It is an instance of StringType TYPE. TypeNames are produced as the result-type of the UnaryOperator TypeOf. They have reserved syntax and reserved interpretation.

**Note** – The result of TypeOf is only well-defined for NamedTypes defined in the Schema, although it can also produce EXPRESS keywords. Some problems arise with interfaced NamedTypes, and NamedTypes defined in AlgorithmScopes.

**Note** – See Clause 15.25 of ISO 10303-11:2004.

### 10.3.10.1 Supertypes

[StringValue](#)

### 10.3.10.2 Attributes

**Attribute: represents**

To: [Core::ScopedId](#)

Definition: the (structured) ScopedId for the NamedType, of which the TypeName is a String representation.

Multiplicity: 1..1

### 10.3.10.3 Associations

**AssociationEnd: refers-to**

To: [Core::NamedType](#)

Definition: represents the relationship between a TypeName and the NamedType to which it refers.

Multiplicity: 1..1

### 10.3.10.4 Other Roles

none

## 10.3.11 Generalization Sets

**Generalization Set: SimpleValue categories**                      **complete, disjoint**

Every SimpleValue is one of LogicValue, NumberValue, StringValue or BinaryValue.

## 10.4 Aggregate Values

This section specifies the model of AggregateValues – Instances that correspond to EXPRESS aggregation types: ARRAY, BAG, LIST, SET.

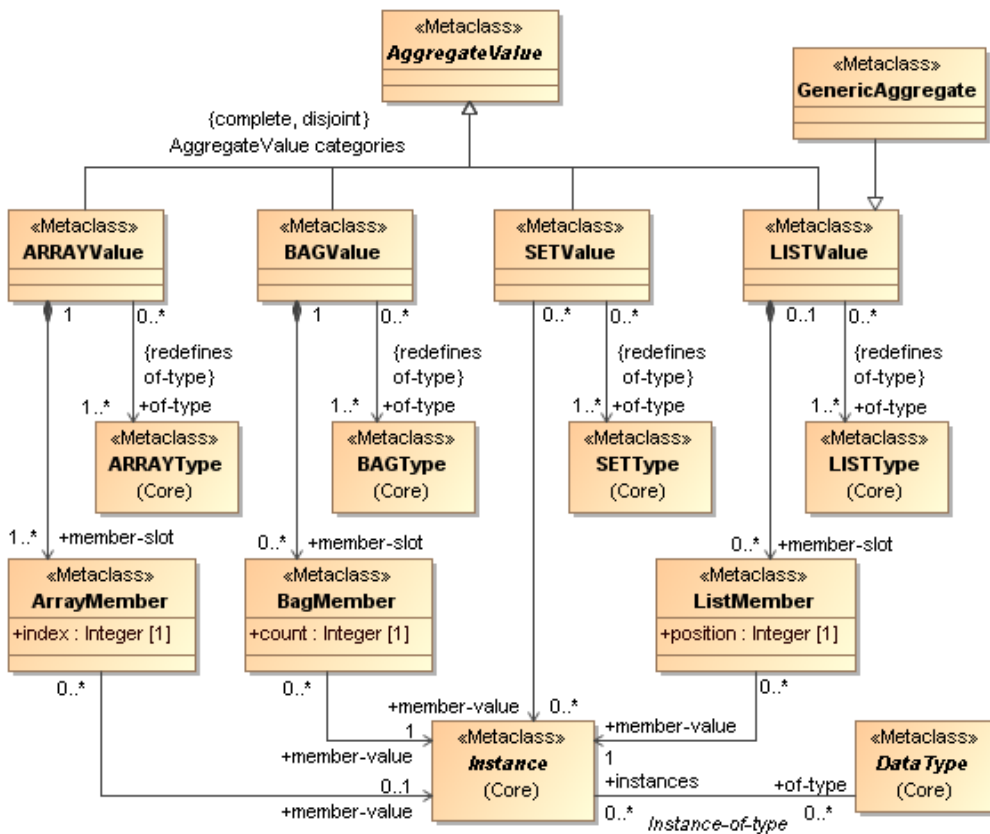


Figure 10.5 - Aggregate Values

## 10.4.1 Class: AggregateValue

Definition: a ConcreteValue that is composite, consisting of a collection of Instances from a given member DataType.

Properties: abstract

### 10.4.1.1 Supertypes

[ConcreteValue](#)

### 10.4.1.2 Attributes

none

### 10.4.1.3 Associations

none

### 10.4.1.4 Other Roles

none

## 10.4.2 Class: ArrayMember

Definition: Represents a single element of an ARRAYValue seen as a relation. It maps one index-value to one value of the base data type (the “member” value). In the case of an ARRAY OF OPTIONAL, the member-value need not be present.

### 10.4.2.1 Supertypes

none

### 10.4.2.2 Attributes

**Attribute: index**

**To: [\(UML\) Integer](#)**

Definition: represents the index value to which the ArrayMember corresponds. In a given ARRAYValue, there is exactly one ArrayMember that corresponds to each index value.

Multiplicity: 1..1

### 10.4.2.3 Associations

**AssociationEnd: member-value**

**To: [Core::Instance](#)**

Definition: for a given ARRAYValue, represents the relationship between an index value (represented by an ArrayMember) and the Instance value that is the image of that index value in the base type.

Multiplicity: 0..1

### 10.4.2.4 Other Roles

**From: [ARRAYValue](#) as member-slot**

## 10.4.3 Class: ARRAYValue

Definition: an AggregateValue, representing a value of an EXPRESS ARRAY data type: a set of pairs of the form (index value, domain value) where the index value is selected from a finite range of integers, and each such value occurs in exactly one pair, and the domain value is an instance of the member-type of the ARRAY.

### 10.4.3.1 Supertypes

[AggregateValue](#)

### 10.4.3.2 Attributes

none

### 10.4.3.3 Associations

**AssociationEnd: member-slot**

**To: [ArrayMember](#)**

Definition: represents the relationship between an ArrayValue and each of its distinct slots for member values.

Multiplicity: 1..\* unordered

Properties: composite



**AssociationEnd: of-type****To:** [Core::ARRAYType](#)

redefines: Core:Instance.of-type

Definition: represents the relationship between the ARRAYValue and the ARRAYTypes of which it is an instance.

Multiplicity: 1..\* unordered

**10.4.3.4 Other Roles**

none

**10.4.4 Class: BagMember**

Definition: Represents the relationship between a BAGValue and one value of the base data type (the “member” value). It has a “count” attribute that represents the number of times the given member-value occurs in the BAGValue.

**10.4.4.1 Supertypes**

none

**10.4.4.2 Attributes****Attribute: count****To:** [\(UML\) Integer](#)

Definition: represents the relationship between a BagMember and the number of occurrences of the member-value that it represents, i.e., the number of occurrences of that member-value in the bag.

Multiplicity: 1..1

**10.4.4.3 Associations****AssociationEnd: member-value****To:** [Core::Instance](#)

Definition: represents the relationship between a BagMember and the Instance that it includes, one or more times, in the BAGValue.

Multiplicity: 1..1

**10.4.4.4 Other Roles****From:** [BAGValue](#) as member-slot**10.4.5 Class: BAGValue**

Definition: an AggregateValue, representing a value of an EXPRESS BAG data type: a collection of instances of the member-type of the BAG, in which a given instance can appear more than once.

**10.4.5.1 Supertypes**[AggregateValue](#)**10.4.5.2 Attributes**

none

### 10.4.5.3 Associations

**AssociationEnd: member-slot**

**To:** [BagMember](#)

Definition: represents the relationship between a BagValue and each of its distinct member values. Each distinct member value is represented by a BagMember (slot) that counts its occurrences in the bag.

Multiplicity: 0..\* unordered

Properties: composite

**AssociationEnd: of-type**

**To:** [Core::BAGType](#)

redefines: Core:Instance.of-type

Definition: represents the relationship between the BAGValue and the BAGTypes of which it is an instance.

Multiplicity: 1..\* unordered

### 10.4.5.4 Other Roles

none

## 10.4.6 Class: GenericAggregate

Definition: An AggregateValue representing the output of an AggregateInitializer. It is interpreted as a LIST value whose member-type is GENERIC, but actually constrained to the common DataType of all the Expressions in the Initializer. It can be coerced to an ARRAY, BAG, SET, or LIST value of the appropriate member-type, according to the context of its use.

**Note** – Certain GenericAggregate values have a syntactic parse as a LIST of instances, but no clear semantics as to data type; this is a defect in Part 11.

**Note** – See 12.9 of ISO 10303-11:2004.

### 10.4.6.1 Supertypes

[LISTValue](#)

### 10.4.6.2 Attributes

none

### 10.4.6.3 Associations

none

### 10.4.6.4 Other Roles

From [Expressions::AggregateInitializer](#) as result-value

## 10.4.7 Class: ListMember

Definition: represents one position in a ListValue and the instance of the member-type in that position.

### 10.4.7.1 Supertypes

none

### 10.4.7.2 Attributes

**Attribute: position**

**To: [\(UML\) Integer](#)**

Definition: the ordinal identifier for the position in the sequence.

Multiplicity: 1..1

### 10.4.7.3 Associations

**AssociationEnd: member-value**

**To: [Core::Instance](#)**

Definition: represents the relationship between a position in a LISTValue (represented by a ListMember) and the Instance that appears in that position.

Multiplicity: 1..1

### 10.4.7.4 Other Roles

**From: [LISTValue](#) as member-slot**

## 10.4.8 Class: LISTValue

Definition: an AggregateValue, representing a value of an EXPRESS LIST data type: a sequence of instances of the member-type of the LIST.

### 10.4.8.1 Supertypes

[AggregateValue](#)

### 10.4.8.2 Attributes

none

### 10.4.8.3 Associations

**AssociationEnd: member-slot**

**To: [ListMember](#)**

Definition: represents the relationship between a ListValue and each of its distinct slots for member values. Each member-slot represents a position in the ListValue.

Multiplicity: 0..\* unordered

Properties: composite

**AssociationEnd: of-type**

**To: [Core::LISTType](#)**

redefines: Core:Instance.of-type

Definition: represents the relationship between the LISTValue and the LISTTypes of which it is an instance.

Multiplicity: 1..\* unordered

#### 10.4.8.4 Other Roles

none

### 10.4.9 Class: SETValue

Definition: an AggregateValue representing a value of a SET data type.

**Note** – A SETValue can be viewed as a specialization of a BAGValue in which the “count” value for each BagMember is 1. But technically, the conversion of the SETValue to the corresponding BAGValue is a coercion, because the behavior of the resulting BAGValue is different. For example, the union of two SETValues is different from the union of the corresponding BAGValues.

#### 10.4.9.1 Supertypes

[AggregateValue](#)

#### 10.4.9.2 Attributes

none

#### 10.4.9.3 Associations

**AssociationEnd: member-value**

**To:** [Core::Instance](#)

Definition: represents the relationship between a SETValue and the Instances that appear in it. Any given Instance can take this role at most once for any given SetValue.

Multiplicity: 0..\* unordered

**AssociationEnd: of-type**

**To:** [Core::SETType](#)

redefines: Core:Instance.of-type

Definition: represents the relationship between the SETValue and the SETTypes of which it is an instance.

Multiplicity: 1..\* unordered

#### 10.4.9.4 Other Roles

none

### 10.4.10 Generalization Sets

**Generalization Set: AggregateValue categoriescomplete, disjoint**

Every AggregateValue is one of ARRAYValue, BAGValue, LISTValue, or SETValue.

## 10.5 Entity Instances and Values

This sub clause specifies the model of EntityInstances – instances that correspond to entity data types. It also specifies the model of PartialEntityValues, which are aggregates of entity attribute values that are constructed and manipulated by some Expressions.

Figure 10.6 depicts the model of entity instances. In general, entity instances represent real-world objects being described by the EXPRESS schema. What is captured in the information base is an EntityValue which is a representation of the current state of the real-world object. A SingleLeafInstance is an EntityInstance that has a model as a single EntityType. A MultiLeafInstance is an EntityInstance that has a model as an allowable collection of overlapping subtypes of modeled EntityTypes.

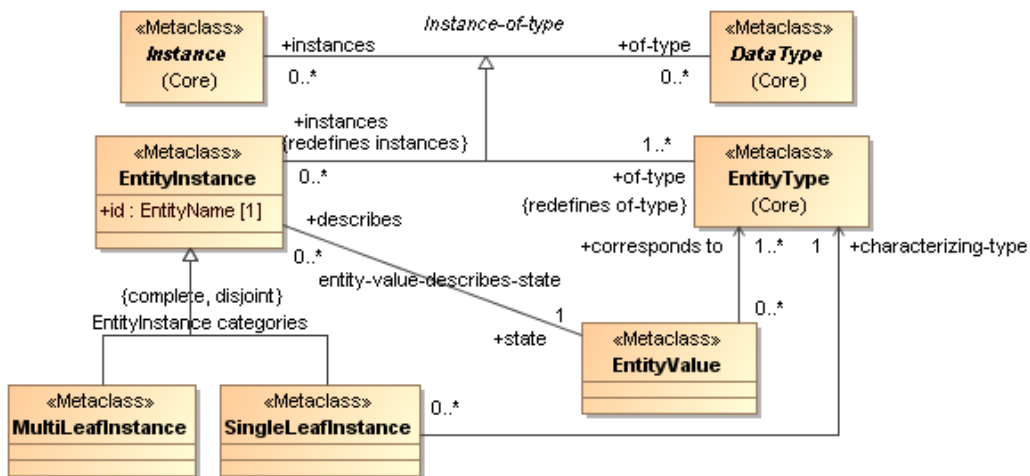


Figure 10.6 - Entity Instances

Figure 10.7 depicts the model of PartialEntityValues. A PartialEntityValue is a collection of information – assignments of values to named Attributes. Some PartialEntityValues are EntityValues, that is, they describe the state of an EntityInstance.



**AssociationEnd: attribute**

**To: [Core::ExplicitAttribute](#)**

Definition: represents the relationship between the AttributeValue assignment and the ExplicitAttribute to which it assigns a value.

Multiplicity: 1..1

#### 10.5.1.4 Other Roles

**From: [SingleEntityValue](#) as properties**

Multiplicity: 1..1 composite

### 10.5.2 Class: EntityInstance

Definition: a TaggedInstance that represents an EXPRESS entity instance – an instance of an entity data type, a view of an object that incorporates those properties and relationships that are significant to some particular purpose(s). The EntityInstance is distinct from the EntityValue – a collection of information about the object that represents those properties and relationships.

**Note** – See clause 5 of ISO 10303-11:2004.

#### 10.5.2.1 Supertypes

[TypedInstance](#)

#### 10.5.2.2 Attributes

**Attribute: id**

**To: [EntityName](#)**

Definition: represents a nominal identifier for an EntityInstance that distinguishes it from other EntityInstances. The nature of this identifier is not defined in EXPRESS, but it is stated that this identifier is not necessarily constructed from any group of modeled attribute values. Each EntityName is unique within a Population, but the actual namespace of an EntityName is not specified in Part 11.

**Note** – See clause 5 of ISO 10303-11:2004.

Multiplicity: 1..1

#### 10.5.2.3 Associations

**AssociationEnd: of-type**

**To: [Core::EntityType](#)**

via: [instance-of-EntityType](#)

redefines: Core:Instance.of-type

Definition: represents the relationship between an EntityInstance and each of the EntityType classifiers it satisfies.

Multiplicity: 1..\* unordered

**AssociationEnd: state**

**To: [EntityValue](#)**

via: [entity-value-describes-state](#)

Definition: represents the relationship between the EntityInstance and the EntityValue that describes the current state of the Instance (in terms of its modeled properties) at any given time.

Multiplicity: 1..1

#### 10.5.2.4 Other Roles

From: [Rules::Extent](#) as content

### 10.5.3 Datatype: EntityName

Definition: represents the unique underlying identity of an entity instance, expressed as some kind of identifier. The nature of this identifier is not defined in EXPRESS, but it is stated that this identifier is not necessarily constructed from any group of modeled attribute values. Each EntityName is unique within a Population, but the actual namespace of an EntityName is not specified in Part 11.

**Note** – See clause 5 of ISO 10303-11:2004.

#### 10.5.3.1 Supertypes

Realization type is . [\(UML\) String](#)

The realization relationship is modeled as a generalization.

#### 10.5.3.2 Members

none

### 10.5.4 Class: EntityValue

Definition: A PartialEntityValue that completely describes an Instance of some EntityType(s).

#### 10.5.4.1 Supertypes

[PartialEntityValue](#)

#### 10.5.4.2 Attributes

none

#### 10.5.4.3 Associations

**AssociationEnd: corresponds to**

**To:** [Core::EntityType](#)

Definition: represents the EntityType(s) whose complete modeled description comprises a set of Attributes that is contained in the EntityValue. The complete modeled description of an EntityType is a set of SingleEntityTypes, and the EntityValue contains SingleEntityValues corresponding to each of them.

Multiplicity: 1..\* unordered

**AssociationEnd: describes**

**To:** [EntityInstance](#)

via: [entity-value-describes-state](#)



Definition: represents the EntityInstances, if any, whose current state is described by the EntityValue. This direction of the association is only significant when the EntityValue is used as the means of identification of a particular EntityInstance.

Multiplicity: 0..\* unordered

#### 10.5.4.4 Other Roles

none

### 10.5.5 Class: MultiLeafInstance

Definition: A (complex) EntityInstance that is a valid instance of more than one EntityType and whose state includes more SingleEntityValues than are declared for, or inherited by, any named EntityType defined in the governing Schema. The subtype/supertype graph corresponding to such an EntityInstance has multiple “leaf” nodes.

**Note** – This concept appears in Part 11 only in 3.3.12, but it appears in ISO 10303-21:2002 as an “uncharacterized instance” whose representation requires the “external mapping.”

#### 10.5.5.1 Supertypes

[EntityInstance](#)

#### 10.5.5.2 Attributes

none

#### 10.5.5.3 Associations

none

#### 10.5.5.4 Other Roles

none

### 10.5.6 Class: PartialEntityValue

Definition: an Instance that is a collection of Attributes (of SingleEntityTypes) with associated values.

#### 10.5.6.1 Supertypes

[Core::Instance](#)

#### 10.5.6.2 Attributes

none

#### 10.5.6.3 Associations

**AssociationEnd: components**

**To: [SingleEntityValue](#)**

Definition: the SingleEntityValues that make up the PartialEntityValue.

Multiplicity: 1..\* unordered

Properties: composite

**AssociationEnd: of-type**

**To:** [Core::PartialEntityType](#)

redefines: Core:Instance.of-type

Definition: represents the relationship between a PartialEntityValue and the PartialEntityType that identifies the collection of SingleEntityTypes for which the PartialEntityValue provides values.

Multiplicity: 1..1

#### 10.5.6.4 Other Roles

**From:** [SingleEntityValue](#) as equivalent

Multiplicity: 0..1

**From:** [Expressions::PartialEntityConstructor](#) as result-value

### 10.5.7 Class: SingleEntityValue

Definition: A collection of values for the explicit Attributes of exactly one SingleEntityType.

**Note** – A SingleEntityValue is not an Instance; it is a part of a PartialEntityValue. It cannot be the result of an Expression, nor can it be the value of any EXPRESS concept. The result of a PartialEntityConstructor is the .equivalent PartialEntityValue.

#### 10.5.7.1 Supertypes

none

#### 10.5.7.2 Attributes

none

#### 10.5.7.3 Associations

**AssociationEnd: equivalent**

**To:** [PartialEntityValue](#)

Definition: represents the relationship between a SingleEntityValue and the PartialEntityValue that consists of exactly that one SingleEntityValue.

Multiplicity: 1..1

**AssociationEnd: of-type**

**To:** [Core::SingleEntityType](#)

Definition: represents the relationship between a SingleEntityValue and the SingleEntityType that declares the Attributes whose values are contained in the SingleEntityValue.

**Note** – While the relationship between a SingleEntityValue and a SingleEntityType appears to be an Instance-to-Type relationship, it is not treated as such in the metamodel, because SingleEntityValues are not Instances – they can only appear as components of a PartialEntityValue.

Multiplicity: 1..1

**AssociationEnd: properties**

**To:** [AttributeValue](#)

Definition: represents the relationship of the SingleEntityValue to the AttributeValue assignments it comprises.

Multiplicity: 0..\* unordered

Properties: composite

#### 10.5.7.4 Other Roles

From: [PartialEntityValue](#) as components

Multiplicity: 1..1 composite

### 10.5.8 Class: SingleLeafInstance

Definition: An EntityInstance that is completely characterized by a single EntityType (and all its supertypes) that is declared in the governing Schema.

**Note** – This concept does not appear in Part 11, but is the “characterized instance” that is the basis for the “internal mapping” in ISO 10303-21:2002.

#### 10.5.8.1 Supertypes

[EntityInstance](#)

#### 10.5.8.2 Attributes

none

#### 10.5.8.3 Associations

**AssociationEnd: characterizing-type**

**To: [Core::EntityType](#)**

Definition: represents the unique EntityType classifier that has (defines or inherits) exactly all of the Attributes present in the representation of the EntityInstance. Not every EntityInstance has a characterizing-type – it may be an “instance-of” two or more EntityTypes for which the intersection is not explicitly modeled, but permitted by the model to be non-empty.

Multiplicity: 1..1

#### 10.5.8.4 Other Roles

none

### 10.5.9 Association: entity-value-describes-state

Definition: represents the relationship between an EntityInstance and the EntityValue that describes the current state of the Instance (in terms of its modeled properties) at any given time.

#### 10.5.9.1 Association Ends

**AssociationEnd: describes**

**To: [EntityInstance](#)**

Definition: represents the EntityInstances, if any, whose current state is described by the EntityValue. This direction of the association is only significant when the EntityValue is used as the means of identification of a particular EntityInstance.

Multiplicity: 0..\* unordered

**AssociationEnd: state**

To: [EntityValue](#)

Definition: represents the relationship between the EntityInstance and the EntityValue that describes the current state of the Instance (in terms of its modeled properties) at any given time.

Multiplicity: 1..1

### 10.5.10 Association: instance-of-EntityType

Definition: represents the relationship between an EntityInstance and each of the EntityType classifiers it satisfies.

#### 10.5.10.1 Association Ends

**AssociationEnd: of-type**

To: [Core::EntityType](#)

redefines: Core:Instance.of-type

Definition: represents the relationship between an EntityInstance and each of the EntityType classifiers it satisfies.

Multiplicity: 1..\* unordered

**AssociationEnd: instances**

To: [EntityInstance](#)

subsets: [Core::DataType:instances](#)

Definition: represents the relationship between an EntityType (classifier) and the EntityInstances that satisfy it.

Multiplicity: 0..\* unordered

### 10.5.11 Generalization Sets

**Generalization Set: EntityInstance categories**      **complete, disjoint**

Every EntityInstance is one of SingleLeafInstance or MultiLeafInstance.

## 10.6 Constants

This section defines the Constant concept. A Constant is a model element that provides a name for an instance of any data type, and allows the instance it names to be specified as the value of an Expression. Figure 10.8 depicts the model of Constants. The Constant class and its properties are described below.

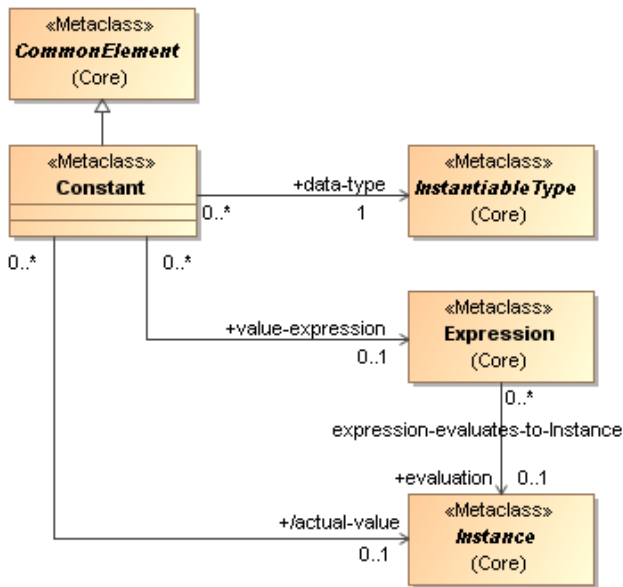


Figure 10.8 Constants

### 10.6.1 Class: Constant

Definition: a CommonElement that denotes a single instance value throughout each of its life cycles. The instance value is described by an Expression that evaluates to the value to be used in each instantiation of the Constant.

For a Constant that is defined as a SchemaElement, the value is unchanged across all algorithms and rules, and over all corresponding populations. It is a constant and names a specific Instance. Its :value expression may only refer to Instances and other Constants. A Constant defined in an AlgorithmScope, however, assumes a value for a given invocation of the Algorithm or Rule, but may assume different values for different invocations. Its :value expression may refer to parameters of the Algorithm or to elements of the population.

**Note** – “Constant” is a reserved word in EXPRESS; if this metamodel is converted to EXPRESS, this class must be renamed. See clause 9.4 of ISO 10303-11:2004.

#### 10.6.1.1 Supertypes

[Core::CommonElement](#)

#### 10.6.1.2 Attributes

none

#### 10.6.1.3 Associations

**AssociationEnd:** actual-value

**To:** [Core::Instance](#)

Definition: represents the value resulting from evaluating the value-expression. This value may only be computable for a given population, or it may require computational capabilities a given agent does not have.

Multiplicity: 0..1

Properties: derived

### Tagged Values

```
derivation = self->value-expression->evaluation;
```

**AssociationEnd: data-type**

To: [Core::InstantiableType](#)

Definition: represents the relationship between the Constant and the DataType of the Instance denoted by the Constant.

Multiplicity: 1..1

**AssociationEnd: value-expression**

To: [Core::Expression](#)

Definition: represents the Expression that specifies the value of the Constant for a given lifetime.

Multiplicity: 1..1

#### 10.6.1.4 Other Roles

From: [Expressions::ConstantRef](#) as refers-to

#### 10.6.1.5 Rules

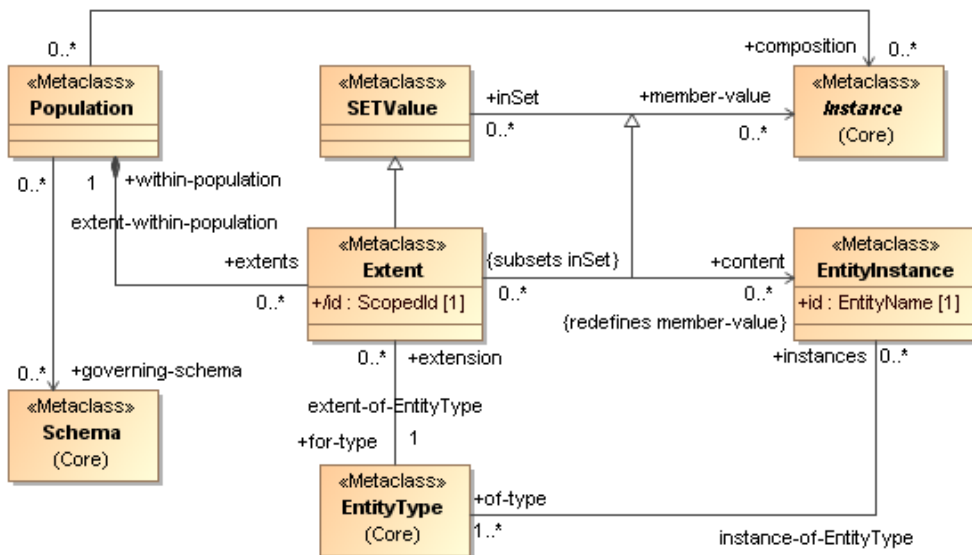
#### Constraint (OCL)

```
exists(self->id);
```

Every Constant shall have an Identifier.

## 10.7 Populations

This section defines the Population concept and its relationship to Schemas and Instances. A population represents an information base that corresponds to a Schema. Figure 10.9 depicts the model of Population. The class Population and its associations are described below.



## Figure 10.9 - Populations and Instances

### 10.7.1 Class: Extent

Definition: the collection of all Instances in a given Population that satisfy the specified EntityType. That is, Extent is the SetValue that is the intersection of EntityType:instances and Population:composition.

**Note** – See 9.6 of ISO 10303-11:2004.

#### 10.7.1.1 Supertypes

[SETValue](#)

#### 10.7.1.2 Attributes

**Attribute: id**

**To: [Core::ScopedId](#)**

Definition: the identifier for the EntityType, used as a name for the Extent.

**Note** – See 9.6 of ISO 10303-11:2004.

Multiplicity: 1..1

Properties: derived.

**TaggedValues**

```
derivation = self->for-type->id
```

#### 10.7.1.3 Associations

**AssociationEnd: content**

**To: [EntityInstance](#)**

Subsets: [SETValue:member-values](#)

Definition: represents the relationship between the Extent (within a Population) and the EntityInstances it contains. Extent is a SetValue and Extent:content is just the relationship between that SetValue and its members.

Multiplicity: 0..\* unordered

**AssociationEnd: for-type**

**To: [Core::EntityType](#)**

via: [extent-of-EntityType](#)

Definition: the EntityType to which the Extent corresponds.

**Note** – See 9.6 of ISO 10303-11:2004.

Multiplicity: 1..1

**AssociationEnd: within-population**

**To: [Population](#)**

via: [extent-within-population](#)

Definition: the Population from which the Set of instances is drawn.

**Note** – See 9.6 of ISO 10303-11:2004.

Multiplicity: 1..1

#### 10.7.1.4 Other Roles

none

### 10.7.2 Class: Population

Definition: represents the collection of all entity instances over which the LocalRules and GlobalRules of a schema are to be evaluated.

The EXPRESS interpretation of Population is the complete closed collection of entity instances that is used for a particular purpose, such as the content of a database or an exchange document. Many distinct Populations may have the same governing-schema. The presumption is that the Population will be realized when the EntityInstances are realized, but it is not necessary that that realization will itself be represented as instance of this Package.

**Note** – See Clause 5 of ISO 10303-11:2004.

#### 10.7.2.1 Supertypes

none

#### 10.7.2.2 Attributes

none

#### 10.7.2.3 Associations

**AssociationEnd: composition**

**To: [Core::Instance](#)**

via: [instance-appears-in-population](#)

Definition: represents the relationship between a Population and the Instances that make it up.

Multiplicity: 0..\* unordered

**AssociationEnd: extents**

**To: [Extent](#)**

via: [extent-within-population](#)

Definition: the collection of Extents of EntityTypes that make up the Population.

Multiplicity: 0..\* unordered

Properties: composite

**AssociationEnd: governing-schema**

**To: [Core::Schema](#)**

Definition: represents the relationship between a Population and a Schema that governs (models, describes) it.

**Note** – See 9.3 of ISO 10303-11:2004.

Multiplicity: 0..\* unordered

#### 10.7.2.4 Other Roles

none



### 10.7.3 Association: extent-of-EntityType

Definition: represents the relationship between an EntityType and its Extent (the set of corresponding EntityInstances) in a given Population.

#### 10.7.3.1 Association Ends

**AssociationEnd: extension**

**To:** [Extent](#)

Definition: represents the relationship between an EntityType and its extension (the set of corresponding EntityInstances) in a given Population.

Multiplicity: 0..\* unordered

**AssociationEnd: for-type**

**To:** [Core::EntityType](#)

Definition: represents the relationship between an Extent and the EntityType to which it corresponds.

**Note** – See 9.6 of ISO 10303-11:2004.

Multiplicity: 1..1

### 10.7.4 Association: extent-within-population

Definition: represents the relationship between an Extent and the Population from which it is drawn.

#### 10.7.4.1 Association Ends

**AssociationEnd: extents**

**To:** [Extent](#)

Definition: the collection of Extents of EntityTypes that make up the Population.

Multiplicity: 0..\* unordered

Properties: composite

**AssociationEnd: within-population**

**To:** [Population](#)

Definition: the Population from which the Set of instances constituting the Extent is drawn.

**Note** – See 9.6 of ISO 10303-11:2004.

Multiplicity: 1..1

### 10.7.5 Association: population-includes-instance

Definition: represents the relationship between an Instance and the Populations in which it appears.

#### 10.7.5.1 Association Ends

**AssociationEnd: appears-in-population**

**To:** [Population](#)

Definition: represents the relationship between an Instance and the Populations in which it appears.

Multiplicity: 0..\* unordered

**AssociationEnd: composition**

**To: [Core::Instance](#)**

Definition: represents the relationship between a Population and the Instances the make it up.

Multiplicity: 0..\* unordered





### 11.2.1.1 Supertypes

[Core::CommonElement](#), [Core::AlgorithmScope](#)

### 11.2.1.2 Attributes

none

### 11.2.1.3 Associations

**AssociationEnd: actual-types**

**To: [Core::ActualType](#)**

via: [scope-of-actual-type](#)

Subsets: [Core::LocalScope:local-elements](#)

Definition: the ActualTypes that are defined in the Algorithm.

Multiplicity: 0..\* unordered

Properties: composite

**AssociationEnd: body**

**To: [Statement](#)**

via: [algorithm-has-body](#)

Definition: represents the relationship between a (conceptual) Algorithm and a definition of the Algorithm as a Statement. In most cases, the Statement is a StatementBlock – a sequence of actions to be performed. The body of the Algorithm is modeled as optional (0..1). Support for the body is not a requirement for the support of Algorithms.

**Note** – See 9.5 of ISO 10303-11:2004.

Multiplicity: 0..1

Properties: composite

**AssociationEnd: formal-parameters**

**To: [Parameter](#)**

via: [algorithm-has-parameters](#)

Subsets: [Core::LocalScope:local-elements](#)

Definition: represents the relationship between the Algorithm and its formal parameters.

Multiplicity: 0..\* unordered

Properties: composite

### 11.2.1.4 Other Roles

**From: [Core::ActualType](#) as scope**

### 11.2.1.5 Rules

**Constraint (OCL)**

```
exists(self->id);
```

Every Algorithm has an identifier

## 11.2.2 Class: Function

Definition: an Algorithm that returns a single Instance and can appear in an Expression.

**Note** – “Function” is a reserved word in EXPRESS; if this metamodel is converted to EXPRESS, this class must be renamed. See 9.5.1 of ISO 10303-11:2004.

### 11.2.2.1 Supertypes

[Algorithm](#)

### 11.2.2.2 Attributes

none

### 11.2.2.3 Associations

**AssociationEnd:** result

**To:** [FunctionResult](#)

via: [function-has-result](#)

subsets: [Core:Scope:named-elements](#)

Definition: represents the relationship between a Function and its FunctionResult.

**Note** – See 9.5.1 of ISO 10303-11:2004.

Multiplicity: 1..1

Properties: composite

### 11.2.2.4 Other Roles

**From:** [Expressions::FunctionCall](#) as invokes-function

## 11.2.3 Class: FunctionResult

Definition: the formal parameter representing the result Instance that is returned by the invocation of a Function. Within the body of the Function, the FunctionResult is a Variable that is denoted by the Algorithm identifier. Upon termination of the execution of the function-body, the (current) value of that Variable is returned.

**Note** – See 9.5.1 of ISO 10303-11:2004.

### 11.2.3.1 Supertypes

[Variable](#)

### 11.2.3.2 Attributes

none

### 11.2.3.3 Associations

**AssociationEnd:** namespace

**To:** [Function](#)

via: [function-has-result](#)

redefines: [Core::NamedElement.namespace](#)

Definition: the Function that is the Scope in which the Function name refers to the FunctionResult.

Multiplicity: 1..1

#### 11.2.3.4 Other Roles

From: [Expressions::FunctionCall](#) as returns-result

#### 11.2.3.5 Rules

##### Constraint (OCL)

```
self->id = self->namespace->id;
```

The identifier for the function result is the identifier for the function.

### 11.2.4 Class: InParameter

Definition: a formal parameter to a Procedure or Function to which the ActualParameter is passed “by value.”

During an invocation of the Algorithm, the InParameter is a Variable that is initially set to the value of the corresponding ActualParameter. The value of the InParameter can be changed during the execution of the Algorithm.

An InParameter has a formal-parameter-type, which is the type specification to which the corresponding ActualParameters are required to conform. The InParameter also has a variable-type, which is the type specification for the Variable created to hold the value during invocation of the Algorithm. When the formal-parameter-type is an InstantiableType, the variable-type is the same type. When the formal parameter-type is a GeneralizedType, the variable-type is the corresponding ActualType.

**Note** – It is possible that the formal-parameter-type is itself an ActualType, if the Algorithm is defined within another Algorithm. In such a case, the variable-type is the same type.

**Note** – See 9.5.3 of ISO 10303-11:2004.

#### 11.2.4.1 Supertypes

[Parameter](#), [Variable](#)

#### 11.2.4.2 Attributes

none

#### 11.2.4.3 Associations

none

#### 11.2.4.4 Other Roles

From: [Expressions::PassByValue](#) as for-parameter

### 11.2.5 Class: Parameter

Definition: a formal parameter – the formal description of an operand – of a Procedure or Function.

Parameters are of two kinds:

- InParameter, to which the values of the corresponding ActualParameters are passed by value.
- VarParameter, to which the corresponding ActualParameters are passed by reference

A Parameter is actually a NamedVariable whose scope is the Algorithm, and in each invocation of the Algorithm its (initial) value is set from the value or reference provided as the actual parameter. The formal-parameter-type of the Parameter constrains the types/values of the corresponding actual parameters. As a NamedVariable, it also has a variable-type, which is its data type for the purpose of operations within the body of the Algorithm. If the formal-parameter-type is an InstantiableType or an ActualType, the variable-type is the same type. If the formal-parameter-type is a GeneralizedType, the variable-type is the corresponding ActualType.

**Note** – See 9.5.3 of ISO 10303-11:2004.

Properties: abstract

### 11.2.5.1 Supertypes

[Core::ElementSource](#), [NamedVariable](#)

### 11.2.5.2 Attributes

**Attribute:** position

**To:** [\(UML\) Integer](#)

Definition: A positive integer value designating the ordinal position of the Parameter in the formal-parameter-list for the Algorithm that is its namespace. The position is used to associate ActualParameters with the formal Parameter.

**Note** – See 9.5.3 of ISO 10303-11:2004.

Multiplicity: 1..1

### 11.2.5.3 Associations

**AssociationEnd:** formal-parameter-type

**To:** [Core::ParameterType](#)

Definition: the specification for the required data type of the actual parameters (see 13.7.1) that correspond to the formal Parameter; the data type that represents the allowable values of the Parameter.

Multiplicity: 1..1

**Note** – The lexical `parameter_type` in EXPRESS may refer to an InstantiableType, an ActualType (if the Algorithm is defined within an outer AlgorithmScope) or a GeneralizedType, and when it is syntactically a `generalized_type`, it may include ActualTypeConstraints.

**AssociationEnd:** namespace

**To:** [Algorithm](#)

via: [algorithm-has-parameters](#)

redefines: [Core::NamedElement.namespace](#)

Definition: represents the relationship between the Parameter and the Algorithm of which it is a formal parameter, and therefore the Algorithm which is the namespace for its `:id`.

Multiplicity: 1..1



#### 11.2.5.4 Other Roles

From: [Expressions::ParameterRef](#) as refers-to

From: [Expressions::ActualParameter](#) as formal-parameter

#### 11.2.5.5 Rules

##### Constraint (OCL)

```
exists(self->id);
```

Every Parameter has an identifier

##### Constraint (OCL)

```
IF typeof(self->namespace) = 'Function' THEN NOT self->inout;
```

No parameter to a Function shall be a VAR parameter.

### 11.2.6 Class: Procedure

Definition: an Algorithm that is executed as an action in a FunctionBody.

**Note** – See 9.5.2 of ISO 10303-11:2004.

**Note** – “Procedure” is a reserved word in EXPRESS; if this metamodel is converted to EXPRESS, this class must be renamed.

#### 11.2.6.1 Supertypes

[Algorithm](#)

#### 11.2.6.2 Attributes

none

#### 11.2.6.3 Associations

none

#### 11.2.6.4 Other Roles

From: [Statements::ProcedureCall](#) as invokes

### 11.2.7 Class: Statement

Definition: An EXPRESS Statement, a directive to perform a certain set of operations.

**Note** – See Clause 13 of ISO 10303-11:2004.

**Note** – Even though Statement is technically an abstract classifier, it is represented by direct instances with text representations when the Statements compliance point is not supported.

#### 11.2.7.1 Supertypes

none

### 11.2.7.2 Attributes

**Attribute: text**

To: [Core::ExpressText](#)

Definition: Represents the EXPRESS statement verbatim.

Multiplicity: 0..1

### 11.2.7.3 Associations

**AssociationEnd: controlled-by**

To: [Statements::RepeatStatement](#)

via: [Statements::repeat-has-body](#)

Definition: the RepeatStatement that controls the iterated execution of the actions of the Statement.

Multiplicity: 0..1

**AssociationEnd: implements**

To: [Algorithm](#)

via: [algorithm-has-body](#)

Definition: represents the relationship between a Statement and the Algorithm for which it specifies an implementation.

Multiplicity: 0..1

**AssociationEnd: in-block**

To: [Statements::StatementBlock](#)

via: [Statements::block-sequences-statements](#)

Definition: represents the relationship between a Statement and the StatementBlock, if any, in which it occurs.

**Note** – This relationship is needed for ESCAPE statements and SKIP statements, whose interpretation requires a path back to the REPEAT statement that controls them (see 14.8.3). It may also be needed to associate a RETURN statement with the Algorithm that whose implementation contains it.

Multiplicity: 0..1

### 11.2.7.4 Other Roles

**From:** [Rules::GlobalRule](#) as supporting-body

Multiplicity: 0..1

**From:** [Statements::AliasStatement](#) as body

Multiplicity: 0..1

**From:** [Statements::CaseAction](#) as action

Multiplicity: 0..1

**From:** [Statements::IfStatement](#) as then-action

Multiplicity: 0..1

**From:** [Statements::IfStatement](#) as else-action

Multiplicity: 0..1

## 11.2.8 Class: VARParameter

Definition: A formal parameter to a Procedure that is used as a reference to the object that is the ActualParameter in a given invocation. That is, a VARParameter represents a parameter that is “passed by reference.”

During an invocation of the Algorithm, the VARParameter is a VARVariable whose referent is specified by the VARExpression that is the corresponding ActualParameter. All references to a VARParameter (in Statements and Expressions) refer to its referent.

As a Parameter, the VARParameter has a formal-parameter-type, which is the type specification to which the corresponding ActualParameters are required to conform. As a VARVariable, its data type is the type of its referent.

**Note** – See 9.5.3 of ISO 10303-11:2004.

### 11.2.8.1 Supertypes

[Parameter](#), [VARVariable](#)

### 11.2.8.2 Attributes

none

### 11.2.8.3 Associations

none

### 11.2.8.4 Other Roles

**From:** [Statements::PassByReference](#) as for-parameter

### 11.2.8.5 Rules

#### Constraint (OCL)

```
typeof(self->namespace)='Procedure' ;
```

Only a Procedure can have a VAR Parameter.

## 11.2.9 Association: algorithm-has-body

Definition: represents the relationship between a (conceptual) Algorithm and a definition of the Algorithm as a StatementBlock – a sequence of actions to be performed.

**Note** – See 9.5 of ISO 10303-11:2004.

### 11.2.9.1 Association Ends

**AssociationEnd:** body

**To:** [Statement](#)

Definition: represents the relationship between a (conceptual) Algorithm and a definition of the Algorithm as a Statement. In most cases, the Statement is a StatementBlock – a sequence of actions to be performed. The body of the Algorithm is modeled as optional (0..1). Support for the body is not a requirement for the support of Algorithms.

**Note** – See 9.5 of ISO 10303-11:2004.

Multiplicity: 0..1

Properties: composite

**AssociationEnd: implements**

To: [Algorithm](#)

Definition: represents the relationship between a FunctionBody and the Algorithm for which it specifies an implementation.

Multiplicity: 0..1

### 11.2.10 Association: algorithm-has-parameters

Definition: represents the relationship between an Algorithm and its formal parameters.

#### 11.2.10.1 Supertypes

[Core::element-defined-in-scope](#)

#### 11.2.10.2 Association Ends

**AssociationEnd: formal-parameters**

To: [Parameter](#)

Definition: represents the relationship between the Algorithm and its formal parameters.

Multiplicity: 0..\* unordered

Properties: composite

**AssociationEnd: namespace**

To: [Algorithm](#)

Definition: represents the relationship between the Parameter and the Algorithm of which it is a formal parameter, and therefore the Algorithm which is the namespace for its :id.

Multiplicity: 1..1

### 11.2.11 Association: function-has-result

Definition: represents the relationship between a Function and its FunctionResult.

**Note** – See 9.5.1 of ISO 10303-11:2004.

#### 11.2.11.1 Supertypes

[Core::element-defined-in-scope](#)

#### 11.2.11.2 Association Ends

**AssociationEnd: namespace**

To: [Function](#)

redefines: Core:NamedElement.namespace

Definition: the Function that is the AlgorithmScope in which the Function name refers to the FunctionResult.

Multiplicity: 1..1

**AssociationEnd: result**

**To: [FunctionResult](#)**

subsets: [Core:Scope:named-elements](#)

Definition: represents the relationship between a Function and its FunctionResult.

**Note** – See 9.5.1 of ISO 10303-11:2004.

Multiplicity: 1..1

Properties: composite

### 11.2.12 Generalization Sets

**Generalization Set: Algorithm categories**

**complete, disjoint**

Every Algorithm is one of Function or Procedure.

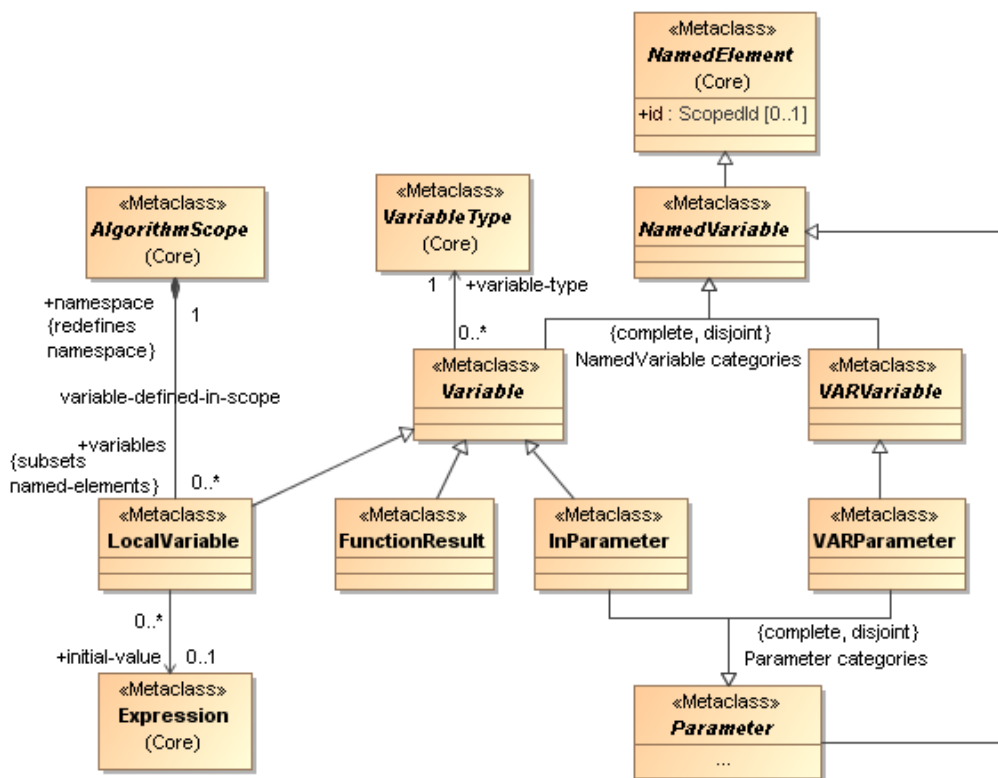
**Generalization Set: Parameter categories**

**complete, disjoint**

Every Parameter is one of InParameter or VARParameter.

## 11.3 Variables

This section describes the concepts associated with Variables in EXPRESS. Variables are introduced in Algorithms and GlobalRules. Figure 11.2 depicts the concepts described in this section.



## Figure 11.2 - Variables

### 11.3.1 Class: LocalVariable

Definition: a Variable that is declared as LOCAL to an Algorithm or GlobalRule and given an Identifier, and possibly an initial value, in the declaration.

**Note** – See 9.5.4 of ISO 10303-11:2004.

#### 11.3.1.1 Supertypes

[Variable](#)

#### 11.3.1.2 Attributes

none

#### 11.3.1.3 Associations

**AssociationEnd:** initial-value

**To:** [Core::Expression](#)

Definition: represents the relationship between the LocalVariable and the Expression that specifies its initial-value on entry to the body of the Algorithm or GlobalRule that defines it.

Multiplicity: 0..1

**AssociationEnd:** namespace

**To:** [Core::AlgorithmScope](#)

via: [variable-defined-in-scope](#)

redefines: [Core::NamedElement.namespace](#)

Definition: represents the relationship between the LocalVariable and the AlgorithmScope in which it is defined. This is a refinement of the NamedElement:namespace relationship. The lifetime of a LocalVariable is exactly equal to the lifetime of the algorithm invocation or the GlobalRule evaluation that corresponds to the AlgorithmScope.

Multiplicity: 1..1

#### 11.3.1.4 Other Roles

none

### 11.3.2 Class: NamedVariable

Definition: Any EXPRESS syntactic variable: A LocalVariable, a QueryVariable, an increment ControlVariable, an AliasVariable, or a Parameter or FunctionResult. A NamedVariable is a NamedElement and always has a name/identifier. Each kind of NamedVariable has a different scope, but the scope of every NamedVariable is a LocalScope.

Every NamedVariable is either a Variable or a VARVariable.

Properties: abstract

#### 11.3.2.1 Supertypes

[Core::NamedElement](#)

### 11.3.2.2 Attributes

none

### 11.3.2.3 Associations

none

### 11.3.2.4 Other Roles

From: [Expressions::VariableRef](#) as refers-to

### 11.3.2.5 Rules

#### Constraint (OCL)

```
exists(self->id);
```

Every NamedVariable has an identifier.

## 11.3.3 Class: VARVariable

Definition: A VARVariable represents a “pointer” that functions as a reference to a “cell” - a Variable, or a part of a Variable - during the execution of an Algorithm.

A VARVariable is a NamedVariable, but it is not a Variable. Unlike a Variable, it does not itself hold an Instance. Instead, it points to a cell that holds an Instance. The cell to which a VARVariable refers is called its *referent*. The referent of a VARVariable can be anything to which a VARExpression (see 14.10.5) can refer. The referent of a VARVariable is fixed at the time the instance of the VARVariable is created.

There are two kinds of VARVariables: VARParameter and AliasVariable.

Properties: abstract

### 11.3.3.1 Supertypes

[NamedVariable](#)

### 11.3.3.2 Attributes

none

### 11.3.3.3 Associations

none

### 11.3.3.4 Other Roles

From: [Statements::AliasRef](#) as refers-to

## 11.3.4 Class: Variable

Definition: a NamedVariable that exists during an invocation of an Algorithm or the evaluation of a GlobalRule and contains an Instance of a specified data type. (In essence, the type of a Variable specifies the structure of the object that contains the value.) During execution of an Algorithm, the Instance contained in a Variable can change.

Variables can be the objects of assignments or the referents of VARExpressions (see Section 14.10 ), and they have declared or implied data types that constrain their allowable values.

**Note** – See 9.5.4 of ISO 10303-11:2004. Part 11 uses the term “variable” to denote any of several kinds of objects that hold values, including LocalVariables, FunctionResults, Parameters, aggregate members, and ExplicitAttributes in EntityValues. The term Variable here only refers to LocalVariables, FunctionResults, and InParameters.

Properties: abstract

#### 11.3.4.1 Supertypes

[NamedVariable](#)

#### 11.3.4.2 Attributes

none

#### 11.3.4.3 Associations

**AssociationEnd:** variable-type

**To:** [Core::VariableType](#)

Definition: the data type of the Variable - the type of the values that the Variable can contain.

In any given invocation, the data type of the Variable is an InstantiableType. If the data type of the Variable is specified as an InstantiableType, it is fixed for all invocations. If the data type of the Variable is specified as an ActualType, the actual data type varies from invocation to invocation, according to the data type of an actual parameter. If the Variable is an InParameter and its formal parameter type is a GeneralizedType, the variable-type is the corresponding ActualType.

**Note** – See 9.5.4 of ISO 10303-11:2004.

Multiplicity: 1..1

#### 11.3.4.4 Other Roles

**From:** [Statements::VariableCell](#) as refers-to

### 11.3.5 Association: variable-defined-in-scope

Definition: represents the relationship between a LocalVariable and the AlgorithmScope in which it is defined. This is a refinement of the [element-defined-in-scope](#) relationship.

#### 11.3.5.1 Supertypes

[Core::element-defined-in-scope](#)

#### 11.3.5.2 Association Ends

**AssociationEnd:** namespace

**To:** [Core::AlgorithmScope](#)

redefines: Core:NamedElement.namespace

Definition: represents the relationship between the LocalVariable and the AlgorithmScope in which it is defined. This is a refinement of the NamedElement:namespace relationship. The lifetime of a LocalVariable is exactly equal to the lifetime of the algorithm invocation or the GlobalRule evaluation that corresponds to the AlgorithmScope.



Multiplicity: 1..1

**AssociationEnd: variables**

**To: [LocalVariable](#)**

subsets: [Core:Scope.named-elements](#)

Definition: represents the relationship between the LocalScope and the set of LocalVariables that are defined within it.

Multiplicity: 0..\* unordered

Properties: composite

### 11.3.6 Generalization Sets

**Generalization Set: NamedVariable categories**

**complete, disjoint**

Every NamedVariable is one of Variable or VARVariable.

## 11.4 Actual Types

In the simplest case, return values, variables, and other elements whose lifetime is the evaluation of the Algorithm are declared to have InstantiableTypes. But they can also be declared to be derivatives of the data types of the actual parameters in a given invocation. Figure 11.3 depicts the model of data types that have such declarations, herein called *ActualTypes*.

EXPRESS permits the `generalized_type` specifications for formal parameters to contain labeled generic components that refer to specific elements of the data type of the corresponding actual parameters. These labeled components are modeled as ParametricElements (see Section 8.14.2 ). The specifications of data types that are ActualTypes refer to ParametricElements, as shown in Figure 11.3.

All of these concepts are described in detail in this section.

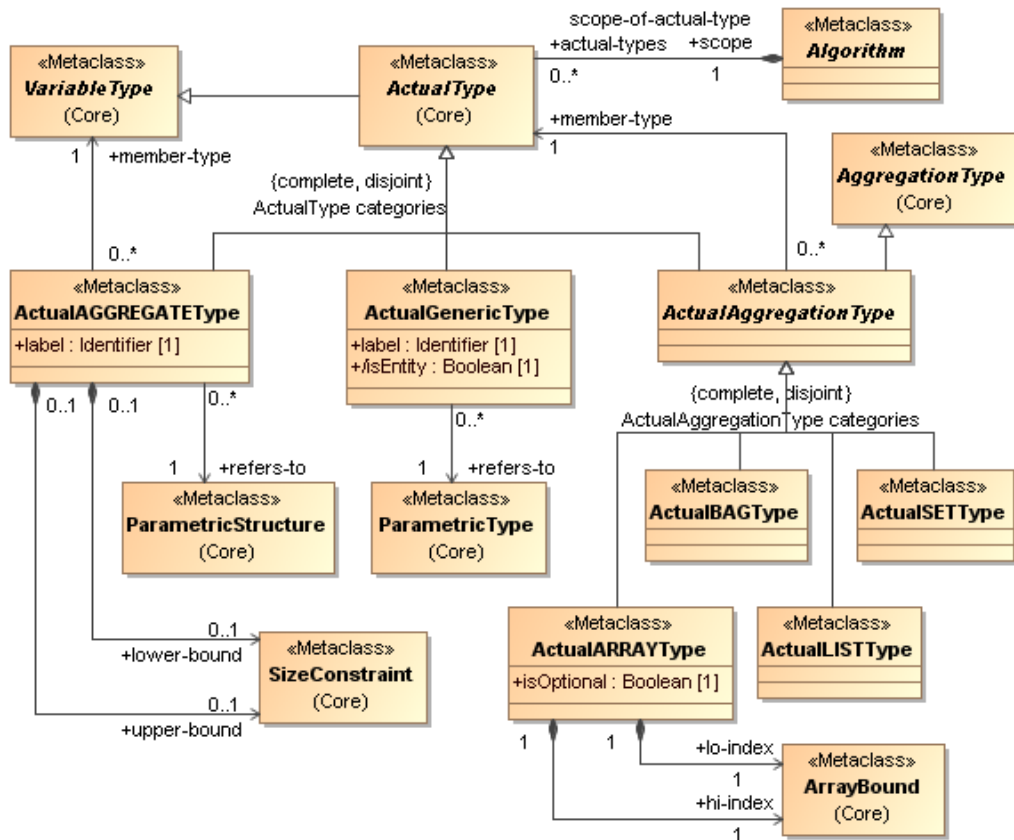


Figure 11.3- Actual Types

### 11.4.1 Class: Core::ActualType

Definition: specification of an instantiable data type by reference to (a component of) the data type of the actual parameter that corresponds to a formal parameter of the Algorithm.

Each subtype of ActualType refers to a ParametricElement that is defined among the formal Parameters of the Algorithm. The ParametricElement denotes the corresponding component of the data type of the corresponding actual parameter in any given invocation. The ParametricElement is named by an EXPRESS `type_label`, and the ActualType refers to that ParametricElement via the `type_label`.

**Note** – The class ActualType is defined in the Core package (8.6.1).

### 11.4.2 Class: ActualAGGREGATEType

Definition: an ActualType that is an aggregation type whose structure is specified by a ParametricStructure, which refers to the structure of a (component of) an actual parameter. The `.label` attribute is used to determine the ParametricStructure to which it refers. The member-type of the ActualAGGREGATEType can be any VariableType (Instantiable or Actual) and need not have any relationship to the member type of the corresponding actual parameter.

**Note** – See 9.5.3.4 of ISO 10303-11:2004.

### 11.4.2.1 Supertypes

[Core::ActualType](#)

### 11.4.2.2 Attributes

**Attribute:** label

**To:** [Core::Identifier](#)

Definition: Represents the EXPRESS `type_label` on the AGGREGATE type, which is used to associate it with the ParametricStructure that defines that identifier.

**Note** – The label on the ActualAGGREGATEType is not a definition of that symbol; it is a reference to the occurrence of that symbol as a label on a component of a formal parameter type that defines the label in the Algorithm namespace as the `id` for a ParametricStructure that defines what the actual structure is for each invocation. More than one ActualAGGREGATEType can have the same label and refer to the same structure.

Multiplicity: 1..1

### 11.4.2.3 Associations

**AssociationEnd:** lower-bound

**To:** [Core::SizeConstraint](#)

Subsets: [Core::ParameterType:constraints](#)

Definition: represents a lower-bound constraint on aggregate values that are instances of the actual aggregation type corresponding to the AGGREGATE type. If the lower-bound constraint is present, the number of members of the aggregate value shall be greater than or equal to this value. If the lower-bound is not present or evaluates to zero, there is no constraint. Unless the lower-bound specified for the AGGREGATE type is an explicit “0,” this constraint shall appear.

**Note** – See 9.5.3.2 of ISO 10303-11:2004.

Multiplicity: 0..1

**AssociationEnd:** member-type

**To:** [Core::VariableType](#)

Definition: represents the type of the components of the actual aggregation type that has the structure that corresponds to the AGGREGATE type. The type of the members may be an InstantiableType or an ActualType derived from a ParameterType.

**Note** – See 9.5.3.1 of ISO 10303-11:2004.

Multiplicity: 1..1

**AssociationEnd:** refers-to

**To:** [ParametricStructure](#)

Definition: the ParametricStructure that defines the identifier that corresponds to the `label` on the ActualAGGREGATEType. When instantiated, the ActualAGGREGATEType will have the structure of the component of the datatype of the ActualParameter that corresponds to this ParametricStructure.

Multiplicity: 1..1

**AssociationEnd:** upper-bound

**To:** [Core::SizeConstraint](#)

Subsets: [Core::ParameterType:constraints](#)

Definition: represents an upper-bound constraint on aggregate values that are instances of the actual aggregation type corresponding to the AGGREGATE type. If the upper-bound constraint is present and does not evaluate to indeterminate ("?"), the number of members of the aggregate value shall be less than or equal to this value. If the upper-bound is not present or evaluates to indeterminate, there is no constraint. Unless the upper-bound specified for the AGGREGATE type is an explicit "?", this constraint shall appear.

**Note** – See 9.5.3.3 of ISO 10303-11:2004.

Multiplicity: 0..1

#### 11.4.2.4 Other Roles

none

### 11.4.3 Class: ActualAggregationType

Definition: An aggregation type whose member-type is an ActualType. An ActualAggregationType differs from an InstantiableAggregationType in that the data type of its components is dynamically specified.

Properties: abstract

#### 11.4.3.1 Supertypes

[Core::AggregationType](#) , [Core::ActualType](#)

#### 11.4.3.2 Attributes

none

#### 11.4.3.3 Associations

**AssociationEnd: member-type**

**To:** [Core::ActualType](#)

Definition: represents the ActualType that is the the type of the component elements of the ActualAggregationType.

**Note** – If the member-type were not itself an ActualType, the ActualAggregationType would be an Instantiable AggregationType.

Multiplicity: 1..1

#### 11.4.3.4 Other Roles

none

### 11.4.4 Class: ActualARRAYType

Definition: An ActualAggregationType whose structure is an ARRAY with defined lower and upper bounds on the index.

#### 11.4.4.1 Supertypes

[ActualAggregationType](#)

#### 11.4.4.2 Attributes

##### Attribute: isOptional

To: [\(UML\) Boolean](#)

Definition: True if the member type is declared to be OPTIONAL in the syntactic designation for the ARRAYType; False otherwise. When isOptional is True, any instance of the ARRAYType is permitted to have members whose value is unspecified ("?").

**Note** – See 8.2.1 of ISO 10303-11:2004.

Multiplicity: 1..1

#### 11.4.4.3 Associations

##### AssociationEnd: hi-index

To: [Core::ArrayBound](#)

Definition: represents the upper bound on the Integer index-range of each value of the ActualARRAYType.

**Note** – See 8.2.1 and 15.11 of ISO 10303-11:2004.

Multiplicity: 1..1

##### AssociationEnd: lo-index

To: [Core::ArrayBound](#)

Definition: represents the lower bound on the Integer index-range of each value of the ActualARRAYType.

**Note** – See 8.2.1 and 15.11 of ISO 10303-11:2004.

Multiplicity: 1..1

#### 11.4.4.4 Other Roles

none

### 11.4.5 Class: ActualBAGType

Definition: An ActualAggregationType whose structure is a BAG (see 8.10.4).

#### 11.4.5.1 Supertypes

[ActualAggregationType](#)

#### 11.4.5.2 Attributes

none

#### 11.4.5.3 Associations

none

#### 11.4.5.4 Other Roles

none

## 11.4.6 Class: ActualGenericType

Definition: an ActualType that refers to a ParametricType - the data type, or the member-type, of an actual parameter.

The `:label` attribute is used to determine the ParametricType to which it refers.

**Note** – See 9.5.3.4 of ISO 10303-11:2004.

### 11.4.6.1 Supertypes

[Core::ActualType](#)

### 11.4.6.2 Attributes

**Attribute: isEntity**

**To:** [\(UML\) Boolean](#)

Definition: True if the ActualType is required to be an EntityType; False otherwise.

Multiplicity: 1..1

Properties: derived.

### Tagged Values

```
derivation = self->refers-to->isEntity;
```

**Attribute: label**

**To:** [Core::Identifier](#)

Definition: Represents the EXPRESS `type_label` on the `GENERIC` or `GENERIC_ENTITY` keyword, which is used to associate it with the ParametricType that defines that `type_label`.

**Note** – The label on the ActualGenericType is not a definition of that symbol; it is a reference to the occurrence of that symbol as a label on a component of a formal parameter type.

Multiplicity: 1..1

### 11.4.6.3 Associations

**AssociationEnd: refers-to**

**To:** [Core::ParametricType](#)

Definition: the ParametricType that defines the identifier that corresponds to the `:label` on the ActualGenericType. When instantiated, the actual type will be the (component of the) datatype of the actual parameter that corresponds to this ParametricType.

Multiplicity: 1..1

### 11.4.6.4 Other Roles

none

## 11.4.7 Class: ActualLISTType

Definition: An ActualAggregationType whose structure is a LIST. (See 8.10.6)

### 11.4.7.1 Supertypes

[ActualAggregationType](#)

#### 11.4.7.2 Attributes

none

#### 11.4.7.3 Associations

none

#### 11.4.7.4 Other Roles

none

### 11.4.8 Class: ActualSETType

Definition: An ActualAggregationType whose structure is a SET. (See 8.10.8)

#### 11.4.8.1 Supertypes

[ActualAggregationType](#)

#### 11.4.8.2 Attributes

none

#### 11.4.8.3 Associations

none

#### 11.4.8.4 Other Roles

none

### 11.4.9 Association: scope-of-actual-type

Definition: represents the relationship between an ActualType and the Algorithm that is its scope.

#### 11.4.9.1 Association Ends

**AssociationEnd: scope**

**To: [Algorithm](#)**

Definition: The Algorithm in which the ActualType is specified. The ActualType must be the data type of a Variable or Attribute whose scope is contained in the Algorithm.

The ParametricElement that defines the `type_label` to which the ActualType refers shall be defined among the formal parameters of the Algorithm.

**Note** – An ActualType does not have a namespace; it defines no identifiers. The `:scope` of the ActualType represents the ownership of the ActualType and the lifetime of the ActualType.

Multiplicity: 1..1

**AssociationEnd: actual-types**

**To: [ActualType](#)**

Definition: the set of ActualTypes that are defined in the Algorithm.







# 12 Package : Rules

The Rules Package contains the models of RULEs and SUBTYPE\_CONSTRAINTS, which rely on the notion of extents of types with populations (see 10.7).

## 12.1 Imported Packages

**Imports Package:** [Algorithms](#)

The Rules Package imports the Algorithms Package for the Variable and Statement concepts.

By way of the Algorithms Package, the Rules Package imports the Core Package for the NamedElement and Scope concepts, for the EntityType concept, and for the basic Expression concept.

## 12.2 Global Rules

This section models the concepts used in EXPRESS RULE declarations. Figure 12.1 depicts the principal concepts.

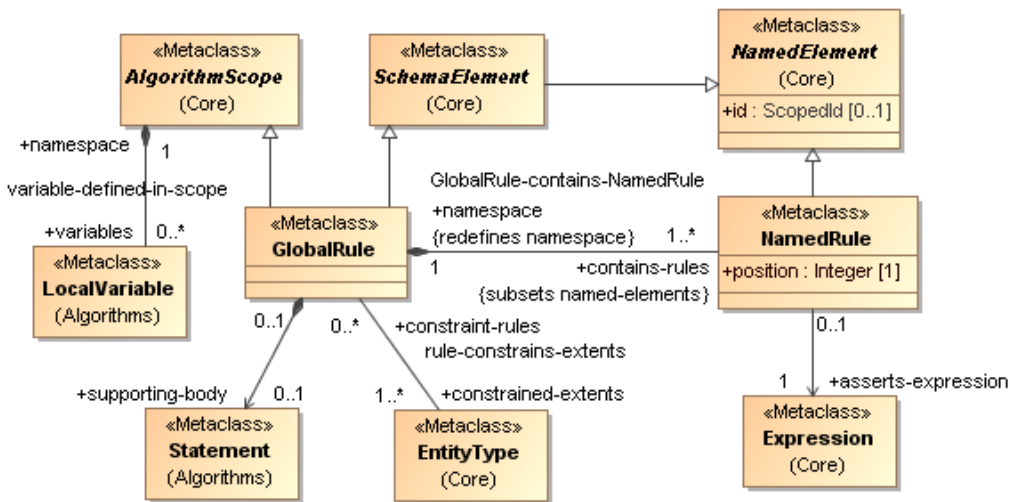


Figure 12.1 - Global Rules

### 12.2.1 Class: GlobalRule

Definition: a SchemaElement denoting a collection of NamedRules for the interaction of the Extents of one or more EntityTypes. It corresponds to the RULE declaration in EXPRESS. Every GlobalRule is also an AlgorithmScope and may define CommonElements and Variables.

**Note** – See 9.6 of ISO 10303-11:2004.

#### 12.2.1.1 Supertypes

[Core::AlgorithmScope](#), [Core::SchemaElement](#)

### 12.2.1.2 Attributes

none

### 12.2.1.3 Associations

**AssociationEnd: constrained-extents**

**To: [Core::EntityType](#)**

via: [rule-constrains-extents](#)

Definition: the EntityTypes whose Extents are constrained by the GlobalRule

**Note** – See 9.6 of ISO 10303-11:2004.

Multiplicity: 1..\* unordered

**AssociationEnd: contains-rules**

**To: [NamedRule](#)**

via: [GlobalRule-contains-NamedRule](#)

Subsets: [Core::LocalScope:local-elements](#)

Definition: represents the relationship between the GlobalRule (container) and the NamedRules it contains. Since the GlobalRule also constitutes the scope of the id (if any) for the NamedRule, this relationship is treated as a specialization of the Scope:named-elements relationship.

Multiplicity: 1..\* unordered

Properties: composite

**AssociationEnd: supporting-body**

**To: [Algorithms::Statement](#)**

Definition: represents the Statement, usually a StatementBlock, that provides values for LocalVariables used in the NamedRules that are contained in the GlobalRule.

The supporting-body of the GlobalRule can only appear if one or more LocalVariables are introduced for use in the NamedRules, and even then, the supporting-body is not required if the value of each LocalVariable is completely defined by an initializing expression.

If an implementation of the metamodel does not support the Statements compliance point, the supporting body should be captured as text when it is present.

**Note** – See 9.6 of ISO 10303-11:2004.

Multiplicity: 0..1

Properties: composite

### 12.2.1.4 Other Roles

none

### 12.2.1.5 Rules

**Constraint (OCL)**

```
exists(self->defined-in);
```

Every GlobalRule shall be defined-in a Schema.

### Constraint (OCL)

```
exists(self->id);
```

Every GlobalRule shall have an identifier

### Constraint (OCL)

```
if exists(self->supporting-body) then exists(self->variables);
```

A GlobalRule cannot have a supporting body unless it defines LocalVariables.

## 12.2.2 Class: NamedRule

Definition: a constraint requiring a given Boolean Expression involving the Extents of one or more EntityTypes to evaluate to True. It corresponds to a domain rule contained in a Rule declaration in EXPRESS.

**Note** – See 9.6 of ISO 10303-11:2004.

### 12.2.2.1 Supertypes

[Core::NamedElement](#)

### 12.2.2.2 Attributes

**Attribute: position**

**To: [\(UML\) Integer](#)**

Definition: Represents the lexical position of the NamedRule in the sequence of NamedRules contained in the GlobalRule.

Multiplicity: 1..1

### 12.2.2.3 Associations

**AssociationEnd: asserts-expression**

**To: [Core::Expression](#)**

Definition: represents the fact that every NamedRule states a Boolean expression that is required to be True for the Extents in a given Population.

**Note** – See 9.6 of ISO 10303-11:2004. The asserts-expression that formulates the NamedRule is wholly owned by the NamedRule. It is not treated as reusable.

Multiplicity: 1..1

**AssociationEnd: namespace**

**To: [GlobalRule](#)**

via: [GlobalRule-contains-NamedRule](#)

redefines: [Core::NamedElement.namespace](#)

Definition: represents the relationship between the NamedRule and the GlobalRule that contains it. This is a refinement of the NamedElement:namespace relationship to Scope. In addition to being the namespace for the id of the NamedRule, the GlobalRule identifies the EntityTypes to which the NamedRule applies (and whose Extents may be referred to in the asserts-expression) and may define Variables that are used in the asserts-expression.

Multiplicity: 1..1

#### 12.2.2.4 Other Roles

None

### 12.2.3 Association: GlobalRule-contains-NamedRule

Definition: represents the relationship between the GlobalRule (container) and the NamedRules it contains.

#### 12.2.3.1 Supertypes

[Core::element-defined-in-scope](#)

#### 12.2.3.2 Association Ends

**AssociationEnd: contains-rules**

**To: [NamedRule](#)**

Definition: represents the relationship between the GlobalRule (container) and the NamedRules it contains. Since the GlobalRule also constitutes the scope of the id (if any) for the NamedRule, this relationship is treated as a specialization of the Scope:named-elements relationship.

Multiplicity: 1..\* unordered

Properties: composite

**AssociationEnd: namespace**

**To: [GlobalRule](#)**

Definition: represents the relationship between the NamedRule and the GlobalRule that contains it. This is a refinement of the NamedElement:namespace relationship to Scope. In addition to being the namespace for the id of the NamedRule, the GlobalRule identifies the EntityTypes to which the NamedRule applies (and whose Extents may be referred to in the asserts-expression) and may define Variables that are used in the asserts-expression.

Multiplicity: 1..1

### 12.2.4 Association: rule-constrains-extents

Definition: represents the relationship between a GlobalRule and the EntityTypes whose Extents it constrains.

**Note** – See 9.6 of ISO 10303-11:2004.

#### 12.2.4.1 Association Ends

**AssociationEnd: constrained-extents**

**To: [Core::EntityType](#)**

Definition: represents the relationship between a GlobalRule and the Extents of the EntityTypes that it constrains.

**Note** – See 9.6 of ISO 10303-11:2004.

Multiplicity: 1..\* unordered

**AssociationEnd: constraint-rules**

**To: [GlobalRule](#)**

Definition: represents the relationship between an EntityType and the GlobalRules that constrain it.

**Note** – See 9.6 of ISO 10303-11:2004.

Multiplicity: 0..\* unordered

## 12.3 SupertypeRules and SubtypeConstraints

This section models the concepts used in EXPRESS supertype clauses and SUBTYPE\_CONSTRAINT declarations.

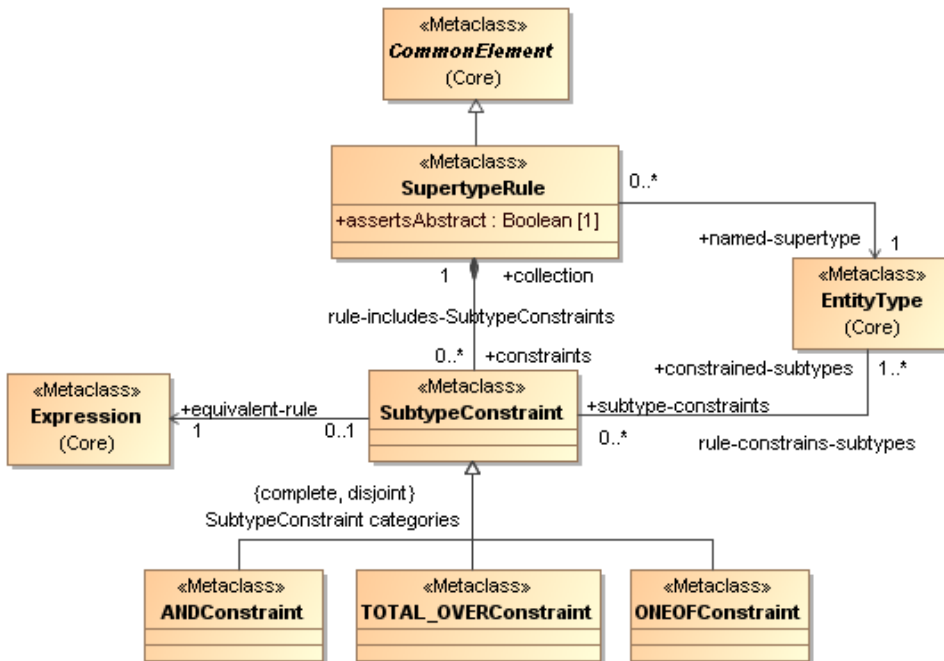


Figure 12.2 - Supertype Rules and Subtype Constraints

### 12.3.1 Class: ANDConstraint

Definition: a constraint requiring its two operands to be equal as sets. Each operand can be a single Extent or a union of Extents.

**Note** – See 9.2.5.4 of ISO 10303-11:2004.

#### 12.3.1.1 Supertypes

[SubtypeConstraint](#)

#### 12.3.1.2 Attributes

none

#### 12.3.1.3 Associations

none

#### 12.3.1.4 Other Roles

none

## 12.3.2 Class: ONEOFConstraint

Definition: a constraint requiring all of its operands to be mutually exclusive. Each operand can be a single Extent or a union of Extents.

**Note** – See 9.2.5.2 of ISO 10303-11:2004.

### 12.3.2.1 Supertypes

[SubtypeConstraint](#)

### 12.3.2.2 Attributes

none

### 12.3.2.3 Associations

none

### 12.3.2.4 Other Roles

none

## 12.3.3 Class: SubtypeConstraint

Definition: a Rule requiring a specific relationship among the Extents of two or more subtypes of a given supertype Entity Type. The constraint can be stated as a relationship among the Extents as Sets of entity instances, and is equivalent to a NamedRule.

**Note** – See 9.2.5 of ISO 10303-11:2004.

### 12.3.3.1 Supertypes

none

### 12.3.3.2 Attributes

none

### 12.3.3.3 Associations

**AssociationEnd:** collection

**To:** [SupertypeRule](#)

via: [rule-includes-SubtypeConstraints](#)

Definition: represents the relationship of a SubtypeConstraint to the SupertypeRule that contains it, which also identifies the common supertype.

Multiplicity: 1..1

**AssociationEnd:** constrained-subtypes

**To:** [Core::EntityType](#)

via: [rule-constrains-subtypes](#)

Definition: the EntityTypes whose Extents are constrained by the SubtypeConstraint.

**Note** – See 9.2.5 of ISO 10303-11:2004.

Multiplicity: 1..\* unordered

**AssociationEnd: equivalent-rule**

**To:** [Core::Expression](#)

Definition: represents the fact that every SubtypeConstraint is equivalent to a BooleanExpression involving the Extents of the EntityTypes named in the SubtypeConstraint. The Expression is required to evaluate to True. The effect is that the SubtypeConstraint is equivalent to a NamedRule.

**Note** – The equivalent-rule that formulates the SubtypeConstraint is wholly owned by the SubtypeConstraint. It is not treated as reusable.

Multiplicity: 1..1

#### 12.3.3.4 Other Roles

none

### 12.3.4 Class: SupertypeRule

Definition: a CommonElement representing a collection of rules requiring specific relationships among the Extents of two or more subtypes of a given supertype EntityType. The interpretation of a SupertypeRule is that all of the contained constraints shall hold. SupertypeRule corresponds to a SUBTYPE\_CONSTRAINT declaration, or to the EXPRESS supertype-clause attached to an entity declaration.

A SupertypeRule shall have an :id value if and only if it represents an EXPRESS SUBTYPE\_CONSTRAINT.

**Note** – This rule reflects the EXPRESS syntax. An EXPRESS supertype-clause has no identifier. An EXPRESS SUBTYPE\_CONSTRAINT is required to have an identifier.

**Note** – See 9.2.5 and 9.7 of ISO 10303-11:2004.

#### 12.3.4.1 Supertypes

[Core::CommonElement](#)

#### 12.3.4.2 Attributes

**Attribute: assertsAbstract**

**To:** [\(UML\) Boolean](#)

Definition: Represents a declaration in a SUBTYPE\_CONSTRAINT that the .supertype EntityType is to be treated as ABSTRACT in this context, which is usually an interfacing schema.

**Note** – See clause 9.2.5.1 of ISO 10303-11:2004.

Multiplicity: 1..1

#### 12.3.4.3 Associations

**AssociationEnd: constraints**

**To:** [SubtypeConstraint](#)

via: [rule-includes-SubtypeConstraints](#)

Definition: represents the relationship between a SupertypeRule (supertype-clause or SUBTYPE\_CONSTRAINT) and the individual subtype constraints it contains.



Multiplicity: 0..\* unordered

Properties: composite

**AssociationEnd: named-supertype**

**To:** [Core::EntityType](#)

Definition: represents the relationship between a SupertypeRule and the EntityType that is the supertype of all the EntityTypes that appear in the SupertypeRule. This relationship is nominal for ANDConstraints and ONEOFConstraints, but significant for ABSTRACT and TOTAL\_OVERConstraints.

**Note** – See 9.2.5 and 9.7 of ISO 10303-11:2004.

Multiplicity: 1..1

#### 12.3.4.4 Other Roles

none

### 12.3.5 Class: TOTAL\_OVERConstraint

Definition: a constraint requiring the union of all of its operands to be equal to the Extent of the supertype.

**Note** – See 9.7.2 of ISO 10303-11:2004.

**Note** – The proper model of a TOTAL\_OVER constraint requires that the supertype be one of the operands of the equivalent-expression and that the supertype be included among the constrained-subtypes.

#### 12.3.5.1 Supertypes

[SubtypeConstraint](#)

#### 12.3.5.2 Attributes

none

#### 12.3.5.3 Associations

none

#### 12.3.5.4 Other Roles

none

### 12.3.6 Association: rule-constrains-subtypes

Definition: represents the relationship between a SubtypeConstraint and the Extents of the EntityTypes to which it refers.

**Note** – See 9.2.5 of ISO 10303-11:2004.

#### 12.3.6.1 Association Ends

**AssociationEnd: constrained-subtypes**

**To:** [Core::EntityType](#)

Definition: represents the relationship between a SubtypeConstraint and the EntityTypes whose Extents it constrains.

**Note** – See 9.2.5 of ISO 10303-11:2004.

Multiplicity: 1..\* unordered

**AssociationEnd: constraints**

To: [SubtypeConstraint](#)

Definition: represents the relationship between an EntityType and the SubtypeConstraints that involve it.

**Note** – See 9.2.5 of ISO 10303-11:2004.

Multiplicity: 0..\* unordered

### 12.3.7 Association: rule-includes-SubtypeConstraints

Definition: represents the relationship between a SupertypeRule (supertype-clause or SUBTYPE\_CONSTRAINT) and the individual subtype constraints it contains.

#### 12.3.7.1 Association Ends

**AssociationEnd: collection**

To: [SupertypeRule](#)

Definition: represents the relationship of a SubtypeConstraint to the SupertypeRule that contains it, which also identifies the common supertype.

Multiplicity: 1..1

**AssociationEnd: constraints**

To: [SubtypeConstraint](#)

Definition: represents the relationship between a SupertypeRule (supertype-clause or SUBTYPE\_CONSTRAINT) and the individual subtype constraints it contains.

Multiplicity: 0..\* unordered

Properties: composite

### 12.3.8 Generalization Sets

**Generalization Set: ActualType categories**

**complete, disjoint**

Every SubtypeConstraint is one of ONEOFConstraint, ANDConstraint, or TOTAL\_OVERConstraint.

# 13 Package : Expressions

The Expressions Package contains the detailed modeling concepts for Expressions. The basic Expression model in the Core Package is permitted to be a syntactic string. This package provides the elements that support the operational semantics of the expression.

## 13.1 Imported Packages

### Imports Package: [Algorithms](#)

The Expressions Package imports the Algorithms Package for the Variable concept, and for the Function and Parameter concepts used in FunctionCalls.

By way of the Algorithms Package, the Expressions Package imports the Core Package for the basic Expression concept, for the basic Instance concept for Expression results, and for references to InstantiableTypes, SingleEntityTypes, and Attributes.

### Imports Package: [Instances](#)

The Expressions Package imports the Instances Package for the Instance concepts that correspond to Literals and other references to Constants.

## 13.2 Overview of Expressions

Figure 13.1 provides the overview of Expression types. Expression and TextExpression are described in the Core package. FullExpression is the abstract class that represents the semantic model of an EXPRESS expression. It is described in this section. Each of its subclasses is described in a separate section below.

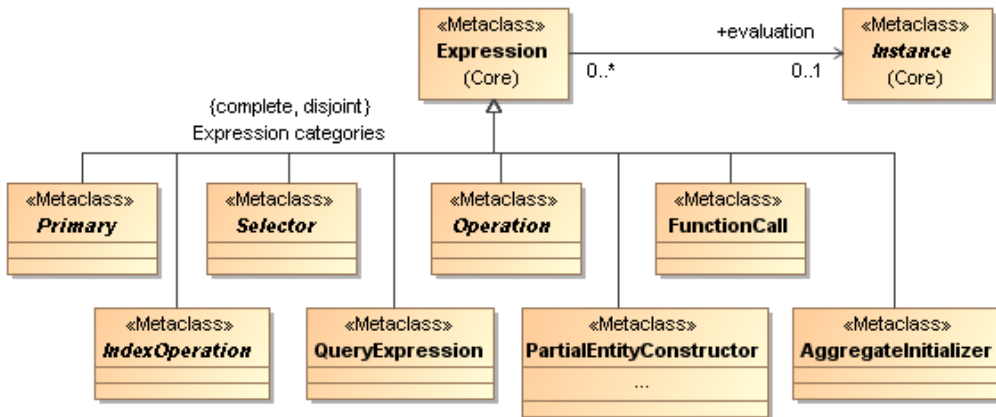


Figure 13.1 - Expressions

### 13.2.1 Class Core::Expression

Definition: In general, an Expression is the representation of an Instance by a set of computational operations that will produce that Instance when performed in the context in which the Expression occurs. An Expression is always evaluated in a context which determines the assignment of Instances to model elements (e.g., Variables, Attributes, etc.) that appear in the Expression. The Instance produced by the same Expression may vary from context to context. The Instance produced is said to be the value, or the evaluation, of the Expression.

**Note** – In general, Expressions are treated as reusable. It is recommended, however, that, except for literals and local variables, each occurrence should be a unique object. A few uses of Expression are not treated in the model as reusable, specifically those that are the definitions of Rules.

**Note** – Class Expression, and all of its properties, are defined in the Core Package, so that it can be used by other Packages, including Core, as necessary. This entry serves only to provide the Definition and a link to the complete specification in 8.17.1.

### 13.2.2 Class: IndexOperation

Definition: an Expression that returns a value “extracted from” a given base value.

Properties: abstract

#### 13.2.2.1 Supertypes

[Core::Expression](#)

#### 13.2.2.2 Attributes

none

#### 13.2.2.3 Associations

**AssociationEnd:** base-value

**To:** [Core::Expression](#)

Definition: represents the base value from which the result value is to be extracted. For an AggregateIndex, the base-value Expression must evaluate to an AggregateValue. For a BinaryIndex, the base-value Expression must evaluate to a BINARY value. For a StringIndex, the base-value Expression must evaluate to a STRING Value.

Multiplicity: 1..1

#### 13.2.2.4 Other Roles

none

### 13.2.3 Class: Operation

Definition: an abstract subclass of Expression; represents the result of a well-defined mathematical operation or character manipulation.

**Note** – See clause 12 of ISO 10303-11:2004.

Properties: abstract

### 13.2.3.1 Supertypes

[Core::Expression](#)

### 13.2.3.2 Attributes

none

### 13.2.3.3 Associations

none

### 13.2.3.4 Other Roles

none

## 13.2.4 Class: Primary

Definition: an abstract subclass of Expression representing a specific Instance, or the current value of an object that has a simple lexical designation.

**Note** – See 12.7 of ISO 10303-11:2004.

Properties: abstract

### 13.2.4.1 Supertypes

[Core::Expression](#)

### 13.2.4.2 Attributes

none

### 13.2.4.3 Associations

none

### 13.2.4.4 Other Roles

none

## 13.2.5 Class: Selector

Definition: A FullExpression that returns the value of one or more Attributes of an EntityInstance.

**Note** – This concept does not appear in Part 11 per se, but the three subclasses all appear in Part 11 and have this property.

Properties: abstract

### 13.2.5.1 Supertypes

[Core::Expression](#)

### 13.2.5.2 Attributes

none

### 13.2.5.3 Associations

**AssociationEnd: entity-instance**

**To:** [Core::Expression](#)

Definition: represents the entity instance from which the Selector extracts the value of the named Attribute(s).

**Note** – See 12.7.3 of ISO 10303-11:2004.

Multiplicity: 1..1

### 13.2.5.4 Other Roles

none

### 13.2.6 Generalization Sets

**Generalization Set: Expression categories**

**complete, disjoint**

Every Expression is one of Primary, Selector, Operation, IndexOperation, FunctionCall, QueryExpression, PartialEntityConstructor, or AggregateInitializer.

## 13.3 Primaries

This section describes the EXPRESS operations that return the values of named independent elements – Constants, Enumeration items, Extents, Variables, Parameters. It also includes SELF, which is a reference to the current instance of a data type, and Literals, which are specialized syntactic notations that refer to values of simple types.

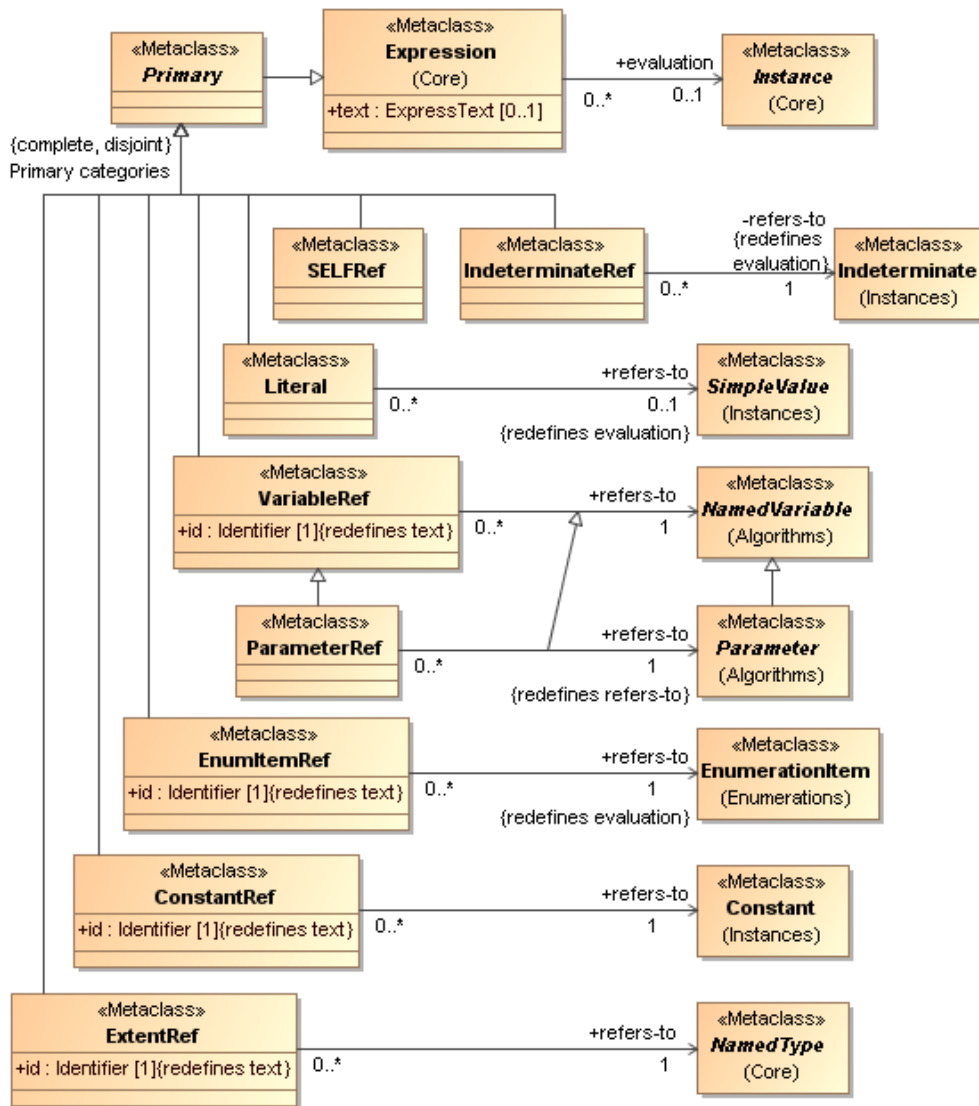


Figure 13.2 - Primaries

### 13.3.1 Class: ConstantRef

Definition: a Primary Expression that returns the (current) value of a given Constant. The :id attribute refers to an identifier for a Constant defined in, or interfaced into, the schema.

**Note** – See 12.7.1 of ISO 10303-11:2004.

**Note** – A reference to an EXPRESS “Built-in Constant” is considered to be a Literal, not a ConstantRef.

#### 13.3.1.1 Supertypes

[Primary](#)

### 13.3.1.2 Attributes

**Attribute: id**

**To:** [Core::Identifier](#)

Subsets: [Core::Expression:text](#)

Definition: Represents the identifier that is the content of the Reference.

Multiplicity: 1..1

### 13.3.1.3 Associations

**AssociationEnd: refers-to**

**To:** [Instances::Constant](#)

Definition: represents the Constant referred to by a ConstantRef.

**Note** – See 12.7.1 of ISO 10303-11:2004.

Multiplicity: 1..1

### 13.3.1.4 Other Roles

none

## 13.3.2 Class: EnumItemRef

Definition: a Primary Expression that returns an EnumerationItem (value)

**Note** – See 12.7.1 of ISO 10303-11:2004.

### 13.3.2.1 Supertypes

[Primary](#)

### 13.3.2.2 Attributes

**Attribute: id**

**To:** [Core::Identifier](#)

Subsets: [Core::Expression:text](#)

Definition: Represents the identifier that is the content of the reference.

Multiplicity: 1..1

### 13.3.2.3 Associations

**AssociationEnd: refers-to**

**To:** [Instances::EnumerationItem](#)

redefines: [Core:Expression.evaluation](#)

Definition: represents the EnumerationItem value referred to by the EnumItemRef. This relationship specializes Expression:evaluation.

Multiplicity: 1..1



#### 13.3.2.4 Other Roles

none

### 13.3.3 Class: ExtentRef

Definition: a Primary Expression denoting the extent of a NamedType (almost always an entity data type), that is, the set of instances of that data type that appear in the population. This type of Primary is only permitted in an Expression that states a Rule.

**Note** – See 9.6 of ISO 10303-11:2004.

#### 13.3.3.1 Supertypes

[Primary](#)

#### 13.3.3.2 Attributes

**Attribute: id**

**To: [Core::Identifier](#)**

Subsets: [Core::Expression:text](#)

Definition: Represents the identifier that is the content of the reference.

Multiplicity: 1..1

#### 13.3.3.3 Associations

**AssociationEnd: refers-to**

**To: [Core::NamedType](#)**

Definition: represents the relationship between the Extent Reference and the NamedType to which the :id value refers. The value returned is the Extent of that NamedType within the (current) Population.

Multiplicity: 1..1

#### 13.3.3.4 Other Roles

none

### 13.3.4 Class: IndeterminateRef

Definition: a Primary Expression consisting of the ‘symbol “?”’, which always evaluates to the INDETERMINATE value (see 9.2.9).

**Note** – See 14.2 of ISO 10303-11:2004.

Although the Indeterminate (“?”) symbol is described as a built-in constant in ISO 10303-11, it is treated here as a distinct kind of Primary, because it refers-to (evaluates-to) an instance that is not a value of any DataType.

#### 13.3.4.1 Supertypes

[Primary](#)

### 13.3.4.2 Attributes

none

### 13.3.4.3 Associations

**AssociationEnd: refers-to**

**To: Instances:Indeterminate**

redefines: Core:Expression.evaluation

Definition: represents the fact that the evaluation of the IndeterminateRef is always the Indeterminate Instance.

Multiplicity: 1..1

### 13.3.4.4 Other Roles

none

## 13.3.5 Class: Literal

Definition: a Primary Expression consisting of a symbol that denotes a specific value of a SimpleType. The :text attribute of Expression is the representation of the value.

**Note** – See 7.5 of ISO 10303-11:2004.

**Note** – References to the built-in constants - E, PI, TRUE, FALSE, UNKNOWN - are considered to be Literals whose :text is the keyword.

### 13.3.5.1 Supertypes

[Primary](#)

### 13.3.5.2 Attributes

none

### 13.3.5.3 Associations

**AssociationEnd: refers-to**

**To: [Instances::SimpleValue](#)**

redefines: [Core:Expression.evaluation](#)

Definition: represents the SimpleValue value referred to by the Literal. This relationship specializes Expression:evaluation.

Multiplicity: 0..1

**Note** – Although every Literal refers to exactly one SimpleValue, it is not usually necessary to instantiate either the SimpleValue or the relationship.

### 13.3.5.4 Other Roles

none

### 13.3.6 Class: ParameterRef

Definition: a Primary Expression that returns the current value associated with a given Parameter.

A ParameterRef is only permitted within the body of an Algorithm.

For an InParameter, the associated value is the current value of the InParameter..

For a VarParameter, the associated value is the current value in the referent of the VarParameter.

A ParameterRef is a subclass of VariableRef, because every Parameter is a NamedVariable, and a ParameterRef is a reference to the value of the Parameter seen as a variable in the body of the Algorithm.

**Note** – See 12.7.1 of ISO 10303-11:2004.

#### 13.3.6.1 Supertypes

[VariableRef](#)

#### 13.3.6.2 Attributes

none

#### 13.3.6.3 Associations

**AssociationEnd:** refers-to

**To:** [Algorithms::Parameter](#)

redefines: [VariableRef.refers-to](#)

Definition: the formal Parameter to which the ParameterRef refers. If the formal Parameter is an InParameter, the ParameterRef refers to its current value. If the formal Parameter is a VarParameter, the ParameterRef refers to the current value of its referent.

**Note** – See 12.7.1 of ISO 10303-11:2004.

Multiplicity: 1..1

#### 13.3.6.4 Other Roles

none

### 13.3.7 Class: SELFRef

Definition: A Primary Expression consisting of the symbol SELF. It refers to the value of each instance (in any Population) of the data type being defined by the declaration in which it appears. SELF is only a valid Symbol in a DomainRule.

**Note** – See clause 14.5 of ISO 10303-11:2004.

#### 13.3.7.1 Supertypes

[Primary](#)

#### 13.3.7.2 Attributes

none

### 13.3.7.3 Associations

none

### 13.3.7.4 Other Roles

none

## 13.3.8 Class: VariableRef

Definition: a Primary Expression that returns the value currently associated with a given NamedVariable. NamedVariables include LocalVariables, QueryVariables, ControlVariables, and AliasVariables. They also include Parameters and FunctionResults seen as variables within the body of the Algorithm.

A VariableRef that refers to a QueryVariable may occur anywhere within expressions in the owning Query.

A VariableRef that refers to a ControlVariable may occur anywhere within the RepeatStatement that defines the ControlVariable.

A VariableRef that refers to an AliasVariable may occur anywhere within the AliasStatement.

A VariableRef that refers to a LocalVariable may occur anywhere within the AlgorithmScope in which it is defined:

- for a GlobalRule, it may occur anywhere within the body of the GlobalRule, or within the NamedRules contained in the GlobalRule;
- for an Algorithm, it may occur within the body of an Algorithm or within initial-value expressions for other LocalVariables.

A VariableRef that refers to a Parameter may occur anywhere within the body of the Algorithm, or within initial-value expressions for LocalVariables.

A VariableRef that refers to a FunctionResult may occur anywhere within the body of the Algorithm.

The value associated with a VariableRef that refers to a VARVariable (an AliasVariable or a VARParameter) is the current value in the referent of the VARVariable.

The value associated with any other VariableRef is the current value in the Variable to which the VariableRef refers.

**Note** – See 12.7.1 of ISO 10303-11:2004.

### 13.3.8.1 Supertypes

[Primary](#)

### 13.3.8.2 Attributes

**Attribute:** id

**To:** [Core::Identifier](#)

Subsets: [Core::Expression:text](#)

Definition: Represents the identifier that is the content of the reference.

Multiplicity: 1..1

### 13.3.8.3 Associations

**AssociationEnd:** refers-to

**To:** [Algorithms::NamedVariable](#)

Definition: represents the relationship between the VariableReference and the local Variable to which it refers.

Multiplicity: 1..1

### 13.3.8.4 Other Roles

none

### 13.3.9 Generalization Sets

**Generalization Set:** Primary categories

**complete, disjoint**

Every Primary is one of ConstantRef, EnumItemRef, ExtentRef, IndeterminateRef, Literal, SELFRef, or VariableRef.

## 13.4 Indexing

This section describes the EXPRESS operations that select values that are part of Instances. Indexing operations – aggregate indexing, string indexing and binary indexing – extract component values by their numbered positions in the Instance. These concepts are shown in Figure 13.3.

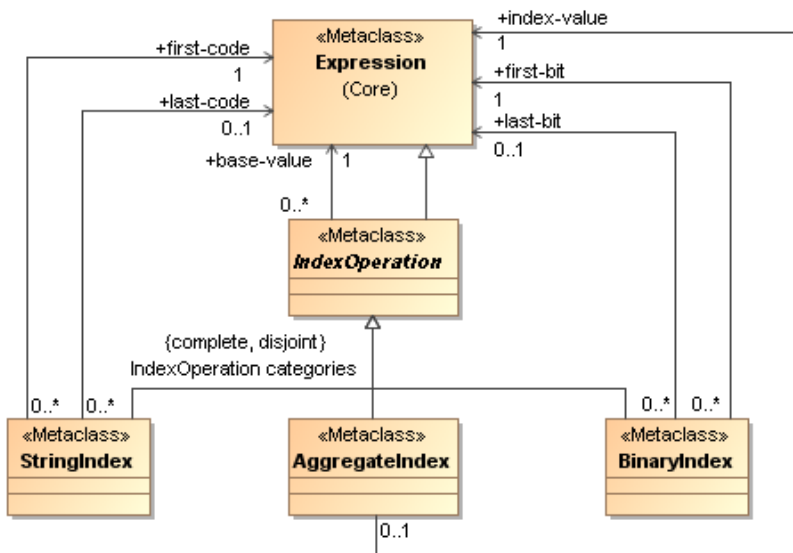


Figure 13.3 - Indexing Operations

### 13.4.1 Class: AggregateIndex

Definition: an IndexOperation that returns the value of a specified member of a given AggregateValue. .base-value evaluates to the AggregateValue. .index-value evaluates to the “position” of the member to be extracted. The interpretation of the .index-value depends on the kind of AggregateValue (Indexed, Ordered, Unordered).

**Note** – See 12.6.1 of ISO 10303-11:2004.

### 13.4.1.1 Supertypes

[IndexOperation](#)

### 13.4.1.2 Attributes

none

### 13.4.1.3 Associations

**AssociationEnd: index-value**

**To: [Core::Expression](#)**

Definition: represents the (Integer) index value designating the member whose value is to be extracted. The interpretation of the index value depends on the kind of AggregateValue.

**Note** – See 12.6.1 of ISO 10303-11:2004.

Multiplicity: 1..1

### 13.4.1.4 Other Roles

none

## 13.4.2 Class: BinaryIndex

Definition: An IndexOperation that returns a substring of one or more bits from a BINARY value. .base-value is the BINARY value. .first-bit designates the position of the first bit to be extracted. .last-bit designates the position of the last bit to be extracted. .last-bit has no value if only one bit is to be extracted.

**Note** – See clause 12.3.1. of ISO 10303-11:2004.

### 13.4.2.1 Supertypes

[IndexOperation](#)

### 13.4.2.2 Attributes

none

### 13.4.2.3 Associations

**AssociationEnd: first-bit**

**To: [Core::Expression](#)**

Definition: represents the (positive integer) value that designates the position of the first bit to be extracted.

Multiplicity: 1..1

**AssociationEnd: last-bit**

**To: [Core::Expression](#)**

Definition: represents the (positive integer) value that designates the position of the last bit to be extracted. .last-bit has no value if only one bit is to be extracted.

Multiplicity: 0..1

#### 13.4.2.4 Other Roles

none

### 13.4.3 Class: StringIndex

Definition: An IndexOperation that returns a substring of one or more characters (codes) from a STRING value. .base-value is the STRING value. .first-code designates the position of the first character (code) to be extracted. .last-code designates the position of the last character (code) to be extracted. .last-code has no value if only one character is to be extracted.

**Note** – See clause 12.5.1. of ISO 10303-11:2004.

#### 13.4.3.1 Supertypes

[IndexOperation](#)

#### 13.4.3.2 Attributes

none

#### 13.4.3.3 Associations

**AssociationEnd: first-code**

**To:** [Core::Expression](#)

Definition: represents the (positive integer) value that designates the position of the first character (code) to be extracted.

Multiplicity: 1..1

**AssociationEnd: last-code**

**To:** [Core::Expression](#)

Definition: represents the (positive integer) value that designates the position of the last character (code) to be extracted. .last-code has no value if only one character (code) is to be extracted.

Multiplicity: 0..1

#### 13.4.3.4 Other Roles

none

### 13.4.4 Generalization Sets

**Generalization Set: IndexOperation categories**      **complete, disjoint**

Every IndexOperation is one of AggregateIndex, StringIndex, or BinaryIndex.

## 13.5 Selection

This section describes the EXPRESS operations that select values that are related to EntityInstances, or are components of PartialEntityValues. Selector operations extract values related to entity instances by the name of the relationship – attributes, implicit inverse attributes (UsedIn), and attribute-groups. In a similar way, they can be used to extract the values of attributes and attribute-groups from PartialEntityValues. The Selector operations are shown in Figure 13.4.

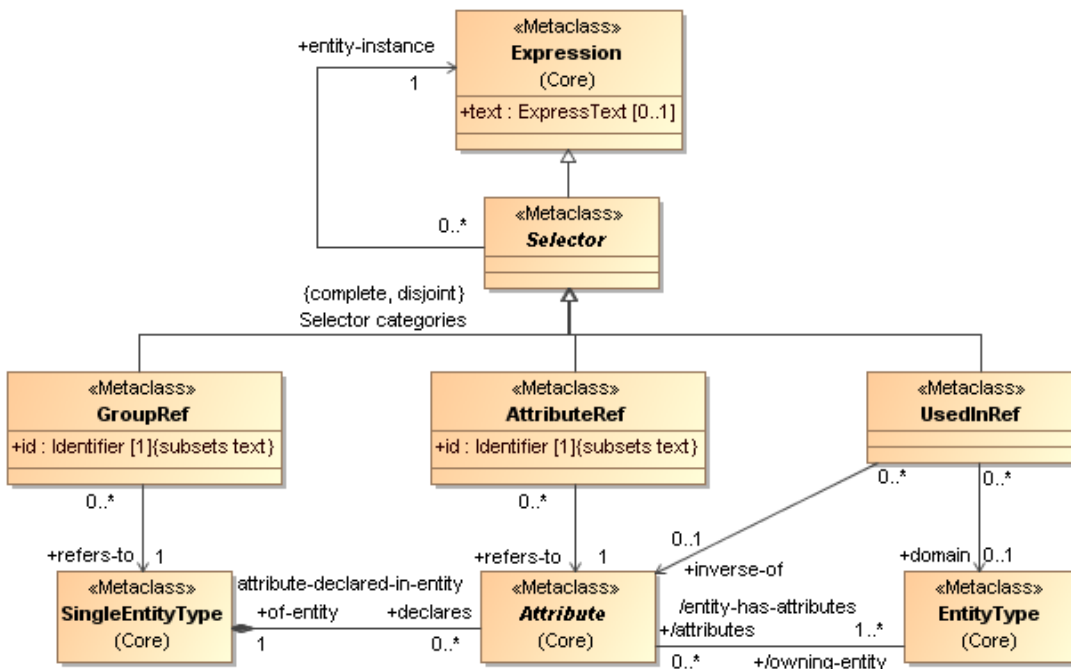


Figure 13.4 - Attribute and Attribute-Group Selectors

### 13.5.1 Class: AttributeRef

Definition: a Selector expression that returns the value of a given Attribute of a given entity instance.

Note – See 12.7.3 of ISO 10303-11:2004.

#### 13.5.1.1 Supertypes

[Selector](#)

#### 13.5.1.2 Attributes

Attribute: **id**

To: [Core::Identifier](#)

Subsets: [Core::Expression:text](#)

Definition: Represents the identifier that is the content of the reference.

Multiplicity: 1..1

#### 13.5.1.3 Associations

AssociationEnd: **refers-to**

To: [Core::Attribute](#)

Definition: represents the relationship between the AttributeReference and the Attribute to which it refers.

Multiplicity: 1..1



#### 13.5.1.4 Other Roles

none

### 13.5.2 Class: GroupRef

Definition: a Selector that returns a PartialEntityValue consisting of the values of the Attributes of a given entity instance that constitute a given SingleEntityType.

**Note** – See 12.7.4 of ISO 10303-11:2004.

#### 13.5.2.1 Supertypes

[Selector](#)

#### 13.5.2.2 Attributes

**Attribute: id**

**To:** [Core::Identifier](#)

Subsets: [Core::Expression:text](#)

Definition: Represents the identifier that is the content of the reference.

Multiplicity: 1..1

#### 13.5.2.3 Associations

**AssociationEnd: refers-to**

**To:** [Core::SingleEntityType](#)

Definition: represents the relationship between the GroupReference and the SingleEntityType (group of Attributes) to which it refers.

Multiplicity: 1..1

#### 13.5.2.4 Other Roles

none

### 13.5.3 Class: UsedInRef

Definition: a Selector expression that returns the Set of EntityInstances for which the given entity instance is in the range of the specified Attribute. In effect, it returns the value of the corresponding inverse attribute for the given entity instance.

**Note** – See clause 15.26 of ISO 10303-11:2004.

#### 13.5.3.1 Supertypes

[Selector](#)

#### 13.5.3.2 Attributes

none

### 13.5.3.3 Associations

**AssociationEnd:** inverse-of

**To:** [Core::Attribute](#)

Definition: represents the relationship between the UsedIn Reference and the Attribute designated by the :id value. The UsedIn Reference effectively produces the “inverse” of this Attribute.

Multiplicity: 1..1

### 13.5.3.4 Other Roles

none

## 13.5.4 Generalization Sets

**Generalization Set:** Selector categories

**complete, disjoint**

Every Selector is one of AttributeRef, GroupRef, UsedInRef.

## 13.6 Operations

This section describes the Expressions that are conceptually “operations” with one operand (UnaryOperation) or two operands (BinaryOperation).

The EXPRESS syntax for Operations takes several forms. Some of the operations are denoted by infix or prefix operation symbols, such as “+” or “NOT.” Others are denoted by “built-in functions” that take one or two arguments that are the operands. In this metamodel, they are all treated as Operations. Each built-in function is represented by a corresponding BinaryOperator or UnaryOperator. There is not a one-to-one correspondence between Operations and EXPRESS operation symbols and built-in functions, because some of the symbols are “overloaded,” in that they denote different operations for operands of different data types.

This section also includes the Coercion operation, which is a special case. It has only one operand, but it also has a “meta-operand” – the data type to which the operand is to be logically or physically converted. Each EXPRESS data type, including all user-defined types, implicitly defines a Coercion operation whose target is that data type. And in that sense, the data type simply distinguishes one coercion operations from another. There is no explicit EXPRESS syntax for Coercion operations; they are inserted as part of the semantic interpretation of Expressions, when it is necessary to treat a literal or result as representing a value of a different datatype.

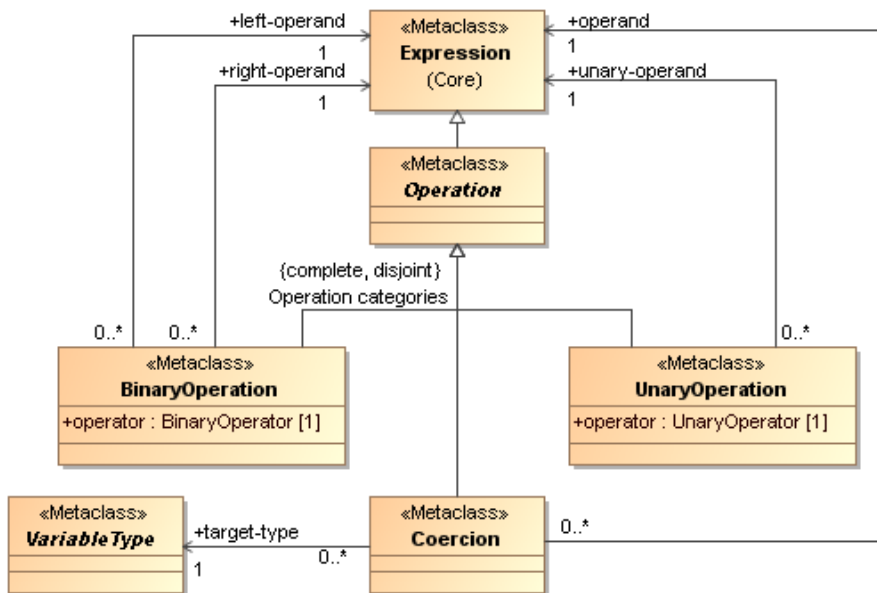


Figure 13.5 - Operations and Built-in Functions

### 13.6.1 Class: BinaryOperation

Definition: an Operation representing the result of a well-defined mathematical operation or character manipulation on two Expression operands, which are distinguished. An instance of BinaryOperation represents a usage of a value of BinaryOperator with a specific left and right operand.

**Note** – See clause 12 of ISO 10303-11:2004.

#### 13.6.1.1 Supertypes

##### [Operation](#)

#### 13.6.1.2 Attributes

**Attribute: operator**

**To:** [BinaryOperator](#)

Definition: Represents the conceptual operation that is actually being performed by the BinaryOperation.

**Note** – See ISO 10303-11.2:2004, clause 12.

Multiplicity: 1..1

#### 13.6.1.3 Associations

**AssociationEnd: left-operand**

**To:** [Core::Expression](#)

Definition: represents the operand Expression that produces one input to a BinaryOperation, distinguished (if needed) as the “left” operand in the definition of the operation.

**Note** – See clause 12 of ISO 10303-11:2004.

Multiplicity: 1..1

**AssociationEnd: right-operand**

To: [Core::Expression](#)

Definition: represents the operand Expression that produces one input to a BinaryOperation, distinguished (if needed) as the “right” operand in the definition of the operation.

**Note** – See clause 12 of ISO 10303-11:2004.

Multiplicity: 1..1

#### 13.6.1.4 Other Roles

none

### 13.6.2 Datatype: BinaryOperator

Stereotypes: enumeration

Definition: Conceptual EXPRESS language element representing the interpretation of a binary operation symbol in the context of the operand datatypes. Instances of this class are distinct operations, such as number-addition, set-union, string-compare-equal, etc. Some BinaryOperators are denoted by “built-in functions” in EXPRESS syntax.

**Note** – See ISO 10303-11.2:2004 clause 12 and some elements of clause 15.

#### 13.6.2.1 Supertypes

none

#### 13.6.2.2 Values

Value	Definition
AND	Returns true if both operands are true, unknown if both are unknown, and false if either is false.
Add	Returns the arithmetic sum of two NUMBER operands.
BadAdd	Returns the BagValue resulting from adding one to the count of occurrences of the value of the second operand in the first operand, which must be a BagValue.
BagRemove	Returns the BagValue resulting from subtracting one from the count of occurrences of the value of the second operand in the first operand, which must be a BagValue. If the first operand contains no occurrences of the value of the second operand, returns the value of the first operand.
BagUnion	For two BAG operands with a common member type, returns the BAG value in which the number of occurrences of each value of the member type is the sum of the number of its occurrences in the two operands.
BinaryAppend	Returns the BinaryValue whose bits are the bits of the value of the first operand, which must be a BinaryValue, in that order, followed by the bits of the value of the second operand, which must be a BinaryValue, in that order.
DIV	For two INTEGER operands, returns the integral part of the quotient of dividing the value of the first by the value of the second.

Difference	For two SET operands with a common member type, returns the SET value containing all members of the first operand except for those that are also members of the second operand. For two BAG operands with a common member type, returns the BAG value in which the number of occurrences of each value of the member type is the number of its occurrences in the first operand minus the number of its occurrences in the second operand, but not less than zero.
Divide	For two NUMBER operands, returns the quotient of dividing the value of the first by the value of the second.
EntityConstructor	For two operands that are PartialEntityValues, returns the PartialEntityValue that contains all of the SingleEntityValues that were present in either operand. This operation is referred to in EXPRESS as the “complex entity constructor” (  ).  <b>Note</b> – See ISO 10303-11:2004 clause 12.10
EntityValueEqual	If both operands are of a common data type and that data type is an entity data type, returns false if the value of any attribute of the first operand is NotEqual to (or EntityValueNotEqual to) the value of that attribute of the second operand, else true. If both operands are of a common data type and that data type is an aggregation type whose members are entity instances, returns false if the operands are of different sizes, or if for any of the corresponding members of the two operands, the value of any attribute of the member of the first operand is NotEqual to (or EntityValueNotEqual to) the value of that attribute of the member of the second operand, else true. If the common data type is anything else, this operator is equivalent to Equal.
EntityValueNotEqual	If both operands are of a common data type and that data type is an entity data type, returns true if the value of any attribute of the first operand is NotEqual to (or EntityValueNotEqual to) the value of that attribute of the second operand, else false. If both operands are of a common data type and that data type is an aggregation type whose members are entity instances, returns true if the operands are of different sizes, or if for any of the corresponding members of the two operands, the value of any attribute of the member of the first operand is NotEqual to (or EntityValueNotEqual to) the value of that attribute of the member of the second operand, else false. If the common data type is anything else, this operator is equivalent to NotEqual.
Equal	Returns true if both operands are of a common data type and equal in value, as defined for that type, else false. For the definition of “equal in value,” see ISO 10303-11:2004 Clause 12.2.1.
Exponent	For two NUMBER operands, returns the the value of the first raised to the power specified by the value of the second.
Greater	Returns true if both operands are of a common data type and the value of the first operand is greater than the value of the second operand, as defined for that type, else false. For the definition of “is greater than,” see ISO 10303-11:2004 Clause 12.2.1.
IN	Returns true if the value of the first operand is Equal to the value of any member of the second operand (which must be an AggregateValue); else false. If the first operand is an EntityInstance, “is Equal to” is interpreted as “is InstanceEqual to.”

InstanceEqual	If both operands are of a common data type and that data type is an entity data type, returns true if both operands refer to the same individual, else false. If both operands are of a common data type and that data type is an aggregation type whose members are entity instances, returns false if the operands are of different sizes, or if any of the corresponding members of the two operands refer to different individuals, else true. If the common data type is anything else, this operator is equivalent to Equal.
InstanceNotEqual	If both operands are of a common data type and that data type is an entity data type, returns true if the operands refer to distinct individuals, else false. If both operands are of a common data type and that data type is an aggregation type whose members are entity instances, returns true if the operands are of different sizes, or if any of the corresponding members of the two operands refer to different individuals, else false. If the common data type is anything else, this operator is equivalent to NotEqual.
Intersection	For two SET operands with a common member type, returns the mathematical intersection of the two sets. For two BAG operands with a common member type, returns the BAG value in which the number of occurrences of each value of the member type is the smaller of the number of its occurrences in the two operands.
LIKE	Returns true if both operands are StringValues and the value of the first operand is a match for the pattern that is the value of the second operand. For the interpretation of the pattern, see ISO 10303-11:2004 Clause 12.2.5.
Less	Returns true if both operands are of a common data type and the value of the first operand is less than the value of the second operand, as defined for that type, else false. For the definition of “is less than,” see ISO 10303-11:2004 Clause 12.2.1.
ListAddFirst	Returns the ListValue whose first member is the value of the second operand and whose subsequent members are the members of the value of the first operand, which must be a ListValue, in that order.
ListAddLast	Returns the ListValue whose members are the members of the value of the first operand, which must be a ListValue, in that order, followed by the value of the second operand.
ListAppend	Returns the ListValue whose members are the members of the value of the first operand, which must be a ListValue, in that order, followed by the members of the value of the second operand, which must be a ListValue, in that order.
MOD	For two INTEGER operands, returns the remainder of dividing the value of the first by the value of the second.
Multiply	Returns the arithmetic product of two NUMBER operands.
NVL	If the value of the first operand is Indeterminate (?), returns the value of the second operand; else returns the value of the first operand.  <b>Note</b> – See ISO 10303-11:2004 Clause 15.18.
NotEqual	Returns true if both operands are of a common data type and unequal in value, as defined for that type, else false. For the definition of “equal in value,” see ISO 10303-11:2004 Clause 12.2.1.
NotGreater	Returns true if both operands are of a common data type and the value of the first operand is less than or equal to the value of the second operand, as defined for that type, else false. For the definition of “is less than or equal to,” see ISO 10303-11:2004 Clause 12.2.1.

NotLess	Returns true if both operands are of a common data type and the value of the first operand is greater than or equal to the value of the second operand, as defined for that type, else false. For the definition of “is greater than or equal to,” see ISO 10303-11:2004 Clause 12.2.1.
OR	Returns true if either operand is true, unknown if both are unknown, and false if both are false.
SetAdd	Returns the SetValue that is the union of the value of the first operand, which must be a SetValue, with the SetValue comprising exactly one member equal (or InstanceEqual) to the value of the second operand.
SetUnion	For two SET operands with a common member type, returns the mathematical union of the two sets.
StringAppend	Returns the StringValue whose characters are the characters of the value of the first operand, which must be a StringValue, in that order, followed by the characters of the value of the second operand, which must be a StringValue, in that order.
Subset	Returns true if every member of the value of the first operand (which must be an AggregateValue) is IN the value of the second operand (which must be an AggregateValue); else false.
Subtract	For two NUMBER operands, returns the result of subtracting the value of the second from the value of the first.
ValueIn	Returns true if the value of the first operand is Equal to the value of any member of the second operand (which must be an AggregateValue); else false. If the first operand is an EntityInstance, “is Equal to” is interpreted as “is EntityValueEqual to.”  <b>Note</b> – See ISO 10303-11:2004 Clause 15.28.
XOR	Returns true if one operand is true and one is false, unknown if either is unknown, and false otherwise.

### 13.6.3 Class: Coercion

Definition: an Operation representing the conversion of the operand to a specific data type (InstantiableType). This operation is implicit in a number of EXPRESS expressions, notably:

- in converting between a defined data type and its fundamental type (on which the operations are defined), and
- in converting an EntityValue to an EntityInstance of the corresponding EntityType.

In most cases, the Coercion does not change the “value” of the operand; rather the Coercion maps the value to the corresponding value of the related data type.

**Note** – See clause 12 of ISO 10303-11:2004, and the proposed revision to Clause 12.10.

#### 13.6.3.1 Supertypes

[Operation](#)

#### 13.6.3.2 Attributes

none

### 13.6.3.3 Associations

**AssociationEnd: operand**

To: [Core::Expression](#)

Definition: represents the Expression whose result is to be converted to the target-type by the Coercion operation.

Multiplicity: 1..1

**AssociationEnd: target-type**

To: [Core::VariableType](#)

Definition: represents the data type to which the operand of the Coercion is to be converted.

Multiplicity: 1..1

### 13.6.3.4 Other Roles

none

## 13.6.4 Class: UnaryOperation

Definition: an Operation representing the result of a well-defined mathematical operation on a single Expression operand. A UnaryOperation models a use of a UnaryOperator with a particular operand.

**Note** – See Clause 12 of ISO 10303-11:2004.

### 13.6.4.1 Supertypes

[Operation](#)

### 13.6.4.2 Attributes

**Attribute: operator**

To: [UnaryOperator](#)

Definition: Represents the conceptual operation that is actually being performed by the UnaryOperation.

**Note** – See ISO 10303-11.2:2004, Clause 12.

Multiplicity: 1..1

### 13.6.4.3 Associations

**AssociationEnd: unary-operand**

To: [Core::Expression](#)

Definition: represents the operand Expression that produces the input to a UnaryOperation.

**Note** – See Clause 12 of ISO 10303-11:2004.

Multiplicity: 1..1

### 13.6.4.4 Other Roles

none

## 13.6.5 Datatype: UnaryOperator

Stereotypes: enumeration



Definition: Conceptual EXPRESS language element representing the interpretation of a unary operation symbol in the context of the operand datatype. Instances of this class are distinct operations, such as numeric-negation, boolean-negation, real-square-root, absolute-value, etc. Some UnaryOperators are denoted by “built-in functions” in EXPRESS syntax.

See ISO 10303-11.2:2004 Clause 12 and some elements of Clause 15.

### 13.6.5.1 Supertypes

none

### 13.6.5.2 Values

Value	Definition
ABS	For a NUMBER operand, returns the magnitude (absolute value) of the value of the operand.
ACOS	For a NUMBER operand, returns the mathematical arc cosine of the value of the operand.
ASIN	For a NUMBER operand, returns the mathematical arcsine of the value of the operand.
ATAN	For a NUMBER operand, returns the mathematical arctangent of the value of the operand.
BinaryLength	For an operand that is a BinaryValue, returns the number of bits in the value.
COS	For a NUMBER operand, returns the mathematical cosine of the value of the operand.
EXISTS	Returns false if the operand is Indeterminate (?), else true.
EXP	For a NUMBER operand, returns the mathematical exponential function of the value of the operand.
HiBound	For an operand whose data type is an aggregation type, returns the declared upper-bound value for the size of the values, or for an ARRAY, the declared maximum index-value.
HiIndex	For an operand that is an AggregateValue, returns the largest valid index-value for the value.
Identity	Returns the value of the operand.
LOG	For a NUMBER operand, returns the Napierian logarithm of the value of the operand.
LOG10	For a NUMBER operand, returns the logarithm to the base 10 of the value of the operand, which for an INTEGER value is the number of decimal digit characters required to represent it.
LOG2	For a NUMBER operand, returns the logarithm to the base 2 of the value of the operand, which for an INTEGER value is the number of bits required to represent it.
LoBound	For an operand whose data type is an aggregation type, returns the declared lower-bound value for the size of the values, or for an ARRAY, the declared minimum index-value.
LoIndex	For an operand that is an AggregateValue, returns the smallest valid index-value for the value.
NOT	For an operand that is a LogicalValue, returns true if the value is false, unknown if the value is unknown, and false if the value is true.

Negate	For a NUMBER operand, returns the additive inverse of the value of the operand.
ODD	For an operand that is an INTEGERValue, returns false if the value is exactly divisible by 2 and true otherwise.
RolesOf	For an EntityInstance operand, returns a set of RoleName values representing all the distinct Attributes (RangeRoles) which the operand plays in the Population.
SIN	For a NUMBER operand, returns the mathematical sine of the value of the operand.
SQRT	For a NUMBER operand, returns the mathematical square root of the value of the operand, or Indeterminate if it is negative.
SizeOf	For an operand that is an AggregateValue, returns the number of members in the value.
StringLength	For an operand that is a StringValue, returns the number of characters in the value.
TAN	For a NUMBER operand, returns the mathematical tangent of the value of the operand.
TypeOf	Returns a Set of TypeName values representing the data types of which the operand is an instance.
VALUE	For a STRING operand, returns the NUMBER value resulting from interpreting the operand as the representation of a numeric value, or Indeterminate, if no such interpretation can be made.
ValueUnique	For an operand that is an AggregateValue, returns true if no two members of the operand are Equal or EntityValueEqual.

### 13.6.6 Generalization Sets

**Generalization Set: Operation categories**                      **complete, disjoint**

Every Operation is one of UnaryOperation or BinaryOperation.

## 13.7 Function Calls

This section describes the Expressions that represent invocations of schema-defined FUNCTIONS, each of which returns a FunctionResult that is the evaluation of the Expression.

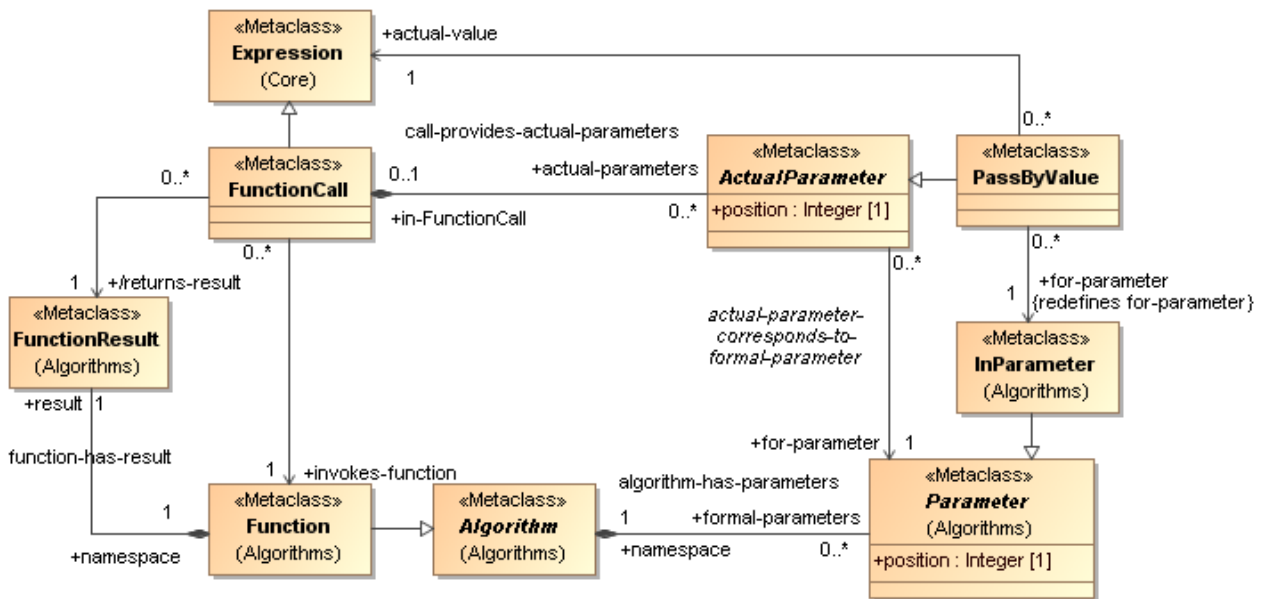


Figure 13.6 - Function Calls

### 13.7.1 Class: ActualParameter

Definition: represents the substitution of the actual parameter instance for the formal parameter and, where required, the substitution of the data type of the actual parameter for the GeneralizedType of the formal parameter and any derivatives.

ActualParameter is an abstraction of two different parameter-passing mechanisms: PassByValue and PassByReference. When the corresponding formal Parameter is an InParameter, the ActualParameter shall be a PassByValue. When the corresponding formal Parameter is a VARParameter, the ActualParameter shall be a PassByReference.

In a FunctionCall, the corresponding formal parameter is always an InParameter; a ProcedureCall can have formal parameters of either kind.

**Note** – PassByValue is described below. PassByReference is defined in the Statements package (a separate compliance point), because it is only used in Procedure Call statements.

**Note** – See 12.8 of ISO 10303-11:2004.

Properties: abstract

#### 13.7.1.1 Supertypes

none

#### 13.7.1.2 Attributes

**Attribute: position**

**To: (UML) Integer**

Definition: represents the position in which the ActualParameter occurs in the sequence associated with the FunctionCall (used to associate the ActualParameter with a formal parameter).

**Note** – See 12.8 of ISO 10303-11:2004.

Multiplicity: 1..1

### 13.7.1.3 Associations

**AssociationEnd: for-parameter**

**To: [Algorithms::Parameter](#)**

Definition: represents the formal parameter to which the ActualParameter corresponds.

**Note** – See 12.8 of ISO 10303-11:2004.

Multiplicity: 1..1

Properties: abstract, realized as `PassByValue:for-parameter` and `PassByReference:for-parameter`.

**AssociationEnd: in-FunctionCall**

**To: [FunctionCall](#)**

via: [call-provides-actual-parameters](#)

Definition: the FunctionCall, if any, that contains the ActualParameter.

Multiplicity: 0..1

**AssociationEnd: in-ProcedureCall**

**To: [Statements::ProcedureCall](#)**

via: [Statements::procedure-call-provides-actual-parameters](#)

Definition: the ProcedureCall, if any, in which the ActualParameter appears.

Multiplicity: 0..1

### 13.7.1.4 Other Roles

none

### 13.7.1.5 Rules

#### Constraint

```
exists(self->in-FunctionCall) xor exists(self->in-ProcedureCall);
```

A given ActualParameter must occur in either a FunctionCall or a ProcedureCall.

## 13.7.2 Class: FunctionCall

Definition: an Expression that represents the instance resulting from the invocation of a Function with zero or more Expression operands called “actual parameters.”

**Note** – See 12.8 of ISO 10303-11:2004.

### 13.7.2.1 Supertypes

[Core::Expression](#)

### 13.7.2.2 Attributes

none

### 13.7.2.3 Associations

**AssociationEnd: actual-parameters**

To: [ActualParameter](#)

via: [call-provides-actual-parameters](#)

Definition: represents the relationship between a FunctionCall and the specifications for the values of its actual parameters.

Multiplicity: 0..\* unordered

Properties: composite

**AssociationEnd: invokes-function**

To: [Algorithms::Function](#)

Definition: represents the relationship between the FunctionCall and the formal definition of the Function invoked.

**Note** – See 12.8 of ISO 10303-11:2004.

Multiplicity: 1..1

**AssociationEnd: returns-result**

To: [Algorithms::FunctionResult](#)

Definition: represents the relationship between the FunctionCall and the formal definition of the FunctionResult, which describes the instance that results from the FunctionCall.

**Note** – See 12.8 of ISO 10303-11:2004.

Multiplicity: 1..1

Properties: derived

**TaggedValues**

```
derivation = self->invokes-function->result
```

### 13.7.2.4 Other Roles

none

## 13.7.3 PassByValue

Definition: An ActualParameter that is passed “by value.” At the time of Algorithm invocation, the actual-value Expression is evaluated and the resulting value is assigned to the InParameter – the local Variable within the invocation that corresponds to the formal parameter.

### 13.7.3.1 Supertypes

[ActualParameter](#)

### 13.7.3.2 Attributes

none

### 13.7.3.3 Associations

**AssociationEnd: actual-value**

**To:** [Core::Expression](#)

Definition: the Expression that specifies the value to be passed to the InParameter. This is the Expression that is syntactically the `actual_parameter` when the corresponding formal parameter is an InParameter.

The `actual-value` shall evaluate to either an instance of an InstantiableType or Indeterminate.

**Note** – See 12.8 of ISO 10303-11:2004.

Multiplicity: 1..1

**AssociationEnd: for-parameter**

**To:** [Algorithms::InParameter](#)

redefines: [ActualParameter.for-parameter](#)

Definition: the formal parameter to which the actual value is passed.

**Note** – See 12.8 of ISO 10303-11:2004.

Multiplicity: 1..1

### 13.7.3.4 Other Roles

none

## 13.7.4 Association: call-provides-actual-parameters

Definition: represents the relationship between a FunctionCall and the specifications for the values of its actual parameters.

### 13.7.4.1 Association Ends

**AssociationEnd: actual-parameters**

**To:** [ActualParameter](#)

Definition: represents the relationship between a FunctionCall and the specifications for the values of its actual parameters.

Multiplicity: 0..\* unordered

Properties: composite

**AssociationEnd: in-FunctionCall**

**To:** [FunctionCall](#)

Definition: the FunctionCall, if any, that contains the ActualParameter.

Multiplicity: 0..1

## 13.8 Query Expressions

This sub clause describes the QueryExpression, which models invocations of the EXPRESS built-in QUERY function, specified in sub clause 12.6.7 of ISO 10303-11. The concepts are depicted in Figure 13.7.

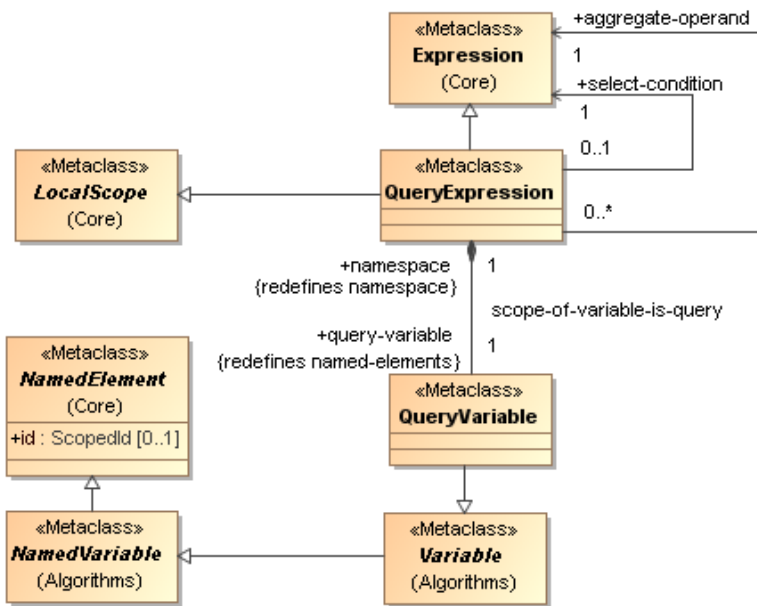


Figure 13.7 - Query Expressions

### 13.8.1 Class: QueryExpression

Definition: an Expression representing the (aggregate) instance that results from extracting from the value of the aggregate-operand (an Expression yielding an aggregate value) the corresponding collection of member instances that satisfy a given select-condition. Every QueryExpression is also the LocalScope for the QueryVariable that designates members of the aggregate value in the select-condition.

Note – See 12.6.7 of ISO 10303-11:2004.

#### 13.8.1.1 Supertypes

[Core::Expression](#), [Core::LocalScope](#)

#### 13.8.1.2 Attributes

none

#### 13.8.1.3 Associations

AssociationEnd: **aggregate-operand** To: [Core::Expression](#)

Definition: represents the operand Expression whose result is the aggregate value from which members will be extracted by the Query operation.

Note – See 12.6.7 of ISO 10303-11:2004.

Multiplicity: 1..1

AssociationEnd: **query-variable** To: [QueryVariable](#)

via: [scope-of-variable-is-query](#)

redefines: [Core:Scope.named-elements](#)

Definition: the QueryVariable associated with the QueryExpression. The QueryVariable ranges over the member elements of the aggregate-operand.

Multiplicity: 1..1

Properties: composite

**AssociationEnd: select-condition**

**To: [Core::Expression](#)**

Definition: represents the relationship between a Query expression and the Logical Expression that defines admissibility of members in the Query result. This Expression is treated as a kind of "function definition" having a single Parameter which is the Query variable. The .select-condition "function" is invoked once for each member value of the .aggregate-value.

**Note** – See Clause 12.6.7 of ISO 10303-11:2004. The Expression that formulates the select-condition is owned by the QueryExpression. It is not treated as reusable.

Multiplicity: 1..1

#### 13.8.1.4 Other Roles

none

### 13.8.2 Class: QueryVariable

Definition: a Variable that ranges over the member elements of the aggregate-operand in evaluating the QueryExpression. The scope of a QueryVariable is the QueryExpression, that is, all references to it occur in the select-condition of the QueryExpression. The data-type of a QueryVariable is implicitly the data type of the member-element of the aggregate operand.

**Note** – See 12.6.7 of ISO 10303-11:2004.

**Note** – Although QueryVariable is modeled as a subclass of Variable, it is syntactically impossible for a QueryVariable to be the referent of a VariableCell.

#### 13.8.2.1 Supertypes

[Algorithms::Variable](#)

#### 13.8.2.2 Attributes

none

#### 13.8.2.3 Associations

**AssociationEnd: namespace**

**To: [QueryExpression](#)**

via: [scope-of-variable-is-query](#)

redefines: [Core:NamedElement.namespace](#)

Definition: the QueryExpression in which the QueryVariable is defined.

Multiplicity: 1..1



#### 13.8.2.4 Other Roles

none

### 13.8.3 Association: scope-of-variable-is-query

Definition: represents the (1-to-1) relationship between the QueryVariable and the QueryExpression in which it is defined.

#### 13.8.3.1 Supertypes

[Core::element-defined-in-scope](#)

#### 13.8.3.2 Association Ends

**AssociationEnd: namespace**

**To: [QueryExpression](#)**

Definition: the QueryExpression in which the QueryVariable is defined.

Multiplicity: 1..1

**AssociationEnd: query-variable**

**To: [QueryVariable](#)**

Definition: the QueryVariable associated with the QueryExpression. The QueryVariable ranges over the member elements of the aggregate-operand.

Multiplicity: 1..1

Properties: composite

## 13.9 Aggregate Initializers

This sub clause describes the EXPRESS operations that construct AggregateValues from component values.

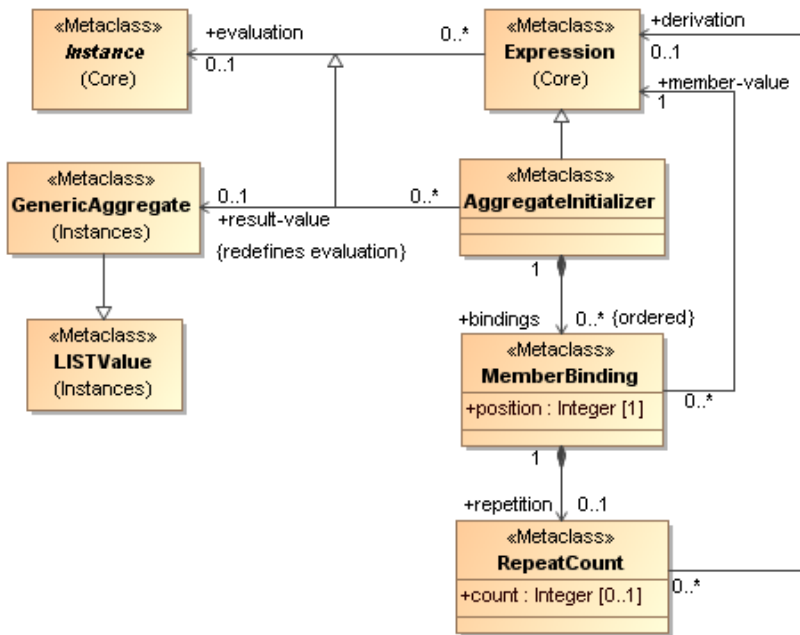


Figure 13.8 - Aggregate Initializers

### 13.9.1 Class: AggregateInitializer

Definition: represents the EXPRESS “aggregate initializer.” It produces a value of type AGGREGATE OF GENERIC, by binding a sequence of member values to positions in the generic aggregate value.

Note – See 12.9 of ISO 10303-11:2004.

#### 13.9.1.1 Supertypes

[Core::Expression](#)

#### 13.9.1.2 Attributes

None

#### 13.9.1.3 Associations

AssociationEnd: bindings To: [MemberBinding](#)

Definition: represents the relationship between the AggregateInitializer and the set of MemberBindings it comprises.

Note – See 12.9 of ISO 10303-11:2004.

Multiplicity: 0..\* unordered

Properties: composite

AssociationEnd: result-value To: [Instances::GenericAggregate](#)

redefines: [Core:Expression.evaluation](#)

Definition: represents the aggregate value that results from the aggregate initializer. This is a refinement of Expression:evaluation.

If the AggregateInitializer expression can be evaluated without regard to any actual population (“compile time”), this value shall be present, but not otherwise.

**Note** – See 12.9 of ISO 10303-11:2004.

Multiplicity: 0..1

#### 13.9.1.4 Other Roles

none

### 13.9.2 Class: MemberBinding

Definition: represents the placement of a member value in one or more positions (ListMembers) in the GenericAggregate value resulting from the aggregate initializer.

If the member binding has no repetition count, the MemberBinding associates the .member-value with one ListMember in the GenericAggregate. If the member value has a repetition count, the MemberBinding associates the .member-value with one or more consecutive ListMembers in the GenericAggregate. The member-values are assigned to ListMembers in the order of the MemberBindings. The :position of the MemberBinding conveys the ordering of the MemberBindings (but not necessarily the position of the corresponding ListMembers).

**Note** – The MemberBinding may have a repetition count that depends on values in the population or the actual parameters of an Algorithm invocation, with the consequence that the relationship between the MemberBinding and ListMembers can only be determined when the AggregateInitializer is evaluated.

**Note** – See 12.9 of ISO 10303-11:2004.

#### 13.9.2.1 Supertypes

none

#### 13.9.2.2 Attributes

**Attribute: position**

**To: [\(UML\) Integer](#)**

Definition: Represents the ordinal position of the MemberBinding specification in the AggregateInitializer.

**Note** – When no MemberBinding in the AggregateInitializer has a .repetition value, the MemberBinding:position will be the position of the member-value in the resulting GenericAggregate. Otherwise, the relationship between the positions will depend on the .repetition values.

Multiplicity: 1..1

#### 13.9.2.3 Associations

**AssociationEnd: member-value**

**To: [Core::Expression](#)**

Definition: represents the member value to be assigned to the MemberBinding position in the aggregate value, as the result of the Expression.

**Note** – See 12.9 of ISO 10303-11:2004.

Multiplicity: 1..1

**AssociationEnd: repetition**

**To: [RepeatCount](#)**

Definition: represents the relationship between the MemberBinding and an associated RepeatCount, if any. If the repetition count for the .member-value is implicitly 1, or explicitly a literal “1,” this relationship shall not appear. In all other cases, this relationship shall appear.

Multiplicity: 0..1

Properties: composite

#### 13.9.2.4 Other Roles

From: [AggregateInitializer](#) as bindings

### 13.9.3 Class: RepeatCount

Definition: A specification for repeating a given initial value into n consecutive ListMember slots, where n is the .count value. The repetition value is specified by the .derivation expression. If that expression is, or evaluates to, a constant (without regard to a Population), the value of .count is that constant.

**Note** – See 12.9 of ISO 10303-11:2004.

#### 13.9.3.1 Supertypes

none

#### 13.9.3.2 Attributes

**Attribute: count**

**To: [\(UML\) Integer](#)**

Definition: The number of actual ListMembers that are to be filled with the member-value. If the .derivation expression evaluates to a constant, without regard to population, .count has a value; otherwise not.

Multiplicity: 0..1

#### 13.9.3.3 Associations

**AssociationEnd: derivation**

**To: [Core::Expression](#)**

Definition: represents the relationship between the RepeatCount and the Expression that denotes the value of the RepeatCount. This relationship shall be present whenever the specification for the RepeatCount is not an integer literal.

Multiplicity: 0..1

#### 13.9.3.4 Other Roles

From: [MemberBinding](#) as repetition

## 13.10 Partial Entity Constructors

This sub clause describes the EXPRESS operations that construct PartialEntityValues from component values.

**Note** – The so-called “entity constructor” is a binary operation (See 13.6.2 Value: EntityConstructor) that produces



Multiplicity: 1..1

**AssociationEnd: attribute-value**

**To: [Core::Expression](#)**

Definition: represents the value to be assigned to the explicit attribute by the AttributeBinding, as the result of the Expression.

**Note** – See 9.2.6 of ISO 10303-11:2004.

Multiplicity: 1..1

#### 13.10.1.4 Other Roles

**From: [PartialEntityConstructor](#) as bindings**

### 13.10.2 Class: PartialEntityConstructor

Definition: represents the EXPRESS “partial entity constructor” named for a “single entity data type.” It takes one actual parameter (AttributeBinding) for each ExplicitAttribute in the group of Attributes identified by the SingleEntityType, and binds the values to the ExplicitAttributes in order of their occurrence in the entity\_declaration. The result is a PartialEntityValue of the partial entity data type that consists of exactly that one single entity data type.

**Note** – See 9.2.6 of ISO 10303-11:2004 (revised by TC#1).

#### 13.10.2.1 Supertypes

[Core::Expression](#)

#### 13.10.2.2 Attributes

**Attribute: id**

**To: [Core::Identifier](#)**

Subsets: [Core::Expression:text](#)

Definition: Represents the identifier for the PartialEntityConstructor, which is the identifier for the SingleEntityType to which it refers.

Multiplicity: 1..1

#### 13.10.2.3 Associations

**AssociationEnd: attribute-group**

**To: [Core::SingleEntityType](#)**

Definition: represents the relationship between the PartialEntityConstructor and the SingleEntityType that defines it, i.e., the list of explicit attributes..

**Note** – See 9.2.6 of ISO 10303-11:2004.

Multiplicity: 1..1

**AssociationEnd: bindings**

**To: [AttributeBinding](#)**

Definition: represents the relationship between the PartialEntityConstructor and the set of AttributeBindings it comprises.

**Note** – See 9.2.6 of ISO 10303-11:2004.

Multiplicity: 0..\* unordered

Properties: composite

**AssociationEnd: result-value**

**To: [Instances::PartialEntityValue](#)**

redefines: [Core:Expression.evaluation](#)

Definition: represents the instance that results from the partial entity constructor. This is a refinement of Expression:evaluation.

If the expression can be evaluated without regard to any actual population (“compile time”), this value shall be present, but not otherwise.

**Note** – See 9.2.6 of ISO 10303-11:2004.

Multiplicity: 0..1

### 13.10.2.4 Other Roles

none

## 13.11 Instance Package: BuiltInConstants

This Package represents the values of the “built-in constants” of the EXPRESS language. They are reserved words that are used in Expressions to denote values of certain data types. They are here modeled as individual objects that are instances of Literal.

**Note – Important:** This Package is not included in the MOF Model of EXPRESS. Instead, all of the BuiltInConstants are conveyed in the EXPRESSElements Module that is described in Section 16.

The interpretation-context for all of these objects is the EXPRESS language itself, and is therefore left empty in most implementation models. It is here identified as the artificial context introduced in the EXPRESSElements module (See Figure 8.18 ).

**Note** – See clause 14 of ISO 10303-11:2004.

<b>TRUE : Literal</b>
data-type = LOGICAL interpretation-context = EXPRESSElements text = "TRUE"

<b>E : Literal</b>
data-type = REAL interpretation-context = EXPRESSElements text = "E"

<b>FALSE : Literal</b>
data-type = LOGICAL interpretation-context = EXPRESSElements text = "FALSE"

<b>PI : Literal</b>
data-type = REAL interpretation-context = EXPRESSElements text = "PI"

<b>UNKNOWN : Literal</b>
data-type = LOGICAL interpretation-context = EXPRESSElements text = "UNKNOWN"

Figure 10.10 - Built-In Constants

### 13.11.1 Imported Packages

#### Imports Class: Expressions::Literal

Stereotypes: instantiates

This Package provides base individuals that are always instances of class Literal.

### 13.11.2 Instance: E

Type: Literal

Definition: Represents the unique REAL number  $e$  such that the area above the x-axis and below the curve  $1/x$ , for  $1 \leq x \leq e$ , is exactly 1.

**Note** – See clause 14.1 of ISO 10303-11:2004.

#### 13.11.2.1 Slots

<b>Attribute: text</b>	<b>Value: “E”</b>
<b>Attribute: data-type</b>	<b>Values: <a href="#">Core::BuiltInTypes::REAL</a></b>
<b>Attribute: interpretation-context</b>	<b>Value: EXPRESSElements</b>

### 13.11.3 Instance: FALSE

Type: Literal

Definition: Represents the LOGICAL value that is the evaluation of a proposition whose negation is asserted.

**Note** – See clause 14.3 of ISO 10303-11:2004.

#### 13.11.3.1 Slots

<b>Attribute: text</b>	<b>Value: “FALSE”</b>
<b>Attribute: data-type</b>	<b>Values: <a href="#">Core::BuiltInTypes::LOGICAL</a></b>
<b>Attribute: interpretation-context</b>	<b>Value: EXPRESSElements</b>

### 13.11.4 Instance: PI

Type: Literal

Definition: Represents the REAL value that is the ratio of the circumference of a circle to its diameter.

**Note** – See clause 14.4 of ISO 10303-11:2004.



#### 13.11.4.1 Slots

<b>Attribute: text</b>	<b>Value: “PI”</b>
<b>Attribute: data-type</b>	<b>Values: <a href="#">Core::BuiltInTypes::REAL</a></b>
<b>Attribute: interpretation-context</b>	<b>Value: EXPRESSElements</b>

#### 13.11.5 Instance: TRUE

Type: Literal

Definition: Represents the LOGICAL value that is the evaluation of a proposition that is asserted.

**Note** – See clause 14.6 of ISO 10303-11:2004.

#### 13.11.5.1 Slots

<b>Attribute: text</b>	<b>Value: “TRUE”</b>
<b>Attribute: data-type</b>	<b>Values: <a href="#">Core::BuiltInTypes::LOGICAL</a></b>
<b>Attribute: interpretation-context</b>	<b>Value: EXPRESSElements</b>

#### 13.11.6 Instance: UNKNOWN

Type: Literal

Definition: Represents the LOGICAL value that is the evaluation of an Expression that involves Indeterminate values.

UNKNOWN is a specialization of the Indeterminate value that is treated only as a value of data type LOGICAL.

**Note** – See clause 14.7 of ISO 10303-11:2004.

#### 13.11.6.1 Slots

<b>Attribute: text</b>	<b>Value: “UNKNOWN”</b>
<b>Attribute: data-type</b>	<b>Values: <a href="#">Core::BuiltInTypes::LOGICAL</a></b>
<b>Attribute: interpretation-context</b>	<b>Value: EXPRESSElements</b>

# 14 Package : Statements

The Statements Package contains the detailed modeling concepts for the Statements in the EXPRESS language. The basic Statement model in the Algorithms Package is permitted to be a syntactic string. This package provides the elements that support the operational semantics of each kind of Statement. The Statements Package imports the Expressions Package. It is a requirement for the Statements compliance point that a complete semantic model of Expressions be supported.

## 14.1 Imported Packages

### Merges Package: [Algorithms](#)

The Statements Package imports the Algorithms Package for the basic Statement concept, the Variable concept, and the Procedure concept. By way of the Algorithms Package, the Statements Package imports the Core Package for the LocalScope concept.

### Merges Package: [Expressions](#)

The Statements Package imports the Expression Package for ActualParameter, and in most implementations, for the detailed semantic models of Expressions. It extends the possible referents of Expressions:VariableRef.

## 14.2 Overview of Statements

This clause provides the overview of all of the EXPRESS Statement types. They are depicted in Figure 14.1.

The concept StatementBlock and ControlStatement are described in detail in this clause. Each of the other statement types is described in its own clause.

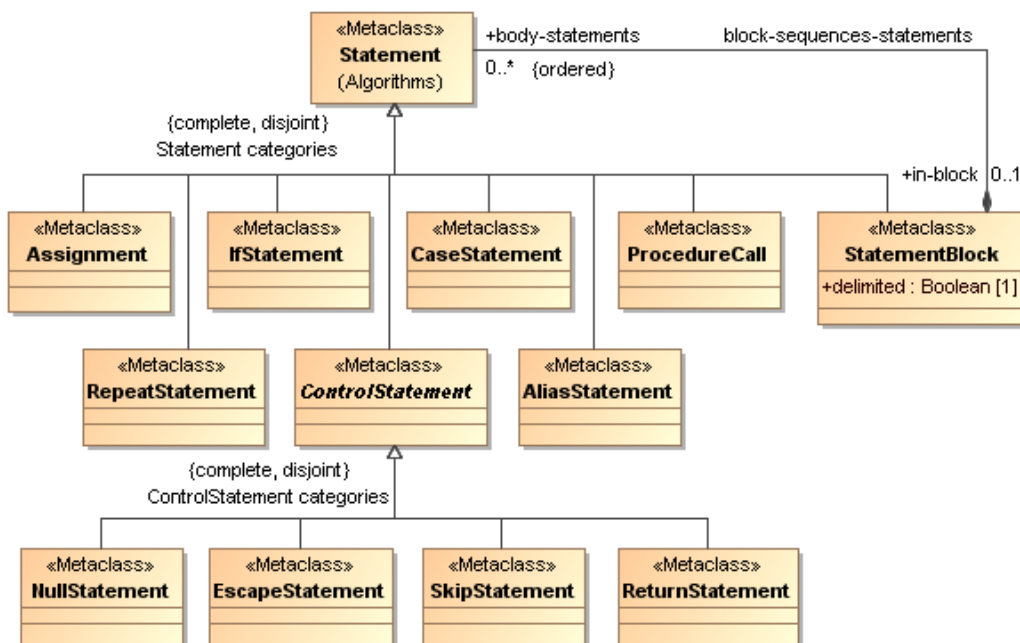


Figure 14.1 - Statements

### 14.2.1 Class: Algorithms::Statement

Definition: An EXPRESS Statement, a directive to perform a certain set of operations.

**Note** – See Clause 13 of ISO 10303-11:2004.

**Note** – Even though Statement is technically an abstract classifier, it is represented by direct instances with text representations when the Statements compliance point is not supported.

**Note** – The class Statement, and all its properties, is specified in the Algorithms Package, which provides the primary use of Statements. This entry serves only to define the Statement class in context and provide a link to its specification in 11.2.7.

### 14.2.2 Class: ControlStatement

Definition: an abstract class representing EXPRESS statements whose action is “transfer of control,” i.e., a change in the sequence of execution. This class was introduced primarily to simplify the metamodel diagram.

Properties: abstract

#### 14.2.2.1 Supertypes

[Algorithms::Statement](#)

#### 14.2.2.2 Attributes

none

#### 14.2.2.3 Associations

none

#### 14.2.2.4 Other Roles

none

### 14.2.3 Class: NullStatement

Definition: Represents an EXPRESS Null statement. A NullStatement is just a syntactic placeholder, made necessary by grammar rules that require the presence of at least 1 statement. It has the semantics: Take no action. It is modeled here, solely to permit reconstruction of the Express Text.

**Note** – See Clause 13.1 of ISO 10303-11:2004.

#### 14.2.3.1 Supertypes

[ControlStatement](#)

#### 14.2.3.2 Attributes

none

#### 14.2.3.3 Associations

none

#### 14.2.3.4 Other Roles

none

#### 14.2.4 Class: StatementBlock

Definition: represents a sequence of Statements to be executed in the given order.

In EXPRESS syntax, a number of constructs contain a statement or sequence of statements, and a “compound statement” is a statement that begins with BEGIN and ends with END and contains a sequence of statements. All such sequences have the semantics of the StatementBlock. The BEGIN/END case is here modeled as `.delimited = True`.

**Note** – See Clause 13.5 of ISO 10303-11:2004.

##### 14.2.4.1 Supertypes

[Algorithms::Statement](#)

##### 14.2.4.2 Attributes

**Attribute:** `delimited`

**To:** [\(UML\) Boolean](#)

Definition: Is true if the StatementBlock was delimited by BEGIN and END tokens, false if it is implicit in the body of some other Statement.

**Note** – The sole purpose of this attribute is to be able to reconstruct the source EXPRESS text properly.

Multiplicity: 1..1

##### 14.2.4.3 Associations

**AssociationEnd:** `body-statements`

**To:** [Algorithms::Statement](#)

via: [block-sequences-statements](#)

Definition: represents the relationship of a StatementBlock to the Statements of which the sequence consists.

**Note** – Every EXPRESS syntax whose semantics is a StatementBlock requires the body to consist of at least 1 statement, but it may consist solely of a Null statement. This model permits the body to be (semantically) empty – the single Null statement need not be modeled. Even the EXPRESS text reconstruction is clear without the existence of a NullStatement in this case.

Multiplicity: 0..\* ordered

Properties: composite

##### 14.2.4.4 Other Roles

none

#### 14.2.5 Association: block-sequences-statements

Definition: represents the relationship of a StatementBlock to the Statements of which the sequence consists.

### 14.2.5.1 Association Ends

**AssociationEnd: body-statements**

**To: [Algorithms::Statement](#)**

Definition: represents the relationship of a StatementBlock to the Statements of which the sequence consists.

**Note** – Every EXPRESS syntax whose semantics is a StatementBlock requires the body to consist of at least 1 statement, but it may consist solely of a Null statement. This model permits the body to be (semantically) empty – the single Null statement need not be modeled. Even the EXPRESS text reconstruction is clear without the existence of a NullStatement in this case.

Multiplicity: 0..\* ordered

**AssociationEnd: in-block**

**To: [StatementBlock](#)**

Definition: represents the relationship between a Statement and the StatementBlock, if any, in which it occurs.

StatementBlocks may, but need not, occur directly in other StatementBlocks.

Multiplicity: 0..1

### 14.2.6 Generalization Sets

**Generalization Set: Statement categories**

**complete, disjoint**

Every Statement is one of Assignment, IfStatement, CaseStatement, ProcedureCall, RepeatStatement, AliasStatement, ControlStatement or StatementBlock.

**Generalization Set: ControlStatement categories**

**complete, disjoint**

Every ControlStatement is one of NullStatement, EscapeStatement, SkipStatement, or ReturnStatement.

## 14.3 ALIAS Statements

This clause describes the ALIAS statement. Figure 14.2 depicts the associated concepts.

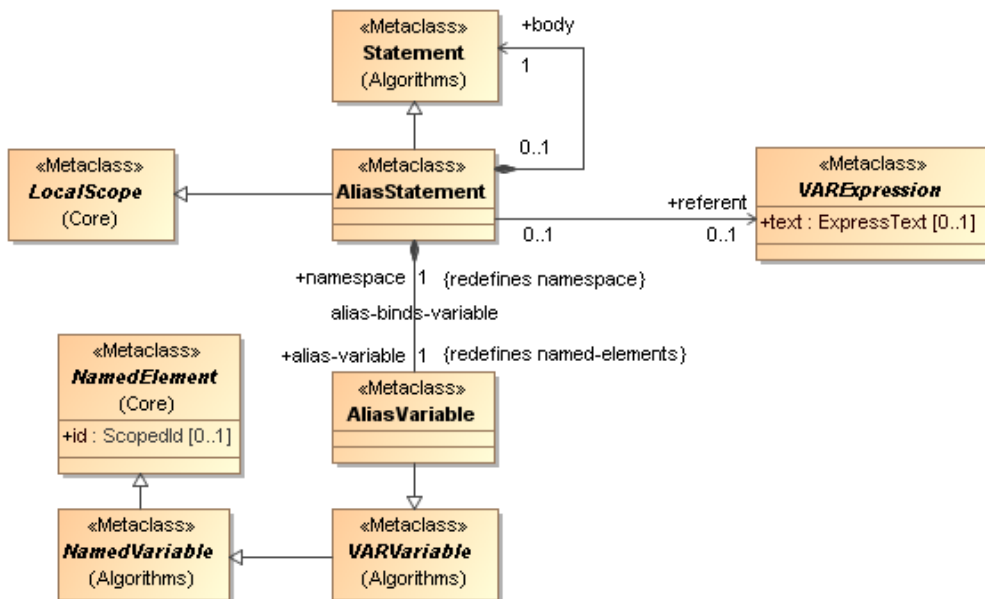


Figure 14.2 - ALIAS Statements

### 14.3.1 Class: AliasStatement

Definition: Represents an EXPRESS ALIAS statement. An ALIAS statement introduces a NamedVariable (the *alias-variable*) to represent the result of a VARExpression (the *referent*). The AliasVariable is not a Variable, and the interpretation is not assignment. The ALIAS statement creates a VARVariable that is persistently associated with the cell specified by the VARExpression over changes in the content of that cell during execution of the body. Within the body of the ALIAS statement, any assignment to the AliasVariable assigns the value to the referent cell, and any VariableRef that refers to the AliasVariable refers to the current value in that cell.

See Clause 13.2 of ISO 10303-11:2004.

#### 14.3.1.1 Supertypes

[Core::LocalScope](#), [Algorithms::Statement](#)

#### 14.3.1.2 Attributes

none

#### 14.3.1.3 Associations

AssociationEnd: **alias-variable**

To: [AliasVariable](#)

via: [alias-binds-variable](#)

Subsets: [Core::LocalScope:local-elements](#)

Definition: the AliasVariable that is introduced by the AliasStatement and bound to the *:referent*.

Multiplicity: 1..1

Properties: composite

**AssociationEnd: body**

To: [Algorithms::Statement](#)

Definition: the Statement (or StatementBlock) specifying the action to be taken by the AliasStatement.

**Note** – The AliasStatement has the effect of "fixing" the referent of the alias-variable, in the case in which the Statement is a StatementBlock that includes actions that alter the values of elements of the VARExpression.

Multiplicity: 1..1

Properties: composite

**AssociationEnd: referent**

To: [VARExpression](#)

Definition: the VARExpression that specifies the referent of the AliasVariable – the cell to which the AliasVariable refers during execution of the body of the ALIAS statement.

Multiplicity: 1..1

#### 14.3.1.4 Other Roles

none

#### 14.3.1.5 Rules

#### Constraint (OCL)

```
self->alias-variable->namespace = self;
```

### 14.3.2 Class: AliasVariable

Definition: a NamedVariable that is created by an ALIAS statement, and whose scope is the body of the ALIAS statement. An Alias Variable is a VARVariable: it does not hold an Instance; it refers to cell that holds an Instance. The referent of the AliasVariable is specified by the value of the VARExpression assigned to it by the ALIAS statement.

**Note** – See Clause 13.2 of ISO 10303-11:2004.

#### 14.3.2.1 Supertypes

[Algorithms::VARVariable](#)

#### 14.3.2.2 Attributes

none

#### 14.3.2.3 Associations

**AssociationEnd: namespace**

To: [AliasStatement](#)

via: [alias-binds-variable](#)

redefines: [Core::NamedElement.namespace](#)

Definition: the AliasStatement that is the scope of the AliasVariable.

Multiplicity: 1..1

#### 14.3.2.4 Other Roles

none

### 14.3.3 Association: alias-binds-variable

Definition: represents the relationship between the AliasStatement and the AliasVariable it defines.

#### 14.3.3.1 Supertypes

[Core::element-defined-in-scope](#)

#### 14.3.3.2 Association Ends

**AssociationEnd: alias-variable**

**To: [AliasVariable](#)**

Definition: the Variable that is introduced by the AliasStatement and bound to a Reference.

Multiplicity: 1..1

Properties: composite

**AssociationEnd: namespace**

**To: [AliasStatement](#)**

Definition: the AliasStatement that is the scope of the AliasVariable.

Multiplicity: 1..1

### 14.3.4 Generalization Sets

**Generalization Set: VARVariable categories**

**complete, disjoint**

Every Algorithms:VARVariable is one of Algorithms: VARParameter or Statements:AliasVariable.

The AliasVariable extends the concept VARVariable in Algorithms, and thus the possible referents of a VariableRef in Expressions.

## 14.4 Assignment Statements

This clause describes assignment statements. Figure 14.3 depicts the associated concepts.

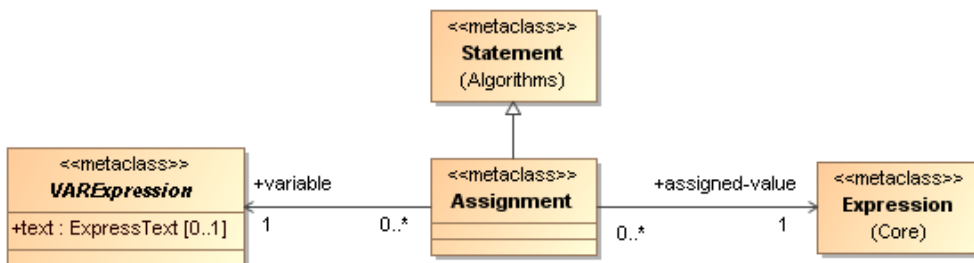


Figure 14.3 - Assignment Statements



## 14.4.1 Class: Assignment

Definition: Represents an EXPRESS assignment statement. An Assignment causes the value of the Variable that is specified by the .variable VARExpression to become equal to the result of the .assigned-value Expression.

**Note** – See Clause 13.3 of ISO 10303-11:2004.

### 14.4.1.1 Supertypes

[Algorithms::Statement](#)

### 14.4.1.2 Attributes

none

### 14.4.1.3 Associations

**AssociationEnd:** assigned-value

**To:** [Core::Expression](#)

Definition: the Expression whose result is the value to be assigned.

Multiplicity: 1..1

**AssociationEnd:** variable

**To:** [VARExpression](#)

Definition: the VARExpression that designates the object whose value is to be replaced.

**Note** – The VARExpression must not refer to an object that is part of the state of an EntityInstance in the Population. It may, however, refer to an object that holds (a reference to) an EntityInstance, or to an object (other than an EntityInstance) that holds an EntityValue.

Multiplicity: 1..1

### 14.4.1.4 Other Roles

none

## 14.5 CASE Statements

This clause describes CASE statements. Figure 14.4 depicts the associated concepts.

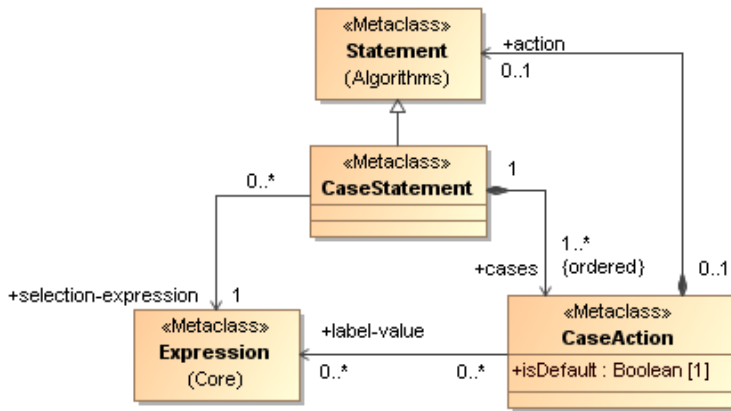


Figure 14.4 - CASE Statements

### 14.5.1 Class: CaseAction

Definition: represents a possible action to be taken, together with the .label-values that identify the case and enable it to be selected. Among the cases for a given CaseStatement, one CaseAction may be designated the “default” action, which is taken if no other action meets the selection criteria.

#### 14.5.1.1 Supertypes

none

#### 14.5.1.2 Attributes

**Attribute: isDefault**

**To: [\(UML\) Boolean](#)**

Definition: True if this CaseAction represents the default action to be taken if no other case label matches the value of the selection-expression; otherwise False.

Multiplicity: 1..1

#### 14.5.1.3 Associations

**AssociationEnd: action**

**To: [Algorithms::Statement](#)**

Definition: the Statement (or StatementBlock) that defines the actions, if any, to be executed if that case is selected.

Multiplicity: 0..1

Properties: composite

**AssociationEnd: label-value**

**To: [Core::Expression](#)**

Definition: an Expression whose result is a case label. When the value of the .selection-expression matches the value of the Expression (which is often a Literal), the associated CaseAction defines the action to be taken by the CaseStatement.

Multiplicity: 0..\* unordered

#### 14.5.1.4 Other Roles

From: [CaseStatement](#) as cases

Multiplicity: 1..1

#### 14.5.1.5 Rules

##### Constraint labels-unless-default (OCL)

```
if NOT (self->isDefault) THEN SizeOf(self->label-value) > 0;
```

Only the default CaseAction can have no label-values.

##### Constraint one-default (EXPRESS)

```
SizeOf(Query(c <* self.cases : c.isDefault)) <= 1;
```

At most 1 CaseAction in the list of cases for a given CaseStatement can have .isDefault = True.

### 14.5.2 Class: CaseStatement

Definition: represents an EXPRESS CASE statement. The CASE statement selects and executes a single CaseAction (from the list of CaseActions), based on the value of a selection-expression. The .cases are considered in order, and the first CaseAction whose label-value matches the value of the .selection-expression is the action that is taken. If no CaseAction has a label-value that matches the value of the .selection-expression, the CaseAction for which .isDefault is true, if any, is taken; otherwise, no action is taken.

**Note** – See Clause 13.4 of ISO 10303-11:2004.

#### 14.5.2.1 Supertypes

[Algorithms::Statement](#)

#### 14.5.2.2 Attributes

none

#### 14.5.2.3 Associations

**AssociationEnd:** cases

**To:** [CaseAction](#)

Definition: represents the possible actions to be taken, in order of consideration, each labeled by one or more values.

Multiplicity: 1..\* ordered

Properties: composite

**AssociationEnd:** selection-expression

**To:** [Core::Expression](#)

Definition: the Expression that is used to choose the CaseAction to be taken.

Multiplicity: 1..1

#### 14.5.2.4 Other Roles

none

## 14.6 IF Statements

This clause describes IF...THEN...ELSE statements. Figure 14.5 depicts the associated concepts.

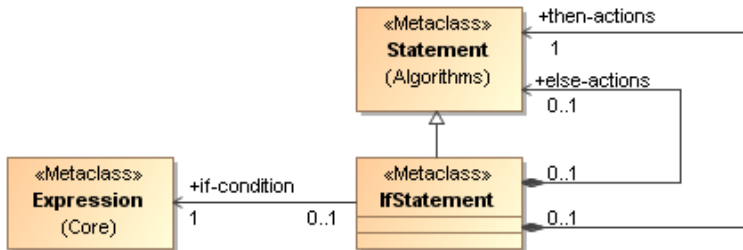


Figure 14.5 - IF Statements

### 14.6.1 Class: IfStatement

Definition: represents an EXPRESS IF...THEN...ELSE statement.

**Note** – See Clause 13.7 of ISO 10303-11:2004.

#### 14.6.1.1 Supertypes

[Algorithms::Statement](#)

#### 14.6.1.2 Attributes

none

#### 14.6.1.3 Associations

##### AssociationEnd: else-actions

To: [Algorithms::Statement](#)

Definition: the Statement (or StatementBlock) specifying the actions to be taken when the condition is False.

Multiplicity: 0..1

Properties: composite

##### AssociationEnd: if-condition

To: [Core::Expression](#)

Definition: an Expression that defines the condition used to determine whether to perform the “then-actions” or the “else-actions.”

**Note** – The if-condition is wholly owned by the IfStatement. It is not treated as reusable.

Multiplicity: 1..1

##### AssociationEnd: then-actions

To: [Algorithms::Statement](#)

Definition: the Statement (or StatementBlock) specifying the actions to be taken when the condition is True.

Multiplicity: 1..1

Properties: composite

#### 14.6.1.4 Other Roles

none

### 14.7 Procedure Calls

This clause describes procedure call statements. Figure 14.6 depicts the associated concepts.

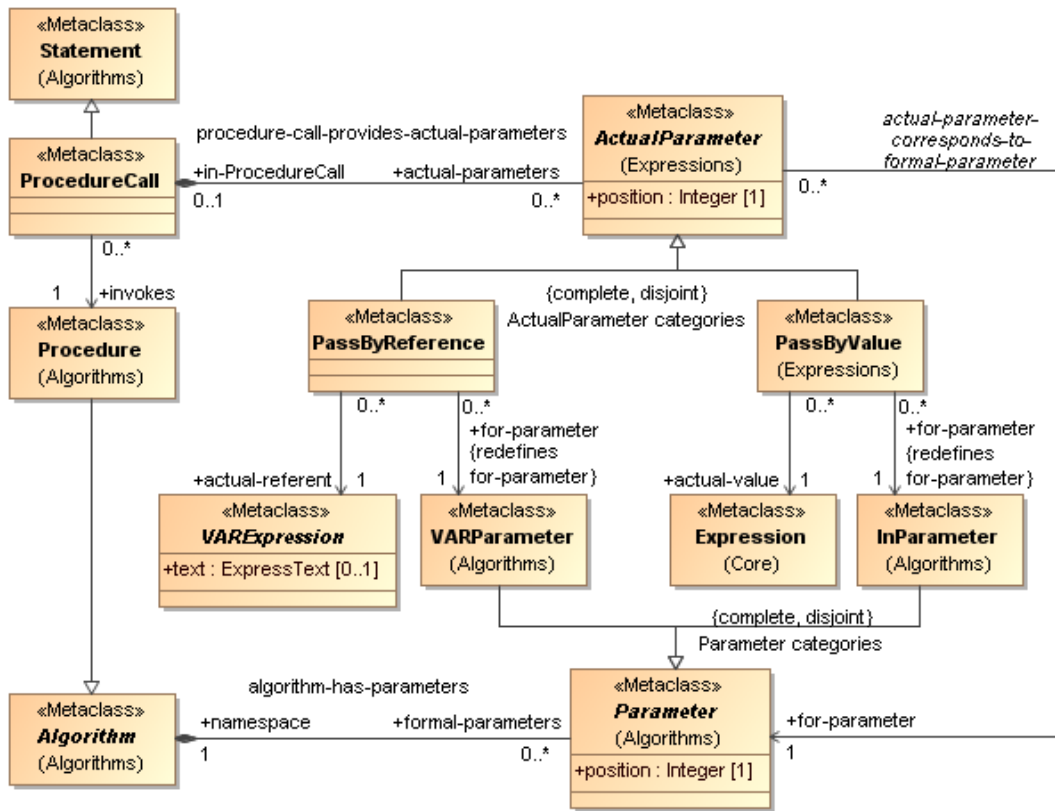


Figure 14.6 - Procedure Calls

#### 14.7.1 PassByReference

Definition: An ActualParameter that is passed “by reference.” At the time of Algorithm invocation, the actual-referent VARExpression is evaluated to identify a cell and that cell becomes the referent of the VARParameter during execution of the Algorithm.

##### 14.7.1.1 Supertypes

[ActualParameter](#)

##### 14.7.1.2 Attributes

none

### 14.7.1.3 Associations

**AssociationEnd: actual-referent**

**To:** [Statements::VARExpression](#)

Definition: the VARExpression that denotes the cell that is to be the referent of the formal VARParameter during the invocation. This is the expression that is syntactically the `actual_parameter` when the corresponding formal parameter is a VAR Parameter.

**Note** – See 12.8 of ISO 10303-11:2004.

Multiplicity: 1..1

**AssociationEnd: for-parameter**

**To:** [Algorithms::InParameter](#)

redefines: [Expressions::ActualParameter:for-parameter](#)

Definition: the formal parameter to which the actual referent is assigned.

**Note** – See 12.8 of ISO 10303-11:2004.

Multiplicity: 1..1

### 14.7.1.4 Other Roles

none

### 14.7.1.5 Rules

#### Constraint

```
exists(self->inProcedureCall);
```

Every PassByReference appears in a ProcedureCall (not a FunctionCall).

## 14.7.2 Class: ProcedureCall

Definition: Represents an EXPRESS procedure call statement. A procedure call causes an instance of a defined Procedure to be created, and the actual parameter values to be passed to the corresponding formal parameters. The `.actual-value` Expression corresponding to each InParameter is evaluated and the result is copied into the corresponding InVariable. Each VARParameter is set to refer to the Variable that is the result of the VARExpression that appears as the corresponding actual parameter. Then the declared LocalVariables are instantiated, according to their declared types (which may be ActualTypes), with initial values if specified. Finally, the StatementBlock that is the algorithm body is executed.

**Note** – See Clause 13.8 of ISO 10303-11:2004.

### 14.7.2.1 Supertypes

[Algorithms::Statement](#)

### 14.7.2.2 Attributes

none

### 14.7.2.3 Associations

**AssociationEnd: actual-parameters**

**To: [Expressions::ActualParameter](#)**

via: [procedure-call-provides-actual-parameters](#)

Definition: the ActualParameters to be passed at the time of invocation.

Multiplicity: 0..\* unordered

Properties: composite

**AssociationEnd: invokes**

**To: [Algorithms::Procedure](#)**

Definition: the Procedure that is invoked by the ProcedureCall.

Multiplicity: 1..1

### 14.7.2.4 Other Roles

none

## 14.7.3 Association: procedure-call-provides-actual-parameters

Definition: represents the relationship between the ProcedureCall statement and the ActualParameters to be passed at the time of invocation.

### 14.7.3.1 Association Ends

**AssociationEnd: actual-parameters**

**To: [Expressions::ActualParameter](#)**

Definition: the ActualParameters to be passed at the time of invocation.

Multiplicity: 0..\* unordered

Properties: composite

**AssociationEnd: in-ProcedureCall**

**To: [ProcedureCall](#)**

Definition: the ProcedureCall, if any, in which the ActualParameter appears.

Multiplicity: 0..1

## 14.8 REPEAT Statements

This section describes REPEAT statements, and the associated ESCAPE and SKIP statements. Figure 14.7 depicts the associated concepts.

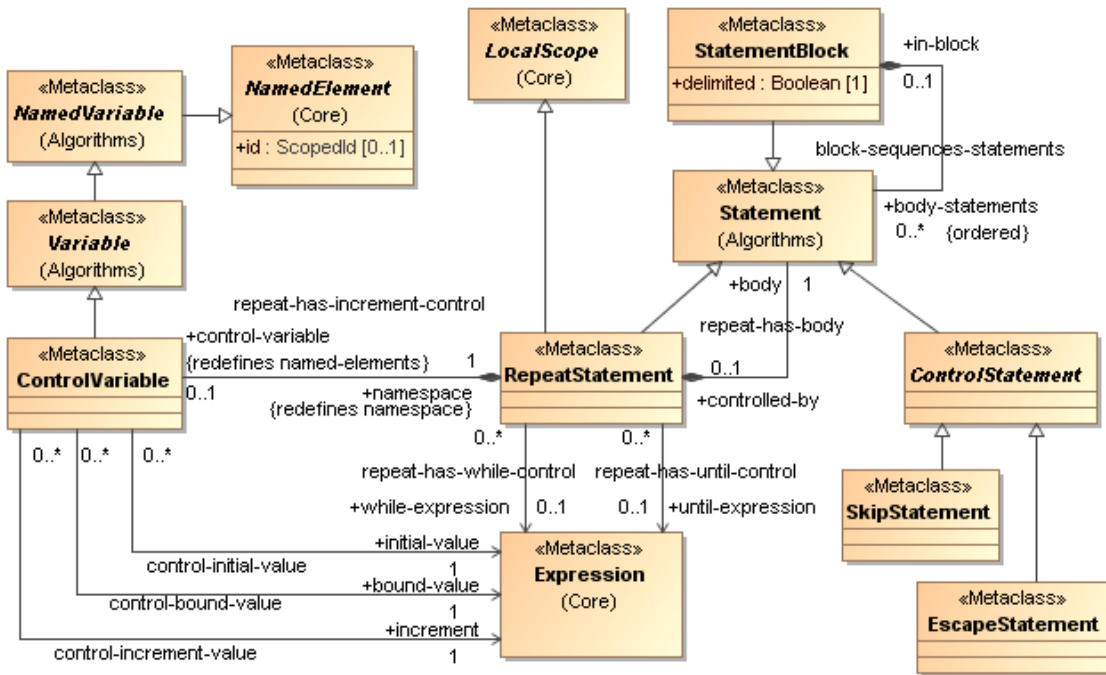


Figure 14.7 - REPEAT, SKIP, and ESCAPE Statements

### 14.8.1 Class: ControlVariable

Definition: a Variable representing the specification of for the control variable, if any, of the REPEAT statement.

If the REPEAT statement has an “increment control,” it introduces the control variable, whose scope is the RepeatStatement, and specifies the initial value for the control variable, a bound-value, and the increment value.

**Note** – In EXPRESS, the initial value, increment value and bound value are properties of the “increment control.” Here the “increment control” properties are assigned to the ControlVariable. See ISO 10303-11:2004 clause 13.9.1.

#### 14.8.1.1 Supertypes

[Algorithms::Variable](#)

#### 14.8.1.2 Attributes

none

#### 14.8.1.3 Associations

**AssociationEnd: bound-value**

**To: [Core::Expression](#)**

Definition: the Expression whose value, taken together with the initial-value, specifies the bounds of a set of real numbers. Iteration of the repeated-body of the RepeatStatement terminates when the value of the control-variable lies outside that set.

Multiplicity: 1..1



**AssociationEnd: increment****To:** [Core::Expression](#)

Definition: the Expression whose value is added to the value of the control-variable at the end of each iteration.

Multiplicity: 1..1

**Note** – When the EXPRESS syntax does not specify an increment value, the Expression is a Literal referring to the Integer value 1.

**Note** – See ISO 10303-11:2004 clause 13.9.1.

**AssociationEnd: initial-value****To:** [Core::Expression](#)

Definition: the Expression that specifies the value to be assigned to the control-variable before the first iteration.

Multiplicity: 1..1

**AssociationEnd: namespace****To:** [RepeatStatement](#)

via: [repeat-has-increment-control](#)

redefines: [Core::NamedElement.namespace](#)

Definition: the RepeatStatement whose execution is controlled by the IncrementControl.

Multiplicity: 1..1

**14.8.1.4 Other Roles**

none

**14.8.1.5 Rules****Constraint**

```
self->control-variable->namespace = self->for-loop;
```

**14.8.2 Class: EscapeStatement**

Definition: Represents an EXPRESS ESCAPE statement. An ESCAPE statement is always contained within the body of a RepeatStatement. Execution of an ESCAPE statement results in terminating the repetition of the repeated-body and continuing the control flow with the statement following the RepeatStatement.

**Note** – See Clause 13.11 of ISO 10303-11:2004.

**14.8.2.1 Supertypes**

[ControlStatement](#)

**14.8.2.2 Attributes**

none

**14.8.2.3 Associations**

none

#### 14.8.2.4 Other Roles

none

#### 14.8.2.5 Rules

##### Constraint

```
exists(self->in-block->controlled-by);
```

An EscapeStatement shall only appear in the repeated-body of a RepeatStatement.

### 14.8.3 Class: RepeatStatement

Definition: Represents an EXPRESS REPEAT statement. The RepeatStatement defines an iteration. The execution of the repeated-body occurs zero or more times depending on the associated controls, which may be any combination of

- a increment-control (see ControlVariable)
- a while-expression
- an until-expression

If no control is specified, the iteration continues until an EscapeStatement is executed.

**Note** – See Clause 13.9 of ISO 10303-11:2004.

#### 14.8.3.1 Supertypes

[Core::LocalScope](#), [Algorithms::Statement](#)

#### 14.8.3.2 Attributes

none

#### 14.8.3.3 Associations

**AssociationEnd: body**

**To: [Algorithms::Statement](#)**

via: [repeat-has-body](#)

Definition: the Statement that specifies the actions to be iterated. When the EXPRESS text for the body includes multiple statements, the body Statement is a StatementBlock.

Multiplicity: 1..1

Properties: composite

**AssociationEnd: control-variable**

**To: [ControlVariable](#)**

via: [repeat-has-increment-control](#)

Subsets: [Core::LocalScope:local-elements](#)

Definition: the specification for the increment control, if any. The increment control defines a control variable, its initial and final values, and the value by which it is incremented on each iteration.

**Note** – See ISO 10303-11:2004 clause 13.9.1.

Multiplicity: 0..1

Properties: composite

**AssociationEnd: until-expression**

To: [Core::Expression](#)

Definition: the Boolean Expression that specifies a condition for terminating the iteration. If the value returned by the while-expression is True, the iteration is terminated.

**Note** – See ISO 10303-11:2004 clause 13.9.3.

Multiplicity: 0..1

**AssociationEnd: while-expression**

To: [Core::Expression](#)

Definition: the Boolean Expression that specifies the condition for reiterating the repeated-body. If the value returned by the while-expression is False, the iteration is terminated.

**Note** – See ISO 10303-11:2004 clause 13.9.2.

Multiplicity: 0..1

**14.8.3.4 Other Roles**

none

**14.8.4 Class: SkipStatement**

Definition: Represents an EXPRESS SKIP statement. A SKIP statement is always contained within the body of a RepeatStatement. Execution of a SKIP statement results in continuing the control flow with the “increment and test” operations of the RepeatStatement, skipping any intervening actions.

**Note** – See Clause 13.11 of ISO 10303-11:2004.

**14.8.4.1 Supertypes**

[ControlStatement](#)

**Attributes**

none

**14.8.4.2 Associations**

none

**14.8.4.3 Other Roles**

none

**14.8.4.4 Rules**

**Constraint**

`exists(self->in-block->controlled-by) ;`

A SkipStatement shall only appear in the repeated-body of a RepeatStatement.

## 14.8.5 Association: repeat-has-body

Definition: represents the relationship between a RepeatStatement and the Statement (or StatementBlock) that specifies the actions to be iterated.

### 14.8.5.1 Association Ends

**AssociationEnd: body**

To: [Algorithms::Statement](#)

Definition: the Statement that specifies the actions to be iterated. When the EXPRESS text for the body includes multiple statements, the body Statement is a StatementBlock.

Multiplicity: 1..1

Properties: composite

**AssociationEnd: controlled-by**

To: [RepeatStatement](#)

Definition: the RepeatStatement that controls the iterated execution of the actions of the Statement.

Multiplicity: 0..1

## 14.8.6 Association: repeat-has-increment-control

Definition: represents the relationship between the RepeatStatement and its IncrementControl, if any.

### 14.8.6.1 Supertypes

[Core::element-defined-in-scope](#)

### 14.8.6.2 Association Ends

**AssociationEnd: control-variable**

To: [ControlVariable](#)

Definition: the specification for the control variable, if any, and its initial and final values.

Multiplicity: 0..1

Properties: composite

**AssociationEnd: namespace**

To: [RepeatStatement](#)

Definition: the RepeatStatement whose execution is controlled by the IncrementControl.

Multiplicity: 1..1

## 14.8.7 Generalization Sets

**Generalization Set: Variable categories**

**complete, disjoint**

Every Algorithms:Variable is one of Algorithms:InParameter, Algorithms:FunctionResult, Algorithms:LocalVariable, Expressions:QueryVariable, or Statements:ControlVariable.

The ControlVariable extends the concept NamedVariable in Algorithms, and thus the possible referents of a VariableRef in Expressions.

## 14.9 RETURN Statements

This section describes RETURN statements. Figure 14.8 depicts the associated concepts.

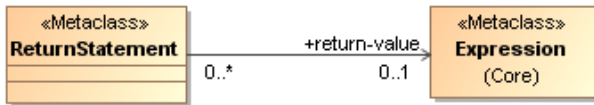


Figure 14.8 - RETURN Statements

### 14.9.1 Class: ReturnStatement

Definition: Represents an EXPRESS RETURN statement. A RETURN statement terminates the execution of a ProcedureCall or FunctionCall.

A RETURN statement that appears in the body of a Function may also specify an expression for the FunctionResult, that is, the value which is to be returned as the evaluation of a FunctionCall in which the RETURN statement is executed.

**Note** – See Clause 13.9 of ISO 10303-11:2004.

#### 14.9.1.1 Supertypes

[ControlStatement](#)

#### 14.9.1.2 Attributes

none

#### 14.9.1.3 Associations

**AssociationEnd: return-value**

**To: [Core::Expression](#)**

Definition: An Expression that specifies the value to be returned as the Function result.

The result-value shall not exist for a RETURN statement that appears in the body of a Procedure. A RETURN statement that appears in the body of a Function and does not specify a result-value Expression implicitly specifies that the value of the FunctionResult variable is to be returned as the evaluation of a FunctionCall in which the RETURN statement is executed.

Multiplicity: 0..1

#### 14.9.1.4 Other Roles

none

## 14.10 VAR Expressions

This section defines the concepts associated with references to (what ISO 10303-11 calls) “variables” that may change in value during the execution of an invocation of an Algorithm or the evaluation of a GlobalRule. In general, such “variables” may be simple Variables, or more complex expressions denoting a part of a Variable. The general form of a “variable,” therefore, is modeled as a VAR Expression – an Expression that refers to an object that contains a value. Figure 14.9 depicts the concepts associated with VAR Expressions.

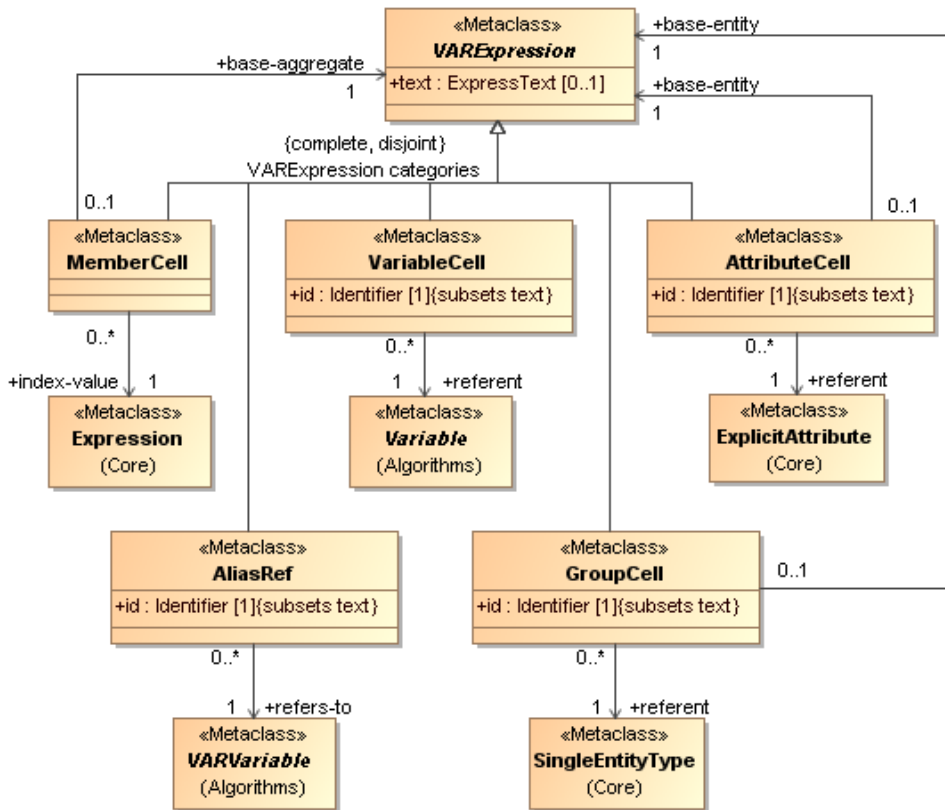


Figure 14.9 - VAR Expressions

VAR Expressions appear in assignment statements, in ALIAS statements and as ActualParameters that correspond to formal parameters that are VARParameters (which are permitted only in Procedure definitions).

**Note** – Primary Expressions, Index Expressions and Selector Expressions are similar in structure (and use the same syntax in EXPRESS), but they refer to the Instance that is the current value of the “variable” – the value currently held by that object. A VARExpression formally refers to the object (place) that holds an Instance, rather than to the Instance it contains. That is, for example, the meaning of the VariableRef is different from the meaning of the VariableCell, even though the EXPRESS syntax is the same. Because the meanings are different, they have different metamodels.

**Note** – A VAR Expression can never refer to an Instance in the modeled population. Instances in the Population cannot be created or modified by an EXPRESS Schema. For this reason, EXPRESS restricts the syntax for VAR Expressions to beginning with a parameter\_ref or a variable\_ref. This is reflected in the model.

## 14.10.1 Class: AttributeCell

Definition: A VARExpression whose referent is a cell (or “slot”) containing the value of one ExplicitAttribute in an EntityValue or PartialEntityValue.

The referent of the `:base-entity` VARExpression shall be a cell that holds an EntityValue or PartialEntityValue that has a “slot” for the ExplicitAttribute that is the `:referent` of the AttributeCell. The cell/slot in the referent of the `:base-entity` that corresponds to that ExplicitAttribute is the referent of the AttributeCell.

**Note** – An EntityInstance in the Population is considered to be an object that holds an EntityValue. And therefore, an EntityInstance can be the referent of the `base-entity`. But it is not possible to change the value of an Attribute of an EntityInstance in the Population.

**Note** – An “entity-valued object” -- a Variable, Attribute, or aggregation member whose data type is an EntityType (or a SelectType whose select-list contains EntityTypes) -- may contain EntityInstances from the Population, or contain EntityValues that correspond to the EntityType, without reference to Instances in the Population. When the `base-entity` of an AttributeCell is an entity-valued object, it is not always clear whether it contains an EntityInstance, which is then the referent, or an EntityValue, which makes the entity-valued object the referent.

### 14.10.1.1 Supertypes

[VARExpression](#)

### 14.10.1.2 Attributes

**Attribute: id**

**To:** [Core::Identifier](#)

Subsets: VARExpression:text

Definition: the lexical text of the identifier for the Attribute.

Multiplicity: 1..1

### 14.10.1.3 Associations

**AssociationEnd: base-entity**

**To:** [VARExpression](#)

Definition: the VARExpression that identifies the cell that contains the EntityValue or PartialEntityValue that contains the referent of the AttributeCell.

Multiplicity: 1..1

**AssociationEnd: referent**

**To:** [Core::ExplicitAttribute](#)

Definition: the ExplicitAttribute that designates the slot that is the referent of the AttributeCell.

Multiplicity: 1..1

### 14.10.1.4 Other Roles

none

## 14.10.2 Class: GroupCell

Definition: A VARExpression whose referent is the group of cells (or “slots”) for the ExplicitAttributes that constitute a SingleEntityType within a cell that holds an EntityValue.

The referent of the :base-entity VARExpression shall be a cell that holds an EntityValue or PartialEntityValue that includes a SingleEntityValue for the SingleEntityType that is the :referent of the GroupCell. The group of cells/slots in the referent of the :base-entity that corresponds to that SingleEntityType is the referent of the GroupCell.

**Note** – An EntityInstance in the Population is considered to be an object that holds an EntityValue. And therefore, an EntityInstance can be the referent of the base-entity. But it is not possible to change the value of an Attribute of an EntityInstance in the Population.

**Note** – An “entity-valued object” -- a Variable, Attribute, or aggregation member whose data type is an EntityType (or a SelectType whose select-list contains EntityTypes) -- may contain EntityInstances from the Population, or contain EntityValues that correspond to the EntityType, without reference to Instances in the Population. When the base-entity of a GroupCell is an entity-valued object, it is not always clear whether it contains an EntityInstance, which is then the referent, or an EntityValue, which makes the entity-valued object the referent.

### 14.10.2.1 Supertypes

[VARExpression](#)

### 14.10.2.2 Attributes

**Attribute: id**

**To: [Core::Identifier](#)**

Subsets: VARExpression:text

Definition: the lexical text of the identifier for the SingleEntityType.

Multiplicity: 1..1

### 14.10.2.3 Associations

**AssociationEnd: base-entity**

**To: [VARExpression](#)**

Definition: the VARExpression that identifies the cell that contains the EntityValue or PartialEntityValue that contains the referent of the GroupCell.

Multiplicity: 1..1

**AssociationEnd: referent**

**To: [Core::SingleEntityType](#)**

Definition: the SingleEntityType that designates the group of ExplicitAttribute slots that constitute the referent of the GroupCell.

Multiplicity: 1..1

### 14.10.2.4 Other Roles

none



### 14.10.3 Class: MemberCell

Definition: A VARExpression that represents a reference to a cell that is a member of a cell whose datatype is an aggregation data type.

The cell that is the referent of the `:base-aggregate` VARExpression shall have a datatype that is an aggregation data type. The referent of the MemberCell is the member of that cell that is designated by the index or position value that is the result of the `:index-value` Expression.

#### 14.10.3.1 Supertypes

[VARExpression](#)

#### 14.10.3.2 Attributes

none

#### 14.10.3.3 Associations

**AssociationEnd: base-aggregate**

**To: [VARExpression](#)**

Definition: the VARExpression that identifies the aggregate cell that contains the referent member cell.

Multiplicity: 1..1

**AssociationEnd: index-value**

**To: [Core::Expression](#)**

Definition: the index or position value used to identify the member cell within the aggregate cell.

Multiplicity: 1..1

#### 14.10.3.4 Other Roles

none

### 14.10.4 Class: AliasRef

Definition: A VARExpression consisting only of the identifier for a VARVariable, i.e., an AliasVariable, or a VARParameter. The referent of the AliasRef VARExpression is the referent of the VARVariable designated by the `.refers-to` relationship.

**Note** – An AliasRef to a VARVariable produces a different result from a VariableRef to the same VARVariable. The AliasRef produces the referent of the VARVariable – the place that holds the value; the VariableRef produces the value that is currently in that place. In computer science terminology, the VariableRef “de-references” the VARVariable.

#### 14.10.4.1 Supertypes

[VARExpression](#)

#### 14.10.4.2 Attributes

**Attribute: id**

**To: [Core::Identifier](#)**

Subsets: VARExpression:text

Definition: the lexical text of the identifier for the Parameter or the AliasVariable.

Multiplicity: 1..1

#### 14.10.4.3 Associations

**AssociationEnd: refers-to**

**To:** [Algorithms::VARVariable](#)

Definition: the AliasVariable or VARParameter whose referent is the referent of the AliasRef.

Multiplicity: 1..1

#### 14.10.4.4 Other Roles

none

### 14.10.5 Class: VARExpression

Definition: an expression that refers to a cell - a place - that contains a value.

Unlike Primary Expressions, Index Expressions and Selector Expressions, which are similar in structure, a VARExpression formally refers to the cell that holds an Instance, rather than to the Instance itself. The cell to which a VARExpression refers is called its *referent*. The type of a VARExpression is “reference to cell containing” the data type of the referent cell. The referent of a VARExpression can be:

- a LocalVariable,
- an InParameter or FunctionResult,
- a member of a cell whose data type is an AggregationType,
- an ExplicitAttribute slot in a cell that contains an EntityValue or PartialEntityValue,
- the cells that contain a SingleEntityValue in a cell that contains an EntityValue or PartialEntityValue,
- the cell that is the referent of an AliasVariable or a VARParameter.

Properties: abstract

#### 14.10.5.1 Supertypes

none

#### 14.10.5.2 Attributes

**Attribute: text**

**To:** [Core::ExpressText](#)

Definition: the lexical representation of the VARExpression.

Multiplicity: 0..1

#### 14.10.5.3 Associations

none

#### 14.10.5.4 Other Roles

From: [PassByReference](#) as actual-referent

From: [Assignment](#) as recipient

From: [MemberCell](#) as base-aggregate

From: [AttributeCell](#) as base-entity

From: [GroupCell](#) as base-entity

From: [AliasVariable](#) as referent

#### 14.10.6 Class: VariableCell

Definition: A VARExpression that consists only of the identifier for a Variable. The referent of the VariableCell VARExpression is the cell that instantiates that Variable (as distinct from the value of that Variable). The Variable is designated by the `.referent` relationship.

**Note** – A VARExpression that consists of the identifier for an AliasVariable or a VARParameter is an AliasRef, not a VariableCell. A VariableCell differs from a VariableRef in that it refers to the place, not the value.

##### 14.10.6.1 Supertypes

[VARExpression](#)

##### 14.10.6.2 Attributes

**Attribute:** `id`

**To:** [Core::Identifier](#)

Subsets: VARExpression:text

Definition: the lexical text of the identifier for the NamedVariable

Multiplicity: 1..1

##### 14.10.6.3 Associations

**AssociationEnd:** `referent`

**To:** [Algorithms::Variable](#)

Definition: the Variable whose instantiation is the referent object of the VariableCell VARExpression.

Multiplicity: 1..1

##### 14.10.6.4 Other Roles

none

#### 14.10.7 Generalization Sets

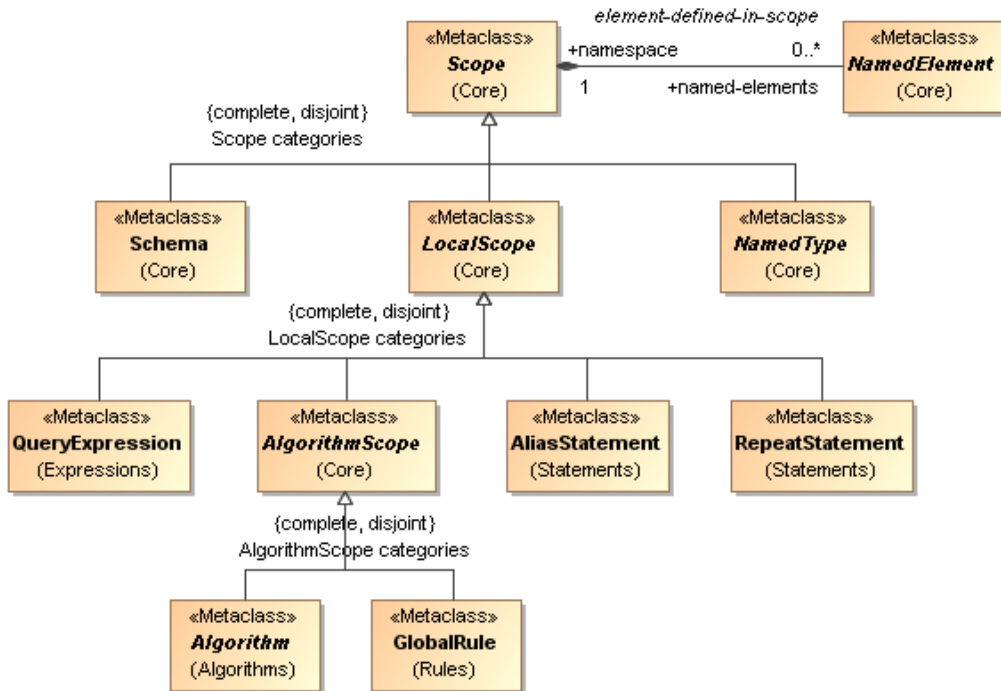
**Generalization Set:** VARExpression categories      **complete, disjoint**

Every VARExpression is one of AliasRef, MemberCell, AttributeCell, GroupCell, or VariableCell.

# 15 Package : Express2

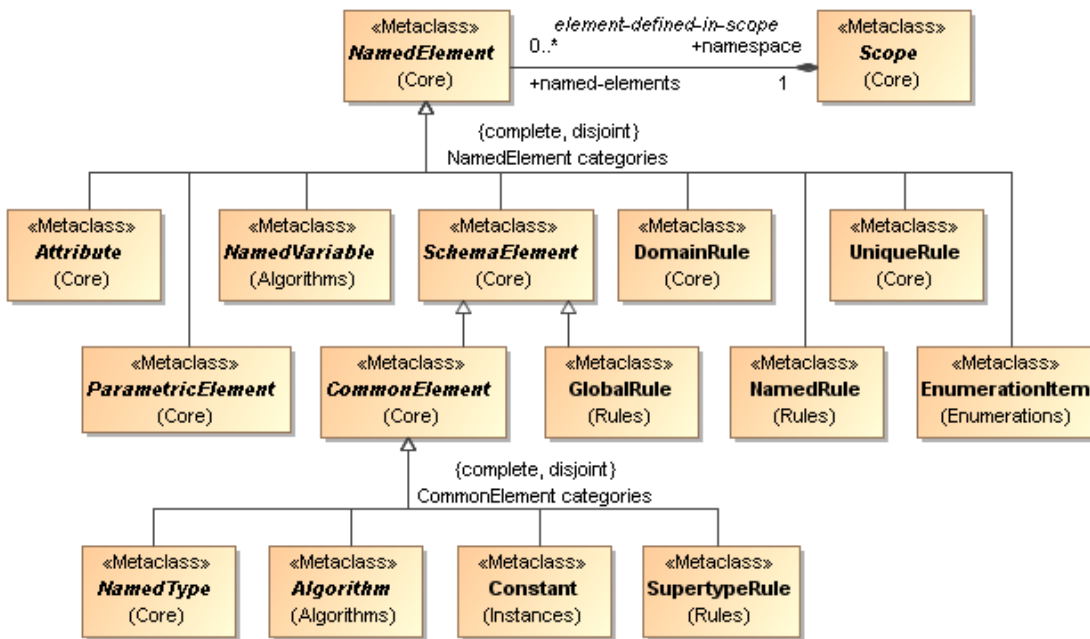
The Express2 Package has no immediate content. It simply combines the Rules Package with the full Statements Package, and thus contains all of the model elements for the language.

Figure 15.1 shows the complete view of the scope concepts in EXPRESS version 2. Note that the LocalScopes arise only when the Algorithms, Rules, Expressions, and Statements Packages are supported.



**Figure 15.1 - Integrated Overview of Scopes**

In a similar way, Figure 15.2 - depicts the complete view of the NamedElement concepts in EXPRESS version 2, which are drawn from several packages.



**Figure 15.2 - Overview of Named Elements**

In a similar way, Figure 15.3 depicts the complete view of the Variable concepts in EXPRESS version 2, which are drawn from the Algorithms, Expressions and Statements Packages.



## 15.2 Classes and Associations

none

## 15.3 Generalization Sets

This section defines GeneralizationSets that are only complete when all of the packages defined in the metamodel are supported. Therefore they are defined in this package.

**Generalization Set: AlgorithmScope categories      complete, disjoint**

Every Core:AlgorithmScope is one of Algorithms:Algorithm or Rules:GlobalRule.

**Note** – Technically, this generalization set can be defined in the Rules Package.

**Generalization Set: CommonElement categories      complete, disjoint**

Every Core:CommonElement is one of Core:NamedType, Algorithms:Algorithm, Instances:Constant, or Rules:SupertypeRule.

**Generalization Set: LocalScope categories      complete, disjoint**

Every Core:LocalScope is one of Core:AlgorithmScope, Expressions:QueryExpression, Statements:RepeatStatement, or Statements:AliasStatement.

**Generalization Set: NamedElement categories      complete, disjoint**

Every Core:NamedElement is one of Core:SchemaElement, Core:Attribute, Core:DomainRule, Core:UniqueRule, Core:ParametricElement, Enumerations:EnumerationItem, Algorithms:NamedVariable, Rules:NamedRule.

## 16 The EXPRESSElements Module

This module conveys those EXPRESS language elements that are formally part of the language itself, but are represented in the metamodel as instances of metaclasses. MOF does not support the UML InstanceSpecifications used in Clauses 8 and 13 to convey those EXPRESS language elements. Instead, this module is a rendering of those elements as declarations in a would-be EXPRESS Schema, called "EXPRESSElements". This Schema could not really be phrased in the EXPRESS language. The elements are included in the form of out-of-context uses of reserved words representing data types and expressions as if they appeared in declarations.)

**Note** – EXPRESS does not provide a means for formally attaching Remarks to an unnamed model element. It does support capturing the placement of Remarks within declarations via Scope.includes-remarks (see 8.5). This feature is used to capture the documentation of the built-in model elements.

The EXPRESSElements Schema is considered to be implicitly interfaced into every EXPRESS model that is represented as a population of the metamodel. Implementations that do not support the Expressions package would not implicitly include the elements derived from BuiltInConstants (13.11).

### 16.1 XMI Header

This section formalizes the EXPRESSElements Schema that appears in Figure 8.18.

```
<?xml version="1.0"?>
<xmi:XMI xmlns:exp="http://www.omg.org/spec/EXPRESS/20140401/"
  xmlns:xmi="http://www.omg.org/spec/XMI/20110701">
  <xmi:Documentation>
    <xmi:contact>Object Management Group, issues@omg.org</xmi:contact>
    <xmi:shortDescription>Module document for the built-in data types and
      constants of the EXPRESS language </xmi:shortDescription>
  </xmi:Documentation>

  <exp:Schema xmi:type="exp:Schema" xmi:id="EXPRESSElements"
    name="EXPRESS_ELEMENTS" version="1.1"
    URI="http://www.omg.org/spec/EXPRESS/20140401/
    EXPRESSElements.xmi#EXPRESSElements" >
    <documentation xmi:type="exp:Remark" xmi:id="_text_1000" text="The
      EXPRESSElements Schema is an artifice that contains the fixed Types and
      Constants that are defined to be parts of the EXPRESS language, rather
      than part of any EXPRESS Schema." isTagged="TRUE" isTail="FALSE">
      <describes-schema href="#EXPRESSElements"/>
    </documentation>
```

### 16.2 Built-In Types

This section formalizes the BuiltInTypes instances that are documented in Clause 8.17.

```
<!-- BuiltInTypes Package -->
<includes-remarks xmi:type="exp:Remark" xmi:id="_text_1001" isTagged="FALSE"
  isTail="FALSE" text="TYPE is the StringType whose instances are the
  names of DataTypes (TypeNames), i.e. the result of TypeOf and related
```



operands. These objects are data typed STRING in Part 11, but they have reserved syntax and reserved interpretation. In order to facilitate mappings to other languages, these data types are explicitly identified, and coerced to/from STRING where necessary. &xA;Note -- See Clause 15.25 of ISO 10303-11:2004."/>

```
<anonymous-type xmi:type="exp:StringType" xmi:id="TYPE" id="TYPE">
  <fundamental-type xmi:idref="STRING"/>
  <specializes xmi:idref="STRING" />
</anonymous-type>
```

```
<includes-remarks xmi:type="exp:Remark" xmi:id="_text_1002" isTagged="FALSE"
  isTail="FALSE" text="ROLE is the StringType whose instances are the
  names of Attributes, i.e. the result of RolesOf and the formal second
  operand of UsedIn. These objects are data typed STRING in Part 11, but
  they have reserved syntax and reserved interpretation. In order to
  facilitate mappings to other languages, these data types are explicitly
  identified, and coerced to/from STRING where necessary. &xA;Note -- See
  Clause 15.20 of ISO 10303-11:2004."/>
```

```
<anonymous-type xmi:type="exp:StringType" xmi:id="ROLE" id="ROLE">
  <fundamental-type xmi:idref="STRING"/>
  <specializes xmi:idref="STRING" />
</anonymous-type>
```

```
<includes-remarks xmi:type="exp:Remark" xmi:id="_text_1003" isTagged="FALSE"
  isTail="FALSE" text="represents the EXPRESS type REAL (without
  precision)"/>
```

```
<anonymous-type xmi:type="exp:RealType" xmi:id="REAL" id="REAL">
  <fundamental-type xmi:idref="REAL"/>
  <specializes xmi:idref="NUMBER" />
</anonymous-type>
```

```
<includes-remarks xmi:type="exp:Remark" xmi:id="_text_1004" isTagged="FALSE"
  isTail="FALSE"
```

```
text="represents the EXPRESS type STRING (without constraints)"/>
```

```
<anonymous-type xmi:type="exp:StringType" xmi:id="STRING" id="STRING">
  <fundamental-type xmi:idref="STRING"/>
</anonymous-type>
```

```
<includes-remarks xmi:type="exp:Remark" xmi:id="_text_1005" isTagged="FALSE"
  isTail="FALSE"
```

```
text="represents the EXPRESS type NUMBER"/>
```

```
<anonymous-type xmi:type="exp:NumericType" xmi:id="NUMBER" id="NUMBER">
  <fundamental-type xmi:idref="NUMBER"/>
</anonymous-type>
```

```
<includes-remarks xmi:type="exp:Remark" xmi:id="_text_1006" isTagged="FALSE"
```

```

    isTail="FALSE" text="represents the EXPRESS type LOGICAL"/>
<anonymous-type xmi:type="exp:LogicType" xmi:id="LOGICAL" id="LOGICAL">
  <fundamental-type xmi:idref="LOGICAL"/>
</anonymous-type>

<includes-remarks xmi:type="exp:Remark" xmi:id="_text_1007" isTagged="FALSE"
  isTail="FALSE" text="represents the EXPRESS type INTEGER"/>
<anonymous-type xmi:type="exp:IntegerType" xmi:id="INTEGER" id="INTEGER">
  <fundamental-type xmi:idref="INTEGER"/>
  <specializes xmi:idref="REAL" />
</anonymous-type>

<includes-remarks xmi:type="exp:Remark" xmi:id="_text_1008" isTagged="FALSE"
  isTail="FALSE" text="represents the EXPRESS type BOOLEAN"/>
<anonymous-type xmi:type="exp:LogicType" xmi:id="BOOLEAN" id="BOOLEAN">
  <fundamental-type xmi:idref="BOOLEAN"/>
  <specializes xmi:idref="LOGICAL" />
</anonymous-type>

<includes-remarks xmi:type="exp:Remark" xmi:id="_text_1009" isTagged="FALSE"
  isTail="FALSE" text="represents the EXPRESS type BINARY (without
  constraints)"/>
<anonymous-type xmi:type="exp:BinaryType" xmi:id="BINARY" id="BINARY">
  <fundamental-type xmi:idref="BINARY"/>
</anonymous-type>

```

## 16.3 Generic Types

This section formalizes the GenericTypes instances that are documented in Clause 8.18.

```

<!-- GenericTypes Package -->
<includes-remarks xmi:type="exp:Remark" xmi:id="_text_1010" isTagged="FALSE"
  isTail="FALSE" text="represents the EXPRESS generalized type
  GENERIC_ENTITY. Every entity data type is a specialization of
  GENERIC_ENTITY. Every EntityInstance is an instance of GENERIC_ENTITY
  and every instance of GENERIC_ENTITY is an EntityInstance. &xA;Note --
  See 9.5.3.3 of ISO 10303-11:2004."/>
<anonymous-type xmi:type="exp:GenericType" xmi:id="GENERIC_ENTITY"
  id="GENERIC_ENTITY">
  <specializes xmi:idref="GENERIC" />
</anonymous-type>

<includes-remarks xmi:type="exp:Remark" xmi:id="_text_1011" isTagged="FALSE"
  isTail="FALSE" text="represents the EXPRESS generalized type GENERIC.
  Every data type is a specialization of the GenericType GENERIC, and every
  Instance is an Instance of GENERIC. &xA;Note -- See 9.5.3.2 of ISO 10303-
  11:2004."/>

```

```
<anonymous-type xmi:type="exp:GenericType" xmi:id="GENERIC" id="GENERIC">
</anonymous-type>
```

## 16.4 Built-In Constants

This section formalizes the BuiltInConstants instances that are documented in Clause 13.11.

```
<!-- BuiltInConstants Package -->
<includes-remarks xmi:type="exp:Remark" xmi:id="_text_2001" isTagged="FALSE"
  isTail="FALSE" text="Represents the LOGICAL value that is the evaluation
  of a proposition that is asserted. &xA;Note -- See clause 14.6 of ISO
  10303-11:2004."/>
<expression xmi:type="exp:Literal" xmi:id="TRUE" text="TRUE">
  <data-type xmi:idref="LOGICAL"/>
</expression>

<includes-remarks xmi:type="exp:Remark" xmi:id="_text_2002" isTagged="FALSE"
  isTail="FALSE" text="Represents the LOGICAL value that is the evaluation
  of a proposition whose negation is asserted. &xA;Note -- See clause 14.3
  of ISO 10303-11:2004."/>
<expression xmi:type="exp:Literal" xmi:id="FALSE" text="FALSE">
  <data-type xmi:idref="LOGICAL"/>
</expression>

<includes-remarks xmi:type="exp:Remark" xmi:id="_text_2003" isTagged="FALSE"
  isTail="FALSE" text="Represents the LOGICAL value that is the evaluation
  of an Expression that involves Indeterminate values. UNKNOWN is a
  specialization of the Indeterminate value that is treated only as a value
  of data type LOGICAL. &xA;Note -- See clause 14.7 of ISO 10303-11:2004."
  />
<expression xmi:type="exp:Literal" xmi:id="UNKNOWN" text="UNKNOWN">
  <data-type xmi:idref="LOGICAL"/>
</expression>

<includes-remarks xmi:type="exp:Remark" xmi:id="_text_2004" isTagged="FALSE"
  isTail="FALSE" text="Represents the unique REAL number e such that the
  area above the x-axis and below the curve 1/x, for 1 <= x <= e, is
  exactly 1. &xA;Note -- See clause 14.1 of ISO 10303-11:2004."/>
<expression xmi:type="exp:Literal" xmi:id="E" text="E">
  <data-type xmi:idref="REAL"/>
</expression>

<includes-remarks xmi:type="exp:Remark" xmi:id="_text_2005" isTagged="FALSE"
  isTail="FALSE" text="Represents the REAL value that is the ratio of the
  circumference of a circle to its diameter. &xA;Note -- See clause 14.4 of
  ISO 10303-11:2004."/>
<expression xmi:type="exp:Literal" xmi:id="PI" text="PI">
```

```
    <data-type xmi:idref="REAL"/>
  </expression>

</exp:Schema>
</xmi:XMI>
```



## A

ActualAGGREGATEType 175  
ActualAggregationType 177  
ActualARRAYType 177  
ActualBAGType 178  
ActualGenericType 179  
ActualLISTType 179  
ActualParameter 216  
ActualStructureConstraint 107  
ActualType 34  
ActualTypeConstraint 108  
aggregate-has-constraint 109  
AggregateIndex 202  
AggregateInitializer 223  
AGGREGATEType 64  
AGGREGATEType-defines-parameter 105  
AggregateValue 140  
AggregationType 56  
Algorithm 161  
algorithm-has-body 168  
algorithm-has-parameters 169  
Algorithms Package 9  
AlgorithmScope 14  
alias-binds-variable 237  
AliasRef 254  
AliasStatement 235  
AliasVariable 236  
ANDConstraint 187  
AnonymousType 35  
ArrayBound 58  
ArrayMember 141  
ARRAYType 59  
ARRAYValue 141  
Assignment 238  
Attribute 73  
AttributeBinding 226  
AttributeCell 252  
attribute-has-data-type 84  
AttributeRef 205  
AttributeValue 147

## B

BAGType 59  
BAGValue 142  
BINARY 115  
BinaryIndex 203  
BinaryOperation 208  
BinaryOperator 209  
BinaryType 51  
BinaryValue 134  
block-sequences-statements 233  
BOOLEAN 116  
Boolean 11  
BooleanValue 134

## C

call-provides-actual-parameters 219  
CaseAction 239  
CaseStatement 240  
Coercion 212  
CommonElement 14  
common-element-has-local-scope 25  
Compliance points 3, 4  
ConcreteAggregationType 60  
ConcreteType 35  
ConcreteValue 121, 128  
Constant 154  
ConstantRef 196  
ControlStatement 232  
ControlVariable 245

Core Package 9, 11

## D

DataType 36  
DefinedType 36  
DerivedAttribute 75  
DomainConstraint 46  
DomainRole 89  
DomainRole-in-Relationship 93  
DomainRule 48

## E

E 229  
element-defined-in-scope 26  
element-has-source 106  
ElementSource 101  
entity-has-attributes 85  
EntityInstance 148  
EntityName 149  
entity-plays-range-role 94  
EntityType 75  
EntityType-has-Attribute 86  
EntityType-has-UniqueRule 86  
entity-used-in-attribute 95  
EntityValue 149  
entity-value-describes-state 152  
enumeration-declares-items 123  
enumeration-extends-enumeration 44  
EnumerationItem 122, 129  
Enumerations Package 9  
EnumerationType 37  
EnumItemRef 197  
EscapeStatement 246  
Exchange document 3  
ExplicitAttribute 78  
explicitly 16  
EXPRESS BINARY type 51  
EXPRESS language 1  
Express2 Package 10  
Expression 110  
Expressions Package 9  
ExpressText 11  
Extent 156  
extent-of-EntityType 158  
ExtentRef 198  
extent-within-population 158

## F

FALSE 229  
Function 163  
FunctionCall 217  
function-has-result 169  
FunctionResult 163  
fundamental-value 130

## G

GeneralAggregationType 66  
GeneralARRAYType 67  
GeneralBAGType 68  
GeneralizedType 68  
GeneralLISTType 69

GeneralSETType 69  
GENERIC 119  
GENERIC\_ENTITY 119  
GenericAggregate 143  
GenericType 70  
GlobalRule 183  
GlobalRule-contains-NamedRule 186  
GroupCell 253  
GroupRef 206

## I

Identifier 12  
IfStatement 241  
implicitly 16  
Indeterminate 129  
IndeterminateRef 198  
IndexOperation 193  
InParameter 164  
Instance 112  
Instance package 7  
instance-of-EntityType 153  
instance-of-type 114  
Instances Package 9  
InstantiableType 38  
INTEGER 116  
Integer 11  
IntegerValue 135  
Interface 15  
InterfacedElement 17  
interface-includes-elements 26  
InterfaceKind 18  
InverseAttribute-inverts-ExplicitAttribute 87  
InverseAttribute-models-role 95  
InvertibleAttribute 81  
InvertibleAttribute-models-role 96  
issues/problems xiv

## K

Keyword 12

## L

LengthConstraint 52  
ListMember 143  
LISTType 60  
LISTValue 144  
Literal 199  
LocalScope 19  
LocalVariable 171  
LOGICAL 116  
LogicalValue 135  
LogicType 53

## M

MemberBinding 224  
MemberCell 254  
MEXICO project 1  
MultiLeafInstance 150

## N

NamedElement 19  
NamedType 39  
NamedType-has-DomainRule 49  
NamedVariable 171  
Namespace 7  
NullStatement 232  
NUMBER 117  
NumberValue 136  
NumericType 53



## **O**

Object Management Group, Inc. (OMG) **xiii**  
OMG specifications **xiii**  
ONEOFConstraint 188  
Operation 193  
OrderingKind 61

## **P**

Parameter 164  
ParameterRef 200  
ParameterType 40  
ParametricElement 102  
ParametricStructure 103  
ParametricType 104  
PartialEntityConstructor 227  
PartialEntityType 81  
PartialEntityValue 150  
PI 229  
Population 157  
population-includes-instance 158  
Primary 194  
Primitive type  
    Boolean 11  
    Integer 11  
    String 11  
Primitive Types 11  
Procedure 166  
ProcedureCall 243  
procedure-call-provides-actual-parameters 244

## **Q**

QueryExpression 220  
QueryVariable 221

## **R**

RangeRole-in-Relationship 97  
REAL 117  
RealType 54  
RealValue 136  
Redeclaration 98  
REFERENCE statement 15, 18  
referent 255  
Relationship 91  
Remark 29  
remark-appears-in-scope 31  
remark-describes-element 31  
RepeatCount 225  
repeat-has-body 249  
repeat-has-increment-control 249  
RepeatStatement 247  
ReturnStatement 250  
ROLE 117  
Role 92  
rule-constrains-extents 186  
rule-constrains-subtypes 190  
rule-includes-SubtypeConstraints 191  
Rules Package 9

## **S**

Schema 20  
schema-defines-elements 27  
SchemaElement 22

- schema-element-is-interfaced-element 27
- schema-has-interface 28
- schema-interfaces-elements 28
- Scope 1, 9, 11, 23, 121, 127, 161, 183, 192, 231, 257
- ScopedId 24
- scope-of-actual-type 180
- scope-of-redeclaration-is-EntityType 100
- scope-of-variable-is-query 222
- Selector 194
- SelectType 41
- select-type-extends-select-type 44
- SELFRef 200
- SETType 62
- SETValue 145
- SimpleType 54
- SimpleValue 137
- single-entity-declared-in-entity 87
- SingleEntityType 82
- SingleEntityValue 151
- SingleLeafInstance 152
- SizeConstraint 62
- SkipStatement 248
- SpecializedType 43
- SpecializedValue 130
- Standards for Exchange of Product Data (STEP) 1
- Statement 166
- StatementBlock 233
- Statements Package 9
- STEP project 1
- STRING 118
- String 11
- StringIndex 204
- StringType 55
- SubtypeConstraint 188
- SupertypeRule 189

## T

- TOTAL\_OVERConstraint 190
- TRUE 230
- TYPE 118
- TypedInstance 131
- type-has-constraints 49
- type-instantiates-select-type 45
- TypeName 138
- typographical conventions xiv

## U

- UML Primitive Types 11
- UnaryOperation 213
- UnaryOperator 213
- UniqueRule 83
- USE statement 15
- USE statement. 19
- UsedInRef 206

## V

- value-of-EnumerationType 124
- VARExpression 255
- Variable 172
- VariableCell 256
- variable-defined-in-scope 173
- VariableRef 201
- VariableType 43
- VARParameter 168
- VARVariable 172