



Date-Time Vocabulary™ (DTV™)

Version 1.3 (with change bars)

OMG Document Number: formal/2017-05-04
Release Date: May 2017
Standard document URL: <http://www.omg.org/spec/DTV/1.3/PDF>
Associated File(s):
 Informative: <http://www.omg.org/spec/DTV/1.3/dtv-guidelines.pdf>
Machine Consumable File(s):
 Normative:
 <http://www.omg.org/spec/DTV/20160301/dtv.uml>
 <http://www.omg.org/spec/DTV/20160301/sbvr.xml>
 <http://www.omg.org/spec/DTV/20160301/dtv.ocl>
 <http://www.omg.org/spec/DTV/20160301/dtv.clif>
 Informative:
 <http://www.omg.org/spec/DTV/20160301/dtv-md.xml>
 <http://www.omg.org/spec/DTV/20160301/dtv-owl.zip>

Copyright © 2008-2011, Business Rule Solutions, LLC
Copyright © 2008-2011, Business Semantics Ltd,
Copyright © 2008-2011, Deere& Co.
Copyright © 2008-2011, Hendryx & Associates
Copyright © 2008-2011, International Business Machines
Copyright © 2008-2011, KnowGravity, Inc.
Copyright © 2008-2011, Microsoft
Copyright © 2008-2011, Model Driven Solutions
Copyright © 2008-2011, Model Systems
Copyright © 1997-2017, Object Management Group
Copyright © 2008-2011, PNA Group
Copyright © 2008-2011, Ravi Sharma
Copyright © 2008-2011, Thematics Partners, LLC

USE OF SPECIFICATION - TERMS, CONDITIONS & NOTICES

The material in this document details an Object Management Group specification in accordance with the terms, conditions and notices set forth below. This document does not represent a commitment to implement any portion of this specification in any company's products. The information contained in this document is subject to change without notice.

LICENSES

The companies listed above have granted to the Object Management Group, Inc. (OMG) a nonexclusive, royalty-free, paid up, worldwide license to copy and distribute this document and to modify this document and distribute copies of the modified version. Each of the copyright holders listed above has agreed that no person shall be deemed to have infringed the copyright in the included material of any such copyright holder by reason of having used the specification set forth herein or having conformed any computer software to the specification.

Subject to all of the terms and conditions below, the owners of the copyright in this specification hereby grant you a fully-paid up, non-exclusive, nontransferable, perpetual, worldwide license (without the right to sublicense), to use this specification to create and distribute software and special purpose specifications that are based upon this specification, and to use, copy, and distribute this specification as provided under the Copyright Act; provided that: (1) both the copyright notice identified above and this permission notice appear on any copies of this specification; (2) the use of the specifications is for informational purposes and will not be copied or posted on any network computer or broadcast in any media and will not be otherwise resold or transferred for commercial purposes; and (3) no modifications are made to this specification. This limited permission automatically terminates without notice if you breach any of these terms or conditions. Upon termination, you will destroy immediately any copies of the specifications in your possession or control.

PATENTS

The attention of adopters is directed to the possibility that compliance with or adoption of OMG specifications may require use of an invention covered by patent rights. OMG shall not be responsible for identifying patents for which a license may be required by any OMG specification, or for conducting legal inquiries into the legal validity or scope of those patents that are brought to its attention. OMG specifications are prospective and advisory only. Prospective users are responsible for protecting themselves against liability for infringement of patents.

GENERAL USE RESTRICTIONS

Any unauthorized use of this specification may violate copyright laws, trademark laws, and communications regulations and statutes. This document contains information which is protected by copyright. All Rights Reserved. No part of this work covered by copyright herein may be reproduced or used in any form or by any means--graphic, electronic, or mechanical, including photocopying, recording, taping, or information storage and retrieval systems--without permission of the copyright owner.

DISCLAIMER OF WARRANTY

WHILE THIS PUBLICATION IS BELIEVED TO BE ACCURATE, IT IS PROVIDED "AS IS" AND MAY CONTAIN ERRORS OR MISPRINTS. THE OBJECT MANAGEMENT GROUP AND THE COMPANIES LISTED ABOVE MAKE NO WARRANTY OF ANY KIND, EXPRESS OR IMPLIED, WITH REGARD TO THIS PUBLICATION, INCLUDING BUT NOT LIMITED TO ANY WARRANTY OF TITLE OR OWNERSHIP, IMPLIED WARRANTY OF MERCHANTABILITY OR WARRANTY OF FITNESS FOR A PARTICULAR PURPOSE OR USE. IN NO EVENT SHALL THE OBJECT MANAGEMENT GROUP OR ANY OF THE COMPANIES LISTED ABOVE BE LIABLE FOR ERRORS CONTAINED HEREIN OR FOR DIRECT, INDIRECT, INCIDENTAL, SPECIAL, CONSEQUENTIAL, RELIANCE OR COVER DAMAGES, INCLUDING LOSS OF PROFITS, REVENUE, DATA OR USE, INCURRED BY ANY USER OR ANY THIRD PARTY IN CONNECTION WITH THE FURNISHING, PERFORMANCE, OR USE OF THIS MATERIAL, EVEN IF ADVISED OF THE POSSIBILITY OF SUCH DAMAGES.

The entire risk as to the quality and performance of software developed using this specification is borne by you. This disclaimer of warranty constitutes an essential part of the license granted to you to use this specification.

RESTRICTED RIGHTS LEGEND

Use, duplication or disclosure by the U.S. Government is subject to the restrictions set forth in subparagraph (c) (1) (ii) of The Rights in Technical Data and Computer Software Clause at DFARS 252.227-7013 or in subparagraph (c)(1) and (2) of the Commercial Computer Software - Restricted Rights clauses at 48 C.F.R. 52.227-19 or as specified in 48 C.F.R. 227-7202-2 of the DoD F.A.R. Supplement and its successors, or as specified in 48 C.F.R. 12.212 of the Federal Acquisition Regulations and its successors, as applicable. The specification copyright owners are as indicated above and may be contacted through the Object Management Group, 109 Highland Avenue, Needham, MA 02494, U.S.A.

TRADEMARKS

CORBA®, CORBA logos®, FIBO®, Financial Industry Business Ontology®, FINANCIAL INSTRUMENT GLOBAL IDENTIFIER®, IIOP®, IMM®, Model Driven Architecture®, MDA®, Object Management Group®, OMG®, OMG Logo®, SoaML®, SOAML®, SysML®, UAF®, Unified Modeling Language®, UML®, UML Cube Logo®, VSIPL®, and XMI® are registered trademarks of the Object Management Group, Inc.

For a complete list of trademarks, see http://www.omg.org/legal/tm_list.htm. All other products or company names mentioned are used for identification purposes only, and may be trademarks of their respective owners.

COMPLIANCE

The copyright holders listed above acknowledge that the Object Management Group (acting itself or through its designees) is and shall at all times be the sole entity that may authorize developers, suppliers and sellers of computer software to use certification marks, trademarks or other special designations to indicate compliance with these materials. Software developed under the terms of this license may claim compliance or conformance with this specification if and only if the software compliance is of a nature fully matching the applicable compliance points as stated in the specification. Software developed

only partially matching the applicable compliance points may claim only that the software was based on this specification, but may not claim compliance or conformance with this specification. In the event that testing suites are implemented or approved by Object Management Group, Inc., software developed using this specification may claim compliance or conformance with the specification only if the software satisfactorily completes the testing suites.

OMG'S ISSUE REPORTING PROCEDURE

All OMG specifications are subject to continuous review and improvement. As part of this process we encourage readers to report any ambiguities, inconsistencies, or inaccuracies they may find by completing the Issue Reporting Form listed on the main web page <http://www.omg.org>, under Documents, Report a Bug/Issue.

Table of Contents

Preface	xvii
1 Scope	1
2 Conformance.....	1
3 Normative References	2
4 Terms and Definitions	2
5 Symbols	4
5.1 SBVR Vocabulary.....	4
5.2 SBVR Structured English	5
5.3 UML and OCL	6
5.4 CLIF Axioms.....	8
5.5 OWL Formulation	9
6 Additional Information	9
6.1 How to Read this Specification.....	9
6.2 About this Specification	10
6.3 Structure of this Specification.....	11
6.4 Acknowledgments	13
7 Rationale	15
7.1 General	15
7.2 Multiple Goals.....	15
7.3 Reckoning of Time	16
7.4 Time Scales.....	17
7.5 Distinctions.....	18
7.6 Compound Time Coordinates	18
7.7 Compound Duration Values	19
7.8 Granularity of Time Coordinates and Time Points	19

7.9	Time Point Relationships.....	20
7.10	Temporal Reasoning.....	20
7.11	Temporal Granularity.....	21
7.12	Language Tense and Aspect	21
7.13	Domain Vocabularies and Time	23
7.14	Enabling Other Calendars	25
7.15	Precise and Nominal Time Units	25
7.16	Temporal Aspects of Rules	25
8	Time Infrastructure (normative).....	27
8.1	General.....	27
8.2	The Time Axis and Time Intervals.....	27
8.2.1	The Whole-Part Relationship Among Time Intervals.....	28
8.2.2	The Temporal Ordering Relationship	29
8.2.3	The Allen Relations.....	33
8.2.4	Additional Time Interval Relationships.....	38
8.2.5	Time Interval Sum.....	42
8.2.6	Time Interval Complement.....	45
8.2.7	Time Interval Intersection	50
8.2.8	Time intervals defined by start and end.....	53
8.2.9	Indefinite time intervals	57
8.3	Durations	58
8.3.1	Duration Ordering	59
8.3.2	Duration Operations.....	61
8.3.3	Relationships between 'Duration' and 'Time Interval'.....	67
8.4	Time Units	75
8.4.1	Time Unit Concepts	76
8.4.2	Standard Time Units	77
8.5	Time Scales.....	79
8.6	Time Points	82
8.7	Time Periods and Time Point Sequences	83
9	Duration Values (normative).....	89
9.1	General.....	89

9.2	Duration Values.....	89
9.2.1	Atomic and Compound Duration Values.....	90
9.2.2	Precise Duration Values.....	91
9.2.3	Nominal Duration Values.....	93
9.3	Duration Value Arithmetic.....	95
9.4	Duration Value Comparison.....	98
9.5	Duration Value Sets.....	101
10	Calendars (normative).....	109
10.1	General.....	109
10.2	Calendar Fundamentals.....	109
10.3	Calendar Time Points and Time Periods.....	110
10.4	Time Point Subdivision.....	113
10.5	Time Coordinates.....	119
10.5.1	General.....	120
10.5.2	Absolute and Relative Time Coordinates.....	121
10.5.3	Atomic and Compound Time Coordinates.....	122
10.5.4	Time Coordinate Equivalence.....	127
10.6	Time Sets.....	127
10.7	Dates and Times of Day.....	130
10.8	Time Scale Comparison and Conversion.....	132
10.9	Mixed Base Time Arithmetic.....	134
11	Gregorian Calendar (normative).....	137
11.1	General.....	137
11.2	Gregorian Calendar.....	137
11.3	Gregorian Time Points.....	142
11.4	Gregorian Months of Year.....	144
11.5	Gregorian Year Values.....	147
11.6	Gregorian Month Values.....	151
11.7	Gregorian Time Coordinates.....	153
11.8	Gregorian Indefinite Scale Comparisons and Conversions.....	159
11.9	Gregorian Month of Year Comparisons and Conversions.....	162

12 ISO Week Calendar (normative)	165
12.1 General.....	165
12.2 ISO Week Time Scales	166
12.3 Days of the week.....	170
12.4 ISO Week Time Coordinates.....	171
13 Time of Day (normative).....	175
13.1 General.....	175
13.2 Time of Day Time Scales	176
13.3 Time of Day Time Points	177
13.4 Time of Day Time Coordinates.....	180
13.5 Time of Day Comparisons and Conversions.....	182
13.6 Time Zones	183
13.6.1 Calendar Offsets.....	184
13.6.2 Time Zones and Standard Time.....	185
13.6.3 Time Coordinates with Time Offsets	189
14 Internet Time (normative)	191
14.1 General.....	191
14.2 Internet Calendar.....	192
15 Indexical Time Concepts (normative).....	193
15.1 General.....	193
15.2 Indexical Characteristics	193
15.3 Indexical Time Intervals.....	194
16 Situations (normative)	205
16.1 General.....	205
16.2 Situation Kinds and Models.....	205
16.3 Occurrences and Time	208
16.4 Temporal Ordering of Occurrences.....	215
16.5 Situation Kinds and Time	219
16.6 Temporal Ordering of Situation Kinds	224
16.7 Specification of Time Intervals Using Situations	227

16.7.1 Specifying time intervals using occurrences	228
16.7.2 Specifying time intervals using situation kinds	231
16.7.3 Propositions, Situation Kinds, and Occurrences	233
16.7.3.1 'State of Affairs' in SBVR	233
16.7.3.2 Propositions and States of Affairs	234
16.7.3.3 Verb Concepts, Verb Concept Objectification, and States of Affairs ...	237
16.7.4 Language Tense and Aspect	237
17 Schedules (normative)	243
17.1 General	243
17.2 Schedules	243
17.3 Regular Schedules	248
17.4 Ad Hoc Schedule	253
18 Interchange of Duration Values and Time Coordinates	
(normative)	255
18.1 General	255
18.2 Datatype representation of duration values	255
18.3 Datatype representation of time coordinates	257
Annex A - Attachments	261
Annex B - References	263
Annex C - Business Usage Guidelines	267
Annex D - Fundamental Concepts	269
Annex E - Formalizing English Tense and Aspect	301
Annex F - Vocabulary Registration Vocabulary	307
Annex G - UML Profile for the SBVR Elements	
used in the Date-Time Vocabulary	313
Index of Date Time Designations	319

List of Figures

- Figure 6.1 - SBVR Vocabulary and UML Package Structure 12
- Figure 7.1 - The Time Axis and Time Scales 17
- Figure 7.2 - Example of Gregorian calendar 18
- Figure 8.1 - Mereology as Applied to Time Intervals 28
- Figure 8.2 - Temporal Ordering 30
- Figure 8.3 - Allen's Original Diagram of the 13 Time Relationships 33
- Figure 8.4 - UML Diagram of Allen Relations 34
- Figure 8.5 - Additional Time Interval Relationships 38
- Figure 8.6 - time interval₁ starts with time interval₂ 39
- Figure 8.7 - time interval₁ finishes with time interval₂ 40
- Figure 8.8 - Time Interval Sum 42
- Figure 8.9 - Time Interval Complement 46
- Figure 8.10 - Time Interval Intersection 50
- Figure 8.11 - Illustration of 'Intervening' Corollary 53
- Figure 8.12 - Time intervals defined by start and end 54
- Figure 8.13 - primordially, perpetuity, and eternity 57
- Figure 8.14 - Duration Ordering 59
- Figure 8.15 - Duration Operations 62
- Figure 8.16 - Relationships between 'Duration' and 'Time Interval' 68
- Figure 8.17 - time interval₂ is duration before time interval₁ 71
- Figure 8.18 - time interval₁ starts duration before time interval₂ 72
- Figure 8.19 - time interval₁ finishes duration after time interval₂ 73
- Figure 8.20 - time interval₁ is the duration preceding time interval₂ 73
- Figure 8.21 - time interval₁ is the duration following time interval₂ 74
- Figure 8.22 - Time Units 76
- Figure 8.23 - Time Scales 79
- Figure 8.24 - Time Scale Kinds 81
- Figure 8.25 - Time Points 82
- Figure 8.26 - Time periods and time point sequences 84
- Figure 8.27 - Time point sequence structure 86
- Figure 9.1 - Duration Values 90
- Figure 9.2 - Precise Duration Values 92
- Figure 9.3 - Nominal Duration Values 94
- Figure 9.4 - Duration Value Arithmetic 96
- Figure 9.5 - Duration Value Comparison 98
- Figure 9.6 - Duration Value Set Comparisons 101
- Figure 9.7 - Comparisons among Duration Value Sets and Durations 103
- Figure 9.8 - Duration Value Set Arithmetic 105
- Figure 10.1 - Calendars 109
- Figure 10.2 - Calendar Time Points 110
- Figure 10.3 - Time periods based on calendars 112
- Figure 10.4 - Time Point Subdivision 114
- Figure 10.5 - Time Scale Renumbering 117
- Figure 10.6 - Time point renumbering 118

Figure 10.7 - Time Coordinate 120
Figure 10.8 - Absolute and Relative Time Coordinates 121
Figure 10.9 - Atomic and Compound Time Coordinates 122
Figure 10.10 - Time Coordinate Types 126
Figure 10.11 - Time Coordinate Equivalence 127
Figure 10.12 - Time Sets 128
Figure 10.13 - Time Set Relations 129
Figure 10.14 - Date and time coordinates 131
Figure 10.15 - Time Scale Commonality and Conversion 133
Figure 11.1 - Gregorian Indefinite Time Scales and Time Points 138
Figure 11.2 - Gregorian Finite Time Scales and Time Points 140
Figure 11.3 - Gregorian Time Points 142
Figure 11.4 - Gregorian Months 145
Figure 11.5 - Year Values 148
Figure 11.6 - Month Values 151
Figure 11.7 - Gregorian Absolute Time Coordinates 153
Figure 11.8 - Gregorian Relative Time Coordinates 154
Figure 11.9 - Gregorian Year Conversions 160
Figure 11.10 - Gregorian Month of Year Conversion 162
Figure 12.1 - ISO Week Calendar time scales and time points 166
Figure 12.2 - Starting week 169
Figure 12.3 - Week days 170
Figure 12.4 - Week Coordinates 172
Figure 13.1 - Time of Day Time Scales, Time Points, and Time Periods 176
Figure 13.2 - Time of Day Coordinates 180
Figure 13.3 - Time of Day Conversions 182
Figure 13.4 - Calendars and Time Offsets 184
Figure 13.5 - Calendars and time of day 186
Figure 13.6 - Time coordinates with a time offset 189
Figure 14.1 - Internet Calendar 191
Figure 15.1 - Indexical Characteristics 193
Figure 15.2 - Indexical Time Intervals Relative to 'Current Time' 195
Figure 15.3 - Indexical Time Periods Relative to 'Current Time' 196
Figure 16.1 - Situation Kinds and Occurrences 206
Figure 16.2 - Occurrences and Time 209
Figure 16.3 - Temporal Ordering of Occurrences 216
Figure 16.4 - Situation Kinds and Time 220
Figure 16.5 - First and last occurrences of situation kinds 222
Figure 16.6 - Temporal Ordering of Situation Kinds 225
Figure 16.7 - Time intervals specified by occurrences 228
Figure 16.8 - Time intervals specified by situation kinds 231
Figure 16.9 - Propositions, Situation Kinds, and Occurrences 236
Figure 16.10 - Language Tense and Aspect 238
Figure 17.1 - Schedules 244
Figure 17.2 - Regular Schedules 249
Figure D.1 - Sequences 270
Figure D.2 - Sequence Members 274

Figure D.3 - Kinds of Sequences	278
Figure D.4 - Sequence Member Relationships	281
Figure D.5 - Ordinals	286
Figure D.6 Set concepts	289
Figure D.7 - Quantities	291
Figure D.8 - Measurement Units	294
Figure D.9 - Quantity Values	296
Figure D.10 - Mereology	297
Figure G.1 - Concept types	313
Figure G.2 - Categorization	314
Figure G.3 - Verb Concept stereotypes	316

List of Tables

Table 7.1 - Language Tense and Aspect 22

Table 10.1 - Number of Calendar Days per Gregorian Month 136

Table 11.1 - Index of the First Gregorian Day of Year of Each Gregorian Month of Year 158

Table 11.2 - Time sets for Gregorian Months 163

Table 15.1 - Naming Pattern for Indexical Time Intervals 194

Table 16.1 - Examples of tense and aspect formulation 241

Table 18.1 - Relationship between Date-Time time coordinates and standard forms 257

Table A.1 - Machine-readable Attachments 261

Table E.1 - Modalities for Auxiliary Verbs 302

Table E.2 - Mapping Tense and Aspect to the Date-Time Vocabulary 306

Preface

About the Object Management Group

OMG

Founded in 1989, the Object Management Group, Inc. (OMG) is an open membership, not-for-profit computer industry standards consortium that produces and maintains computer industry specifications for interoperable, portable and reusable enterprise applications in distributed, heterogeneous environments. Membership includes Information Technology vendors, end users, government agencies and academia.

OMG member companies write, adopt, and maintain its specifications following a mature, open process. OMG's specifications implement the Model Driven Architecture® (MDA®), maximizing ROI through a full-lifecycle approach to enterprise integration that covers multiple operating systems, programming languages, middleware and networking infrastructures, and software development environments. OMG's specifications include: UML® (Unified Modeling Language™); CORBA® (Common Object Request Broker Architecture); CWM™ (Common Warehouse Metamodel); and industry-specific standards for dozens of vertical markets.

More information on the OMG is available at <http://www.omg.org/>.

OMG Specifications

As noted, OMG specifications address middleware, modeling and vertical domain frameworks. All OMG Formal Specifications are available from this URL:

<http://www.omg.org/spec>

Specifications are organized by the following categories:

Business Modeling Specifications

Middleware Specifications

- CORBA/IIOP
- Data Distribution Services
- Specialized CORBA

IDL/Language Mapping Specifications

Modeling and Metadata Specifications

- UML, MOF, CWM, XMI
- UML Profile

Modernization Specifications

OMG Domain Specifications

Platform Independent Model (PIM), Platform Specific Model (PSM), Interface Specifications

- **CORBAServices**
- **CORBAFacilities**

CORBA Embedded Intelligence Specifications

CORBA Security Specifications

Signal and Image Processing Specifications

All of OMG's formal specifications may be downloaded without charge from our website. (Products implementing OMG specifications are available from individual suppliers.) Copies of specifications, available in PostScript and PDF format, may be obtained from the Specifications Catalog cited above or by contacting the Object Management Group, Inc. at:

OMG Headquarters
109 Highland Avenue
Needham, MA 02494
USA
Tel: +1-781-444-0404
Fax: +1-781-444-0320
Email: pubs@omg.org

Certain OMG specifications are also available as ISO standards. Please consult <http://www.iso.org>

Issues

The reader is encouraged to report any technical or editing issues/problems with this specification by completing the Issue Reporting Form listed on the main web page <http://www.omg.org>, under Documents, Report a Bug/Issue.

1 Scope

Many SBVR rules involve common, generic, cross-domain concepts such as date and time. Characteristics of these concepts are frequent usage in everyday and business activities and wide usage across all business domains such as finance and manufacturing. These concepts exclude specialized needs such as sidereal time and real-time processing requirements. This document uses the term “foundation vocabularies” due to the foundational nature of these vocabularies for all these potential SBVR users.

SBVR tool vendors and users need standard vocabularies for such concepts to improve interoperability among vendors and to ensure that they share the same concepts in the same way. Vendors also need an agreed format for exchange of date and time literals when used in rules. The SBVR community in general needs such vocabularies as a foundation to avoid the startup cost of defining vocabularies for basic concepts, and as an example for interoperability testing among tools. The OMG wants SBVR to be successful, and sees value in lowering the “cost of entry” for potential SBVR users.

This document addresses two different, but complementary, aspects of time:

- **Type 1:** *Temporal noun concepts* (such as [time coordinate](#), [duration](#), [calendar](#), etc.) that model attributes of SBVR noun concepts, and *temporal verb concepts* (such as [time coordinate is in the past](#), [time interval₁ is before time interval₂](#), [time interval₁ includes time interval₂](#), etc.) that model relationships between temporal noun concepts. See Clauses 8 through 8.2.
- **Type 2:** Fact types that relate [situation kinds](#) and [occurrences](#) (such as a person being married to another person) to temporal concepts (e.g., to a [time interval](#)). See normative clause 16, as well as informative clauses 7.9 and 7.11, and informative Annex E.

These two aspects reflect the use/mention distinction well known from analytical philosophy: the first [mentions](#) temporal concepts, whereas the second [uses](#) temporal concepts in order to anchor [situation kinds](#) and [occurrences](#) in time.

The OMG’s Model Driven Architecture (MDA) anticipates mappings between business-layer or Computation Independent Models (CIM) and implementation-layer Platform Independent (PIM) and Platform Specific (PSM) Models. To encourage such mappings, this document provides date and time models in UML (Unified Markup Language) plus OCL (Object Constraint Language), partially in CLIF (Common Logic Interchange Format), and partially in OWL (Web Ontology Language) modeled in ODM (Ontology Definition Metamodel). The UML, CLIF, and OWL/ODM date and time models are “equivalent” to the SBVR date and time vocabulary while being “true” to the spirit of their respective technologies.

2 Conformance

Conformance to this specification is defined with respect to three types of software:

1. Software that manages ontologies complies with this specification if and only if it can import the entire set of concepts defined by the Date-Time Vocabulary in at least one of the normative forms specified here.
2. Software that implements machine reasoning about time complies with this specification if and only if it interprets the entire set of concepts defined by the Date-Time Vocabulary according to the semantics defined here.
3. The compliance of software that interchanges documents containing date and time concepts is specified in Clause 18.

3 Normative References

The following normative documents contain provisions which, through reference in this text, constitute provisions of this specification. For dated references, subsequent amendments to, or revisions of, any of these publications do not apply.

- Bureau International des Poids et Mesures (BIPM), *The International System of Units*, 8th edition, 2006.
- International Electrotechnical Commission (IEC) 60050-111, *Physics and Chemistry, Edition 2.0*, 1996-07
- International Standards Organization (ISO) 8601, *Data elements and interchange formats - Information interchange - Representation of Dates and Times*, Third edition. December 1, 2004.
- International Standards Organization/International Electrotechnical Commission (ISO/IEC), JCGM 200: 2008, *International Vocabulary for Metrology - Basic and General Concepts and Associated Terms (VIM)*, 3rd edition
- International Standards Organization (ISO), ISO/IEC 24707, *Information Technology - Common Logic (CL): a framework for a family of logic-based languages*, first edition, 2007-10-01
- International Standards Organization (ISO), ISO/IEC 80000-3, *Quantities and units -- Part 3: Space and time*, 2006
- International Standards Organization (ISO) 18026. *Information technology - Spatial Reference Model (SRM)*, 2009
- Object Management Group (OMG), Object Constraint Language, version 2.0, May 2006
- Object Management Group (OMG), Ontology Definition Metamodel, version 1.0, May 2009
- Object Management Group (OMG), *Semantics of Business Vocabulary and Business Rules (SBVR)*, v1.0, January 2008, OMG document formal/2008-01-02.
- Object Management Group (OMG), *Unified Modeling Language (UML)*, v2.3, May 2010
- World Wide Web Consortium (W3C), OWL 2 Web Ontology Language Document Overview, 27 October 2009
- World Wide Web Consortium (W3C) Recommendation, XML Schema Part 2: Datatypes Second Edition, 28 October 2004

4 Terms and Definitions

Because the Date-Time Vocabulary is intended to be a formal vocabulary, the content of this specification is primarily terms, definitions, and examples. Where terms are drawn from other sources, this is noted in the vocabulary entry by a Source caption.

The following terms are taken directly from SBVR and used only with the SBVR meaning, regardless of markup:

- [designation](#)
- [individual concept](#)
- [noun concept](#)
- *ranges over*, as ‘[role ranges over concept](#)’
- [verb concept](#)

- [verb concept role](#)

Note: The unmarked term 'role' used in this specification means '[verb concept role](#)'. The marked up term [role](#) refers to a property of something, which SBVR calls a '[situational role](#)'.

The following additional terms are taken from SBVR and have the definitions and other descriptions given therein, when they are marked as SBVR terms.

Note: The list below is ordered by the symbol being defined, while SBVR practice is to define verb symbols in the context of the subject term.

- [cardinality of set](#) and [set has cardinality](#)
- [categorization type](#)
- [characteristic](#)
- [concept](#)
- [concept type](#)
- [meaning corresponds to thing](#)
- [definite description](#)
- [definition](#)
- [element of set](#) and [set has element statement expresses proposition](#)
- [expression](#)
- [extensional definition](#)
- [general concept](#)
- [set includes thing](#) (= [set has element](#))
- [instance of concept](#) and [thing is instance of concept](#)
- [intensional definition](#)
- [thing₁ is thing₂](#)
- [thing is in set](#) (= [set includes thing](#))
- [name of thing](#) and [thing has name](#)
- [proposition](#)
- [representation](#)
- [representation has expression](#)
- [representation of meaning](#) and [meaning has representation](#)
- [representation represents meaning](#) (= [meaning has representation](#))
- [res](#)
- [role set](#)

- [concept₁ specializes concept₂](#)
- [statement](#)
- [terminological dictionary](#)
- [thing](#)
- [unitary concept](#)
- [vocabulary](#)

The following concepts have their usual mathematical meaning but are formally marked as the SBVR terms:

- [integer](#)
- [nonnegative integer](#)
- [number](#)

5 Symbols

This clause specifies the intended meaning of the symbols and other special text of this specification.

5.1 SBVR Vocabulary

Clauses 8 through 17 of this specification introduce the Date-Time Vocabulary as a ‘vocabulary,’ as defined by the OMG Semantics of Business Vocabulary and Rules specification.

This specification presents the Date-Time Vocabulary in the forms specified in Annex C of SBVR. The intent is that the Date-Time Vocabulary is to be interpreted as specified in SBVR Annex C.2 and C.3, and is to be rendered as an XML document that conforms to the SBVR Metamodel XML Schema that is described in SBVR sub clause 15.2, according to the patterns given in SBVR sub clause 13.6.

The following captions are used as specified by SBVR in formulating vocabularies and terminological entries. In some cases, the corresponding SBVR term is used (with markup, see Clause 4) directly in DTV definitions and rules.

- Concept type
- General concept
- Definition
- Dictionary basis
- Example
- Included Vocabulary
- Language
- Namespace URI
- Necessity

- Note
- Possibility
- Source
- Synonym
- Synonymous Form
- Vocabulary

Annex A of this specification identifies the normative attachment that contains the formal representation of the Date-Time Vocabulary as an SBVR Vocabulary in the normative XML document form prescribed by SBVR sub clauses 13.6 and 15.2. The XML document includes all the meanings, definitions, rules, and other representations that are given in this specification in text form.

It is possible to represent most, but not all, of the definitions and rules given in this specification in the formal logical form specified by SBVR Clause 9. That representation may be a normative part of a future version of this specification.

5.2 SBVR Structured English

For definitions of vocabulary terms, and for ‘structural rules’ (necessities, axioms) that relate to those terms, this document adopts the “SBVR Structured English” syntax and font styles described in Annex C of the SBVR specification [SBVR]:

- Underlined teal indicates noun concepts.
- *Italic blue* identifies the fact symbols of verb concepts.
- Orange font indicates keywords.
- Double underlined teal marks individual concepts.
- Black normal font is regular text.

This specification uses the following symbols for the meanings indicated:

≤	less than or equal
≥	greater than or equal
<	less
>	greater
=	equal
+	addition
-	subtraction
*	multiplication
/	division

Ordinary arithmetic is meant when these symbols are used, unstyled, with [numbers](#) (e.g., “[number₁](#) = [number₂](#)”). The meaning is explicitly defined in this specification when these symbols are applied (and styled as verb concepts) to other operand types.

Sets are formed using the BNF syntax ‘{ <element>+ (, <element>)* }’, where <element> gives the members of the set, separated by commas. An empty set is specified by “{}”.

This specification uses the SBVR definition of ‘[thing₁ is thing₂](#),’ meaning “The [thing₁](#) and the [thing₂](#) are the same [thing](#).” Verb concepts using the fact symbol ‘[equals](#),’ ‘=,’ or ‘[is equivalent to](#)’ are explicitly defined for usages where the intended meaning is that two values can be distinct [things](#), but are equivalent in terms of their relationship to some other [thing](#). In particular, two [quantity values](#) are different [things](#) if they involve different units but are [equal](#) or [equivalent](#) if they [quantify](#) the same [quantity](#).

The SBVR specification does not discuss dates and times, and thus does not specify the styling of literal [time coordinates](#) (e.g., “[January 21 2009](#)”), literal [times of day](#) (e.g., “[3:00 pm](#)”), and literal [duration values](#) (e.g., [3 months 13 days](#)). These values identify themselves, meaning that each such expression identifies exactly one [time coordinate](#), [time of day](#), or [duration value](#) – they are what SBVR calls ‘[individual concepts](#).’ For this reason, literal [time coordinates](#) and [times of day](#) are styled as [individual concepts](#) in this document. For example, [January 21 2009 3:00 pm](#).

In this specification, [duration values](#) provide the reference scheme for [durations](#), and [time coordinates](#) provide the reference scheme for [time points](#). Verb concept roles that apply to [durations](#) or [time points](#) can be filled by [duration values](#) or [time coordinates](#), respectively. For example, “[17:00 is 1 hour before the start of the meeting](#)” applies the verb concept “[time interval₂ is duration before time interval₁](#)” using [time coordinate](#) “[17:00](#)” to fill the “[time interval₂](#)” role, and [duration value](#) “[1 hour](#)” to fill the “[duration](#)” role. The example assumes that “[start of meeting](#)” is a [time interval](#) that fills the “[time interval₁](#)” role.

This specification distinguishes between comparing [durations](#) or [time periods](#), and quantifying [time periods](#). Comparisons uses verb concepts defined in this document and styled as verb concepts. For example, “if the length of the meeting [is greater than 3 hours](#) ...” or “if the date of the meeting [is before](#) the contract due date ...” Quantifications use keyword style, as in “The party is on [each July 4](#).”

Definitions that are drawn from another specification are preceded by “Source” or “Dictionary Basis” captions. “Source” indicates that the definition is adopted exactly from the indicated specification. “Dictionary Basis” identifies definitions that are paraphrased from the specified source.

5.3 UML and OCL

This specification includes a normative UML (Unified Modeling Language) model of the concepts represented in the Date-Time Vocabulary, using the same terms as the SBVR vocabulary to the extent possible. The intent of the UML model is two-fold: (a) to provide a normative PIM (Platform Independent Model) UML representation of the concepts, for use in software models of date and time concepts, and (b) to illustrate the Date-Time Vocabulary with UML diagrams. Annex A of this specification identifies the normative attachment that is the UML model.

The UML model is derived manually from the Date-Time Vocabulary presented in the SBVR form. The UML model is constructed generally following the principles in [SBVR] Clause 13. The names in the UML model are identical to the primary vocabulary terms for the same concepts.

Some SBVR vocabulary items are modeled in the UML model using stereotypes. The stereotypes are formally specified in Annex I.

- Each SBVR general concept maps to a UML class.

- Each SBVR concept type maps to a UML class with the stereotype «concept type». Where specific concepts that are instances of a concept type are also modeled, the fact that each such a concept is an instance of the concept type is modeled by a UML dependency with the stereotype «instance of».
- Each SBVR categorization type maps to a UML class with the stereotype «categorization type». The relationship between the categorization type and the general concept it categorizes is modeled by a UML dependency with the stereotype «for general concept».
- Each binary verb concept maps to a UML association. The association is named for the primary verb concept form for the verb concept, discarding all markup. The placeholders (role names) in the verb concept are mapped to the association end names, with subscripts being elevated to plain text.
- Each binary verb concept that uses the SBVR verb symbol *has* in any of its synonymous forms maps to a UML Property of the class that is the subject of the verb; that is, the association end is owned by the class. In some cases, this means that the association end name (the property name) is taken from the *has* form, rather than the primary form.
- Regardless of the verb symbol, where the intent of the binary verb concept is that the association represents a property of the class that plays the subject role, the corresponding association end is owned by the class. Similarly, where there is a Synonymous Form that represents a property of the other role (as the subject of that form), the corresponding association end of the same association is owned by the class that plays that role.
- Binary verb concepts that do not clearly imply a property of either participating class, such as 'time interval₁ is before time interval₂', are mapped to associations in which both association ends are owned by the association.
- Verb concepts with more than two roles map to UML classes stereotyped as «verb concept». The roles in these verb concepts are modeled by UML associations from the «verb concept» class to the UML classes that model the ranges of the roles. These associations are stereotyped «verb concept role» and are properties of the «verb concept» class. These properties always have multiplicity '1', because each instance of the class represents a single instance of the relationship, having exactly one participant in each role. The multiplicity of the association-owned end of a «verb concept role» association represents the number of situations in which a given object in the range class can play that role.
- Binary verb concepts that do not map to properties, and verb concepts with more than two roles, also map to UML operations on one or more of the participating classes. This enables Object Constraint Language (OCL) expressions (see below) to exploit the associations as functions. Each such verb concept maps to an operation on at least one of the participating classes. In general, the operation is named for the primary verb concept wording, and is attached to the class that is the range of the subject role in that wording. The operation takes one argument for each other role in the verb concept wording and returns a Boolean result. The Boolean result indicates whether the subject instance ("self"), together with a given set of argument values as participants in the corresponding association roles, represents an actual instance of the association. In addition, in those cases where it is convenient for stating rules, a synonymous form of the verb concept is used to create an operation on the class that is the subject of that form. That operation is named for the synonymous form, and its arguments correspond to the remaining roles in the synonymous form. It returns Boolean with the same interpretation.
- Some verb concepts that have more than two roles also map to a UML operation that returns the unique object that plays one of the roles, as a function of the objects that play the other roles. The operation is on the class that is the range of the subject role in one of the verb concept wordings, and that is one of the inputs to the function. The operation has one argument for each of the other roles that serves as an input to the function, and it returns the unique object that plays the remaining ("result") role in the corresponding state of affairs. For example, the verb concept 'duration₃ = duration₁ plus duration₂' has the synonymous form 'duration₁ plus duration₂ gives duration₃'. This latter form is mapped to an operation on class 'duration' – plus(duration2: duration): duration – which returns the value of 'duration3'

- All formal SBVR definitions and rules (Necessities) in Clauses 8 and 16 are also formally specified as OCL definitions and constraints. The "noun forms", if any, of the verb concepts in those sections are mapped to UML Properties or Operations, and those Properties and Operations have formal definitions in OCL.
- Definitions, notes, and examples that are attached to entries in the Date-Time Vocabulary are intentionally omitted from the UML model to avoid the requirement to maintain consistency between the specification text and ownedComments in the model.
- Because UML does not support the concept of Synonym (for a noun concept) or Synonymous Form (for a verb concept), the UML model does not include any formal model elements for those elements of the vocabulary.

For the definitions and rules in the Date-Time Vocabulary, this specification adds Object Constraint Language (OCL) rules to the UML model, to the extent possible. (The definitions of primitive concepts, and some rules, cannot be formally stated in terms of classes and associations in the model.)

OCL constraints are incorporated into the document text and the UML model as follows:

- Each fully-formal SBVR definition has an equivalent OCL definition or constraint, captioned as “OCL Definition:”. The constraint captures the distinguishing characteristics of the formal definition. For example, if the formal definition of an SBVR object type ‘[luxury car](#)’ is ‘[car that is gold](#)’, the corresponding OCL constraint is given as:

OCL Definition: context 'luxury car'
 inv:self._'is gold'

- Each SBVR Necessity (that is not a cardinality constraint) has an equivalent OCL constraint, captioned as “OCL Constraint:”.
- Necessities and Possibilities that specify cardinalities are modeled as UML cardinalities, rather than OCL constraints.
- OCL name-quoting syntax is applied as necessary to quote UML names with embedded spaces. For example the term ‘consecutive sequence’ is quoted in OCL as “_‘consecutive sequence’”.

OCL is provided for sub clauses 8.1, 8.2, and Annex D. These parts of the specification require the most rigorous definition.

5.4 CLIF Axioms

This specification includes a file of matching and normative Common Logic Interchange Format (CLIF) axioms that is inventoried in Annex A. The axioms are provided to precisely specify the formal Definitions and Necessities of this specification in a form that is meaningful to logicians and that can be input (in the future) to software that automatically checks for consistency among the axioms. The CLIF axioms in this document have been syntactically checked using the Kojeware CLIF validation service that is available at <http://www.kojeware.com/clif-file-validator>. No automated quality analysis has yet been performed.

The CLIF axioms are derived manually from the SBVR-based text in this document. In case of any discrepancies between the SBVR-based text in this document and these axioms, the text prevails because it is the original model.

Names in the CLIF axioms are based directly on the corresponding SBVR names, using CLIF name-quoting as necessary to address embedded spaces. For example the SBVR term ‘[consecutive sequence](#)’ is quoted in CLIF as “consecutive sequence.”

The file of CLIF axioms is derived automatically from CLIF statements that are incorporated directly in the text of this specification as follows:

- Each fully-formal SBVR definition has an equivalent CLIF axiom, captioned as “CLIF Definition:”. The axiom defines how the corresponding concept is derived from some other concept. For example, if the formal definition of an SBVR

object type *luxury car* is *car that is gold*, the corresponding CLIF axiom is given as shown below. Read this as “each car is a luxury car if and only if the car is gold.”

CLIF Definition: (forall ((car car))
 (iff ("luxury car" car)
 ("is gold" car))

- Each SBVR Necessity has an equivalent CLIF axiom, captioned as “CLIF Axiom:”. The axiom expresses the same constraint as the SBVR Necessity.

Many SBVR Necessities specify cardinality constraints. Basic CLIF cannot express these constraints in the absence of functions that generate collections, give the cardinality of collections, and compare the values of integers. Therefore this specification assumes the following in order to express cardinality constraints in CLIF:

- For each SBVR verb concept, there is a corresponding CLIF predicate, and also $n-1$ CLIF functions, where n is the number of roles of the verb concept. The predicate and all the functions have the name of the verb concept, quoted if necessary. The distinction among them is the number of terms they take and which terms they take. The predicate takes one term for each role of the verb concept, and returns true or false according to whether the verb concept is satisfied for the specific terms. Each function omits one role and produces a collection of instances that fulfill that role in relationship to the other terms of the function.

For example, given an SBVR verb concept *driver drives car to city*, the predicate

("driver drives car to city" John "car 123" Paris)

is true or false according to whether John drives car 123 to Paris. The function

("driver drives car to city" John Paris) returns the collection of cars that John drives to Paris.

- A primitive count function that returns the cardinality of a collection. For example, (count ("driver drives car to city" John Paris)) produces the number of cars that John drives to Paris.
- CLIF defines the = predicate as testing whether two terms are equal. This specification uses primitive functions <, <=, >, >=, and + to mean the standard numeric relationships. For example
(< (count ("driver drives car to city" John Paris)) 2)
tests whether John drives fewer than two cars to Paris.
- This document also uses the allDifferent function as defined in [IKL Guide].

CLIF is provided for sub clauses 8.1, 8.2, and Annex D. These parts of the specification require the most rigorous definition.

5.5 OWL Formulation

In addition to the normative SBVR, UML/OCL and CLIF specifications of the Date Time concepts, an informative model of the same concepts expressed in the Web Ontology Language (OWL) is provided. The OWL model - a set of OWL “ontologies” - was developed by a rote transformation from the Date Time vocabulary entries. The transformation converts the primary SBVR terms to OWL classes, properties, and individuals, and it converts each other element of an SBVR terminological entry to a specialized OWL annotation.

Each SBVR vocabulary presented in Clauses 8 through 17, and each supporting vocabulary presented in Annex D, was transformed to a separate OWL ontology in this way. The OWL ontologies are not presented in the specification per se. They are provided as an informative attachment to this specification in the standard OWL/RDF exchange form.

6 Additional Information

6.1 How to Read this Specification

This document serves different purposes for first-time readers versus implementers. First-time readers should start with informative Clause 7, “Rationale” that offers introductory text, and describes the motivations behind the design of this vocabulary. These readers may wish to refer to the normative clauses (Clause 8 through Clause 13), as well as informative Annex D, for definitions, notes, examples, and diagrams that describe the Date-Time Vocabulary concepts. The other Annexes provide additional examples and supporting information that should also be useful to these readers.

Implementers of this vocabulary will focus on the normative clauses and Annex D and on the supporting machine-readable files. The specific aspects of interest will depend upon the intended conformance goal, as described in Clause 2. Implementers should study the material in the normative clauses in detail. The supporting informative material will also provide some guidance.

6.2 About this Specification

The first 6 clauses include information that is applicable to most OMG specifications. The rest of the document includes the following key topics:

Clause 7 - Rationale (informative) - introduces this document and discusses some of the key technical choices made by this specification.

Clause 8 - Time Infrastructure (normative) - describes fundamental concepts about [time intervals](#), [durations](#), and their relationships.

Clause 9 - Duration Values (normative) - [Duration values](#) are amounts of time stated as multiples of [time units](#), for example “[5 hours 30 minutes](#)”. The model of [duration values](#) presented here accommodates the complexities introduced by the varying number of [calendar days](#) in each [calendar month](#) and [calendar year](#).

Clause 10 - Calendars (normative) - defines the basic concepts used to organize time as [time scales](#) and [calendars](#), and to identify locations in time via [time coordinates](#), such as “[July 31](#)”.

Clause 11 - Gregorian Calendar (normative) - defines the standard [Gregorian calendar](#), and the [time points](#), [time scales](#), and [time coordinates](#) of this [calendar](#).

Clause 12 - ISO Week Calendar (normative) - defines the standard calendar based on [weeks](#), and the [time points](#), [time scales](#), and [time coordinates](#) of this [calendar](#).

Clause 13 - Time of Day (normative) - specifies the [time points](#), [time scales](#), and [time coordinates](#) that jointly identify the [time periods](#) within a day.

Clause 14 - Internet Time (normative) - specifies the [calendar](#) used by the Network Time Protocol.

Clause 15 - Indexical Time (normative) - Indexical time concepts use terms such as “in the past” and “now” to refer to time. These terms are defined in this specification, despite their inherent ambiguity, because they are frequently used in everyday communication.

Clause 16 - Situations (normative) - provides concepts that relate situations to time.

Clause 17 - Schedules (normative) - defines [time tables](#), and [schedules](#) of events that may repeat over time.

Clause 18 - Interchange of Duration Values and Time Coordinates (normative) - defines how [duration values](#) and [time coordinates](#) should be exchanged between tools that implement this specification. The interchange format is based on the existing [XML Schema] and [ISO 8601] specifications.

Annexes

Annex A: Attachments (normative) - Lists the machine-readable files that accompany this specification.

Annex B: References (informative) - this annex lists the standards documents and academic papers that were consulted in the preparation of this specification.

Annex C: Business Usage Guidelines (informative) – is published as a separate document for the convenience of business users who need not read the normative specification. This annex offers counsel on the use of DTV by a discussion of and examples of “calendar expressions”, and an inventory of the Date-Time noun and verb concepts recommended for business use.

Annex D: Fundamental Concepts (normative) - International standards, for example [VIM], [ISO 80000:3], and [ISO 18026] define [duration](#) as just one of many [quantity kinds](#), and [time scales](#) as one of many kinds of coordinate systems. This permits the formation of derived quantities based on [durations](#) (e.g., velocity, which is length / [duration](#)), and multi-dimensional coordinate systems that include time as one dimension. Coordinate systems themselves depend upon mathematical concepts, such as [sequences](#) and scales. Unfortunately, there is no existing SBVR vocabulary or ODM ontology that addresses these concepts. The authors recognize that they are out-of-scope for this specification, but felt it necessary to imagine how this Date-Time Vocabulary would fit into a complete schema that addresses them. Annex D summarizes that schema in the form of several SBVR vocabularies.

- Annex D.2: Sequences (normative) - presents a complete model of [sequences](#) that provides the formal foundation for [time scales](#).
- Annex D.3 Quantities Vocabulary (informative) - defines a minimal vocabulary for [quantities](#) and [units of measure](#). This vocabulary is informative because it does not address requirements beyond those of this Date-Time Vocabulary.
- Annex D.4: Mereology (normative) specifies a basic model of mereology that provides the formal basis for the part-of relationship among [time intervals](#).

Annex E: Formalizing English Tense and Aspect (informative) - The normative clauses of this specification deal with the semantics of time as used in natural languages. This Annex describes how propositions that are given in English language syntax may be formulated using the Date-Time Vocabulary.

Annex F: This annex formally lists the vocabularies provided by the Date-Time Vocabulary specification.

Annex G: UML Profile for the SBVR Elements used in the Date-Time Vocabulary (normative) - documents the stereotypes used in the UML model of this vocabulary.

Index of Date Time Designations (informative) - contains an index to the business designations defined in this document.

6.3 Structure of this Specification

Figure 6.1 summarizes the structure of the SBVR vocabularies and UML packages that are defined in this specification.

The SBVR-DTV package contains the concepts from the SBVR specification that are used in this specification. The corresponding excerpts from the SBVR vocabularies are specified in Clause 4. The SBVR Profile defines UML stereotypes for some of these SBVR concepts. These stereotypes are used to mark up UML representations of some DTV concepts as

described in Annex I. The «apply» relationship provides the Profile as the interpretation of those markups in the SBVR-DTV package, and in every UML package that directly or indirectly imports the SBVR-DTV package.

The content of each remaining element of the figure is a vocabulary and a UML package that corresponds to a top-level clause of this specification, or to a sub-clause of Annex D. The dependency relationships shown in the figure match the dependency relationships among the corresponding specification clauses.

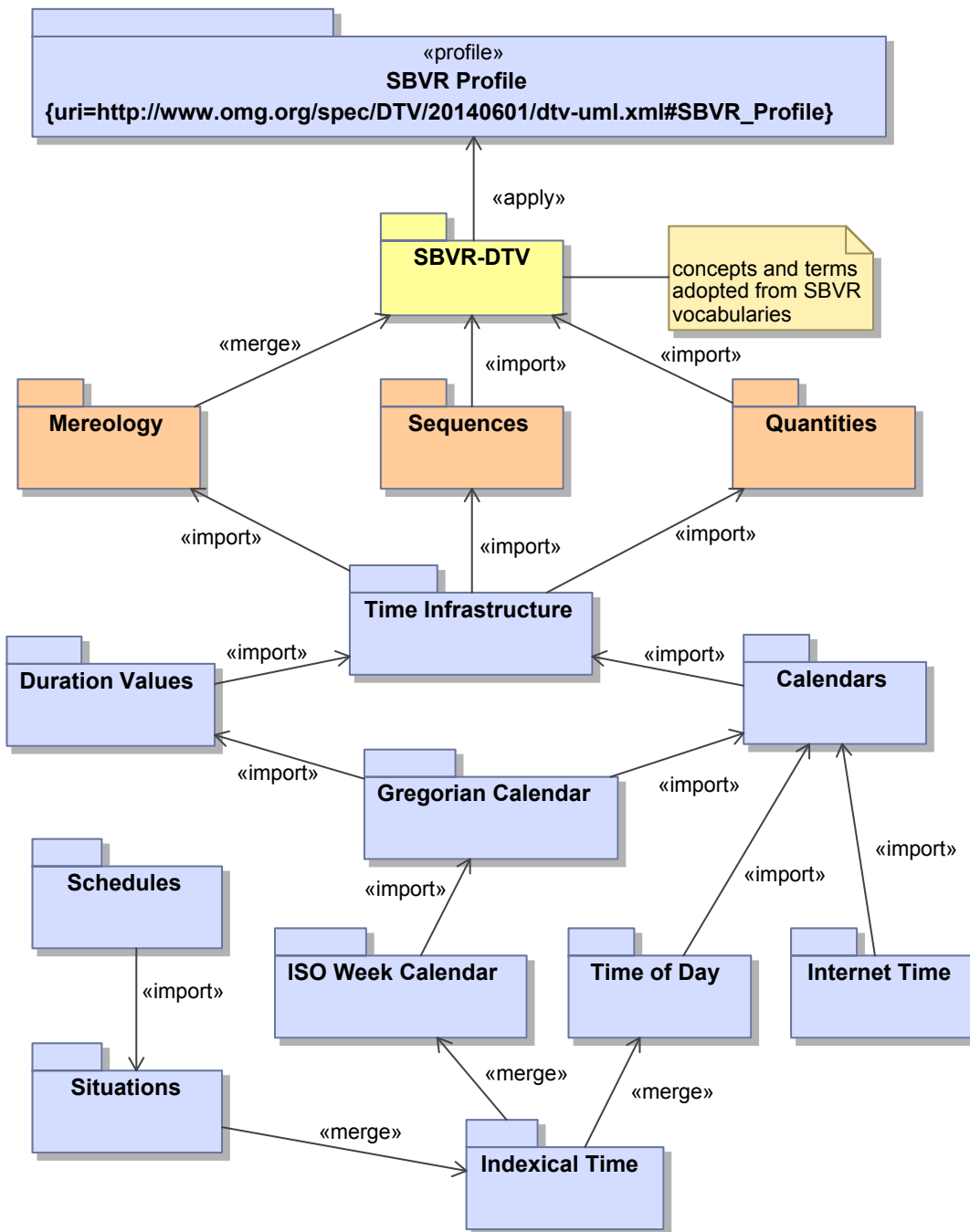


Figure 6.1 - SBVR Vocabulary and UML Package Structure

The «import» relationship shown in Figure 6.1 indicates both SBVR ‘[vocabulary₁](#) *incorporates* [vocabulary₂](#)’ (as indicated by the 'Included Vocabulary' caption) and UML package import. For both SBVR and UML, the entire contents of the imported package are incorporated into the importing package. For example, the [Duration Values](#) vocabulary incorporates the [Time Infrastructure](#) vocabulary, and the corresponding Duration Values UML package imports the Time Infrastructure UML package.

Vocabulary incorporation and UML package import are both transitive. For example, the [Calendars](#) vocabulary and package indirectly import the [Sequences](#) vocabulary and package.

The «merge» relationship used in Figure 6.1 is UML “package merge.” This means that the entire contents of the merged package are incorporated into the merging package and some elements of the merged package are modified by the merging package. For example, the Indexical Time package merges the Calendars package, and thus the Time Infrastructure package, because Indexical Time adds UML attributes (such as the ‘is current’ attribute that represents the concept ‘[time interval is current](#)’) to the ‘time interval’ class defined in the Time Infrastructure package.

SBVR does not distinguish vocabulary incorporation from ‘vocabulary merge,’ because what is added is just additional vocabulary or additional constraints. So the ‘merge’ relationships shown in Figure 6.1 are accomplished by vocabulary incorporation in the SBVR text in this specification.

6.4 Acknowledgments

The following companies submitted and/or supported parts of this specification:

- Automata, Inc. - Paul Haley
- Business Rule Solutions, LLC - Ron Ross
- Business Semantics, Ltd - Donald Chapin
- Deere & Co - Roger Burkhart
- Hendryx & Associations - Stan Hendryx
- International Business Machines - Mark H. Linehan (team lead)
- KnowGravity Inc - Markus Schacher
- LogicBlox - Terry Halpin
- Microsoft - Don Baisley
- Model Driven Solutions - Cory Casanave
- Model Systems - John Hall
- National Institute of Standards and Technology - Ed Barkmeyer
- PNA Group - Sjir Nijssen
- Ravi Sharma
- Thematics Partners - Elisa Kendall

7 Rationale

7.1 General

This Informative clause introduces this document, and discusses various design considerations that impacted it.

7.2 Multiple Goals

This vocabulary attempts to satisfy several goals that tend to conflict.

1. Provide a Standard Business Vocabulary for Date and Time Concepts - Provide a vocabulary of date and time concepts that business users can share and exploit in their business domain vocabularies and rules. Quoting Donald Chapin, this requires an “... SBVR Foundation Business Terminology that is conceptualized optimally for the way people think and communicate about things in their organizations using natural language.” To satisfy this goal, the date and time vocabulary needs to include terms that make intuitive sense to business users.
2. Support Machine Reasoning about Time - Provide a formal ontology that enables machine interpretation and reasoning. This means that processing by automated reasoners is possible, based on a well-grounded formal representation. For example, it should be possible for a reasoning system to determine whether a payment is more than 30 days late compared to some due date. Satisfying this goal requires carefully-defined vocabulary concepts, to the point of making distinctions that would not occur to business users. The business vocabulary is grounded on the formal ontology, so these distinctions show through in the business vocabulary.
3. Enable implementation - Enable tool vendors and other software developers to implement the date and time vocabulary with a “reasonable” amount of development effort – meaning that the value obtained is commensurate with the development cost. That cost is driven by the size of the vocabulary – the more there is to implement, the greater the cost. Implementation cost is also driven by the effort required to resolve ambiguities, omissions, and inconsistencies in the specification. Including a formal grounding and concise vocabulary is expected to facilitate both development of tools and use of the specification by vendors, business users, and those who want to apply formal reasoning systems.

This specification employs several techniques to reconcile these different modeling goals. The vocabulary is presented as an SBVR business vocabulary, with extensive examples and notes. Many formally-defined concepts are also presented in CLIF and OCL. Wherever possible, terms and examples are chosen to make sense to business users. Parallel construction of terms ensures that related terms are used consistently. Every concept is precisely defined. Multiple distinct concepts are defined where needed to distinguish between concepts that are intuitively similar but have different reasoning implications.

Annex D, “Foundational Concepts” documents general concepts that, though out-of-scope for a date and time vocabulary, nevertheless must be implemented consistently by reasoning systems. Annex D includes formal mathematical definitions of sequences, on which all scales, not just time scales, are based, and a general treatment of quantities and units, and of basic mereology. Although Annex D is not normative, it will provide guidance that should ease formal integration of future possible normative specifications, perhaps published by the OMG or other standards bodies, of the Annex D concepts with the normative vocabulary of this specification. Implementers of this specification are encouraged to support or assure compatibility with Annex D. Normative concepts of this specification that specialize Annex D concepts formally includes Annex D concepts in their definitions, as if Annex D were normative.

Implementors and reasoning systems are also addressed by providing this date and time vocabulary in SBVR, UML, and CLIF forms.

7.3 Reckoning of Time

The scientific community, and some time standards such as OWL-Time, typically conceive of time as continuous, meaning that any moment of the Time Axis can be subdivided into an infinite number of smaller moments. This Date and Time Vocabulary follows that pattern by modeling time as a segment of the Time Axis called a time interval, and describing amounts of time as durations.

Mathematically, both time intervals and durations correspond to contiguous sets of real numbers, making modeling of time-varying phenomena amenable to continuous mathematics. This specification gives a rigorous account of the operations that may be performed on time intervals and durations, providing the basis for formal reasoning about time.

Since antiquity, the passage of time has been reckoned by counting discrete time intervals demarcated by the diurnal and annual cycles of the Earth and the Moon's cycle – giving rise to 'time point' concepts such as 'calendar day', 'calendar month', and 'calendar year'. To identify a particular element of a cycle, each cycle is mapped onto a 'calendar'.

Calendars define time scales used refer to time points by name or by scale index. The combination of a time scale and an index or a name (e.g., 'February') is called a 'time coordinate'. An individual time coordinate is called an 'atomic time coordinate', whereas combinations of time coordinates (e.g., "February 3") are called 'compound time coordinates' (sub clauses 7.5 and 10.5.3). Time coordinates provide a reference scheme for time points via the verb concept 'time coordinate indicates time point'. Thus time points can be referred to either by definition descriptions (e.g., "the day after the meeting") or by time coordinates (e.g., "3:00 p.m.").

Each time point is a concept whose instances are time intervals. Thus, every 'time interval' fact type role in this specification can be filled by a time coordinate that indicates a time point. For example, the statement "the meeting time is before 3:00 p.m." uses the "time interval₁ is before time interval₂" verb concept (sub clause 8.2.2) to compare one time interval given as a definite description with another time interval given as a time coordinate.

Many calendars have been devised, ancient and modern. Time coordinates of most calendars can be correlated to jointly reference the same time interval. Calendars are anchored to the Time Axis by associating a noteworthy event with a particular time point on the calendar, e.g., the signing of the Convention du Mètre in Paris on May 20, 1875, which established the International Bureau of Weights and Measures (BIPM), and is the anchoring event for the modern Gregorian Calendar.

Timekeeping is significantly complicated by the incommensurable and irregular periods of rotation and revolution of the Earth and Moon. These variations are accounted for at the granularity of 'day' by incorporating intercalary leap days in the Gregorian Calendar, and at the granularity of 'second' by incorporating intercalary leap seconds in UTC. Businesses sensitive to elapsed 'seconds' should use TAI, while those that are concerned with calendar alignment may prefer UTC.

Time is measured by clocks, or tracked by calendars, in discrete time intervals called 'time periods', which instantiate time point sequences, as discussed in the next sub clause. A particular member of a time scale – and a time period that instantiates a time point sequence of just one member – is called a 'time point'. Every time scale divides the Time Axis into time points with a specified duration, called the 'granularity' of the time scale. One consequence of this model is that every time period is aligned to the time points of a time scale: the time period starts on the first time point of some time point sequence of the time scale, and the time period ends on the last time point of some time point sequence of the time scale. Another consequence is that the duration of every time period is a multiple of the granularity of the time scale.

Of course, any time point can be subdivided by another time scale with a finer granularity. For example, a time point with duration "1 second" can be divided into milliseconds. But subdivision in this sense is still a discrete process. The finer time scale has a finite number of time points for each time point on the original time scale.

In everyday activity, people and businesses talk about durations such as years and hours, and about time periods such as calendar years, hours of day, and so forth. These discrete time concepts are used in ordinary conversation, in business

contracts, in legislation and regulations, and in corporate policies. They also form the basis for identifying [time intervals](#) for scientific purposes (International Atomic Time) and for navigation (Global Positioning System). Representation of time in computers is inherently discrete and finite. Consequently, this specification also defines discrete time modeled by [time scales](#).

7.4 Time Scales

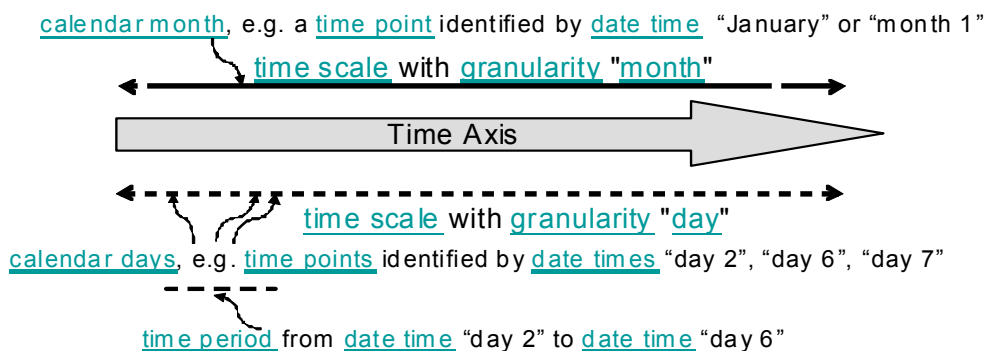


Figure 7.1 - The Time Axis and Time Scales

Following [ISO 8601], this specification considers that there is a single [Time Axis](#) that is measured by multiple [time scales](#). The [Time Axis](#) represents “the succession in time of instantaneous events”. Figure 7.1 shows the [Time Axis](#) with one [time scale](#) for [calendar months](#), and another for [calendar days](#).

Each [time scale](#) comprises a [consecutive sequence of time points](#) at regular or irregular [time intervals](#). The [time points](#) of each [time scale](#) have a [duration](#) that is called the [granularity](#) of the [time scale](#). Month scales have irregular time intervals because different [calendar months](#) have different [durations](#). Thus, the [Time Axis](#) is continuous time, while [time scales](#) partition the [Time Axis](#) into discrete segments. [Time scales](#) define concepts that are meaningful in business and everyday life.

[Time coordinates](#) label individual [time points](#) on a [time scale](#). For example, the top [time scale](#) in Figure 7.1 has a [calendar month](#) labeled “[January](#)”, while “[day 2](#)”, “[day 6](#)”, and “[day 7](#)” are indicated on the [time scale](#) for [calendar days](#). A [time coordinate](#) can have multiple labels. For example, “[January](#)” is also labeled “[month 1](#)”.

A [time period](#) *instantiates* a [time point sequence](#), a sequence of consecutive [time points](#) on a [time scale](#). “Instantiation” means that the [time point sequence](#) *corresponds to* the [time period](#), analogous to SBVR’s “*meaning corresponds to thing*”. Each [time point sequence](#) has a [first time point](#), a [last time point](#) (the final [time point](#) of the [time point sequence](#)), and a [duration](#) (the length of the [time period](#)). For example, the [time point sequence](#) from “[day 2](#)” to “[day 6](#)” has a [first time point](#) of “[day 2](#)”, a [last time point](#) of “[day 6](#)”, and a [duration](#) of “[5 days](#)”.

Conventionally, and by international agreement, on some [time scales](#) ([hours](#), [minutes](#)) the first [time point](#) is designated “[hour 0](#)” or “[minute 0](#)”, while on others ([months](#), [weeks](#), [days](#)) the first [time point](#) is designated “[month 1](#)”, “[week 1](#)”, or “[day 1](#)”. Historically and in [XML Schema], [calendar years](#) are numbered from 1 but scientific practice and [ISO 8601] counts a year 0.

Conversion between [time scales](#) is possible via formulae that specify how a [time point](#) on a coarser [time scale](#) indicates the same [time interval](#) as a [time period](#) on a finer [time scale](#).

7.5 Distinctions

The distinction among [time coordinate](#) and [duration values](#) is significant. A [time coordinate](#) gives a location on a [time scale](#). A [duration value](#) specifies an amount of time. For example, a meeting might occur at “[3:00 p.m.](#)” (a [time coordinate](#)) for “[3 hours](#)” (a [duration value](#)). This distinction leads to separate terms for concepts such as “[day](#)” (a [time unit](#) used with [duration values](#)) and “[calendar day](#)” (a [time point](#) indicated by a [time coordinate](#)).

There is a many-to-one relationship between [time coordinates](#) and [time points](#). For example, “[January 2009](#)” and “[month 1 of 2009](#)” are two [time coordinates](#) for the same [time point](#). In SBVR terms, [time coordinates](#) provide the reference scheme for [time points](#). In human language, a thing and a reference to the thing are often not distinguished, but the difference is important in ontological reasoning.

Similarly, there is a many-to-one relationship between [duration values](#) and [durations](#). “[1 hour](#)” and “[60 minutes](#)” are two [duration values](#) for the same [duration](#). Again, the distinction is significant ontologically but often blurred in human discourse.

7.6 Compound Time Coordinates

[Compound time coordinates](#) are [time coordinates](#) composed from multiple [time scales](#). [Compound time coordinates](#) are used to designate a [time interval](#) whose [duration](#) is much less than the span of a [time scale](#). For example, to identify a particular [calendar day](#) on a [time scale](#) that spans millennia, the compound designation “[3 January, 2010](#)” is used, rather than something like “[day 733 795](#)”. [Compound time coordinates](#) originated historically as counts of the apparent cycles of the Sun, the Moon, and the stars.

Around the globe, different cultures express compound time coordinates in different ways. For example, “[January 3, 2010](#)”, “[3 January 2010](#)”, “[2010-01-03](#)”, “[1/3/10](#)”, “[3/1/10](#)” represent the same date in different parts of the world. Similarly, the same time may be expressed as “[6:00 p.m.](#)” or “[18:00](#)”. For example purposes only, this document gives dates and times in various formats. However, this specification does NOT standardize any particular way of expressing dates and times. (See [ISO 8601] for such a standard.) Instead, this specification focuses on formally capturing the meaning of [compound time coordinates](#) that may be expressed in various date and time formats and in different languages.

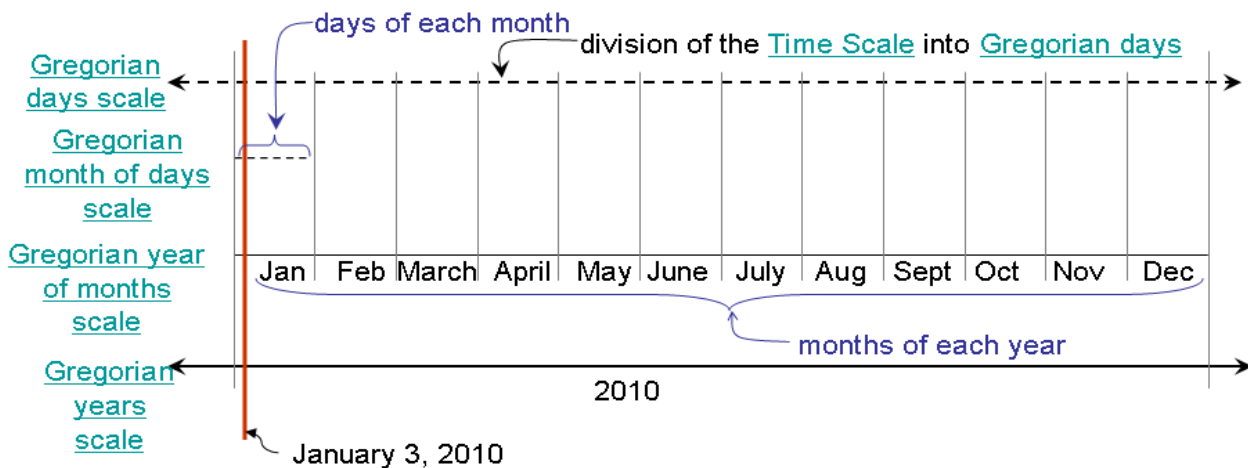


Figure 7.2 - Example of Gregorian calendar

This specification models “2010” as a time coordinate (a date time, or timestamp) on the Gregorian years scale. It models “3 January 2010” as a compound time coordinate that references multiple time scales of the Gregorian calendar. The compound time coordinate specifies time points on the Gregorian years scale, the Gregorian year of months scale, and the Gregorian month-of-days scale. Put together, these time points on these time scales *indicate* (by definition of ‘compound time point’) a particular time point on the Gregorian days scale.

Notionally, the Gregorian days scale is a time scale of granularity ‘day’ that extends indefinitely into the past and the future. “3 January 2010” can be understood as the time interval indicated by a particular time point on the Gregorian days scale. Sub clause 10.5.2 gives details about this. Sub clause 10.7 gives details about conversions between time scales.

Not all time scales can be combined in compound time coordinates. For example, “day 33 second 45” makes no sense. Clauses 11 through 13 details both the time scale combinations that form legitimate compound time coordinates, and their meaning in terms of atomic time coordinates. For example, “01:35” is a compound time coordinate (using the day of hours scale and the hour of minutes scale) that means minute of day 95 on the day of minutes scale.

The meaning of some compound time coordinates as time intervals depends upon the presence or absence of leap days. For example, the relationship of March, April, etc. on the Gregorian year of months scale to the Gregorian days scale depends upon the number of days in February. In leap years, there is an additional day in February that “bumps” March over by one day on the Gregorian days scale. Hence, a compound time coordinate such as “3 March” does not mean a single Gregorian day on the Gregorian days scale if the calendar year is not given. Instead, such a date is understood as a choice among two possible Gregorian days. The choice is called a ‘time set’ and denoted (in this example) as “{Gregorian day 62, Gregorian day 63}”.

7.7 Compound Duration Values

Compound duration values are duration values composed from multiple time units. Examples are “3 weeks 4 days”, and “1 hour 30 minutes”. The meaning of these is durations using the smallest time unit of the compound duration values. For example, “3 weeks 4 days” means “25 days”, and “1 hour 30 minutes” means “90 minutes”.

Some compound duration values that use nominal time units are ambiguous. For example, “5 months 3 days” is ambiguous because the number of Gregorian days in a Gregorian month of year varies. Similarly, the number of Gregorian days in a Gregorian year varies according to whether the Gregorian year is a leap year. The concept ‘duration value set’ models the ambiguity. For example, “2 years 1 day” means the duration value set {730 days, 731 days}.

7.8 Granularity of Time Coordinates and Time Points

The granularity of a time coordinate is understood as the finest granularity of the components of the time coordinate. For example, the granularity of “3 January 2010” is ‘day’. This is important when understanding the meaning of a phrase such as “the meeting happens on 3 January 2010”. The phrase means that the meeting happens sometime during that calendar day, but does not say whether it happened at noon or 18:00 or throughout the entire calendar day because the granularity means the whole day. A phrase such as “the meeting happens at 18:00 3 January 2010” is more specific because it uses a compound time coordinate with granularity ‘hour’. It means that the meeting happens sometime within the hour indicated by “18:00”. To specify the time more precisely, add minutes or seconds or even fractional seconds to the compound time coordinate to achieve the desired temporal resolution. The granularity chosen in giving a time coordinate should be as specific as required for any particular use case.

Similarly, the time unit of a compound duration value is the least time unit of the individual atomic duration values that makeup the whole duration value. For example, “6 hours 00 minutes” has a time unit of “minute”, while “6 hours” has a time unit of “hour”.

7.9 Time Point Relationships

This specification provides relationships among [time points](#) and [durations](#) that permits comparing, adding, and subtracting them in various combinations. These are described in Clause 8 in terms of fundamental relationships (e.g., the mereological aspects of [time intervals](#), the *is before* relationship between [time intervals](#), the Allen relations), and various derived relationships.

Some [duration value](#) relationships, when applied to operands that have [nominal time units](#), may have no meaning. For example, it makes sense to compare two [duration values](#) that are in [months](#) with each other (e.g., “[5 months is greater than days](#)”) may be meaningless since [months](#) have varying numbers of [days](#). Whether a relationship has meaning may depend upon both the [values](#) and [time units](#) of the relationship operands. For example, “[10 days is less than 1 month](#)” is always true, even though individual [Gregorian months](#) may be [28](#), [29](#), [30](#), or [31 Gregorian days](#). Clause 15 addresses these issues.

Similarly, time relationships may be ambiguous when applied to [time coordinates](#) or [time points](#). For example, the [time interval](#) from [8 January](#) through [13 March](#) (given without the [Gregorian year](#)) has one of two [durations](#), the [duration value set](#) {[65 days](#), [66 days](#)}. Clause 16 discusses these complexities.

7.10 Temporal Reasoning

A major goal of the Date-Time vocabulary is to enable reasoning about time in fact models. Such reasoning presupposes that the temporal aspects of each sentence are described in the logical formulation of the sentence. This sub clause provides a summary of issues involved and describes how this specification supports temporal reasoning. A more thorough treatment is provided in sub clause 16.5.

Fundamentally, time is associated with events and with the lifecycle of things. This specification uses the term “situation” to refer to events, activities, states, etc. Linguists often categorize situations in various ways, for example as “events,” “situations,” “actions,” and so forth. This specification chooses not to categorize situations, but instead to focus on various relationships between situations and time.

Situations are said to *occur*, which is a primitive notion. Some situations that are conceptualized never occur. This specification uses the term ‘[occurrence](#)’ for a situation that occurs at some time in the world that is taken to be actual. When one is making a decision in the real world, what is taken to be actual is what the decision maker knows or believes about the real world. When one is analyzing a what-if situation (as in a business plan), the hypothetical elements of that situation are taken to be ‘actual.’

When something occurs, there is always a time associated with the [occurrence](#). The time may be present, past, or future, relative to the decisions being made. This permits distinctions among different instances of some situations that recur. For example, “Oceanic Air flight 815 flies from NY to Los Angeles” may be a situation that occurs many times and for which the individual [occurrences](#) may be distinguished by time. However, many types of occurrences are not distinguishable by time. For example, multiple child births often happen at the same time, so are not distinguishable purely by time.

The basic element of time introduced in Date-Time is a [time interval](#), a portion of time having a non-zero [duration](#). One basic fact type relates occurrence to [time interval](#): ‘[occurrence occurs throughout time interval](#)’. It represents the idea that the [occurrence](#) is ongoing at every point in the [time interval](#). From it, we derive the characterizing relationship ‘[occurrence occurs for time interval](#)’ (sub clause 16.2). This fact type represents the idea that the [occurrence](#) starts at the beginning of the [time interval](#) and ends at the end of that [time interval](#). For any [occurrence](#), there is exactly one such [time interval](#), called the [occurrence interval](#).

A [situation kind](#) is a potential situation that could occur in some [possible world](#). In a given world of interest (the world taken to be actual), each [situation kind](#) has zero, one, or more [occurrences](#). We say that an [occurrence exemplifies](#) a [situation kind](#). The [situation kind](#) itself is said to *occur for* each [time interval](#) that is the [occurrence interval](#) of an [occurrence](#) of the

situation kind. Other verbs that relate occurrences to time intervals are used to relate situation kinds to time intervals by extension. The critical difference is that an occurrence is a single actual situation and *occurs for* exactly one time interval; a situation kind is an abstraction of zero or more occurrences and may *occur for* zero or more time intervals, one for each distinguished occurrence.

Occurrences are partially ordered by the times of their occurrence – their occurrence intervals. This specification provides the basic vocabulary to describe the ordering of occurrences in sub clause 16.3. Ordering of occurrences allows some statements to be made about the ordering of situation kinds, and those verbs are defined in sub clause 16.5.

This document uses ‘proposition’ to mean the logical interpretation of a sentence. Each proposition (that is not paradoxical) *corresponds to* exactly one situation kind. This viewpoint was famously championed by Donald Davidson, that a proposition is a definite description of a situation ([Davidson], p. 504). This specification adopts this viewpoint. A proposition is either true or false in a given world. A situation kind either *has* or does not *have occurrences* in the universe of discourse. There is a duality in that a proposition may simultaneously have a truth value and correspond to a situation kind. A proposition is true when it *corresponds to* a situation kind that *has* at least one current occurrence.

Since a proposition describes exactly one situation kind, it is said to *describe* every occurrence of that situation kind as well. In many cases, this is the critical fact type: proposition describes occurrence. For example, “the books of corporation XYZ are reviewed annually at corporate headquarters” can be formally represented as:

In every fiscal year (a business-defined time period), there is an occurrence that is described by the proposition “the books of corporation XYZ are reviewed”, and that occurrence occurs at the corporate headquarters.

A statement contains explicit and implicit references to time that restrict the time interval of the situation it describes. Time is inescapable in a temporal model, it is pervasive. There is a time interval(s) associated with every fact statement, explicitly or implicitly. Explicit references are time coordinates, indexicals, and definite descriptions. References to time are implicit in the tense and aspect of verbs. This specification includes definitions of time coordinates, indexicals, and calendar terms used in statements, and formulations for the most common tenses and aspects.

Each example given above assumes that the relevant concepts are defined in domain-specific vocabularies. Such vocabularies include verb concepts, such as “flight takes off”. Human languages use many different prepositions (“at,” “on,” “in,” “during,” etc.) for relationships with time. This specification supports verb concepts with a few of these prepositions, with the expectation that business vocabularies will define verb concepts using other prepositions as appropriate for particular business domains.

7.11 Temporal Granularity

The granularity of a time point is important to the semantic meaning of a statement such as “Apollo 13 launched on 11 April 1970”.

Since we know from background knowledge that the launch took much less than a day, we understand this as “the occurrence ‘Apollo 13 launched’ happened *within* the specified calendar day”. Public records show that Apollo 13 actually launched at “14:13 EST” on that day. But the statement “Apollo 13 launched on 11 April 1970” does not give any hours or minutes; it just gives the day. It tells us that the occurrence happened sometime during the day or perhaps throughout the day. It tells us no more. If given as “Apollo 13 launched on 11 April 1970 at 14:13 EST”, and assuming the launch took less than a minute, then we would know the time with minute granularity, that is that the launch happened within the specified minute of hour.

7.12 Language Tense and Aspect

Most human languages incorporate *tenses*, to indicate whether propositions occur in the past, the present, or the future with respect to the time of utterance of the proposition. For example, “company x traded with company y” is past tense. This

specification captures the semantic meaning of tenses by associating [situation kinds](#) and [occurrences](#) with time and then indicating whether that time is past, present, or future with respect to [current time](#). For example “[company x traded with company y](#)” is understood as “[the occurrence ‘company x trades with company y’ is in the past](#)”. This approach to formalizing human sentences about tense follows [Parsons].

Many human languages also incorporate *simple*, *progressive*, and *perfect* aspects. *Simple aspect* applies to activities independent of whether they are ongoing or completed. For example “[company x traded with company y](#)”, meaning that the two companies did trade, but does not say whether the trading is ongoing or completed. *Progressive aspect* means that an activity was ongoing or is ongoing or will be ongoing. For example “[company x was trading with company y](#)”, meaning that the trading was continuing.

Perfect aspect indicates that an activity is accomplished. For example, “[company x will have traded with company y](#)” says that at some time in the future, the trading activity will be achieved. The difference between the simple and perfect aspects is shown by comparing the phrases “[John writes a book](#)” and “[John has written a book](#)”. The second example, using “[has written](#)” applies the perfect aspect to indicate that the writing is complete. The first example, using “[writes](#)” uses the simple aspect. It does not say whether the writing is finished.

The progressive and perfect aspects may be combined to indicate that an activity both was ongoing, and is achieved. For example, “[John has been writing a book](#)” indicates that the writing occurred over time and the writing is completed or achieved.

In this specification, the progressive and perfect aspects are formally captured by [characteristics](#) of [situation kinds](#) and [occurrences](#): “[situation kind is continuing](#)” and “[situation kind is accomplished](#)”. Thus, any [situation kind](#) may be progressive or not, and may be perfected or not. Both are independent of whether the [situation kind](#) is in the past, the present, or in the future.

Human languages enable combinations of tense and aspect. The following table gives a grammatical term and shows an example for each combination. The table assumes a domain vocabulary has a verb concept “[company₁ trades with company₂](#)”. The table shows semantic concepts of tense and aspect using English syntax for illustration purposes only. Different natural languages use different syntaxes to express these semantics. Some natural languages do not distinguish each combination shown in the table. Annex E contains an informative formal analysis of English language syntax for tense and aspect.

Table 7.1 - Language Tense and Aspect

		Aspect			
		Simple	Progressive	Perfect	Progressive & Perfect
Tense	Past	past simple company x traded with company y	past progressive company x was trading with company y	past perfect, pluperfect company x had traded with company y	pluperfect progressive company x had been trading with company y
	Present	present simple company x trades with company y	present progressive company x is trading with company y	present perfect company x has traded with company y	present perfect progressive company x has been trading with company y
	Future	future simple company x will trade with company y	future progressive company x will be trading with company y	future perfect company x will have traded with company y	future perfect progressive company x will have been trading with company y

These combinations can be employed in business rules, as shown in these examples. They presume a domain vocabulary verb concept “[company₁ merges with company₂](#)”.

1. “If some [company₁](#) *merged with the* [company x](#) ...” – asking whether a merger happened in the past, independent of whether the trading is ongoing, completed, or both.
2. “If some [company₁](#) *was merging with the* [company x](#) ...” – asking whether a merger was continuing over some time in the past.
3. “If some [company₁](#) *will have merged with the* [company x](#) ...” – asking whether a merger will be accomplished in the future.
4. “If some [company₁](#) *will have been merging with the* [company x](#) ...” – asking whether a completed merger will be ongoing in the future.

One intended use case for these many combinations is annotation of existing text, as in [TimeML].

Sub clause 16.9 provides vocabulary for formulating tenses and aspects, and describes how these may be combined in rules.

7.13 Domain Vocabularies and Time

This specification provides foundational date and time concepts that are intended for use in domain-specific business vocabularies and rules. Annex C gives a complete example. This sub clause shows an abbreviated example in order to introduce how a domain vocabulary can build on this Date-Time Vocabulary.

Consider the example of a contract that has a “start date,” a “contract length,” a “contract term,” and a “payment schedule.” A business vocabulary might specify these as follows:

Example Vocabulary

General Concept: [terminological dictionary](#)
Language: [English](#)

[contract](#)

Definition: Agreement between two companies for one to provide goods or services, and for the other to pay for those goods or services

[start date](#)

General Concept: [calendar day](#)

Note: The [granularity](#) of a domain vocabulary time concept is defined via the [time point](#) kind. Defining ‘[start date](#)’ as a [calendar day](#) means that the granularity of ‘[start date](#)’ is ‘[day](#)’ rather than ‘[week](#)’ or ‘[month](#)’, etc.

Note: Domain vocabulary time concepts should be defined as kinds of ‘[time point](#)’ or ‘[duration](#)’, rather than ‘[time coordinate](#)’ or ‘[duration value](#)’. Actual ‘[time points](#)’ and ‘[durations](#)’ can be specified as [definite descriptions](#) as well as ‘[time coordinates](#)’ and ‘[duration values](#)’.

[contract](#) *has* [start date](#)

[contract length](#)

General Concept: [duration](#)

Necessity: The [granularity of 'contract length' is 'day'](#).

[contract](#) *has* [contract length](#)

[contract term](#)

Definition: [Time interval](#) during which the goods should be delivered or the services provided.

Necessity: The [time interval of a contract is from the start date of the contract for the contract length](#).

[contract](#) *has* [contract term](#)

[payment schedule](#)

Definition: [schedule for contract payments in which the time span is the contract term, and the repeat duration is 1 month](#)

[contract](#) *has* [payment schedule](#)

[contract payment](#)

Definition: amount to be paid according to the [payment schedule](#)

[contract](#) *has* [contract payment](#)

A business rule example might be:

It is obligatory that a [contract payment](#) be paid on each [time table entry of the payment schedule](#).

The example is simplified since it does not specify all the details that would exist in a real contract. For example, it does not indicate who makes the payment or who receives the payment, nor does it allow for payments other than monthly. But it does illustrate some basic ideas:

1. Defining domain vocabulary concepts that make use of [time points](#) ([start date](#)), [durations](#) ([contract length](#)), [time intervals](#) ([contract term](#)), and [schedules](#) ([payment schedule](#)).
2. Using Definitions ([start date](#), [contract term](#), [payment schedule](#)) and Necessities ([contract term](#)) to precisely capture the semantic meaning of domain concepts.
3. Specifying business rules that build upon this Date-Time Vocabulary and domain vocabularies to model business requirements.

Consider a business rule such as “*It is obligatory that the [contract length of each contract is less than 1 year](#).*” Notice that it compares ‘[contract length](#)’ to ‘[1 year](#)’. It does not quantify over ‘[year](#)’ because time is a mass noun concept. In contrast, a rule such as “*It is obligatory that each [rental has at most 3 additional drivers](#)” uses quantification because ‘[additional driver](#)’ is a countable noun concept. Mass noun concepts are measured (possibly in fractional units of measure) while countable noun concepts are counted in whole units.*

7.14 Enabling Other Calendars

The world has many different time-keeping and calendar systems. Specialized business calendars include fiscal calendars, tax calendars, and manufacturing calendars. Examples of historical, religious, and cultural calendars include the Julian calendar, various lunar calendars, and the 14-year calendar cycle of some Asian nations. Examples of time-keeping systems are those based on mariners’ “bells”, and religious “vespers”.

This specification defines vocabularies for the standard, globally recognized “[Universal Date Coordinated](#)” ([UTC](#)) time system, and the [Gregorian Calendar](#). In addition, this specification provides a [Time Infrastructure Vocabulary](#) that enables others to define business domain-specific, cultural, religious, or historical calendars and time schemas. The [Time of Day Vocabulary](#) and [Gregorian Calendar Vocabulary](#) show how time and calendar systems can be defined using the foundational concepts of the [Time Infrastructure Vocabulary](#). Specifying time systems and calendars in terms of the foundational concepts of the [Time Infrastructure Vocabulary](#) enables conversions between different calendars and different time keeping schemas.

7.15 Precise and Nominal Time Units

This specification distinguishes [precise time units](#) from [nominal time units](#), as defined in sub clause 8.4. [Precise time units](#) are [measurement units](#) (Annex D.3.2) in the sense of VIM: [quantities](#) of [quantity kind](#) ‘[duration](#)’ that are defined by convention. All [precise time units](#) are defined (sub clause 8.4) in terms of the SI ‘[second](#)’: [picosecond](#), [nanosecond](#), [millisecond](#), [microsecond](#), [minute](#), [hour](#), [day](#), [week](#).

Two other [time units](#) – ‘[month](#)’ and ‘[year](#)’ – are called ‘[nominal time units](#)’. The [duration](#) of ‘[year](#)’ varies, depending upon whether a given [calendar year](#) includes a [leap day](#). The [duration](#) of ‘[month](#)’ varies by definition. These [time units](#) are mentioned but not formally defined in [SI]. This specification formally defines these [nominal time units](#) (sub clause 8.4) in terms of [sets](#) of [durations](#). For example, ‘[year](#)’ is defined as the set {[365 days](#), [366 days](#)}. Sub clauses 11.5 and 11.6 develop algorithms that specify the meaning of multiples of these [nominal time units](#). For example, [2 years](#) is {[730 days](#), [731 days](#)}, not {[730 days](#), [732 days](#)} because 2 [calendar years](#) contains just one [leap day](#). This method enables well-defined results for comparisons such as “[2 years](#) \geq [730 days](#)” and arithmetic expressions such as “[4 years](#) – [3 months](#)”, which is {[1369 days](#), [1370 days](#), [1371 days](#), [1372 days](#)}. This permits logical reasoning systems to infer results that otherwise would be unreachable.

Domain-specific vocabularies may define their own [precise time units](#) and [nominal time units](#) as required by particular business conventions.

7.16 Temporal Aspects of Rules

Broadly speaking, all business rules define, constrain, or guide situations in some way. Some rules require a temporal relationship among situations, for example forbidding two situations from occurring concurrently:

A [person](#) who [is driving](#) must not [be texting](#).

SBVR Clause 10 states that rules apply to [possible worlds](#), and that each [possible world](#) captures a ‘[fact population](#)’. As time progresses, the [fact population](#) evolves. Rules, such as the example given above, are evaluated with respect to an individual fact population at a specific time, the reference or [current time](#).

In the example given above, the verbs ‘[is driving](#)’ and ‘[be texting](#)’ use the present progressive tense as described in sub clause 16.7: the activities are unfinished at some reference time interval. The “reference time interval” is understood to be any time that the rule is considered. This can be made explicit with the following wording, which is shown here to make the meaning clear. The previous phrasing is shorter, clearer, and recommended.

A [person](#) who [is driving](#) for some [time interval](#) must not [be texting](#) during the [time interval](#).

Unless otherwise stated, rules apply at all times. To limit a rule to some time interval, a behavioral rule can state when it applies. For example:

After January 1, 2012, each expense that costs more than \$1,000 must be approved by a director.

The examples given above are all behavioral (deontic) rules: prohibitions and obligations. By their nature, structural (alethic) rules (necessities, impossibilities) apply to all times in all possible worlds, but they can still specify relationships among the times of situations. For example:

It is necessary that the birth date of each person is after the birth dates of the parents of the person.

The first two example rules, above, apply to occurrences of two different situation kinds. When behavioral and structural rules pertain to multiple occurrences of a single situation kind, the rules may be abbreviated. For example:

It is prohibited that a renter has possession of more than one rental car.

What is prohibited is a possible world in which a renter possesses multiple rental cars. This is equivalent to the following rule, which is not recommended because it is much more complex, and significantly harder to understand:

It is prohibited that a renter has possession of a rental car₁ at a time interval₁ and the renter has possession of a rental car₂ at a time interval₂ and time interval₁ overlaps time interval₂.

SBVR Clause 10 distinguishes between *static* constraints and *dynamic* constraints. Static constraints “impose[s] a restriction on what fact populations are possible or permitted, for each fact population taken individually.” [SBVR sub clause 10.1.1.2] Dynamic constraints “impose[s] a restriction on transitions between fact populations.” [ibid] The examples given above are static constraints. The previous example may also be stated as a dynamic constraint:

It is prohibited that a renter takes possession of a rental car₁ while the renter has possession of a rental car₂.

... where the verb concept ‘renter takes possession of rental car’ uses the simple present tense to identify an event and ‘renter has possession of rental car’ uses the present progressive tense to indicate an ongoing situation. See sub clause 16.9 for a discussion of the tense and aspect of verbs.

Domain modelers have the choice of writing static or dynamic constraints, but static constraints are recommended in SBVR because static constraints capture the complete business requirement, whereas dynamic constraints tend to address specific aspects of the business practice – possibly ignoring other aspects. In the last example, there might be other ways that a renter could end up possessing two rental cars, but the example rule only addresses one such way.

8 Time Infrastructure (normative)

8.1 General

Many time schemes and calendars are in use to support a variety of business needs, and due to historical, cultural, and religious traditions. The Time Infrastructure vocabulary provides a foundation for defining any time keeping or calendar system. Relating different time and calendar schemes to each other is made possible by using the foundational concepts provided in this clause.

Time Infrastructure Vocabulary

General Concept:	terminological dictionary
Language:	English
Included Vocabulary:	Mereology Vocabulary
Included Vocabulary:	Quantities Vocabulary
Included Vocabulary:	Sequences Vocabulary
Namespace URI:	http://www.omg.org/spec/DTV/20160301/dtv-sbvr.xml#TimeInfrastructureVocabulary

8.2 The Time Axis and Time Intervals

The principal concept in this sub clause is [time interval](#). This concept is used to define many of the business terms that are specified in other clauses of this specification. Formally, [time interval](#) is a primitive concept – an intuitive notion that does not have a mathematical definition. Its properties are defined by a set of axioms that are presented here as SBVR definitions and Necessities with matching CLIF and OCL statements. Much of this clause is the presentation of those axioms.

Time Axis

Dictionary Basis:	IEC 60050-111 ('time axis')
Dictionary Basis:	IEC 8601 (2.1.1, 'time axis')
Definition:	mathematical model of the succession in time of events along a unique axis
Dictionary Basis:	NODE ('time')
Definition:	the indefinite continued progress of existence and events in the past, present, and future, regarded as a continuum
Necessity:	There exists exactly one Time Axis .
Note:	The above necessity is questionable in light of the theory of relativity, but relativistic effects are not considered in this model. Some applications need to take these effects into account, e.g., GPS, in which the clocks in satellites are adjusted on the ground to compensate for relativistic shifts in their rates in orbit, due to the lower gravitational field in orbit (+) and orbital motion (-).
Note:	Time Axis is the conceptual time dimension.
Note:	"Time" could be a synonym of Time Axis , but "time" is often confused with other concepts, such as duration and time of day .

time interval

- Definition: segment of the [time axis](#), a location in time
- Note: Every [time interval](#) has a beginning, an end, and a [duration](#), even if not known. Every [time interval](#) is "finite", a bounded segment of the [Time Axis](#). The beginning or end of a [time interval](#) may be defined by reference to events that *occur for* a time interval that is not known.
- Note: [Time intervals](#) may be 'indefinite', meaning that their beginning is '[primordially](#)' or their end is '[perpetuity](#)', or both ('[eternity](#)'). This vocabulary assumes that indefinite [time intervals](#) exist and have some [duration](#), but their [duration](#) is unknown.
- Reference Scheme: an [absolute time coordinate](#) that *refers to the time interval*
- Note: [Absolute time coordinates](#) are related to calendars, and are introduced in clause 10.6.
- Example: The lifetime of Henry V.
- Example: The day whose Gregorian calendar date is [September 11, 2001](#).

8.2.1 The Whole-Part Relationship Among Time Intervals

The mereological principles described in Annex D.4 apply to [time intervals](#).

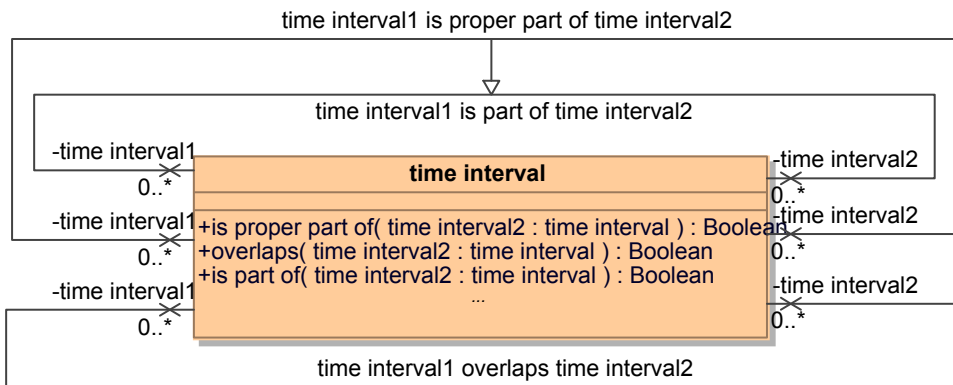


Figure 8.1 - Mereology as Applied to Time Intervals

[time interval₁](#) is part of [time interval₂](#)

- Synonymous Form: [time interval₂](#) includes [time interval₁](#)
- Synonymous Form: [time interval₁](#) is in [time interval₂](#)
- Synonymous Form: [time interval₁](#) in [time interval₂](#)
- Definition: [Time interval₂](#) is a component of [time interval₁](#). Every instant in [time interval₁](#) is also in [time interval₂](#). Everything that happens in [time interval₁](#) happens in [time interval₂](#)
- Note: Like the concept [time interval](#) itself, this relationship is also primitive – intuitive. It is a mathematical ordering of [time intervals](#) by containment.
- CLIF Axiom: (forall (t1 t2)
(if ("time interval1 is part of time interval2" t1 t2)

(and ("time interval" t1) ("time interval" t2)
("thing1 is part of thing2" t1 t2))))

Note: The OCL operation signature implies this constraint.

Note: This relationship is based on the mereological verb concept '[part is part of whole](#)' (Annex D.4). All the axioms cited there for '[part is part of whole](#)' apply to '[time interval₁ is part of time interval₂](#)'.

Note: The axioms of reflexivity, anti symmetry, and transitivity (Annex D.4) make '[time interval₁ is part of time interval₂](#)' a partial ordering relationship on [time intervals](#). The relationship is *partial* because two arbitrary [time intervals](#) might be disjoint or might overlap, so that there is no part-whole relationship between them.

[time interval₁ overlaps time interval₂](#)

Note: This relationship is the mereological verb concept '[thing₁ overlaps thing₂](#)' in Annex D.4.

CLIF Axiom: (forall (t1 t2)
(if ("time interval1 overlaps time interval2" t1 t2)
(and ("time interval" t1) ("time interval" t2)
("thing1 overlaps thing2" t1 t2))))

[time interval₁ is a proper part of time interval₂](#)

Note: This relationship is based on the mereological verb concept '[part is a proper part of whole](#)' (Annex D.4). See the definition of that concept for details. For time intervals, stronger supplementation axioms are given in 8.2.6.

CLIF Axiom: (forall (t1 t2)
(if ("time interval1 is proper part of time interval2" t1 t2)
(and ("time interval" t1) ("time interval" t2)
("thing1 is proper part of thing2" t1 t2))))

Note: The OCL operation signature implies this constraint.

Note: A [proper part](#) is a [part](#) that is not the [whole](#).

Axiom: There is no smallest time interval.

Necessity: For each [time interval₁](#), there is at least one [time interval₂](#) that is a [proper part of time interval₁](#).

CLIF Axiom: (forall (ti1 "time interval")
(exists (ti2 "time interval")
("proper part of" ti2 ti1)))

OCL Constraint: context '_time interval'
inv: self._time interval1 is proper part of time interval2'::_time interval1'->
notEmpty()

Note: This axiom requires the Open World Assumption: Things can exist without being explicitly included in a population.

8.2.2 The Temporal Ordering Relationship

A fundamental property of time intervals is the totally ordered '[is before](#)' relationship, which defines temporal ordering.

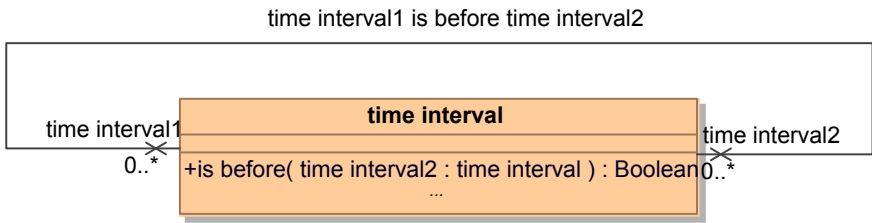


Figure 8.2 - Temporal Ordering

time interval₁ is before time interval₂

Synonymous Form: time interval₂ is after time interval₁

Synonymous Form: time interval₁ < time interval₂

Synonymous Form: time interval₂ > time interval₁

Synonymous Form: time interval₁ precedes time interval₂

Synonymous Form: time interval₂ is preceded by time interval₁

Synonymous Form: time interval₂ follows time interval₁

Synonymous Form: time interval₁ is followed by time interval₂

Definition: time interval₁ ends before/when time interval₂ starts

Example: In any given calendar, the time interval identified by 2010 is before the time interval identified by 2011.

Note: This relationship is also primitive – intuitive. It is a mathematical ordering of time intervals by position on the Time Axis. Is before captures the intuition of the direction of time, of past and future: if x is before y, then y is in the future relative to x and x is in the past relative to y.

CLIF Axiom: (forall (t1 t2)
 (if ("time interval1 is before time interval2" t1 t2)
 (and ("time interval" t1) ("time interval" t2))))

Note: The OCL operation signature implies this constraint.

Note: The actual determination of the ordering of time intervals may be based on direct observation, on calendar knowledge, on historical knowledge, or on practical knowledge. One can see the order in which two vehicles enter an intersection and infer the corresponding facts about the time intervals involved (observation). One can know from calendar rules that November 11, 1918 was before September 1, 1939. One can know from the reports of others (historical knowledge) that railroads were in use for many years before automobiles first appeared. Knowing that every airplane takes off before it lands (practical knowledge), and that a particular airplane has taken off and landed, one can infer that the time interval of the takeoff was before the time interval of the landing. And, of course, these knowledge elements can be mixed in determining time interval ordering. When such knowledge elements are formalized as facts and rules in an ontology, the inferences about the ordering of time intervals can be automated.

Note: The following axioms define the properties of this primitive concept.

Axiom: time interval₁ is before time interval₂ can only be true of time intervals that do not overlap.

Necessity: [If a time interval₁ overlaps a time interval₂, then the time interval₁ is not before the time interval₂.](#)

CLIF Axiom: (forall (t1 t2)
(if ("time interval1 overlaps time interval2" t1 t2)
(and
(not ("time interval1 is before time interval2" t1 t2))
(not ("time interval1 is before time interval2" t2 t1))))))

OCL Constraint: context '_time interval'
inv: '_time interval'.allInstances->
forAll(t2 | self.overlaps(t2) implies not self._'is before'(t2))

Corollary:

Necessity: [If a time interval₁ overlaps a time interval₂, then the time interval₁ is not after the time interval₂.](#)

Note: This follows from the fact that '[time interval](#)₁ overlaps [time interval](#)₂' is symmetric.

Axiom: For any two time intervals that do not overlap, one *is before* the other.

Necessity: [If a time interval₁ does not overlap a time interval₂, then the time interval₁ is before the time interval₂ or the time interval₂ is before the time interval₁.](#)

CLIF Axiom: (forall ((t1 "time interval") (t2 "time interval"))
(if (not ("time interval1 overlaps time interval2" t1 t2))
(or ("time interval1 is before time interval2"
t1 t2)
("time interval1 is before time interval2"
t2 t1))))))

OCL Constraint: context '_time interval'
inv: '_time interval'.allInstances->
forAll(t2 |
not self.overlaps(t2)
implies (self._'is before'(t2) or t2._'is before'(self)))

Corollary (irreflexivity): No time interval *is before* itself.

Necessity: [A given time interval is not before the time interval.](#)

CLIF Axiom: (forall ((t1 "time interval")
(not ("time interval1 is before time interval2" t1 t1))))

OCL Constraint: context '_time interval'
inv: not self._'is before'(self)

Axiom of asymmetry: No [time interval](#) is both *before* and *after* the same [time interval](#).

Necessity: [If a time interval₁ is before a time interval₂, then the time interval₂ is not before the time interval₁.](#)

CLIF Axiom: (forall (t1 t2)
(if ("time interval1 is before time interval2" t1 t2)
(not ("time interval1 is before time interval2" t2 t1))))))

OCL Constraint: context '_time interval'
inv: '_time interval'.allInstances->
forAll(t2 |

```
self._'is before'(t2)
  implies not t2._'is before'(self))
```

Corollary (totality): For any two time intervals $t1$ and $t2$, exactly one of the following is true:

- $t1$ *overlaps* $t2$
- $t1$ *is before* $t2$
- $t2$ *is before* $t1$

Necessity:

Each time interval₁ overlaps each time interval₂ and time interval₁ is not before time interval₂ and time interval₂ is not before time interval₁, or time interval₁ is before time interval₂ and time interval₁ does not overlap time interval₂ and time interval₂ is not before time interval₁, or time interval₂ is before time interval₁ and time interval₁ does not overlap time interval₂ and time interval₁ is not before time interval₂.

CLIF Axiom:

```
(forall ((t1 "time interval") (t2 "time interval"))
  (or
    ("time interval1 overlaps time interval2" t1 t2)
    (and
      ("time interval1 is before time interval2" t1 t2)
      (not ("time interval1 overlaps time interval2" t1 t2)))
    (and
      ("time interval1 is before time interval2" t2 t1)
      (not ("time interval1 overlaps time interval2" t1 t2)))
  ))
```

OCL Constraint:

```
context '_time interval'
inv: '_time interval'.allInstances->
  forAll(t2 |
    (self.overlaps(t2)
      and not self._'is before'(t2)
      and not t2._'is before'(self))
    or (self._'is before'(t2)
      and not self.overlaps(t2)
      and not t2._'is before'(self))
    or (t2._'is before'(self)
      and not self.overlaps(t2)
      and not self._'is before'(t2)))
```

Axiom of transitivity: Every time interval that *is before* a given time interval is also *before* every time interval that is after the given time interval.

Necessity:

If a time interval₁ is before a time interval₂ and the time interval₂ is before a time interval₃ then the time interval₁ is before the time interval₃.

CLIF Axiom:

```
(forall (t1 t2 t3)
  (if
    (and
      ("time interval1 is before time interval2" t1 t2)
      ("time interval1 is before time interval2" t2 t3))
    ("time interval1 is before time interval2" t1 t3)))
```

OCL Constraint:

```
context '_time interval'
inv: '_time interval'.allInstances->
  forAll(t2, t3 |
```

self._'is before'(t2)
 and t2._'is before'(t3)
 implies self._'is before'(t3))

The preceding 3 axioms specify that ‘[time interval₁](#) *is before* [time interval₂](#)’ is anti-reflexive, weakly antisymmetric, and transitive. The relationship does *not* apply to all pairs of [time intervals](#). This characterizes a kind of partial ordering on time intervals.

8.2.3 The Allen Relations

In a 1983 paper [Allen], James F. Allen asserted that there are exactly thirteen ways in which an ordered pair of time intervals can be related. His Figure 2, showing these relationships, is reproduced below.

Relation	Symbol	Symbol for Inverse	Pictorial Example
<i>X before Y</i>	<	>	XXX YYY
<i>X equal Y</i>	=	=	XXX YYY
<i>X meets Y</i>	m	mi	XXXYYY
<i>X overlaps Y</i>	o	oi	XXX YYY
<i>X during Y</i>	d	di	XXX YYYYYY
<i>X starts Y</i>	s	si	XXX YYYYY
<i>X finishes Y</i>	f	fi	XXX YYYYY

FIGURE 2. The Thirteen Possible Relationships.

Figure 8.3 - Allen's Original Diagram of the 13 Time Relationships

According to Thomas Alspaugh [Alspaugh], these relations are *distinct* (“because no pair of definite intervals can be related by more than one of these relationships”), *exhaustive* (“because any pair of definite intervals are described by one of the relations”), and *qualitative*, rather than *quantitative*, (“because no numeric time spans are considered”).

The word ‘*properly*’ is used in the terms for some of the Allen relations below, in order to distinguish those relations from the more general relations defined in 8.2.1 and 8.2.2. In each case of terminology clash, the Allen’s term is narrower. The business use of the general term – before, after, part of, includes, during, overlaps – almost always means the more general relationship.

The Allen relations are *independent*: none is entailed by another and none is defined in terms of the others. They are, however, all defined here in terms of the two fundamental relationships: ‘*part of*’ and ‘*before*’.

The ‘*properly before*’ and ‘*meets*’ relations are mutually exclusive. The primitive relationship ‘*before*’ subsumes both. Allen’s ‘*before*’ concept is designated here as ‘*properly before*’ to indicate there is necessarily an intervening time interval.

The ‘*properly overlaps*’ relation distinguishes the case in which there is a part of each [time interval](#) that is not a part of the other from all the cases in which one [time interval](#) is entirely a part of the other. The general ‘*overlaps*’ relation subsumes all of them. ‘*Properly overlaps*’ describes the first [time interval](#) as starting earlier than the second starts and ending earlier than the second ends, whereas ‘*is properly overlapped by*’ describes the first [time interval](#) as starting later than the second starts, and ending later than the second ends.

The *properly during*, *starts*, and *finishes* relationships are mutually exclusive. The general *part of* relationship subsumes all of them. They are distinguished by the temporal relationship of the included time interval to the supplementary parts of the whole.

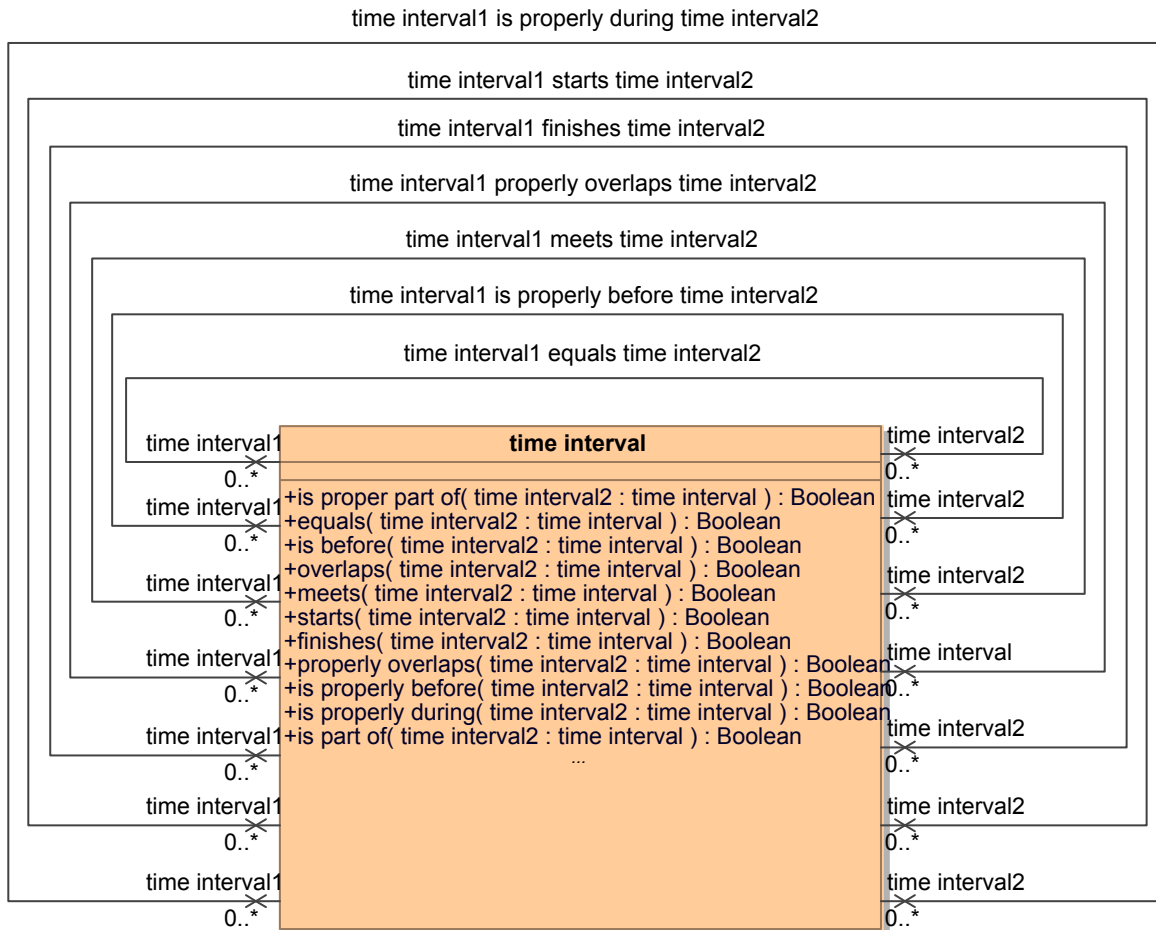


Figure 8.4 - UML Diagram of Allen Relations

time interval₁ is properly before time interval₂

Synonymous Form: time interval₂ is properly after time interval₁

Definition: time interval₁ is before time interval₂ and some time interval₃ is after time interval₁ and is before time interval₂

Description: time interval₁ is before time interval₂ and there is some time interval between them.

CLIF Definition: (forall (t1 t2)
 (iff ("time interval1 is properly before time interval2" t1 t2)
 (and
 ("time interval" t1) ("time interval" t2)
 ("time interval1 is before time interval2" t1 t2)
 (exists (t3)

```
(and ("time interval1 is before time interval2" t1 t3)
      ("time interval1 is before time interval2" t3 t2))
  )))
```

OCL Definition: context `'time interval'`
 def: `'time interval1 is properly before time interval2'` (t2: `'time interval'`): Boolean =
 self.`'is before'`(t2) and
 'time interval'.allInstances->exists(t3 | self.`'is before'`(t3) and t3.`'is before'`(t2))

Example: In any given calendar, 2009 *is properly before* 2011

time interval₁ equals time interval₂

Synonymous Form: time interval₁ is the same as time interval₂

Synonymous Form: time interval₁ = time interval₂

General Concept: thing₁ is thing₂

Definition: the time interval₁ is part of the time interval₂ and the time interval₂ is part of the time interval₁

CLIF Definition: (forall (t1 t2)
 (iff ("time interval1 equals time interval2" t1 t2)
 (and ("time interval1 is part of time interval2" t1 t2)
 ("time interval1 is part of time interval2" t2 t1))))

OCL Definition: context `'time interval'`
 def: `'time interval1 equals time interval2'` (t2: `'time interval'`): Boolean =
 self.`'is part of'`(t2) and t2.`'is part of'`(self)

Note: That is, the mereology axiom of antisymmetry in Annex D.4 is really the formal definition of *'equals.'* Two time intervals are equal if and only if each is part of the other.

Note: SBVR uses the verb *is* for this relationship, but the equals relationship here is a specialization of *'thing is thing'* for time intervals.

Necessity: A time interval₁ equals a time interval₂ if and only if time interval₁ is time interval₂

CLIF Axiom: (forall (ti1 ti2)
 (if (and ("time interval" ti1) ("time interval" ti2))
 (iff ("time interval equals time interval" ti1 ti2)
 ("thing1 is thing2" ti1 ti2))))

OCL Constraint: context `'time interval'`
 inv: `'time interval'`.allInstances->
 forAll(t2 |
 self.equals(t2) implies self.is(t2)
 and (self.is(t2) implies self.equals(t2))

Example: January 2011 through December 2011 equals 2011

time interval₁ meets time interval₂

Synonymous Form: time interval₂ is met by time interval₁

Synonymous Form: time interval₁ immediately precedes time interval₂

Synonymous Form: time interval₂ immediately follows time interval₁

Definition: time interval₁ is before time interval₂ and no time interval₃ is after time interval₁ and is before time interval₂

Description: [time interval₁](#) *is before* [time interval₂](#) and there is no time interval between them: [time interval₂](#) starts at the instant [time interval₁](#) ends.

CLIF Definition: (forall (t1 t2)
(iff ("time interval1 meets time interval2" t1 t2)
(and
("time interval1 is before time interval2" t1 t2)
(not (exists (t3)
(and ("time interval1 is before time interval2" t1 t3)
("time interval1 is before time interval2" t3 t2))
)))

OCL Definition: context `_ 'time interval'`
def: `_ 'time interval1 meets time interval2'(t2: _ 'time interval'): Boolean =
self._ 'is before'(t2) and
not _ 'time interval'.allInstances->
exists(t3 | self._ 'is before'(t3) and t3._ 'is before'(t2))`

Example: [2009](#) *meets* [2010](#)

[time interval₁](#) *properly overlaps* [time interval₂](#)

Synonymous Form: [time interval₂](#) *is properly overlapped by* [time interval₁](#)

Definition: [time interval₁](#) *overlaps* [time interval₂](#) and some part of [time interval₁](#) *is before* [time interval₂](#)

Description: Part of [time interval₁](#) is before [time interval₂](#) and the rest of [time interval₁](#) is also part of [time interval₂](#).

CLIF Definition: (forall (t1 t2)
(iff ("time interval1 properly overlaps time interval2" t1 t2)
(and
("time interval1 overlaps time interval2" t1 t2)
(exists (t3)
(and ("time interval1 is proper part of time interval2" t3 t1)
("time interval1 is before time interval2" t3 t2))
)))

OCL Definition: context `_ 'time interval'`
def: `_ 'time interval1 properly overlaps time interval2' (t2: _ 'time interval'): Boolean =
self.overlaps(t2) and
'time interval'.allInstances->
exists(t3 | t3._ 'is a proper part of'(self) and t3._ 'is before'(t2))`

Example: [July 2010 through February 2011](#) *properly overlaps* [January 2011 through March 2011](#)

[time interval₁](#) *is properly during* [time interval₂](#)

Synonymous Form: [time interval₂](#) *properly includes* [time interval₁](#)

Definition: [time interval₁](#) *is part of* [time interval₂](#) and some part of [time interval₂](#) *is before* [time interval₁](#) and some part of [time interval₂](#) *is after* [time interval₁](#)

CLIF Definition: (forall (t1 t2)
(iff ("time interval1 is properly during time interval2" t1 t2)
(and
("time interval1 is proper part of time interval2" t1 t2)

```
(not ("time interval1 starts time interval2" t1 t2))
(not ("time interval1 finishes time interval2" t1 t2))
)))
```

OCL Definition: context `'time interval'`
 def: `'time interval1 is properly during time interval2'` (t2: `'time interval'`): Boolean =
 self._is a proper part of(t2) and
 'time interval'.allInstances->
 exists(t3, t4 |
 t3._is a proper part of(t2) and t4._is a proper part of(t2) and
 t3._is before'(self) and self._is before'(t4))

Example: [July 2010 is properly during 2010](#)

[time interval₁ starts time interval₂](#)

Synonymous Form: [time interval₂ is started by time interval₁](#)

Definition: [time interval₁ is a proper part of time interval₂ and no part of time interval₂ is before time interval₁](#)

Description: [time interval₁](#) is a proper part of [time interval₂](#) and they both start at the same instant.

CLIF Definition: (forall (t1 t2)
 (iff ("time interval1 starts time interval2" t1 t2)
 (and
 ("time interval1 is proper part of time interval2" t1 t2)
 (not (exists (t3)
 (and ("time interval1 is proper part of time interval2" t3 t2)
 ("time interval1 is before time interval2" t3 t1))))
)))

OCL Definition: context `'time interval'`
 def: `'time interval1 starts time interval2'` (t2: `'time interval'`): Boolean =
 self._is a proper part of(t2) and
 not 'time interval'.allInstances->
 exists(t3 | t3._is a proper part of(t2) and t3._is before'(self))

Example: [January 2010 starts 2010](#)

[time interval₁ finishes time interval₂](#)

Synonymous Form: [time interval₂ is finished by time interval₁](#)

Definition: [time interval₁ is a proper part of time interval₂ and no part of time interval₂ is after time interval₁](#)

Description: [time interval₁](#) is a proper part of [time interval₂](#) and they both end at the same instant.

CLIF Definition: (forall (t1 t2)
 (iff ("time interval1 finishes time interval2" t1 t2)
 (and
 ("time interval1 is proper part of time interval2" t1 t2)
 (not (exists (t3)
 (and ("time interval1 is proper part of time interval2" t3 t2)
 ("time interval1 is before time interval2" t1 t3))))
)))

OCL Definition: context `'time interval'`
 def: `'time interval1 finishes time interval2'(t2: 'time interval'): Boolean = self._'is a proper part of'(t2) and not 'time interval'.allInstances->exists(t3 | t3._'is a proper part of'(t2) and self._'is before'(t3))`

Example: [December 2010 finishes 2010](#)

8.2.4 Additional Time Interval Relationships

As described in [Alspaugh], the basic Allen relationships can be combined in 2^{13} (8192) ways. This sub clause defines a few of these “combination” relationships that have particular value to everyday and business uses.

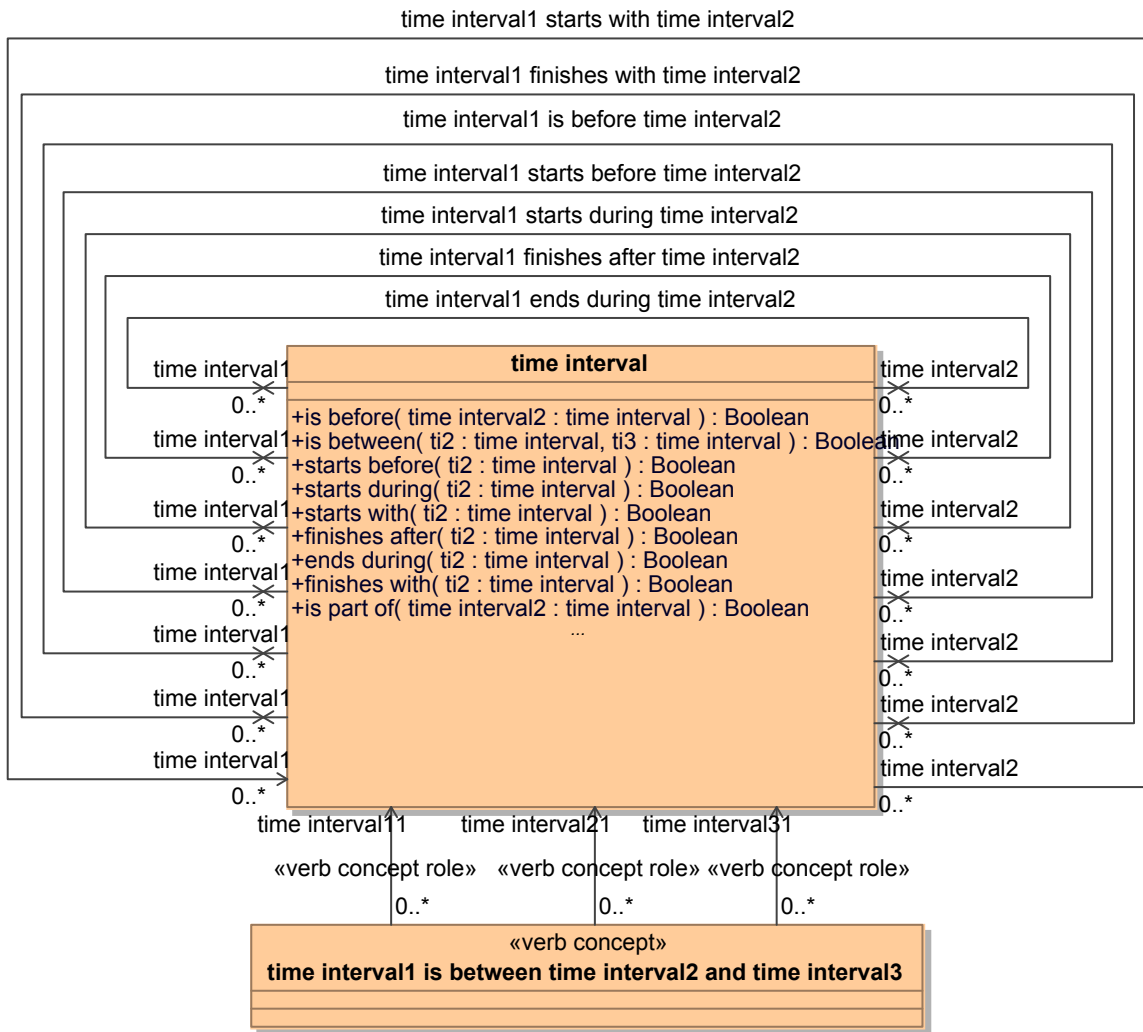


Figure 8.5 - Additional Time Interval Relationships

time interval₁ starts before time interval₂

Synonymous Form: time interval₂ starts after time interval₁

Definition: some time interval₃ is part of time interval₁ and is before time interval₂

Description: Time interval₁ starts earlier than time interval₂ starts.

CLIF Definition: (forall (t1 t2)
(iff ("time interval1 starts before time interval2" t1 t2)
(exists (t3)
(and
(time interval₁ is before time interval₂" t3 t2)
(time interval₁ is part of time interval₂" t3 t1)))))

OCL Definition: context 'time interval'
def: 'starts before'(t2: 'time interval'): Boolean =
'time interval'.allInstances->
exists(t3 |
t3.'is part of'(self)
and t3.'is before'(t2))

Example: 2009 starts before 2010

Example: 2010 starts before February 2010

time interval₁ starts with time interval₂

Synonymous Form: time interval₁ starts when time interval₂ starts

Definition: time interval₁ starts time interval₂ or time interval₂ starts time interval₁ or time interval₁ equals time interval₂

Description: The two time intervals start together, but either may end first. All of the following relationships are possible:

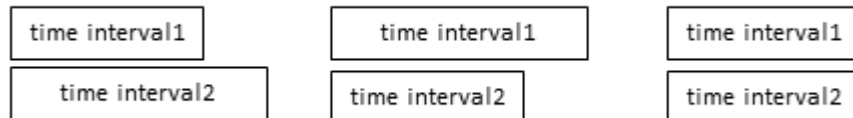


Figure 8.6 - time interval₁ starts with time interval₂

CLIF Definition: (forall (t1 t2)
(iff ("time interval1 starts with time interval2" t1 t2)
(or
(time interval₁ starts time interval₂" t1 t2)
(time interval₁ starts time interval₂" t2 t1)
(time interval₁ equals time interval₂" t1 t2))))

OCL Definition: context 'time interval'
def: 'time interval1 starts with time interval2'(t2: 'time interval'): Boolean =
self.starts(t2) or t2.starts(self) or self.equals(t2)

Necessity: If time interval₁ starts with time interval₂ then time interval₂ starts with time interval₁

CLIF Axiom: (forall ((t1 "time interval") (t2 "time interval"))
 (if ("time interval1 starts with time interval2" t1 t2)
 ("time interval2 starts with time interval1" t2 t1)))

OCL Constraint: context '_time interval'
 inv: '_time interval'.allInstances->forAll(t2 |
 self._'time interval1 starts with time interval2'(t2)
 implies t2._'time interval1 starts with time interval2'(self)

time interval₁ starts during time interval₂

Synonymous Form: time interval₁ starts within time interval₂

Definition: some time interval₃ starts time interval₁ and is part of time interval₂

Description: The start of time interval₁ is within time interval₂.

CLIF Definition: (forall (t1 t2)
 (iff ("time interval1 starts during time interval2" t1 t2)
 (exists (t3)
 (and
 ("time interval1 starts time interval2" t3 t1)
 ("time interval1 is part of time interval2" t3 t2))))))

OCL Definition: context '_time interval'
 def: '_starts during'(t2: '_time interval'): Boolean =
 'time interval'.allInstances->
 exists(t3 |
 t3._'is part of'(t2)
 and t3.starts(self))

Example: Fiscal Year 2015 starts within Calendar Year 2014

Note: In most uses of this verb concept, one of the time intervals involved is described by an occurrence.

time interval₁ finishes with time interval₂

Synonymous Form: time interval₁ finishes when time interval₂ finishes

Definition: time interval₁ finishes time interval₂ or time interval₂ finishes time interval₁ or time interval₁ equals time interval₂

Description: Either time interval may start first, but they finish together. All of the following relationships are possible:

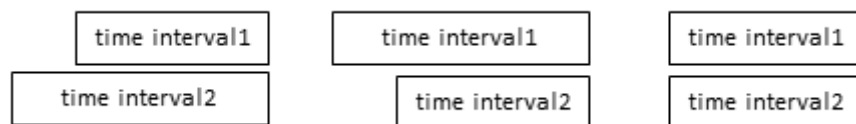


Figure 8.7 - time interval₁ finishes with time interval₂

CLIF Definition: (forall (t1 t2)
 (iff ("time interval1 finishes with time interval2" t1 t2)
 (or
 ("time interval1 finishes time interval2" t1 t2)

("time interval1 finishes time interval2" t2 t1)
("time interval1 equals time interval2" t1 t2)))

OCL Definition: context `'time interval'`
def: `'time interval1 finishes with time interval2'`(t2: `'time interval'`): Boolean =
t1.finishes(t2) or t2.finishes(t1) or t1.equals(t2)

Necessity: **If time interval₁ finishes with time interval₂ then time interval₂ finishes with time interval₁**

CLIF Axiom: (forall ((t1 "time interval") (t2 "time interval"))
(if ("time interval1 finishes with time interval2" t1 t2)
("time interval2 finishes with time interval1" t2 t1))

OCL Constraint: context `'time interval'`
inv: `'time interval'`.allInstances->forall(t2 |
self.`'time interval1 finishes with time interval2'`(t2)
implies t2.`'time interval1 finishes with time interval2'`(self))

time interval₁ finishes after time interval₂

Definition: **some time interval₃ is part of time interval₁ and is after time interval₂**

CLIF Definition: (forall (t1 t2)
(iff ("time interval1 finishes after time interval2" t1 t2)
(exists (t3)
(and
("time interval1 is before time interval2" t2 t3)
("time interval1 is part of time interval2" t3 t1)))))

OCL Definition: context `'time interval'`
def: `'finishes after'`(t2: `'time interval'`): Boolean =
`'time interval'`.allInstances->
exists(t3 |
t3.`'is part of'`(self)
and t2.`'is before'`(t3))

Example: **2010 finishes after February 2010**

time interval₁ ends during time interval₂

Synonymous Form: **time interval₁ ends within time interval₂**

Definition: **some time interval₃ finishes time interval₁ and is part of time interval₂**

Description: The end of time interval₁ is within time interval₂.

CLIF Definition: (forall (t1 t2)
(iff ("time interval1 ends during time interval2" t1 t2)
(exists (t3)
(and
("time interval1 finishes time interval2" t3 t1)
("time interval1 is part of time interval2" t3 t2)))))

OCL Definition: context `'time interval'`
def: `'ends during'`(t2: `'time interval'`): Boolean =
`'time interval'`.allInstances->
exists(t3 |
t3.`'is part of'`(t2)
and t3.finishes(self))

Example: The grace period will end in December.
 Note: In most uses of this verb concept, one of the time intervals involved is described by an occurrence.

time interval₁ is between time interval₂ and time interval₃

Synonymous Form: time interval₁ is between time interval₂ to time interval₃
 Definition: time interval₁ is after time interval₂ and time interval₁ is before time interval₃
 CLIF Definition: (forall (t1 t2 t3)
 (iff ("time interval1 is between time interval2 and time interval3" t1 t2 t3)
 (and
 ("time interval" t1) ("time interval" t2) ("time interval" t3)
 ("time interval1 precedes time interval2" t2 t1)
 ("time interval1 precedes time interval2" t1 t3))))
 OCL Definition: context _'time interval'
 def: _'time interval1 is between time interval2 and time interval3'
 (t2: _'time interval', t3: _'time interval'): Boolean =
 t2.precedes(self) and self.precedes(t3)
 Example: July 2012 is between June 2012 to August 2012

8.2.5 Time Interval Sum

This sub clause describes the “sum” of two time intervals – the smallest time interval that contains both of them.

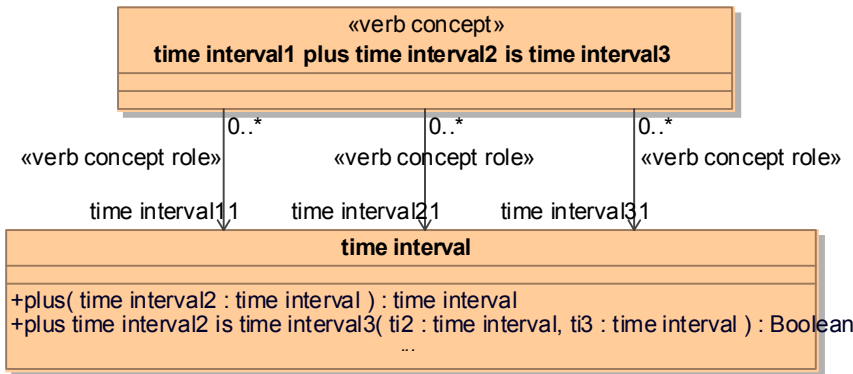


Figure 8.8 - Time Interval Sum

This concept of ‘sum’ is generalized. It may be said to represent the ‘convex hull’ of the two intervals, and it may contain intervals that lie between them. It is particularly useful, however, when t1 meets t2 or t2 meets t1, i.e., in those cases where t1 and t2 are disjoint and there is no time interval between them.

time interval₁ plus time interval₂ is time interval₃

Synonymous Form: time interval₁ + time interval₂ = time interval₃
 Synonymous Form: time interval₃ is time interval₁ plus time interval₂
 Synonymous Form: time interval₃ = time interval₁ + time interval₂

Synonymous Form: [time interval₁ plus time interval₂](#)

Synonymous Form: [time interval₁ + time interval₂](#)

Synonymous Form: [sum of time interval₁ + time interval₂](#)

Definition: [time interval₃ includes time interval₁ and time interval₃ includes time interval₂ and time interval₃ is part of each time interval that includes time interval₁ and time interval₂](#)

CLIF Definition:

```
(forall (t1 t2 t3)
  (iff ("time interval1 plus time interval2 is time interval3" t1 t2 t3)
    (and
      ("thing1 is part of thing2" t1 t3)
      ("thing1 is part of thing2" t2 t3)
      (forall (t4)
        (if (and
              ("thing1 is part of thing2" t1 t4)
              ("thing1 is part of thing2" t2 t4))
            ("thing1 is part of thing2" t3 t4))))
    )))
```

OCL Definition:

```
context _'time interval'
def: _'plus time interval2 is time interval3'
  (t2: _'time interval', t3: _'time interval'): Boolean =
    self._'is part of'(t3) and t2._'is part of'(t3) and
    _'time interval'.allInstances->
      forAll(t4 | self._'is part of'(t4) and t2._'is part of'(t4)
        implies t3._'is part of'(t4))
```

Necessity: [if a time interval₁ is before a time interval₂ or time interval₁ properly overlaps time interval₂, then time interval₁ plus time interval₂ is started by time interval₁ and is finished by time interval₂](#)

CLIF Axiom:

```
(forall (t1 t2 t3)
  (if
    (or
      ("time interval1 is before time interval2" t1 t2)
      ("time interval1 properly overlaps time interval2" t1 t2))
    (iff
      ("time interval1 plus time interval2 is time interval3" t1 t2 t3)
      (and
        ("time interval1 starts time interval2" t1 t3)
        ("time interval1 finishes time interval2" t2 t3)))
    )))
```

OCL Constraint:

```
context _'time interval'
inv: _'time interval'.allInstances->(forAll t2 |
  (self._'is before'(t2) or self._'properly overlaps'(t2)) implies
  (self.starts(self.plus(t2)) and t2.finishes(self.plus(t2))) )
```

Necessity: [if a time interval₁ is after a time interval₂ or time interval₁ is properly overlapped by time interval₂, then time interval₁ plus time interval₂ is started by time interval₂ and is finished by time interval₁.](#)

CLIF Axiom:

```
(forall (t1 t2 t3)
  (if
```

```

(or
  ("time interval1 is before time interval2" t2 t1)
  ("time interval1 properly overlaps time interval2" t2 t1))
(iff
  ("time interval1 plus time interval2 is time interval3" t1 t2 t3)
  (and
    ("time interval1 starts time interval2" t2 t3)
    ("time interval1 finishes time interval2" t1 t3))
)))

```

OCL Constraint: context `'time interval'`
 inv: `'time interval'.allInstances->(forall t2 |`
`(t2._'is before'(self) or t2._'properly overlaps'(self)) implies`
`(t2.starts(self.plus(t2)) and self.finishes(self.plus(t2))))`

Necessity: [if a time interval₁ is part of a time interval₂, then time interval₁ plus time interval₂ is time interval₂.](#)

CLIF Axiom: (forall (t1 t2 t3)
 (if
 ("time interval1 is part of time interval2" t1 t2)
 (iff
 ("time interval1 plus time interval2 is time interval3" t1 t2 t3)
 (= t3 t2)
)))

OCL Constraint: context `'time interval'`
 inv: `'time interval'.allInstances->(forall t2 |`
`(self._'is part of'(t2) implies self.plus(t2) = t2)`

Necessity: [if a time interval₂ is part of a time interval₁, then time interval₁ plus time interval₂ is time interval₁.](#)

CLIF Axiom: (forall (t1 t2 t3)
 (if
 ("time interval1 is part of time interval2" t2 t1)
 (iff
 ("time interval1 plus time interval2 is time interval3" t1 t2 t3)
 (= t3 t1)
)))

OCL Constraint: context `'time interval'`
 inv: `'time interval'.allInstances->(forall t2 |`
`(t2._'is part of'(self) implies self.plus(t2) = self)`

Example: [January 2010 through December 2010 is 2010](#)

Axiom Sum: For any time intervals t1 and t2, there is a time interval t3 that *is equal to t1 plus t2*.

Necessity: [For each time interval₁ and each time interval₂, there is a time interval₃ that is time interval₁ plus time interval₂.](#)

CLIF Axiom: (forall ((t1 "time interval") (t2 "time interval"))
 (exists ((t3 "time interval"))
 ("time interval1 plus time interval2 is time interval3" t1 t2 t3)))

OCL Constraint: context `'time interval'`
 inv: `'time interval'.allInstances->forall(t2 |`

```
'time interval'.allInstances->exists(t3 |
self._'time interval1 plus time interval2 is time interval3'(t2, t3)))
```

Corollary: For any two [time intervals](#) t1 and t2, t1+t2 is unique.

Necessity: A [time interval](#)₁ plus a [time interval](#)₂ is exactly one [time interval](#)₃.

CLIF Axiom: (forall (t1 t2 t3)
(if ("time interval1 plus time interval2 is time interval3" t1 t2 t3)
(forall (t4)
(if
("time interval1 plus time interval2 is time interval3" t1 t2 t4)
(= t4 t3))))))

OCL Constraint: context _'time interval'
inv: _'time interval'.allInstances->
forAll(t2 |
'time interval'.allInstances->
one(t4 | t4 = self.plus(t2)))

8.2.6 Time Interval Complement

The following start-complement and end-complement verb concepts construct the complementary [time interval](#) given a [time interval](#) that starts or ends a larger [time interval](#). Note that a complementary [time interval](#) does not exist in the case where one [time interval](#) is properly during another [time interval](#).

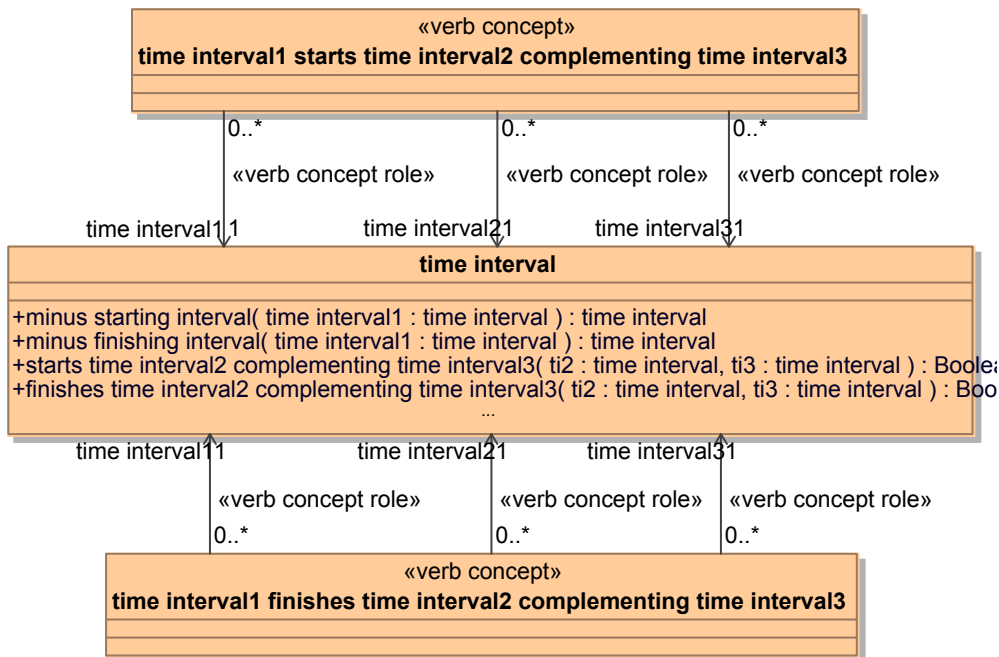


Figure 8.9 - Time Interval Complement

time interval₁ **starts** time interval₂ **complementing** time interval₃

Definition: time interval₁ **starts** time interval₂ **and** time interval₃ **finishes** time interval₂ **and** time interval₁ **meets** time interval₃

CLIF Definition: (forall (t1 t2 t3)
(iff ("time interval1 starts time interval2 complementing time interval3" t1 t2 t3)
(and
("time interval1 starts time interval2" t1 t2)
("time interval1 finishes time interval2" t3 t2)
("time interval1 meets time interval2" t1 t3)))))

OCL Definition: context '_time interval'
def: '_starts time interval2 complementing time interval3'
(t2: '_time interval', t3: '_time interval'): Boolean =
self.starts(t2) and t3.finishes(t2) and self.meets(t3)

Example: January 2010 **starts** 2010 **complementing** February 2010 through December 2010

Axiom Start-complement: If t1 and t2 are time intervals and t1 **starts** t2, then there is a time interval t3 such that t3 **finishes** t2 **complementing** t1.

Necessity: **If a** time interval₁ **starts** a time interval₂, **then some** time interval₃ **finishes** time interval₂ **complementing** time interval₁.

CLIF Axiom: (forall (t1 t2)
(if ("time interval1 starts time interval2" t1 t2)
(exists (t3)
("time interval1 finishes time interval2 complementing time interval3" t3 t2 t1))))

OCL Constraint: context 'time interval'
inv: '_time interval'.allInstances->forall(t2 |
self.starts(t2) implies
'time interval'.allInstances->exists(t3 |
t3._finishes time interval2 complementing time interval3'
(t2, self)))

Note: This formalizes the axiom above: If a time interval1 starts a time interval2, there is a time interval3 that is the start complement.

Corollary: For all time intervals t1, t2 and t3, such that t1 **starts** t2 **complementing** t3, and for all time intervals t4, such that t4 **is part of** t2 and t4 does not **overlap** t1, t4 **is part of** t3. That is, t3 is the largest time interval that **is part of** t2 but does not **overlap** t1.

Necessity: **If a** time interval₁ **starts** a time interval₂ **complementing** a time interval₃, **then each** time interval₄ **that is part of the** time interval₂ **and that does not overlap the** time interval₁ **is part of the** time interval₃.

CLIF Axiom: (forall (t1 t2 t3)
(if ("time interval1 starts time interval2 complementing time interval3" t1 t2 t3)
(forall (t4)
(if
(and
("time interval1 is part of time interval2" t4 t2)
(not ("time interval1 overlaps time interval2" t4 t1)))
("time interval1 is part of time interval2" t4 t3))))))

OCL Constraint: context `'time interval'`
 inv: `'time interval'.allInstances->`
 `forall(t2, t3, t4 |`
 `(t3 = t2._'minus starting interval'(self)`
 `and (t4._'is part of'(t2)`
 `and not t4.overlaps(self))`
 `implies t4._'is part of'(t3)))`

Corollary: For any two [time intervals](#) t1 and t2 such that t1 *starts* t2 *complementing* some [time interval](#) t3, t3 is unique.

Necessity: **If a [time interval](#)₁ starts a [time interval](#)₂ then the [time interval](#)₁ starts the [time interval](#)₂ complementing exactly one [time interval](#)₃.**

CLIF Axiom: `(forall (t1 t2 t3)`
 `(if ("time interval1 starts time interval2 complementing time interval3" t1 t2 t3)`
 `(forall (t4)`
 `(if ("time interval1 starts time interval2 complementing time interval3" t1 t2 t4)`
 `(= t4 t3))))))`

OCL Constraint: context `'time interval'`
 inv: `'time interval'.allInstances ->`
 `forall(t2 |`
 `'time interval'.allInstances ->`
 `isUnique(t2._'minus starting interval'(self))`

[time interval](#)₁ finishes [time interval](#)₂ complementing [time interval](#)₃

Definition: [time interval](#)₁ finishes [time interval](#)₂ and [time interval](#)₃ starts [time interval](#)₂ and [time interval](#)₁ is met by [time interval](#)₃

CLIF Definition: `(forall (t1 t2 t3)`
 `(iff ("time interval1 finishes time interval2 complementing time interval3" t1 t2 t3)`
 `(and`
 `("time interval1 finishes time interval2" t1 t2)`
 `("time interval1 starts time interval2" t3 t2)`
 `("time interval1 meets time interval2" t3 t1))))`

OCL Definition: context `'time interval'`
 def: `'finishes time interval2 complementing time interval3'`
 `(t2: 'time interval', t3: 'time interval'): Boolean =`
 `self.finishes(t2) and t3.starts(t2) and t3.meets(self)`

Example: [December 2010](#) finishes [2010](#) complementing [January 2010](#) through [February 2010](#)

Axiom End-complement: If t1 and t2 are [time intervals](#) and t1 *finishes* t2, then there is a [time interval](#) t3 such that t3 *starts* t2 *complementing* t1.

Necessity: **If a [time interval](#)₁ finishes a [time interval](#)₂, then some [time interval](#)₃ starts [time interval](#)₂ complementing [time interval](#)₁.**

CLIF Axiom: `(forall (t1 t2)`
 `(if ("time interval1 finishes time interval2" t1 t2)`
 `(exists (t3)`
 `("time interval1 starts time interval2 complementing time interval3" t3 t2 t1))))`

OCL Constraint: context `'time interval'`
 inv: `'time interval'.allInstances->forall(t2 |`

```

self.finishes(t2) implies
'time interval'.allInstances->exists(t3 |
t3._starts time interval2 complementing time interval3'
(t2, self))

```

Note: This formalizes the axiom End-complement above: If a time interval1 finishes a time interval2, there is a time interval3 that is the end complement.

Corollary: For all time intervals t1, t2 and t3, such that t1 *finishes* t2 *complementing* t3, and for all time intervals t4, such that t4 *is part of* t2 and t4 does not *overlap* t1, t4 *is part of* t3. That is, t3 is the largest time interval that *is part of* t2 but does not *overlap* t1.

Necessity: *If a time interval₁ finishes a time interval₂ complementing a time interval₃, then each time interval₄ that is part of the time interval₂ and that does not overlap the time interval₁ is part of the time interval₃.*

CLIF Axiom: (forall (t1 t2 t3)
 (if ("time interval1 finishes time interval2 complementing time interval3" t1 t2 t3)
 (forall (t4)
 (if
 (and
 ("time interval1 is part of time interval2" t4 t2)
 (not ("time interval1 overlaps time interval2" t4 t1)))
 ("time interval1 is part of time interval2" t4 t3))))))

OCL Constraint: context 'time interval'
 inv: 'time interval'.allInstances->
 forAll(t2, t3, t4 |
 (t3 = t2._minus finishing interval'(self)
 and (t4._is part of'(t2)
 and not t4.overlaps(self))
 implies t4._is part of'(t3)))

Corollary: For any two time intervals t1 and t2 such that t1 *finishes* t2 *complementing* some time interval t3, t3 is unique.

Necessity: *If a time interval₁ finishes a time interval₂ then the time interval₁ finishes the time interval₂ complementing exactly one time interval₃.*

CLIF Axiom: (forall (t1 t2 t3)
 (if ("time interval1 finishes time interval2 complementing time interval3" t1 t2 t3)
 (forall (t4)
 (if ("time interval1 finishes time interval2 complementing time interval3" t1 t2 t4)
 (= t4 t3))))

OCL Constraint: context 'time interval'
 inv: 'time interval'.allInstances ->
 forAll(t2 |
 'time interval'.allInstances ->
 isUnique(t2._minus finishing interval'(self))

Axiom: For any time intervals t1 and t2 such that t2 *is properly during* t1, t2 has both a start complement in t1 and an end complement in t1.

Necessity: *For each time interval₁ and each time interval₂ that is properly during time interval₁, there is a time interval₃ that starts time interval₁ and meets time interval₂.*

Necessity: For each [time interval₁](#) and each [time interval₂](#) that is properly during [time interval₁](#), there is a [time interval₄](#) that finishes [time interval₁](#) and is met by [time interval₂](#).

CLIF Axiom:

```
(forall ((ti1 "time interval")
      (ti2 "time interval"))
  (if ("time interval1 is properly during time interval2" t2 t1)
    (exists (ti3 "time interval")
      (and
        ("time interval1 starts time interval2" ti3 ti1)
        ("time interval1 meets time interval2" ti3 ti2) ))) )
```

CLIF Axiom:

```
(forall ((ti1 "time interval")
      (ti2 "time interval"))
  (if ("time interval1 is properly during time interval2" t2 t1)
    (exists (ti4 "time interval")
      (and
        ("time interval1 finishes time interval2" ti4 ti1)
        ("time interval1 meets time interval2" ti2 ti4) ))) )
```

OCLE Constraint:

```
context '_time interval'
inv: '_time interval'.allInstances->
  forAll(t2 | t2._'is properly during'(self)
    implies '_time interval'.allInstances
      --> exists(t3 | t3.starts(self) and t3.meets(t2)))
```

OCLE Constraint:

```
context '_time interval'
inv: '_time interval'.allInstances->
  forAll(t2 | t2._'is properly during'(self)
    implies '_time interval'.
      allInstances-> exists(t3 | t3.ends(self) and t2.meets(t3)))
```

Corollary: For each [time interval₁](#) at least one [time interval₂](#) starts [time interval₁](#).

Corollary: For each [time interval₁](#) at least one [time interval₂](#) finishes [time interval₁](#).

8.2.7 Time Interval Intersection

This verb concept generates the intersection of two overlapping [time intervals](#).

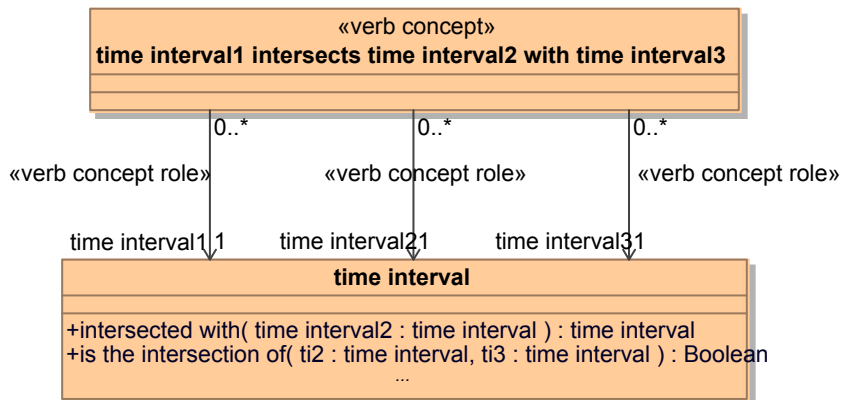


Figure 8.10 - Time Interval Intersection

time interval₁ intersects time interval₂ with time interval₃

Synonymous Form: time interval₁ is the intersection of time interval₂ with time interval₃

Synonymous Form: intersection of time interval₂ with time interval₃

Definition: time interval₁ is part of time interval₂ and time interval₁ is part of time interval₃ and time interval₁ includes each time interval that is part of time interval₂ and time interval₃

CLIF Definition: (forall (t1 t2 t3)
(iff
("time interval1 intersects time interval2 with time interval3"
t1 t2 t3)
(and
("thing1 is part of thing2" t1 t2)
("thing1 is part of thing2" t1 t3)
(forall (t4)
(if (and
("thing1 is part of thing2" t4 t2)
("thing1 is part of thing2" t4 t3))
("thing1 is part of thing2" t4 t1)))
)))

OCL Definition: context _'time interval'
def: _'is intersection of'(t2: _'time interval', t3: _'time interval'):
Boolean =
self._'is part of'(t2) and self._'is part of'(t3) and
_ 'time interval'.allInstances->
forAll(t4 | (t4._'is part of'(t2) and t4._'is part of'(t3))
implies t4._'is part of'(self))

Note: The alternative definitions describe construction of the intersection. Technically, these are corollaries to the Definition

Definition: if time interval₂ is part of time interval₃, then time interval₁ equals time interval₃, and if time interval₃ is part of time interval₂, then time interval₁ equals time interval₂, and if time interval₂ properly overlaps time interval₃, then time interval₁ finishes time interval₂ and time interval₁ starts time interval₃, and if time interval₃ properly overlaps time interval₂, then time interval₁ finishes time interval₃ and time interval₁ starts time interval₂

CLIF Definition: (forall (t1 t2 t3)
(iff
("time interval1 intersects time interval2 with time interval3"
t1 t2 t3)
(and
(if ("thing1 is part of thing2" t2 t3) (=t1 t2))
(if ("thing1 is part of thing2" t3 t2) (=t1 t3))
(if ("time interval1 properly overlaps time interval2" t2 t3)
(and
("time interval1 finishes time interval2" t1 t2)
("time interval1 starts time interval2" t1 t3)))
(if ("time interval1 properly overlaps time interval2" t3 t2)
(and
("time interval1 finishes time interval2" t1 t3)

```

("time interval1 starts time interval2" t1 t2))
)))

```

OCL Definition: context `'time interval'`
 def: `'_is intersection of'`(t2: `'_time interval'`, t3: `'_time interval'`):
 Boolean =
 (t2.includes(t3) implies self.equals(t3)) and
 (t3.includes(t2) implies self.equals(t2)) and
 (t2._'properly overlaps'(t3) implies
 self.finishes(t2) and self.starts(t3)) and
 (t3._'properly overlaps'(t2) implies
 self.finishes(t3) and self.starts(t2))

Example: January 2010 through June 2010 intersects March 2010 through August 2010 with March 2010 through June 2010

Axiom Intersection: For any time intervals t1 and t2 such that t1 *overlaps* t2, there is a time interval t1*t2 that *intersects* t1 *with* t2.

Necessity: *If a time interval₁ overlaps a time interval₂, then some time interval₃ intersects time interval₁ with time interval₂.*

CLIF Axiom: (forall (t1 t2)
 (if
 ("time interval1 overlaps time interval2" t1 t2)
 (exists (t3)
 ("time interval1 intersects time interval2 with time interval3" t3 t1 t2))))

OCL Constraint: context `'time interval'`
 inv: `'_time interval'`.allInstances->forall(t2 |
 self.overlaps(t2) implies
 'time interval'.allInstances->exists(t3 |
 t3._'is intersection of'(self, t2)))

Corollary: For all time intervals t1, t2, and t4, such that t1 *overlaps* t2 and t4 *is part of* t1 and t4 *is part of* t2, t4 *is a part of* t1*t2. That is, t1*t2 is the largest time interval that *is part of* t1 and *part of* t2.

Necessity: *If a time interval₁ intersects a time interval₂ with a time interval₃ and a time interval₄ is part of the time interval₁ and the time interval₄ is part of the time interval₂, then the time interval₄ is part of the time interval₃.*

CLIF Axiom: (forall (t1 t2 t3 t4)
 (if
 (and
 ("time interval1 intersects time interval2 with time interval3" t1 t2 t3)
 ("time interval1 is part of time interval2" t4 t2)
 ("time interval1 is part of time interval2" t4 t1))
 ("time interval1 is part of time interval2" t4 t3))))

OCL Constraint: context `'_time interval'`
 inv: `'_time interval'`.allInstances->
 forall(t2, t3, t4 |
 (self.overlaps(t2) and t4._'is part of'(self) and t4._'is part of'(t2))
 implies
 t4._'is part of'(self._'intersected with'(t2)))

Corollary: For any two time intervals t1 and t2 such that t1 *overlaps* t2, t1*t2 is unique.

Necessity: If a time interval₁ *overlaps* a time interval₂, then the time interval₁ *intersects* a time interval₂ with exactly one time interval₃.

CLIF Axiom:

```
(forall (t1 t2 t3)
  (if
    ("time interval1 intersects time interval2 with time interval3" t3 t1 t2)
    (forall (t4)
      (if
        ("time interval1 intersects time interval2 with time interval3" t4 t1 t2)
        (= t4 t3))))))
```

OCL Constraint:

```
context 'time interval'
inv: '_time interval'.allInstances->forall(t2 |
  self.overlaps(t2) implies
  'time interval'.allInstances->
  isUnique(self._'intersected with'(t2)))
```

Corollary (Intervening): For all time intervals t1 and t2 such that t1 *is properly before* t2, there is a unique time interval t3 such that t1 *meets* t3 and t3 *meets* t2. The intervening time interval t3 is the *intersection* of the start-complement (t5) of t1+t2 (t4), and the end-complement of t1+t2 (t4).

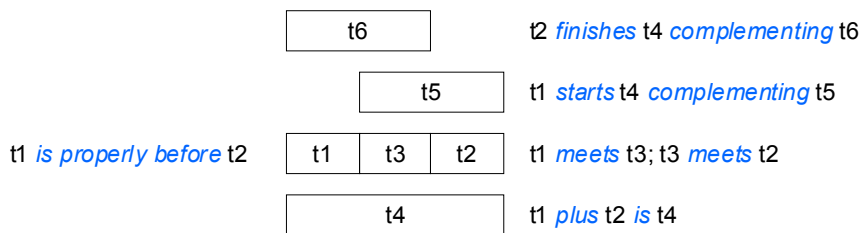


Figure 8.11 - Illustration of ‘Intervening’ Corollary

Necessity: If a time interval₁ *is properly before* a time interval₂ then the time interval₁ *meets* a time interval₃ and the time interval₃ *meets* the time interval₂ and the time interval₁ *plus* the time interval₂ *is* a time interval₄ and the time interval₁ *starts* the time interval₄ *complementing* a time interval₅ and the time interval₂ *finishes* the time interval₄ *complementing* a time interval₆ and the time interval₅ *intersects* the time interval₆ with the time interval₃.

CLIF Axiom:

```
(forall (t1 t2)
  (if ("time interval1 is properly before time interval2" t1 t2)
    (exists (t3 t4 t5 t6)
      (and
        ("time interval1 meets time interval2" t1 t3)
        ("time interval1 meets time interval2" t3 t2)
        ("time interval1 plus time interval2 is time interval3" t1 t2 t4)
        ("time interval1 finishes time interval2 complementing time interval3" t5 t4 t1)
        ("time interval1 starts time interval2 complementing time interval3" t6 t4 t2)
        ("time interval1 intersects time interval2 with time interval3" t3 t6 t5))))))
```

```

OCL Constraint:      context _'time interval'
                    inv: _'time interval'.allInstances->
                      forAll(t2)
                      self._'is properly before'(t2)
                      implies
                      'time interval'.allInstances->
                        exists(t3, t4, t5, t6|
                          self.meets(t3)
                          and t3.meets(t2)
                          and t4 = self.plus(t2)
                          and t5 = t4._'minus starting interval'(self)
                          and t6 = t4._'minus finishing interval'(t2)
                          and t3 = t5._'intersected with'(t6)))

```

8.2.8 Time intervals defined by start and end

The above sections specify mathematical means of defining a time interval as the sum, complement, or intersection of two other time intervals. In practice, a time interval is more commonly defined by specifying when it starts and when it ends. This section introduces two verb concepts that support such a mechanism.

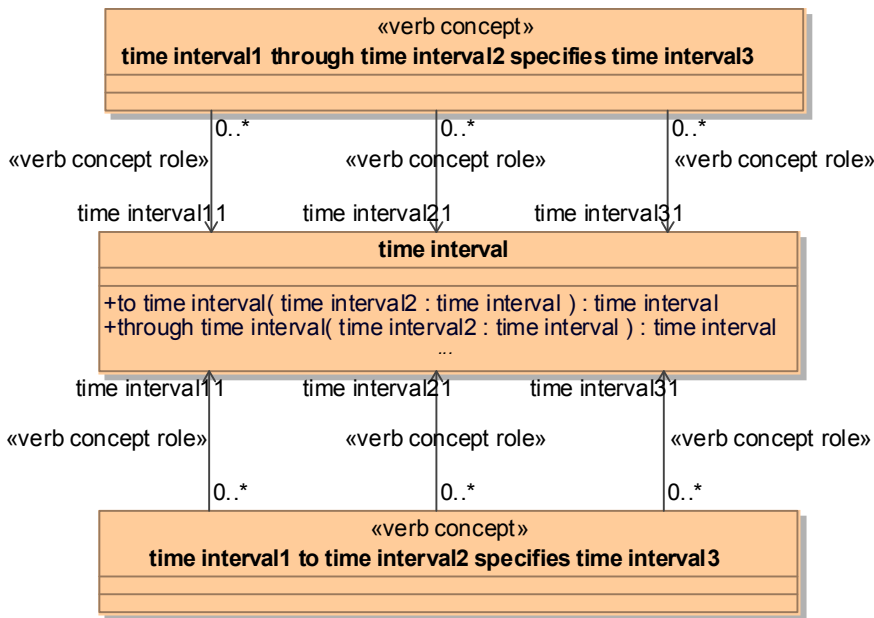


Figure 8.12 - Time intervals defined by start and end

time interval₁ *through* time interval₂ *specifies* time interval₃

Synonymous Form: time interval₁ *through* time interval₂ *is* time interval₃

Synonymous Form: time interval₃ *is from* time interval₁ *through* time interval₂

Definition:	time interval₁ <i>starts before</i> time interval₂ , and time interval₁ <i>starts</i> time interval₃ , and time interval₂ <i>finishes</i> time interval₃
CLIF Definition:	(forall (t1 t2 t3) (iff ("time interval1 through time interval2 specifies time interval3" t1 t2 t3) (and ("time interval1 starts before time interval2" t1 t2) ("time interval1 starts time interval2" t1 t3) ("time interval1 finishes time interval2" t2 t3))))
CLIF Definition:	context '_time interval' def: '_through time interval2 is time interval3' (t2: '_time interval', t3: '_time interval'): Boolean = self._starts before'(t2) and self.starts(t3) and t2.finishes(t3)
Synonymous Form:	time interval₁ <i>through</i> time interval₂
Note:	This is a noun form of the verb concept. It refers to the specified time interval.
CLIF Definition:	(forall (t1 t2 t3) (iff (= t3 ("time interval1 through time interval2" t1 t2)) ("time interval1 through time interval2 specifies time interval3" t1 t2 t3)))
OCL Definition:	context '_time interval' def: '_through time interval' (t2: '_time interval'): '_time interval' = _'time interval'.allInstances->(t3 self.starts(t3) and t2.finishes(t3))
Example:	The time interval that <i>is from</i> 2006 through 2007 has duration 2 years .
Necessity:	For each time interval₁ that <i>starts before</i> a given time interval₂ , <i>exactly one time interval₃</i> <i>is</i> time interval₁ <i>through</i> time interval₂ .
Note:	This follows from the definition.
CLIF Axiom:	(forall (t1 t2) (if ("time interval1 starts before time interval2" t1 t2) (exists (t3) ("time interval1 is time interval2 through time interval3" t3 t1 t2))))
CLIF Axiom:	(forall (t1 t2 t3 t4) (if (and ("time interval1 is time interval2 through time interval3" t3 t1 t2) ("time interval1 is time interval2 through time interval3" t4 t1 t2)) (= t3 t4)))
OCL Constraint:	context '_time interval' inv: '_time interval'.allInstances-> forAll(t2 self._starts before'(t2) implies _'time interval'.allInstances-> one(t3 t3 = self._'through time interval'(t2)))

time interval₁ **to** time interval₂ **specifies** time interval₃

Synonymous Form: time interval₁ **to** time interval₂ **is** time interval₃

Synonymous Form: time interval₃ **is from** time interval₁ **to** time interval₂

Synonymous Form: time interval₃ **is from** time interval₁ **until** time interval₂

Definition: time interval₁ **is before** time interval₂, and
time interval₃ **is** time interval₁ **if** time interval₁ **meets** time interval₂, and
time interval₃ **is the time interval that meets** time interval₂ **and is started by** time interval₁ **if** time interval₁ **is properly before** time interval₂

CLIF Definition: (forall (t1 t2 t3)
(iff
("time interval1 to time interval2 specifies time interval3" t1 t2 t3)
(and
("time interval1 is before time interval2" t1 t2)
(if ("time interval1 meets time interval2" t1 t2)
(= t1 t3))
(if
("time interval1 is properly before time interval2" t1 t2)
(and
("time interval1 starts time interval2" t1 t3)
("time interval1 meets time interval2" t3 t2)
))
)))

OCL Definition: context _'time interval'
def: _'to time interval2 is time interval3'
(t2: _'time interval', t3: _'time interval'): Boolean =
self._'is before'(t2) and
(if self.meets(t2) then t3 = self
else self.starts(t3) and t3.meets(t2))

Synonymous Form: time interval₁ **to** time interval₂

Note: This is a noun form of the verb concept. It refers to the specified time interval.

CLIF Definition: (forall (t1 t2 t3)
(iff (= t3 ("time interval1 to time interval2" t1 t2))
("time interval1 to time interval2 specifies time interval3"
t1 t2 t3))

OCL Definition: context _'time interval'
def: _'to time interval' (t2: _'time interval'): _'time interval' =
if (not (self._'is before'(t2)) then null
else if (self.meets(t2)) then self
else _'time interval'.allInstances->
forall(t3 | t3.meets(t2)and self.starts(t3))

Note: Contrast '*through*' with '*to*.' '*through*' is inclusive of time interval₂, while '*to*' is exclusive of time interval₂.

Example: The time interval "2006" **to** "2007" has duration 1 year.

Necessity: For each time interval₁ that **is before** a given time interval₂, exactly one time interval₃ **is** time interval₁ **to** time interval₂.

Note: This follows from the definition.

CLIF Axiom: (forall (t1 t2)
 (if ("time interval1 is before time interval2" t1 t2)
 (exists (t3)
 ("time interval1 is time interval2 to time interval3"
 t3 t1 t2))))

CLIF Axiom: (forall (t1 t2 t3 t4)
 (if (and
 ("time interval1 is time interval2 to time interval3"
 t3 t1 t2)
 ("time interval1 is time interval2 to time interval3"
 t4 t1 t2))
 (= t3 t4)))

OCL Constraint: context '_time interval'
 inv: '_time interval'.allInstances->
 forAll(t2 |
 self.before(t2) implies
 '_time interval'.allInstances->
 one(t3 | t3 = self._'to time interval'(t2)))

8.2.9 Indefinite time intervals

Indefinite time intervals provide the basis for describing time intervals that extend indefinitely into the past or the future. One example is a British bond of the 1910s that pays interest “in perpetuity.”

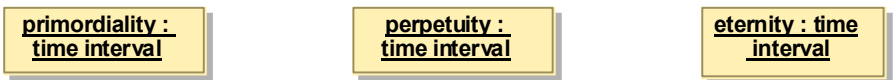


Figure 8.13 - primordially, perpetuity, and eternity

eternity

Synonym: forever

Definition: the time interval that includes each time interval

CLIF Definition: (forall (t) (iff (= t eternity)
 (and
 ("time interval" t)
 (forall (ti2) (iff ("time interval" ti2) ("is part of" ti2 t)))
)))

OCL Constraint: context '_time interval'
 inv: self.'is part of'(eternity)

Description: The time interval that extends across the entire Time Axis.

Note: eternity is an individual concept because there can be only one such time interval.

Note: eternity is not the same thing as the Time Axis, even though it ‘covers’ the Time Axis.

primordality

- Definition: [the time interval that is before each time interval that is not primordality or eternity](#)
- Description: The [time interval](#) that is at the beginning of time, or at least so far back in time that it is before all interesting time intervals.
- CLIF Definition: (forall (t)
(iff (= t primordality)
(and
("time interval" t)
(forall (ti2) (or
(= ti2 primordality)
(= ti2 eternity)
("time interval1 is before time interval2" t ti2))))))
- OCL Constraint: context 'time interval'
inv: self = primordality or self = eternity
or primordality._'is before'(self)
- Note: [primordality](#) is an individual concept. There can be only one [time interval](#) that *is before* every other [time interval](#).
- Note: This concept can be used in formulations such as "[primordality through current day](#)" to define [time intervals](#) that began at some indefinite time in the past. Tools may choose to support a convenient syntax such as "until [today](#)".
- Example: "[primordality to 2005](#)" meaning "until [2005](#)".
- Note: [primordality](#) has a [duration](#) but it is not known.
- Necessity: [primordality starts eternity](#).
- Note: This follows from the definitions. No part of [eternity](#) can be before [primordality](#).

perpetuity

- Definition: [the time interval that is after each time interval that is not perpetuity or eternity](#)
- Description: The [time interval](#) that is at the end of time, or at least so far forward in time that it is after all interesting time intervals.
- CLIF Definition: (forall (t)
(iff (= t perpetuity)
(and
("time interval" t)
(forall (ti2) (or
(= ti2 perpetuity)
(= ti2 eternity)
("time interval1 is before time interval2" ti2 t))))))
- OCL Constraint: context 'time interval'
inv: self = perpetuity or self = eternity
or self._'is before'(perpetuity)
- Note: [perpetuity](#) is an individual concept. There can be only one [time interval](#) that *is after* every other [time interval](#).
- Note: This concept can be used in formulations such as "[2012 through perpetuity](#)" to define [time intervals](#) that extend indefinitely into the future. Tools may choose to support a convenient syntax such as "after [2012](#)".
- Example: "Contract signing [through perpetuity](#)" meaning "after the contract signing".

- Note: [perpetuity](#) has a [duration](#) but it is not known.
- Necessity: [perpetuity finishes eternity](#).
- Note: This follows from the definitions. No part of [eternity](#) can be after [perpetuity](#).

8.3 Durations

A second foundational temporal concept is ‘[duration](#),’ the amount of time in a [time interval](#). This clause presents various properties of ‘[duration](#)’ and of the relationship between ‘[duration](#)’ and ‘[time interval](#)’.

[duration](#)

- Synonym: [time](#)
- Definition: [base quantity](#) of the International System of Quantities, used for measuring [time intervals](#)
- Note: [Duration](#) is a [quantity kind](#), whose instances are [quantities](#) of time. Each [duration](#) is an equivalence class of [particular durations](#): a [duration](#) equals all the measurements for the same amount of time.
- Note: ‘[Duration](#)’ is a different concept from ‘[duration value](#)’. ‘[Duration](#)’ is the amount of time in a [time interval](#). ‘[Duration value](#)’ is a quantification of ‘[duration](#)’ in terms of a [time unit](#). There is a one-to-many relationship between [durations](#) and [duration values](#). For example, the same [duration](#) may be quantified as any of the [duration values](#) “[1 hour](#)”, or “[60 minutes](#)”, or “[3600 seconds](#)”.
- Reference Scheme: a [precise atomic duration value](#) that [quantifies the duration](#)
- Source: [ISO/IEC 80000-3]

8.3.1 Duration Ordering

‘Duration’ has relationships, ‘=’, ‘ \leq ’, and ‘<’ with the following properties. These relationships neither follow from nor entail the duration properties defined in the next clause. The four axioms defined in this section, taken together, define a total ordering on ‘duration’.

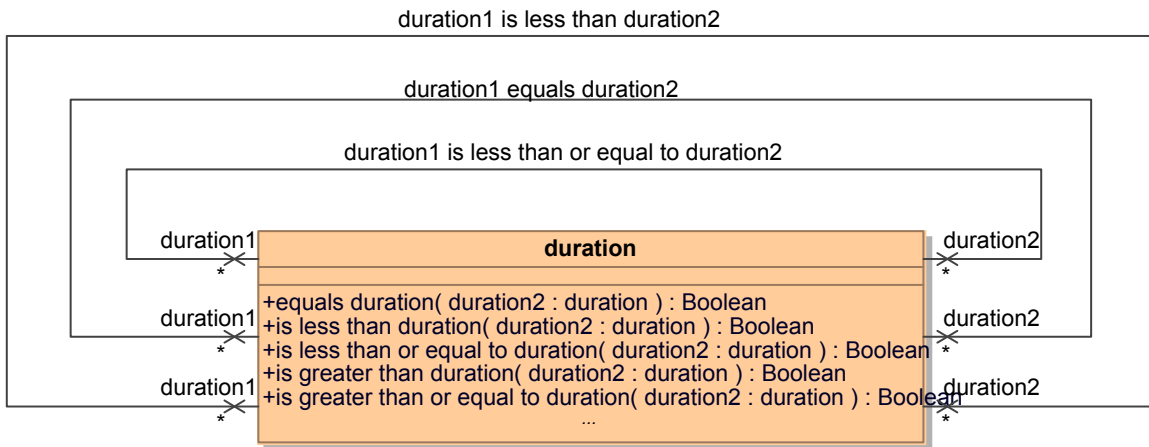


Figure 8.14 - Duration Ordering

duration₁ is less than or equal to duration₂

Synonymous Form: duration₁ ≤ duration₂

Synonymous Form: duration₂ ≥ duration₁

Synonymous Form: duration₂ is greater than or equal to duration₁

Definition: A total ordering on quantities of time.

Note: This is a primitive concept.

Example: Two runners start a race at the same time. The duration of the run of one runner is less than or equal to the duration of the run of the other runner.

duration₁ equals duration₂

Synonymous Form: duration₁ = duration₂

Definition: duration₁ ≤ duration₂ and duration₂ ≤ duration₁

Example: Two runners start and complete a race at the same time. The duration of the run of one runner is equal to the duration of the run of the other runner.

Axiom O.1 (Reflexive): If d1 is a duration, then d1 ≤ d1.

Necessity: Each duration ≤ the duration.

CLIF Axiom: (forall ((d1 duration))
("duration ≤ duration" d1 d1))

OCL Constraint: context duration
inv: self._'is less or equal'(self)

Axiom O.2 (Total): If d1 and d2 are durations, then either d1 ≤ d2 or d2 ≤ d1.

Necessity: Each duration₁ ≤ each duration₂ or duration₂ ≤ duration₁.

CLIF Axiom: (forall ((d1 duration) (d2 duration))
(or
("duration ≤ duration" d1 d2)
("duration ≤ duration" d2 d1)))

OCL Constraint: context duration
inv: duration.allInstances->forAll(d2 |
self._'is less or equal'(d2)
or d2._'is less or equal'(self)

Axiom O.3 (Antisymmetric): If d1 and d2 are durations, and d1 ≤ d2 and d2 ≤ d1, then d1 = d2.

Necessity: If some duration₁ ≤ some duration₂ and the duration₂ ≤ the duration₁, then the duration₁ equals the duration₂.

CLIF Axiom: (forall ((d1 duration) (d2 duration))
(if (and
("duration ≤ duration" d1 d2)
("duration ≤ duration" d2 d1))
(= d1 d2)))

OCL Constraint: context duration
inv: duration.allInstances->forAll(d2 |
self._'is less or equal'(d2)

and d2._'is less or equal'(self)
implies self = d2)

Axiom O.4 (Transitive): If d1, d2, d3 are durations , and $d1 \leq d2$ and $d2 \leq d3$, then $d1 \leq d3$.

Necessity: **If some duration₁ \leq some duration₂ and the duration₂ \leq the duration₃ then the duration₁ \leq the duration₃.**

CLIF Axiom: (forall ((d1 duration) (d2 duration) (d3 duration))
(if (and
("duration \leq duration" d1 d2)
("duration \leq duration" d2 d3))
("duration \leq duration" d1 d3)))

OCL Constraint: context duration
inv: duration.allInstances->forall(d2, d3 |
self._'is less or equal'(d2)
and d2._'is less or equal'(d3)
implies self._'is less or equal'(d3))

Corollary (Equals is transitive): If d1, d2, d3 are durations , and $d1 = d2$ and $d2 = d3$, then $d1 = d3$.

Necessity: **If some duration₁ = some duration₂ and the duration₂ = some duration₃ then the duration₁ = the duration₃.**

CLIF Axiom: (forall (d1 d2 d3)
(if (and
("duration = duration" d1 d2)
("duration = duration" d2 d3))
("duration = duration" d1 d3)))

OCL Constraint: context duration
inv: duration.allInstances->forall(d2, d3 |
self._equals(d2) and d2.equals(d3)
implies self.equals(d3))

duration₁ is less than duration₂

Synonymous Form: duration₁ < duration₂

Synonymous Form: duration₂ > duration₁

Synonymous Form: duration₂ is greater than duration₁

Definition: duration₁ \leq duration₂ and duration₁ does not equal duration₂

Example: Two runners start a race at the same time. The duration of the run of the first runner to cross the finish line is less than the duration of the run of the other runner.

CLIF Definition: (forall ((d1 duration) (d2 duration))
(iff ("duration < duration" d1 d2)
(and
("duration \leq duration" d1 d2)
(not (= d2 d1))))))

OCL Definition: context duration
def: _'is less than'(d2: duration): Boolean =
self._'is less or equal'(d2)
and not self.equals(d2)

8.3.2 Duration Operations

From a mathematical point of view, the extension of ‘[duration](#)’ is a vector space over the real numbers. That is, two operations – addition and scalar multiplication – are defined on [durations](#). They operations obey the following axioms:

Axiom V.1 (Addition is Closed): If d_1 and d_2 are [durations](#), then $d_1 + d_2$ is a [duration](#).

Axiom V.2 (Addition is Associative): If d_1, d_2, d_3 are [durations](#), then $(d_1 + d_2) + d_3 = d_1 + (d_2 + d_3)$.

Axiom V.3 (Addition is Commutative): If d_1 and d_2 are [durations](#), then $d_1 + d_2 = d_2 + d_1$.

Axiom V.4 (Additive Identity): There is a [duration](#) D_0 such that, for every [duration](#) d_1 , $d_1 + D_0 = d_1$.

Axiom V.5 (Additive Inverse): For each [duration](#) d_1 , there is a [duration](#) d_2 , such that $d_1 + d_2 = D_0$.

Note: The existence of the inverse ($-d_1$) is a mathematical necessity for the vector space. Whether it has physical meaning is quite another thing entirely.

Axiom V.6 (Scalar multiplication is closed): if d_1 is a [duration](#) and n_1 is a [number](#), $n_1 * d_1$ is a [duration](#).

Axiom V.7 (Scalar multiplication is distributive over [durations](#)): if d_1 and d_2 are [durations](#) and n_1 is a real number, $n_1 * (d_1 + d_2) = (n_1 * d_1) + (n_1 * d_2)$

Axiom V.8 (Scalar multiplication is distributive over reals): if d_1 is a [duration](#), and n_1 and n_2 are [numbers](#), $(n_1 + n_2) * d_1 = n_1 * d_1 + n_2 * d_1$.

Corollary: For all [durations](#) d_1 , $0 * d_1 = D_0$

Corollary: If n_1 is a [number](#) and d_1 is a [duration](#), then $n_1 * d_1 = D_0$ iff $n_1 = 0$ or $d_1 = D_0$

Corollary (Ratio): If d_1 and d_2 are [durations](#) and not $d_2 = D_0$, then there exists a [number](#) n_1 such that $d_2 = n_1 * d_1$. We call n_1 the “ratio of d_2 to d_1 .”

Note that the above does not depend on the concept ‘[time unit](#).’ In fact, the usefulness of ‘[time unit](#)’ depends on this property.

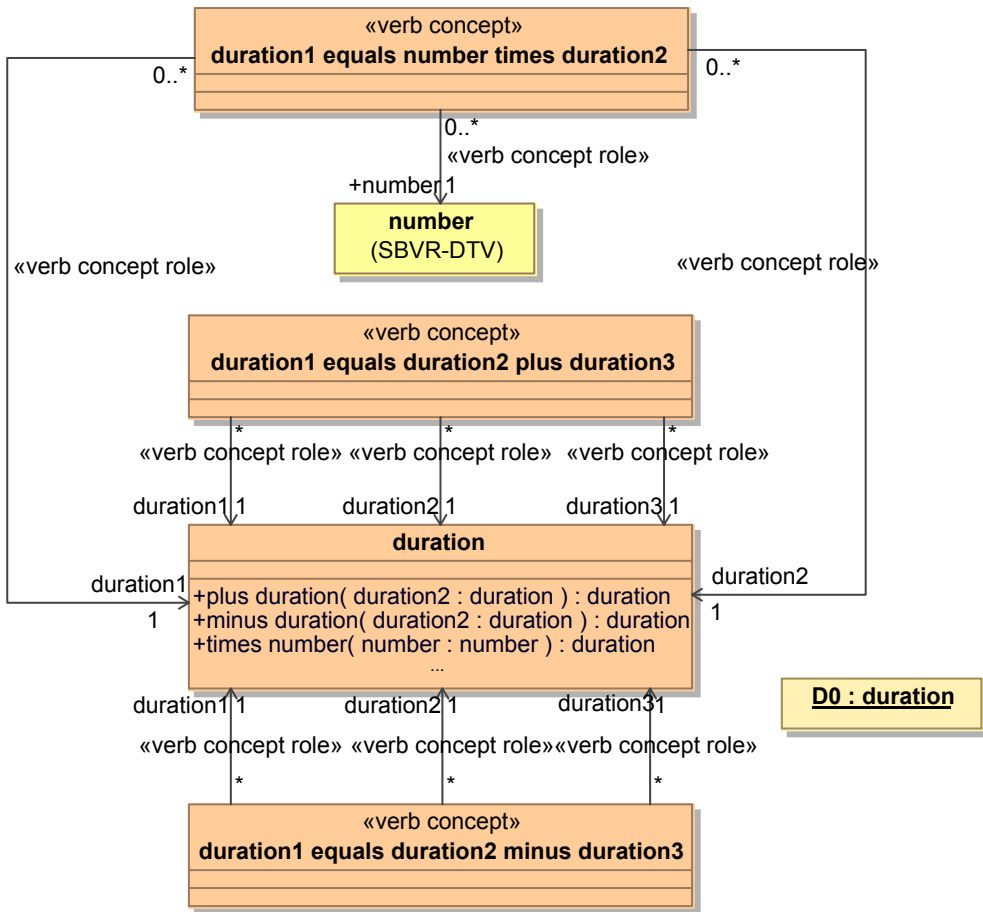


Figure 8.15 - Duration Operations

duration₃ equals duration₁ plus duration₂

Synonymous Form: duration₃ = duration₁ plus duration₂

Synonymous Form: duration₁ plus duration₂ gives duration₃

Synonymous Form: duration₁ + duration₂ gives duration₃

Synonymous Form: duration₁ plus duration₂

Synonymous Form: duration₁ + duration₂

Note: This is a "ground concept" that cannot be defined in terms of other concepts.

Example: Some race consists of a run and a swim. For each racer, the duration of the race is the duration of the run plus the duration of the swim.

Note: The following definition defines the CLIF duration addition function in terms of the verb concept. The verb concept is primitive and has no formal definition.

CLIF Definition: (forall ((d1 duration) (d2 duration) d3)
 (iff
 (= d3 (+ d1 d2)))


```
(and
  (duration d3)
  ("duration3 = duration1 + duration2" d3 d1 d2 )))
```

Axiom V.1 (Addition is closed): For all durations d1 and d2, there is a duration d3 such that $d3 = d1 + d2$.

Necessity: For each duration₁ and each duration₂ some duration₃ equals duration₁ plus duration₂.

CLIF Axiom: (forall ((d1 duration) (d2 duration))
(exists (d3 duration)
(= d3 (+ d1 d2))))

OCL Constraint: context duration
inv: duration->allInstances(forAll d2 |
duration->allInstances(exists d3 | d3 = self.plus(d2)))

Corollary: The sum of two durations is unique.

Necessity: For each duration₁ and each duration₂ exactly one duration₃ equals duration₁ plus duration₂.

This follows from the transitivity of equality of durations in 8.3.1.

Axiom V.2 (Addition is Associative): If d1, d2, d3 are durations, then $(d1 + d2) + d3 = d1 + (d2 + d3)$.

Necessity: If a duration₄ equals a duration₁ plus a duration₂, and a duration₅ equals duration₄ plus duration₃, and a duration₆ equals duration₂ plus duration₃, then duration₅ equals duration₁ plus duration₆.

CLIF Axiom: (forall ((d1 duration) (d2 duration) (d3 duration))
(= (+ (+ d1 d2) d3) (+ d1 (+ d2 d3))))

OCL Constraint: context duration
inv: duration.allInstances->
forAll(d2, d3 |
(self._'plus duration'(d2)
._'plus duration'(d3))
.equals(self._'plus duration'
(d2._'plus duration'(d3))))

Axiom V.3 (Addition is Commutative): If d1 and d2 are durations, then $d1 + d2 = d2 + d1$.

Necessity: Each duration₁ plus duration₂ equals duration₂ plus duration₁.

CLIF Axiom: (forall ((d1 duration))
(exists ((d2 duration))
(= (+ d2 d1) (+ d1 d2))))

OCL Constraint: context duration
inv: duration.allInstances->forAll(d2 |
self._'plus duration'(d2).equals
(d2._'plus duration'(self)))

Axiom V.4 (Additive Identity): There is a duration D0 such that, for every duration d1, $d1 + D0 = d1$.

D0

Synonym:	zero duration
Definition:	duration that is the additive identity whose existence is required by Axiom V.4.
Necessity:	Each duration plus <u>D0</u> = the duration .
CLIF Axiom:	(and (duration D0) (forall (d duration) (= (+ d D0) d)))
OCL Constraint:	context duration inv: self = self.'plus duration'(D0)
Note:	Declaring the individual concept (a logical “constant”) asserts its existence.
Note:	D0 is unique. The uniqueness of D0 follows from the definition and the commutative axiom (V.3): If there is some other Dx such that $d + Dx = d$ for all durations d, then $D0 + Dx = D0$, but $D0 + Dx = Dx + D0$ and $Dx + D0 = Dx$, by definition of D0.

duration₃ equals duration₁ minus duration₂

Synonymous Form:	duration₃ = duration₁ - duration₂
Synonymous Form:	duration₁ minus duration₂ gives duration₃
Synonymous Form:	duration₁ - duration₂ gives duration₃
Synonymous Form:	duration₁ minus duration₂
Synonymous Form:	duration₁ - duration₂
Definition:	duration₁ equals duration₃ plus duration₂
Note:	There are no time intervals with negative durations , but negative durations can arise when subtracting one duration from another duration . In common usage, a negative duration is a combination of a direction and a magnitude.
Example:	A business process consists of task A immediately followed by task B. In any instance of the business process, the duration of task B is the duration of the entire business process minus the duration of task A.
CLIF Definition:	(forall ((d1 duration) (d2 duration) d3) (iff (= d3 (- d1 d2)) (and (duration d3) ("duration3 = duration1 - duration2" d3 d1 d2))))

Axiom V.5 (Additive Inverse): For each [duration](#) d1, there is a [duration](#) d2, such that $d1 + d2 = D0$.

Necessity:	<u>D0</u> equals each duration₁ plus some duration₂ .
CLIF Axiom:	(forall ((d1 duration)) (exists ((d2 duration)) (= D0 (+ d1 d2))))
OCL Constraint:	context duration inv: duration.allInstances->exists(d2 D0 = self + d2)

duration₂ equals number times duration₁

Synonymous Form: duration₂ equals duration₁ times number

Synonymous Form: duration₂ = number * duration₁

Synonymous Form: duration₂ = duration₁ * number

Definition: duration₂ is the result of duration₁ plus duration₁, repeated number times

Example: 50 seconds equals 50 times 1 second

Note: The following are noun forms of the above verb concept.

Synonymous Form: number times duration₁

Synonymous Form: duration₁ times number

Synonymous Form: number * duration₁

Synonymous Form: duration₁ * number

CLIF Definition: (forall ((d1 duration) (n number) d2)
(iff
(= d2 (times n d1))
(and
(duration d2)
("duration2 = number times duration1" d2 n d1))))

Axiom V.6 (Scalar multiplication is closed): if d1 is a duration and n1 is a number, n1 * d1 is a duration.

Necessity: For each number and each duration₁, some duration₂ is number times duration₁.

CLIF Axiom: (forall ((n1 number) (d1 duration))
(exists ((d2 duration))
(= d2 (times n1 d1))))

OCL Constraint: context duration
inv: Integer.allInstances->forall(n |
self._'times number'(n)
.oclIsKindOf(duration))

Corollary: The product of a number and a duration is unique.

Necessity: For each duration₁ and each number exactly one duration₂ equals number times duration₁.

This follows from the transitivity of equality of durations in 8.3.1.

Axiom V.7 (Scalar multiplication is distributive over durations): if d1 and d2 are durations and n1 is a number, n1 * (d1 + d2) = (n1 * d1) + (n1 * d2)

Necessity: If a duration₃ equals a number₁ times (a duration₁ plus a duration₂) then duration₃ equals (number₁ times duration₁) plus (number₁ times duration₂).

CLIF Axiom: (forall ((d1 duration) (d2 duration)
(d3 duration) (n1 number))
(if (= d3 (times n1 (+ d1 d2)))
(= d3 (+ (* n1 d1) (times n1 d2)))))

OCL Constraint: context duration
inv: duration.allInstances->forall(d2 |
Integer.allInstances->forall(n |

```

self._'plus duration'(d2)
._'times number'(n).equals(
  self._'times number'(n)
  .self._'plus duration'(
    d2._'times number'(n))))

```

Axiom V.8 (Scalar multiplication is distributive over reals): if $d1$ is a [duration](#), and $n1$ and $n2$ are [numbers](#), $(n1 + n2) * d1 = n1 * d1 + n2 * d1$.

Necessity: *If a [number](#)₁ plus a [number](#)₂ times a [duration](#)₁ equals a [duration](#)₂, then [duration](#)₂ equals [number](#)₁ times [duration](#)₁ plus [number](#)₂ times [duration](#)₁.*

CLIF Axiom: (forall ((d1 duration) (n1 number) (n2 number))
 (= (times (+ n1 n2) d1) (+ (times n1 d1) (times n2 d1))))

OCL Constraint: context duration
 inv: Integer.allInstances->
 forAll(n1, n2 |
 self._'times number'(n1 + n2).equals(
 self._'times number'(n1)._'plus duration'
 (self._'times number'(n2))))

Corollary: For all [durations](#) $d1$, $0 * d1 = \underline{D0}$.

Necessity: *$\underline{D0}$ equals 0 times each [duration](#)₁.*

CLIF Axiom: (forall ((d1 duration))
 (* 0 d1 D0))

OCL Constraint: context duration
 inv: self._'times duration' = D0

Corollary: If $n1$ is a [number](#) and $d1$ is a [duration](#), then $n1 * d1 = D0$ iff $n1 = 0$ or $d1 = D0$.

Necessity: *$\underline{D0}$ equals a [number](#)₁ times a [duration](#)₁ if and only if [number](#)₁ equals 0 or [duration](#)₁ equals $\underline{D0}$.*

CLIF Axiom: (forall ((n1 number) (d1 duration))
 (iff (= D0 (* n1 d1))
 (or
 (= n1 0)
 (= d1 D0))))

OCL Constraint: context duration
 inv: Integer.allInstances->forAll(n |
 (self._'times number'(n) = D0) eqv (self = D0 or n = 0))

Corollary (Ratio): If $d1$ and $d2$ are [durations](#) and not $d2 = D0$, then there exists a [number](#) $n1$ such that $d2 = n1 * d1$.

Necessity: *If a [duration](#)₁ does not equal $\underline{D0}$, then a [duration](#)₂ equals a [number](#)₁ times [duration](#)₁.*

CLIF Axiom: (forall ((d1 duration))
 (if (not (= d1 D0))
 (exists ((d2 duration) (n1 number))
 (* d1 n1 d2))))

OCL Constraint: context duration
 inv: if (not (self = D0)) then

```
self.duration.allInstances->forall(d |
  Integer.allInstances->exists(n |
    self._'times number'(n) = d) )
```

8.3.3 Relationships between 'Duration' and 'Time Interval'

The intent of the 'duration' concept is to measure [time intervals](#), but the model presented above is a mathematical abstraction that does not depend on [time intervals](#) for its properties. What makes it useful is the following set of relationships between [durations](#) and [time intervals](#).

Each [time interval](#) has a unique [duration](#) attribute that is a measure of its size, i.e., the amount of time the [time interval](#) occupies. This attribute is mathematically a function that maps [time intervals](#) into [durations](#). This mapping function is sometimes called the "range" of a [time interval](#), and some times called the "measure" of a [time interval](#). Following SBVR practice, this specification calls it the [duration of a time interval](#). This sub clause describes the only special cases in which the [durations](#) of constructed [time intervals](#) are well-defined.

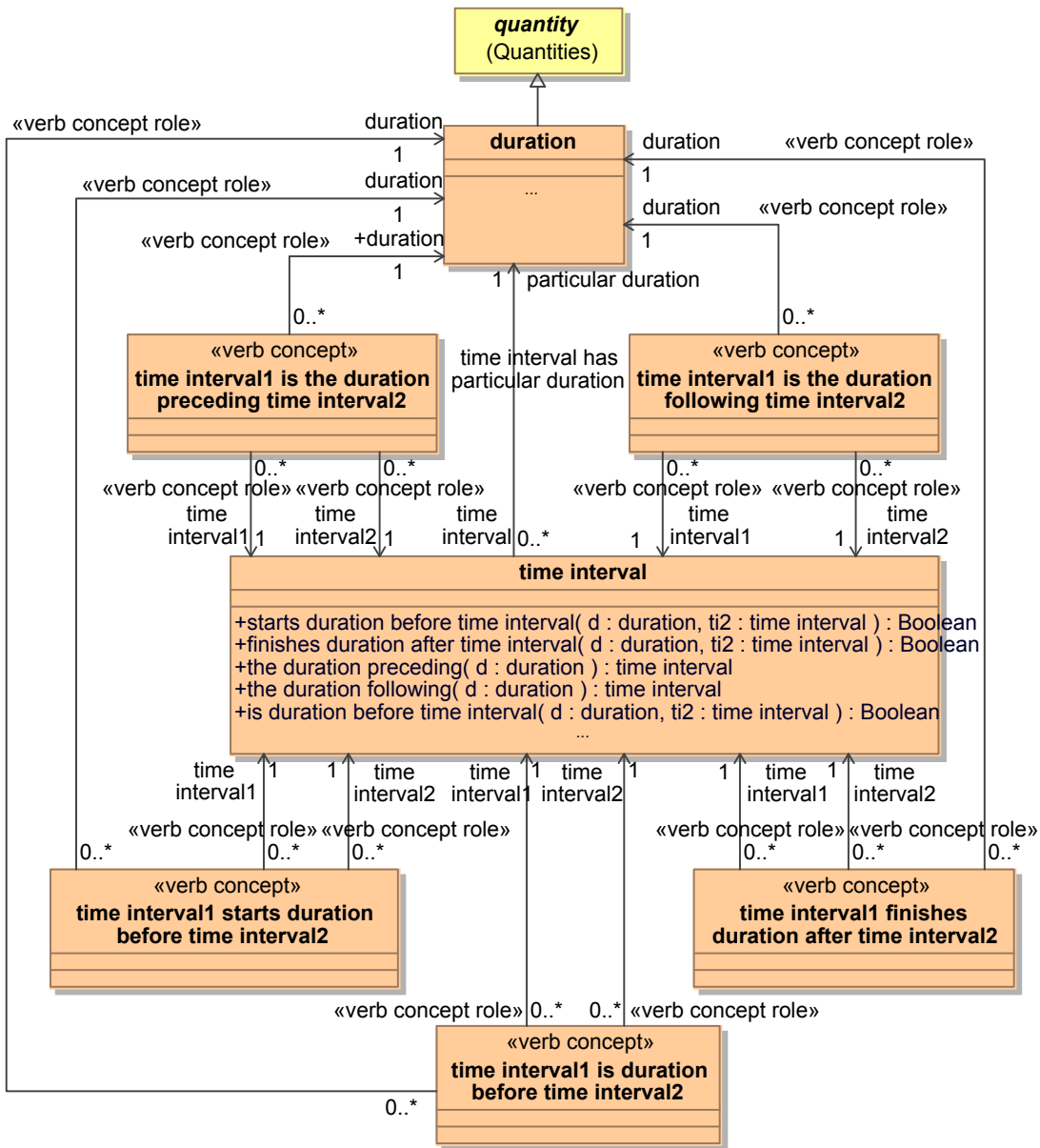


Figure 8.16 - Relationships between 'Duration' and 'Time Interval'

particular duration

- Concept Type: [role](#)
- General Concept: [duration](#)
- Definition: the amount of time in a given time interval
- Note: [particular duration](#) is an instance of [particular quantity](#) whose values are of the [quantity kind](#) 'duration'.
- Example: [Particular duration](#) of a particular meeting.

time interval has particular duration

Synonymous Form: [particular duration of time interval](#)

Synonymous Form: [time interval has duration](#)

Synonymous Form: [duration of time interval](#)

Definition: the [particular duration](#) is the [duration](#) that is the amount of time in the [time interval](#)

Note: This is a primitive concept. It is the fundamental relationship between time intervals and durations. It has no formal definition. But there is a corresponding CLIF function, and a corresponding UML operation, and they can be formally defined in terms of the primitive verb concept.

CLIF Definition: (forall (d ti) (iff
(= d ("duration of time interval" ti))
(and
("time interval" ti) (duration d)
("time interval has duration" ti d))))

Example: The [duration](#) of Henry V's life is given by the [duration value](#) "[35 years](#)."

CLIF Axiom: (forall (t d)
(if ("time interval has duration" t d)
(and ("time interval" t) (duration d))))

CLIF Definition: (forall (t d)
(iff (= ("duration of" t) d)
("time interval has duration" t d)))

Axiom D.1: Each [time interval](#) has exactly one [duration](#).

Necessity: [Each time interval has exactly one duration](#).

CLIF Axiom: (forall ((t "time interval") (d1 duration) (d2 duration))
(if (and ("time interval has duration" t d1)
("time interval has duration" t d2))
(= d1 d2)))

OCL Constraint: context '_time interval'
inv: self._'particular duration'-.>size() = 1

Axiom D.2: Every [time interval](#) has a positive [duration](#).

Necessity: [The duration of each time interval is greater than D0](#).

CLIF Axiom: (forall ((t "time interval"))
(> ("duration of" t) D0))

OCL Constraint: context '_time interval'
inv: self.duration > D0

Corollary: No [time interval](#) has [duration D0](#).

Necessity: [The duration of no time interval equals D0](#).

CLIF Axiom: (forall ((t "time interval"))
(not (= ("duration of" t) D0)))

OCL Constraint: context '_time interval'
inv: not self.duration = D0

Corollary: No [time interval](#) has a [duration](#) that is the additive inverse of the [duration](#) of any [time interval](#). Thus, the vector space '[duration](#)' is larger than the image of the [time intervals](#).

Necessity: For each [time interval](#)₁ there is no [time interval](#)₂ such that the [duration of time interval](#)₁ plus the [duration of time interval](#)₂ equals D0.

CLIF Axiom: (not (exists ((t1 t2)
("duration3 = duration1 plus duration2"
D0 ("duration of time interval" t1) ("duration of time interval" t2))))

OCL Constraint: context `_ 'time interval'`
inv: `_ 'time interval'.allInstances->forall(t2 |
not ((self.duration() + t2.duration()) = D0))`

Axiom D.3: If t1 and t2 are [time intervals](#) such that t1 is a *part of* t2, then $D(t1) \leq D(t2)$.

Necessity: For each [time interval](#)₁ and each [time interval](#)₂ that is a *part of* [time interval](#)₁, the [duration of time interval](#)₂ is less than or equal to the [duration of time interval](#)₁.

CLIF Axiom: (forall (t1 t2)
(if ("time interval1 is part of time interval2" t1 t2)
("duration duration" ("duration of" t1) ("duration of" t2))))

OCL Constraint: context `_ 'time interval'`
inv: `_ 'time interval'.allInstances->forall(t2 |
self._'is part of'(t2)
implies self._'particular duration'._'is less than'(d2._'particular duration'))`

Axiom D.4: If t1 and t2 are [time intervals](#) such that t1 meets t2, $D(t1+t2) = D(t1) + D(t2)$.

Necessity: For each [time interval](#)₁ and each [time interval](#)₂ that *meets a* [time interval](#)₁, the [duration of time interval](#)₁ plus [time interval](#)₂ is equal to the [duration of time interval](#)₁ plus the [duration of time interval](#)₂.

CLIF Axiom: (forall (t1 t2 t3)
(if (and
("time interval1 meets time interval2" t1 t2)
("time interval3 equals time interval1 plus time interval2" t3 t1 t2))
(= (+ ("duration of" t1) ("duration of" t2)) ("duration of" t3))))

OCL Constraint: context `_ 'time interval'`
inv: `_ 'time interval'.allInstances->forall(t2 |
self.meets(t2)
implies self.plus(t2)._'particular duration'
.equals(self._'particular duration'
._'plus duration'(t2._'particular duration'))`

Corollary: If t1, t2, and t3 are [time intervals](#) such that t1 *starts* t2 *complementing* t3, then $D(t1) = D(t2) - D(t3)$.

Necessity: For each [time interval](#)₂ and each [time interval](#)₃ that *finishes* [time interval](#)₂, the [duration of the time interval](#)₁ that *starts* [time interval](#)₂ *complementing* [time interval](#)₃ is equal to the [duration of time interval](#)₂ minus the [duration of time interval](#)₃.

CLIF Axiom: (forall (t1 t2 t3)
(if ("time interval1 starts time interval2 complementing time interval3" t1 t2 t3)
(= ("duration of" t1) (- ("duration of" t2) ("duration of" t3))))

OCL Constraint: context `_ 'time interval'`
inv: `_ 'time interval'.allInstances->forall(t2 |
self.starts(t2)`

implies t2._'minus starting interval'(self)._'particular duration'.equals(
t2._'particular duration'._'minus duration'(self._'particular duration'))))

Corollary: If t1 and t2 are time intervals such that t1 *finishes* t2 *complementing* t3, then $D(t1) = D(t2) - D(t3)$.

Necessity: For each time interval₂ and each time interval₃ that *starts* time interval₂, the duration of the time interval₁ that *finishes* time interval₂ *complementing* time interval₃ is equal to the duration of time interval₂ *minus* the duration of time interval₃.

CLIF Axiom: (forall (t1 t2 t3)
(if ("time interval1 finishes time interval2 complementing time interval3" t1 t2 t3)
(= ("duration of" t1) (- ("duration of" t2) ("duration of" t3))))))

OCL Constraint: context _'time interval'
inv: _'time interval'.allInstances->forall(t2 |
self.finishes(t2)
implies t2._'minus finishing interval'(self)._'particular duration'.equals(
t2._'particular duration'._'minus duration'(self._'particular duration'))))

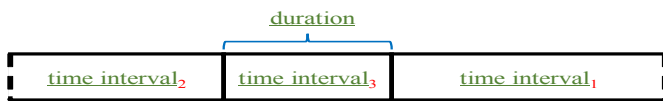


Figure 8.17 - time interval₂ is duration before time interval₁

time interval₂ is duration before time interval₁

Synonymous Form: time interval₂ is duration after time interval₁

Synonymous Form: time interval₁ ends duration before time interval₂

Synonymous Form: time interval₂ starts duration after time interval₁

Synonymous Form: duration is between time interval₁ and time interval₂

Definition: time interval₁ meets some time interval₃ that has the duration and meets time interval₂

Description: The end of one time interval is duration before the start of the other time interval.

Necessity: Each duration that is between a time interval₁ and a time interval₂ is greater than or equal to D0.

Example: A time interval that "10:55" refers to is the duration that is quantified by "7 minutes" before a time interval that "11:02" refers to.

CLIF Definition: (forall (t1 t2 d)
(iff ("time interval2 is duration before time interval1" t1 d t2)
(and
("time interval" t1)
("time interval" t2)
(duration d)
("time interval1 is before time interval2" t2 t1)
(exists ("time interval" t3)
(and
("time interval1 meets time interval2" t2 t3)

```

("time interval1 meets time interval2" t3 t1)
("duration1 equals duration2" d
 ("time interval has particular duration" t3)) ))))

```

OCL Definition:

```

context _'time interval'
def: _'is duration before' (d: duration): _'time interval' =
  _'time interval'.allInstances->
    exists(t2, t3 |
      t2._'is before'(self)
      and t2.meets(t3)
      and t3.meets(self)
      and t3._'particular duration'.equals(d))

```

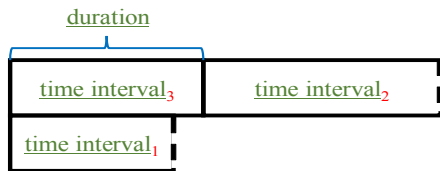


Figure 8.18 - time interval₁ starts duration before time interval₂

time interval₁ starts duration before time interval₂

Definition: time interval₁ starts with the time interval₃ that has the duration and meets time interval₂

Description: The start of one time interval is duration before the start of the other time interval.

Note: This says nothing about the relationship between time interval₂ and the end of time interval₁

CLIF Definition: (forall (t1 t2 d)
 (iff ("time interval1 starts duration before time interval2" t1 d t2)
 (and
 ("time interval" t1) ("time interval" t2) (duration d)
 (exists (t3 "time interval")
 (and
 ("time interval1 meets time interval2" t3 t2)
 ("time interval1 starts with time interval2" t1 t3)
 ("time interval has duration" t3 d)))))))

OCL Definition: context _'time interval'
 def: _'starts duration before'(d: duration, t2: _'time interval'):Boolean =
 _'time interval'.allInstances->
 exists(t3 |
 self._'starts with'(t3)
 and t3.meets(t2)
 and t3._'particular duration'.equals(d))

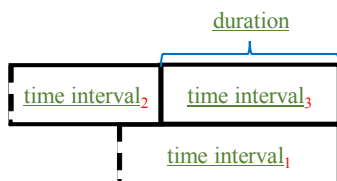


Figure 8.19 - time interval₁ finishes duration after time interval₂

time interval₁ finishes duration after time interval₂

Definition: time interval₁ finishes with the time interval₃ that has the duration and is met by time interval₂

Description: The end of one time interval is duration after the end of the other time interval.

Note: This says nothing about the relationship between time interval₂ and the beginning of time interval₁

CLIF Definition: (forall (t1 t2 d)
 (iff ("time interval1 finishes duration after time interval2" t1 d t2)
 (and
 ("time interval" t1) ("time interval" t2) (duration d)
 (exists (t3 "time interval")
 (and
 ("time interval1 meets time interval2" t3 t2)
 ("time interval1 finishes with time interval2" t1 t3)
 ("time interval has duration" t3 d))))

OCL Definition: context 'time interval'
 def: 'finishes duration after'(d: duration, t2: 'time interval'):Boolean =
'time interval'.allInstances->
 exists(t3 |
 self.'finishes with'(t3)
 and t2.meets(t3)
 and t3.'particular duration'.equals(d))

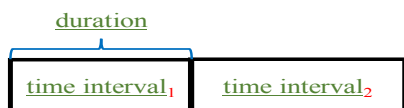


Figure 8.20 - time interval₁ is the duration preceding time interval₂

time interval₁ is the duration preceding time interval₂

Synonymous Form: the duration preceding time interval₂

Definition: time interval₁ is the time interval that has the duration and meets time interval₂

Description: The time interval of interest (time interval₁) is the time period that has the given duration and is immediately before the other time interval (time interval₂).

Note: The word 'the' before the 'duration' phrase is a required part of the verb phrase.

Example: the two weeks preceding the meeting date

CLIF Definition: (forall (t1 t2 d)
 (iff ("time interval1 is the duration preceding time interval2" t1 d t2)
 (and
 ("time interval" t1)
 ("time interval" t2)
 (duration d)
 ("time interval1 meets time interval2" t1 t2)
 ("time interval has duration" t1 d))))

OCL Definition: context '_time interval'
 def: '_is the duration preceding'(d: duration, t2:'time interval'): Boolean =
 self.meets(t2)
 and self._'particular duration'.equals(d))

Necessity: For each time interval₂ and for each duration, exactly one time interval₁ is the duration preceding time interval₂.

Note: This follows from the definition.

CLIF Axiom: (forall (t1 d) (exists (t2)
 (and
 ("time interval1 is the duration preceding time interval2" t2 d t1)
 (forall (t3)
 (if
 ("time interval1 is the duration preceding time interval2" t3 d t1)
 (= t3 t2))))
)))

OCL Constraint: context '_time interval'
 inv: '_time interval'.allInstances->
 forAll(t2 |
 duration.allInstances->forAll(d |
 'time interval'.allInstances->
 one(t3 | t3 = self._'is the duration preceding'(d, t2))))

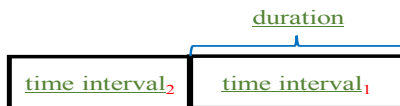


Figure 8.21 - time interval₁ is the duration following time interval₂

time interval₁ is the duration following time interval₂

Synonymous Form: the duration following time interval₂

Definition: time interval₁ is the time interval that has the duration and is met by time interval₂

Description: The time interval of interest (time interval₁) is the time period that has the given duration and is immediately after the other time interval (time interval₂).

Note: The word 'the' before the 'duration' phrase is a required part of the verb phrase.

Example: the week following next week

Example:	The item is on sale during <i>the <u>two weeks following</u></i> the holiday.
CLIF Definition:	(forall (t1 t2 d) (iff ("time interval1 is the duration following time interval2" t1 d t2) (and ("time interval" t1) ("time interval" t2) (duration d) ("time interval1 meets time interval2" t2 t1) ("time interval has duration" t1 d))))
OCL Definition:	context '_time interval' def: '_is the duration following'(d: duration, t2:'time interval'): Boolean' = t2.meets(self) and self._'particular duration'.equals(d))
Necessity:	For each <u>time interval</u>₂ and for each <u>duration</u>, exactly one <u>time interval</u>₁ is the <u>duration following time interval</u>₂.
Note:	This follows from the definition.
CLIF Axiom:	(forall (t1 d) (exists (t2) (and ("time interval1 is the duration following time interval2" t2 d t1) (forall (t3) (if ("time interval1 is the duration following time interval2" t3 d t1) (= t3 t2))))))
OCL Constraint:	context '_time interval' inv: '_time interval'.allInstances-> forAll(t2 duration.allInstances ->forAll(d 'time interval'.allInstances-> one(t3 t3 = self._'is the duration following'(d, t2))))

8.4 Time Units

As with other [quantity kinds](#), [durations](#) are measured in terms of units. Unlike other [quantity kinds](#), common [time units](#) are not simple ratios of each other. This makes for considerable complexity in specifying these [time units](#). The details of this complexity are deferred to Clause 10.

The fundamental source of the complexity is that one of the main [time units](#), ‘[year](#),’ is incommensurable with other [time units](#), such as ‘[month](#)’ and ‘[day](#).’ This fact is due to the derivation of “[year](#)” and “[day](#)” from physical characteristics of our world.

8.4.1 Time Unit Concepts

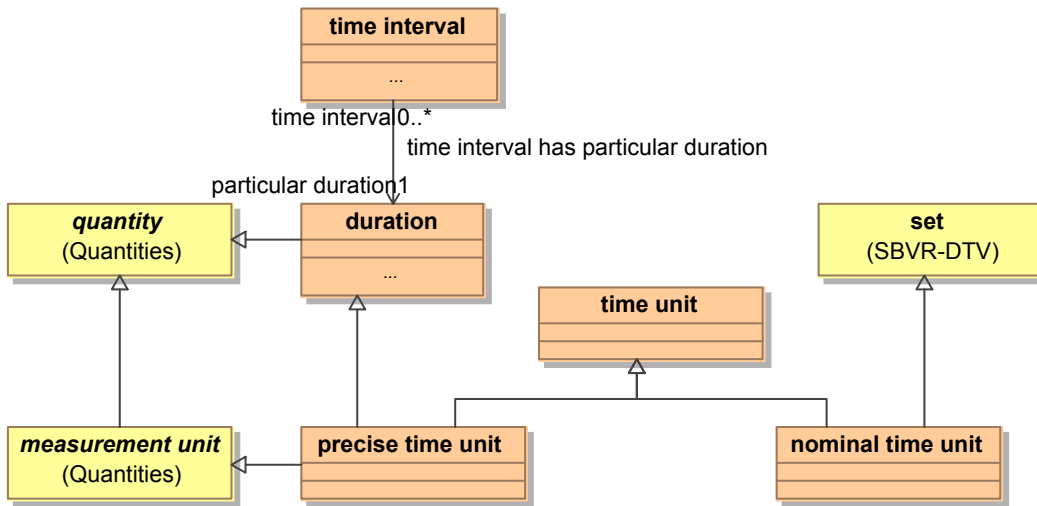


Figure 8.22 - Time Units

time unit

Definition: [precise time unit](#) or [nominal time unit](#)

Example: [year](#), [week](#), [hour](#)

precise time unit

Definition: [measurement unit](#) that is a [duration](#)

Note: [SI] defines '[hour](#)', '[minute](#)', and '[day](#)' precisely. Although not addressed by [SI], '[week](#)' also meets the definition of '[precise time unit](#)'. [Leap seconds](#) are considered to introduce discontinuities in [UTC](#), rather than variation in the definition of '[day](#)'.

Example: [second](#), [minute](#), [hour](#)

nominal time unit

Definition: [set of durations](#) that is defined and adopted by convention, meaning [some duration of the set](#)

Note: [Sets of durations](#) are [quantified](#) as '[duration value sets](#)' in sub clause 8.7.

Note: Each [nominal time unit](#) can be traced to counting cycles of some natural phenomenon. Historically the phenomena have been astronomical: the orbital cycles of the Earth and the Moon and the diurnal cycle of the Earth. Unfortunately for time keeping, these cycles are incommensurable, requiring intercalary [time periods](#) to maintain synchronization. Leap days have been used since 46 BC with the introduction of the Julian calendar to keep the calendar aligned with seasons of the year.

Note: '[Year](#)' and '[month](#)' are said to be '[nominal time units](#)' because of the effects of leap days.

Example: [Year](#) defined as {[365 days](#), [366 days](#)}.

Example: [Month](#) defined as {[28 days](#), [29 days](#), [30 days](#), [31 days](#)}. Each [month](#) on the Gregorian calendar is a choice of 28, 29, 30, or 31 days.

8.4.2 Standard Time Units

This sub clause provides standard concepts about times of day, as found in [ISO 8601] and [SI], and generally accepted around the world.

second

Synonym:	<u>s</u>
Synonym:	<u>sec</u>
Definition:	the <u>precise time unit</u> that is equal to the amount of time required for 9 192 631 770 periods of the radiation corresponding to the transition between the two hyperfine levels of the ground state of the caesium 133 atom
Definition:	the <u>base unit that is defined for the base quantity 'time' by the International System of Units (SI)</u>
Dictionary Basis:	The <u>International System of Units (SI)</u> 2.1.1.3 'Unit of time (second)'
Note:	The duration of a second is a constant. In 1972, the second broke with astronomy and went to an atomic clock standard.

millisecond

Synonym:	<u>ms</u>
Source:	<u>SI</u>
General Concept:	<u>derived unit</u>
General Concept:	<u>precise time unit</u>
Definition:	<u>.001 seconds</u>

microsecond

Synonym:	<u>µs</u>
General Concept:	<u>derived unit</u>
General Concept:	<u>precise time unit</u>
Source:	<u>SI</u>
Definition:	<u>10⁻⁶ second</u>

nanosecond

Synonym:	<u>ns</u>
General Concept:	<u>derived unit</u>
General Concept:	<u>precise time unit</u>
Source:	<u>SI</u>
Definition:	<u>10⁻⁹ second</u>

picosecond

Synonym:	<u>ps</u>
General Concept:	<u>derived unit</u>
General Concept:	<u>precise time unit</u>
Source:	<u>SI</u>
Definition:	<u>10⁻¹² second</u>

minute

Synonym: [min](#)
General Concept: [derived unit](#)
General Concept: [precise time unit](#)
Source: [ISO 31-1](#)
Definition: [the precise time unit that is quantified by '60 seconds'](#)

hour

Synonym: [h](#)
General Concept: [derived unit](#)
General Concept: [precise time unit](#)
Source: [ISO 31-1](#)
Definition: [the precise time unit that is quantified by '3600 seconds'](#)

day

Synonym: [d](#)
Definition: [the precise time unit that is quantified by 86 400 seconds](#)
Note: '[Day](#)' is defined in [SI] as [86 400 seconds](#). [Leap seconds](#) are intercalary [seconds of day](#) that are inserted as needed into [UTC](#). [Leap seconds](#) do not affect the definition of '[day](#)'.
Note: The [duration](#) of a [calendar day](#) is not necessarily [1 day](#), due to [leap seconds](#) and discontinuities arising when a locality switches between [standard time](#) and daylight time.
Note: Different [calendars](#) may define "[day](#)" differently. Particularly, in [calendars](#) based on solar time rather than ephemeris time, the [calendar day](#) may be defined by sunrise to sunrise, sunset to sunset or noon to noon. In such cases, the [duration](#) of a [calendar day](#) varies cyclically through the [calendar year](#) by as much as half an [hour](#), a phenomenon known as the Equation of Time. Solar time is measured by observations and instruments such as sun dials, ephemeris time is measured by clocks.

year

Definition: [the nominal time unit that is the duration of a time interval required for one revolution of the Earth around the Sun, approximated to an integral number of days](#)
Source: [ISO 8601](#) (2.2.13, ('calendar year'))
Definition: [the nominal time unit that is quantified by {365 days, 366 days}](#)
Note: There are several methods for reckoning a year. The main method is the return of the Vernal Equinox. This is called a tropical year, whose length is [365.2424 days](#) of [86 400 seconds](#). There are several other year schemes, whose length in [days](#) of [86 400 seconds](#) varies from about [347 days](#) to about [384 days](#), depending how a year is measured. Such schemes use the term 'year' for different nominal units.
Note: The definition of a year is dependent on the use of a specific calendar. See "[Gregorian year](#)".
Note: The business term '[n years](#)' commonly refers to the duration of a specific consecutive sequence of 'year periods' (see 10.3).

month

Definition: [the nominal time unit that is the duration of a time interval required for one rotation of the Moon in its orbit around the Earth, approximated to a number of days.](#)

Source: [ISO 8601](#) (2.2.12, 'month')

Definition: [the nominal time unit that is quantified by {28 days, 29 days, 30 days, 31 days}](#)

Note: The business term '*n* months' commonly refers to the duration of a specific consecutive sequence of 'month periods' (see 10.3).

Note: A lunar [month](#) is about [28 days](#), and is incommensurable with a [year](#). Different [calendars](#) define the number of [days](#) in a [month](#) differently. And the same [calendar](#) may define different [calendar months](#) to have different numbers of [days](#). The [Gregorian calendar](#) has [12 calendar months](#) that were rather arbitrarily set to a certain number of [days](#) by Roman politicians, without synchronizing with the lunar cycle.

week

Source: [ISO 8601](#) (2.2.9, 'week')

Definition: [the precise time unit that is quantified by 7 days](#)

Definition: [the precise time unit that is quantified by 604 800 seconds](#)

8.5 Time Scales

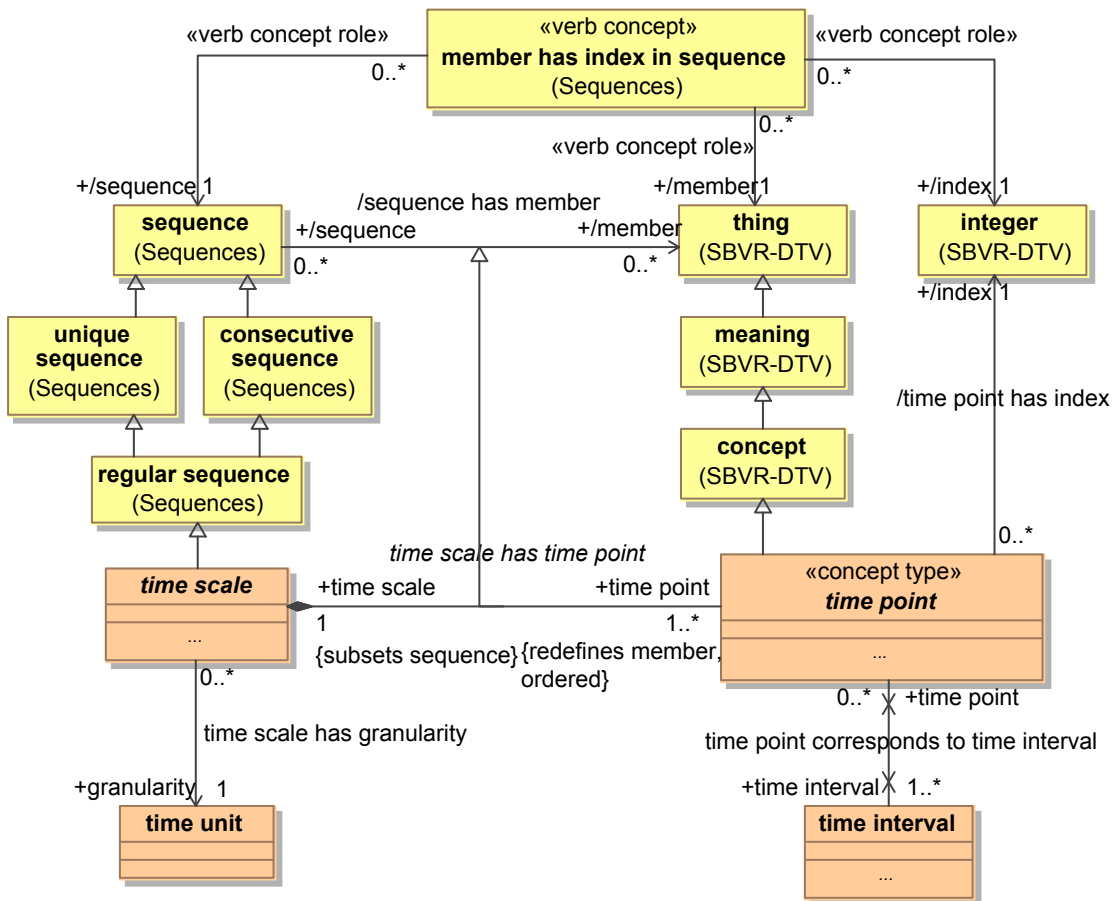


Figure 8.23 - Time Scales

time scale

- Definition: [regular sequence](#) that each [member of the regular sequence](#) is a [time point](#)
- Necessity: Each [time scale](#) has exactly one [granularity](#)
- Necessity: If a [member of a time scale](#) has a [previous member](#) then each [time interval](#) that is an [instance of the member is met by some time interval](#) that is an [instance of the previous member](#).
- Necessity: If a [member of a time scale](#) has a [next member](#) then each [time interval](#) that is an [instance of the member meets some time interval](#) that is an [instance of the next member](#).
- Note: These Necessities are really part of the definition of '[time scale](#)'.
- Dictionary Basis: [IEC 60050-111](#), ("time scale")
- Dictionary Basis: [IEC 8601](#), (2.1.4, "time scale")
- Definition: system of ordered marks that can be associated with [time intervals](#) on the [Time Axis](#), with one [time interval](#) being chosen as the [reference point](#)
- Note: [from [ISO 8601](#)] A [time scale](#) may among others be chosen as:
- continuous, e.g., international atomic time (TAI) (see IEC 60050-713, item 713-05-18);
 - continuous with discontinuities, e.g., Coordinated Universal Time (UTC) due to leap seconds, standard time due to summer time and winter time;
 - successive steps, e.g., usual [calendars](#), where the [Time Axis](#) is split up into a succession of consecutive [time intervals](#) and the same mark is attributed to all instants of each [time interval](#);
 - discrete, e.g., in digital techniques.
- Note: [from [ISO 8601](#)] For physical and technical applications, a [time scale](#) with quantitative marks is preferred, based on a chosen initial instant together with a unit of measurement.
- Note: [from [ISO 8601](#)] Customary [time scales](#) use various [units of measurement](#) in combination, such as [second](#), [minute](#), [hour](#), or various [time intervals](#) of the [calendar](#) such as [calendar day](#), [calendar month](#) and [calendar year](#).
- Note: [from [ISO 8601](#)] A [time scale](#) has a reference point which attributes one of the marks of the [time scale](#) to one of the instants, thus determining the attribution of marks to instants for the [Time Scale](#).
- Note: Each [semantic community](#) should agree on a closed set of [time scales](#).
- Example: The clock face of a traditional clock is a [time scale](#).

granularity

- Synonym: [resolution](#)
- Concept Type: [role](#)
- General Concept: [time unit](#)
- Dictionary Basis: [VIM](#) (4.15, 'resolution (2)')
- Definition: the smallest [duration](#) that can be distinguished with a given [time scale](#)
- Necessity: Each [time scale](#) has exactly one [granularity](#)
- Example: "[Second](#)" as the [granularity](#) for a [time scale](#) in which each [time point](#) has the [duration](#) "1 second".

time scale *has* granularity

Definition: [The granularity of the time scale is the duration of the time points of the time scale.](#)

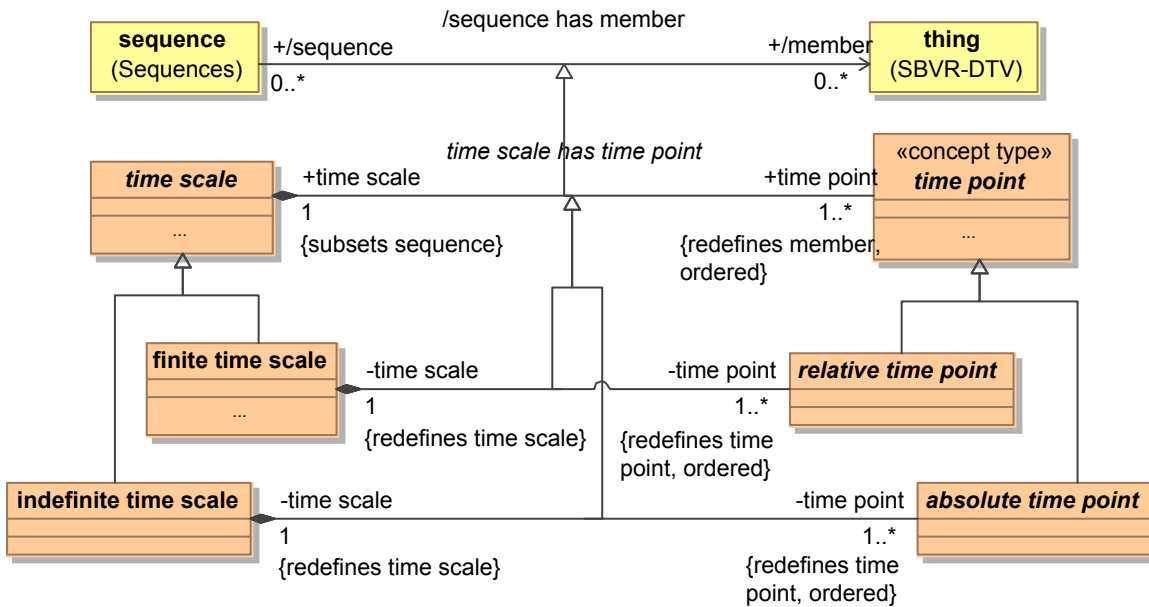


Figure 8.24 - Time Scale Kinds

finite time scale

Definition: [time scale that has a first member and that has a last member](#)

Note: A [finite time scale](#) has a [cardinality](#).

Necessity: [Each time point of a finite time scale is a relative time point](#)

Example: [the Gregorian year of months scale](#)

Example: [the hour of minutes scale](#)

indefinite time scale

Definition: [time scale that is not a finite time scale](#)

Necessity: [Each time point of an indefinite time scale is an absolute time point.](#)

Note: An [indefinite time scale](#) has no [cardinality](#) because it has no [first member](#), no [last member](#), or both.

Example: [the Gregorian years scale](#)

absolute time point

Definition: [time point that is of an indefinite time scale](#)

Necessity: [Each absolute time point corresponds to exactly one time interval.](#)

Example: The [absolute time coordinate](#) ['September 11, 2011'](#) indicates an [absolute time point](#).

relative time point

Definition: [time point that is of a finite time scale](#)

Necessity: Each [relative time point](#) *corresponds to more than one time interval*.
 Example: The [relative time coordinate](#) 'September 11' *refers to multiple time intervals*, one in each [Gregorian year](#).

8.6 Time Points

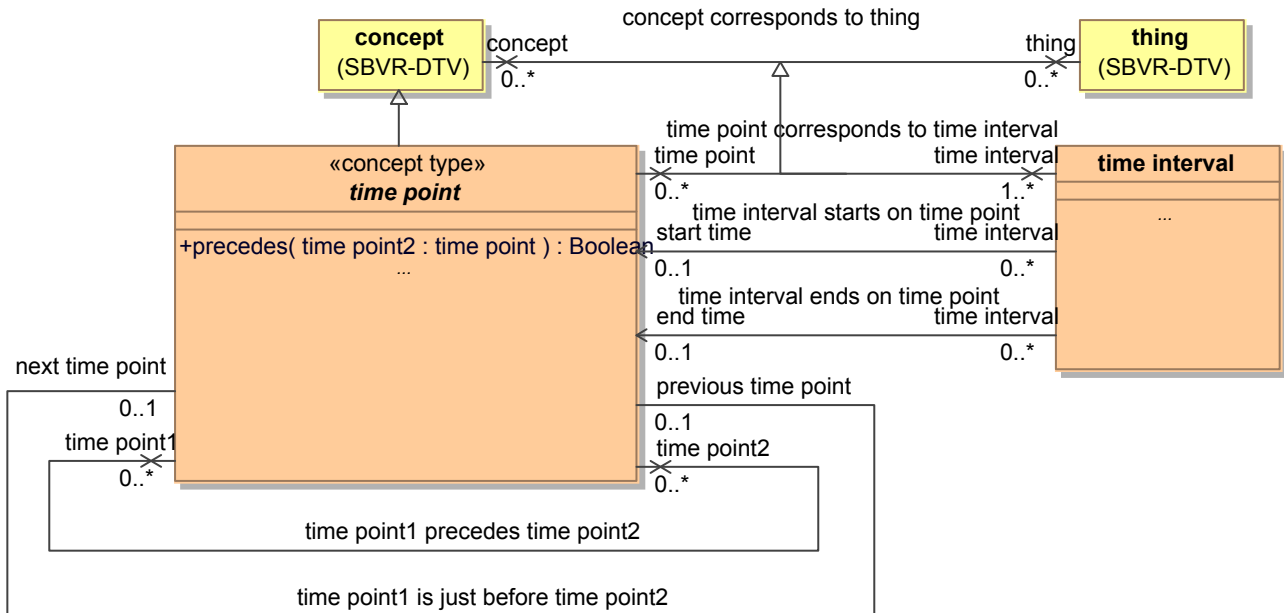


Figure 8.25 - Time Points

time point

Concept Type: [concept type](#)
 General Concept: [time period](#)
 Definition: [concept that specializes the concept 'time interval' and that is a member of a time scale](#)
 Necessity: [The duration of each time interval that is an instance of the time point is the granularity of the time scale of the time point](#).
 Note: Each [time point](#) is a [concept](#) whose [instances](#) are [time intervals](#).
 Reference Scheme: [an occurrence at the time point](#)
 Reference Scheme: [a time coordinate that indicates the time point](#)
 Reference Scheme: [the time scale of the time point and the index of the time point](#)
 Reference Scheme: [the time point kind of the time point and the index of the time point](#)
 Note: This is a total reference scheme: every [time point is indicated by](#) at least one [time coordinate](#), and some [time points](#) may [be indicated by](#) multiple [time coordinates](#).
 Example: The Battle of Hastings *was on* "14 October 1066". (This gives the Julian date of the battle at a [granularity](#) of "day". If desired, the battle could be given more precisely as a [time period](#) within that [calendar day](#).)

time scale has time point

- Synonymous Form: [time point is on time scale](#)
General Concept: [sequence has member](#)
Necessity: [Each time scale has at least one time point.](#)
Necessity: [Each time point is of exactly one time scale.](#)

time point has index

- Definition: [the index is the index of the sequence position that is in the time scale of the time point and that has a member that is the time point](#)
Necessity: [Each time point has exactly one index.](#)

time point₁ precedes time point₂

- Synonymous Form: [time point₂ follows time point₁](#)
Definition: [the time scale of time point₁ is the time scale of time point₂ and the index of time point₁ is less than the index of time point₂](#)
Note: This is a special case of [member precedes member](#) in the [unique sequence](#) that is the [time scale](#) of the two [time points](#)

time point₁ is just before time point₂

- Synonymous Form: [time point₂ is next after time point₁](#)
Definition: [the time scale of time point₁ is the time scale of time point₂ and the sequence position of time point₁ is just before the sequence position of time point₂ in the time scale of time point₁](#)

time interval starts on time point

- Synonymous Form: [time point starts time interval](#)
Definition: [some time interval that is an instance of the time point starts the time interval](#)

time interval ends on time point

- Synonymous Form: [time point ends time interval](#)
Definition: [some time interval that is an instance of the time point finishes the time interval](#)

8.7 Time Periods and Time Point Sequences

This sub clause introduces a general mechanism for references to time intervals.

Many references to time intervals involve expressions using time points to denote the ends of the time interval, such as “2 p.m. to 4 p.m.” Formally, such time intervals may be said to instantiate consecutive sequences of time points on some time scale, what is here called a [time point sequence](#). A single time point used to refer to a time interval may be regarded as a special case of a time point sequence. And like a time point, a time point sequence can refer to more than one time interval, e.g., “2 p.m. to 4 p.m. on Mondays.”

The time intervals that are specified in this way are common in business, and are considered a special class of time interval, called [time period](#). The business user understands the names for the time points and the time period concept; the user need not be aware of the formal model.

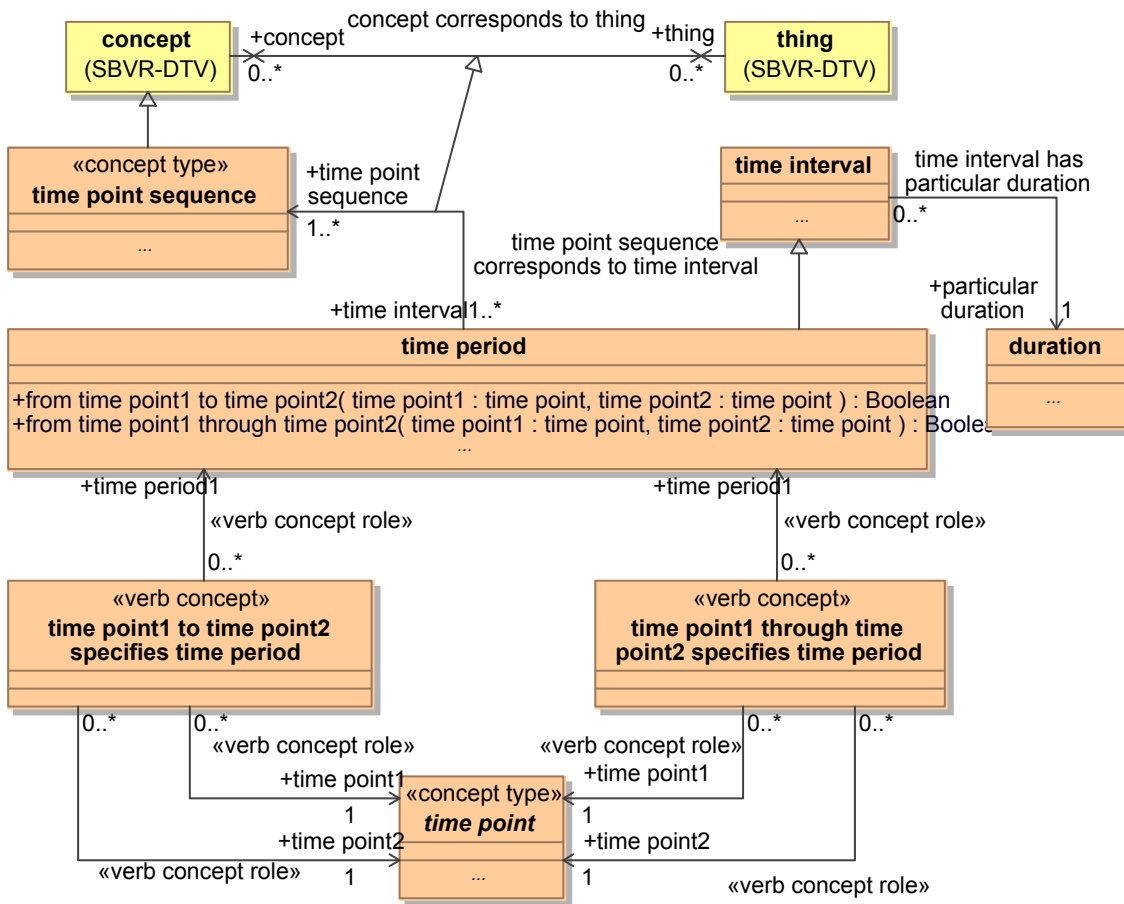


Figure 8.26 - Time periods and time point sequences

time point sequence

- Concept Type: [concept type](#)
- Definition: [consecutive sequence of time points](#)
- Necessity: All the [time points](#) of a given [time point sequence](#) are on the same [time scale](#).
- Note: This is formalized by the Definition and Necessity under 'time point sequence is on time scale'.
- Note: A [time point sequence](#) is not necessarily a subsequence of a [time scale](#) because a [time point sequence](#) may "wrap around" a [finite time scale](#) by including [time points](#) from the end of the [time scale](#), followed by [time points](#) from the start of the [time scale](#).
- Reference Scheme: [The first time point of the time point sequence and the last time point of the time point sequence.](#)
- Reference Scheme: [The first time point of the time point sequence and the duration of the time point sequence.](#)
- Reference Scheme: [The last time point of the time point sequence and the duration of the time point sequence.](#)
- Necessity: [Each time point sequence has at least one member.](#)

Necessity: Each [time point sequence](#) *has exactly one* [first time point](#).

Necessity: Each [time point sequence](#) *has exactly one* [last time point](#).

Note: It is not possible to specify an indefinite [time point sequence](#); i.e., one that has no [first time point](#) or no [last time point](#). A [time point sequence](#) is a specific section of a calendar. It is possible to specify a [time point sequence](#) by specifying the [first time point](#) or [last time point](#) to be the date or time of an event, including [primordially](#) and [perpetuity](#), if appropriate. It is also possible to specify a [time interval](#) by means other than a [time point sequence](#) (see clause 16.7).

Necessity: The [first time point of each time point sequence that is on an indefinite time scale and that has more than one member precedes the last time point of the time point sequence](#).

Note: In a time point sequence on an [indefinite time scale](#), the time points are consecutive. But a time point sequence can "wrap around" the end of a [finite time scale](#). For example, "December 25 through January 4". The definition of 'time point sequence corresponds to time interval' just requires the start and finish of the time interval to instantiate the first and last time point. The relationship of the time point sequence to the time scale follows from that requirement.

Example: 22:00 to 06:00

Example: The [time point sequence](#) from July 1, 2009 to August 3, 2010.

[time point sequence corresponds to time interval](#)

Synonymous Form: [time interval instantiates time point sequence](#)

Definition: [the time interval starts on the first time point of the time point sequence and the duration of the time interval is the duration of the time point sequence](#)

Necessity: Each [time point sequence that is on an indefinite time scale corresponds to exactly one time interval](#).

Note: The corresponding time intervals are determined by the first time point and the cardinality of the time point sequence. This is correct even when the time point sequence "wraps around" the end of a finite time scale.

[time point sequence has duration](#)

Definition: [the duration equals the cardinality of the time point sequence times the granularity of the time point sequence](#)

Necessity: Each [time point sequence that has a first time point and a last time point has exactly one duration](#).

Necessity: Each [time point sequence that has no first time point or no last time point has no duration](#).

Note: The duration of such a time sequence is infinite.

Example: The duration of the time point sequence consisting of [Monday](#), [Tuesday](#), and [Wednesday](#) is [3 days](#).

[time period](#)

Definition: [time interval that instantiates some time point sequence](#)

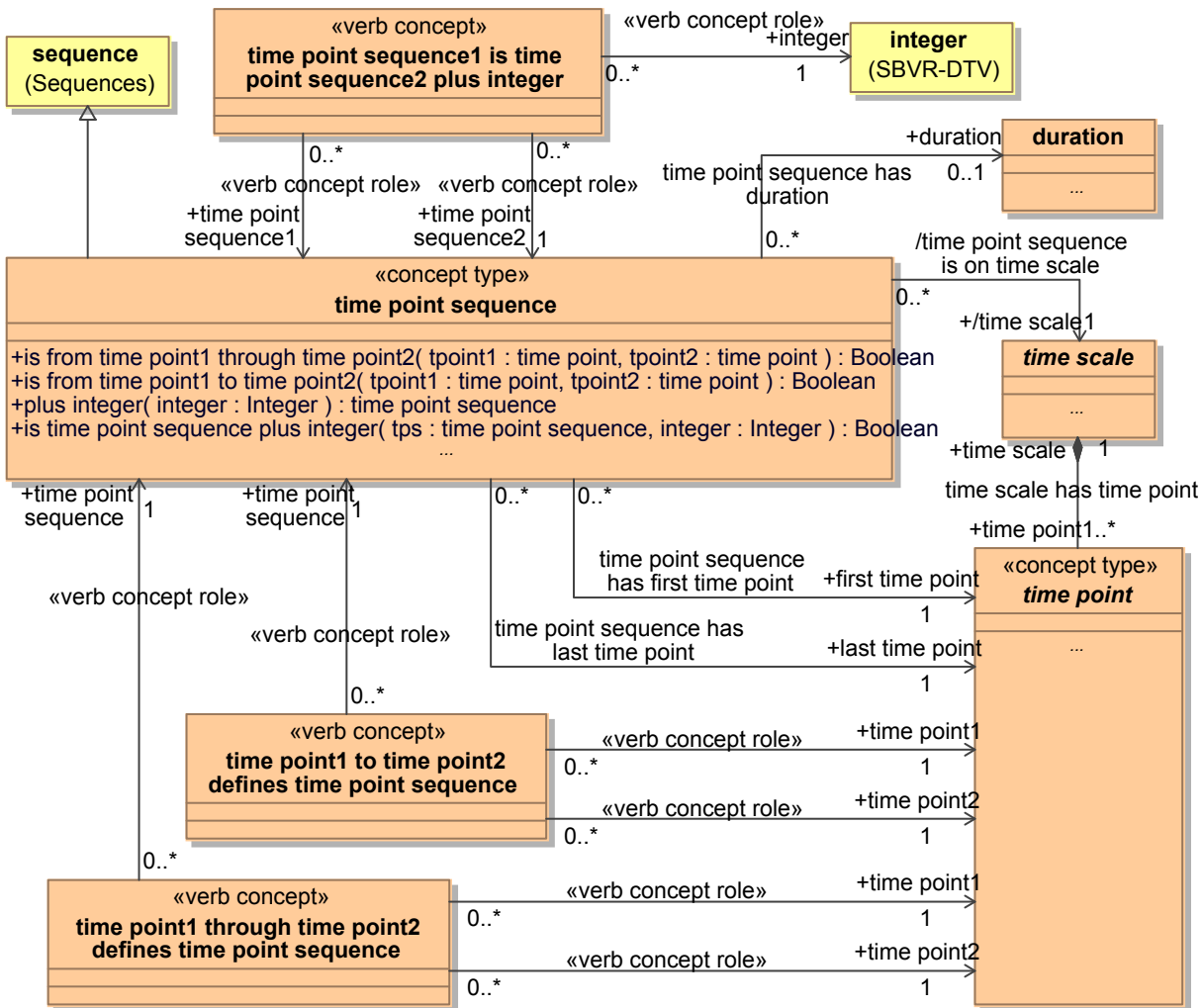


Figure 8.27 - Time point sequence structure

time point sequence is on time scale

- Synonymous Form: [time scale of time point sequence](#)
- Definition: [each time point of the time point sequence is a member of the time scale](#)
- Necessity: [Each time point sequence is on exactly one time scale.](#)
- Example: [A time point sequence consisting of seconds of day is on the day of seconds scale.](#)

time point sequence₂ is time point sequence₁ plus integer

- Synonymous Form: [time point sequence₂ = time point sequence₁ + integer](#)
- Synonymous Form: [time point sequence₁ plus integer](#)
- Synonymous Form: [time point sequence₁ + integer](#)

Definition: time point sequence₂ is on the time scale of time point sequence₁ and the index origin position of time point sequence₂ is the index origin position of time point sequence₁ + the integer

Description: The time point sequence₁ is shifted by the integer.

Necessity: If a time point sequence₁ is a time point sequence₂ plus an integer, then time point sequence₁ is on an indefinite time scale and time point sequence₂ is on the indefinite time scale.

Example: The time point sequence 2 July 2012 through 4 July 2012 is the time point sequence 1 July 2012 through 3 July 2012 plus 1.

first time point

Synonym: start time point

Concept Type: role

General Concept: time point

time point sequence has first time point

Synonymous Form: first time point of time point sequence

Definition: the first time point is the first member of the time point sequence

Example: The time coordinate of the first time point of the time point sequence from July 1, 2009 to August 3, 2010 is July 1, 2009.

last time point

Synonym: end time point

Concept Type: role

General Concept: time point

time point sequence has last time point

Synonymous Form: last time point of time point sequence

Definition: the last time point is the last member of the time point sequence

Example: The time coordinate of the last time point of the time point sequence from July 1, 2009 to August 3, 2010 is August 3, 2010.

time point₁ through time point₂ defines time point sequence

Synonymous Form: time point sequence is from time point₁ through time point₂.

Definition: time point₁ is the first time point of the time point sequence and time point₂ is the last time point of the time point sequence

time point₁ to time point₂ defines time point sequence

Synonymous Form: time point sequence is from time point₁ to time point₂

Definition: time point₁ is the first time point of the time point sequence, and if time point₂ is the first member of the time scale of the time point sequence, the last time point of the time point sequence is the last member of the time scale, and if time point₂ is not the first member of the time scale, the last time point of the time point sequence is the time point that is just before time point₂ (on the time scale)

time point₁ through time point₂ specifies time period

- Synonymous Form: time point₁ through time point₂
- Definition: the time point sequence that is from time point₁ through time point₂ corresponds to the time period
- Possibility: If the time scale of time point₁ is a finite time scale then time point₁ through time point₂ specifies more than one time period.
- Note: Contrast '*through*' with '*to*'. '*Through*' is inclusive of time point₂, while '*to*' is exclusive of time point₂.
- Example: "January through March", meaning the time interval of 3 months duration that starts with January and ends with March.

time point₁ to time point₂ specifies time period

- Synonymous Form: time point₁ to time point₂
- Definition: the time point sequence that is from time point₁ to time point₂ corresponds to the time period
- Possibility: If the time scale of time point₁ is a finite time scale then time point₁ through time point₂ specifies more than one time period.
- Note: Contrast '*through*' with '*to*'. '*Through*' is inclusive of time point₂, while '*to*' is exclusive of time point₂.
- Example: "January to March", meaning the time interval of 2 months duration that starts with January and ends with February.
-
-

9 Duration Values (normative)

9.1 General

A [duration value](#) is a conceptual structure of meaning that serves to identify a [duration](#). [Duration values](#) are amounts of time stated in terms of one or more [time units](#). For example, “[60 seconds](#)” or “[1 minute](#)”. The concept ‘[duration value](#)’, and related concepts, specialize ‘[quantity value](#)’ (Annex D.2.3) and its related concepts. These concepts are restated here for clarification and to bring them into this normative text.

In this specification, a [precise duration value](#) *quantifies* a [duration](#). The key difference between ‘[duration value](#)’ and ‘[duration](#)’ is that a single [duration](#) may be quantified by multiple [precise duration values](#). For example, “[60 seconds](#)” and “[1 minute](#)” quantify the same [duration](#): the two [duration values](#) are *equivalent*.

Complexity arises with [duration values](#) that use the [nominal time units](#) ‘[month](#)’ and ‘[year](#)’ because the number of [calendar days](#) varies among [calendar months](#), and because some [calendar years](#) incorporate [leap days](#). For example, “[1 year](#)” is equivalent to “[12 months](#)” but it is unclear in everyday usage how “[12 months](#)” compares to “[365 days](#)”. To help answer the question, this clause introduces the concept of ‘[duration value set](#)’. A [duration value set](#) specifies a [set](#) of [duration values](#) that are jointly considered equivalent to a [nominal duration value](#). For example, “[1 month](#)” is any of {[28 days](#), [29 days](#), [30 days](#), [31 days](#)}.

Furthermore, this clause specifies common arithmetic and comparison operations on [nominal duration values](#) defined as [duration value sets](#). This helps to define what expressions such as “[3 months](#)” or “[3 months plus 3 days](#)” mean. The advantage of this approach is that it clarifies the results of comparisons such as “[3 months < 90 days](#).”

[Duration Values Vocabulary](#)

General Concept:	terminological dictionary
Language:	English
Included Vocabulary:	Time Infrastructure Vocabulary
Namespace URI:	http://www.omg.org/spec/DTV/20160301/dtv-sbvr.xml#DurationValuesVocabulary

9.2 Duration Values

[duration value](#)

Definition:	precise duration value or nominal duration value
Definition:	atomic duration value or compound duration value
Necessity:	Each duration value <i>has</i> at least one atomic duration value .
Note:	A duration value can be either atomic or compound and either nominal or precise (see sub clause 9.3).
Example:	45 seconds , 1 year 3 days

9.2.1 Atomic and Compound Duration Values

Duration values can be either atomic (have just one component, such as 10 minutes) or be compound (a combination of multiple atomic duration values, such as 1 year 5 months). Atomic duration values consist of a number and a time unit, such as “4 weeks.” Compound duration values comprise multiple atomic duration values. For example, “3 years 5 months”.

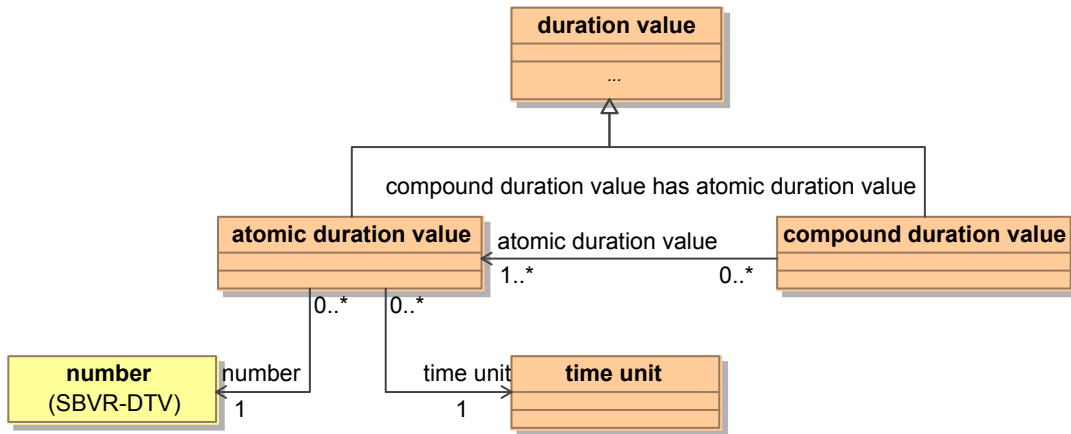


Figure 9.1 - Duration Values

atomic duration value

Definition: number and time unit together giving magnitude of a duration

Dictionary Basis: VIM 1.19 'quantity value'

Example: 55 seconds is an atomic duration value

atomic duration value has number

Definition: if the atomic duration value is a precise atomic duration value, then the number is the ratio of the duration quantified by the atomic duration value to the time unit of the atomic duration value

Definition: if the atomic duration value is a nominal atomic duration value, then the number is the ratio of exactly one of the elements of the duration value set that is specified by the atomic duration value to the time unit of the atomic duration value

Note: In the general case, the number is a mathematical real or complex number. Because the number is a ratio, rational fractions are commonly used in stating duration values. Thus, it is meaningful to say a task took 2.5 days to complete. Fractional numbers are not defined for nominal atomic duration values (except for ½ year, ¼ year, and ¾ year), because they have no clear meaning.

Example: 2.5 years, 5.6318 seconds

Note: When the number is a non-negative integer, it may be thought of as a count of the time units in the duration value. But that view only applies to certain measurement techniques, such as the count of ticks of a clock.

Example: 8 months

Possibility: The number is less than 0.

Note: Although there are no negative durations, the number of an atomic duration value may be negative. A duration value may quantify a (positive) duration even though a component atomic duration value is negative. Typically, a negative atomic duration value arises as an intermediate result of a subtraction. "1 hour 12 minutes - 14 minutes equals 1 hour -2 minutes", which quantifies the same duration that is quantified by "58 minutes".

atomic duration value has time unit

Definition: if the atomic duration value is a precise atomic duration value, then the time unit is the reference duration to which the ratio of the duration quantified by the atomic duration value is taken

Definition: if the atomic duration value is a nominal atomic duration value, then the time unit is the reference duration to which the ratio of exactly one element of the duration value set specified by the atomic duration value is taken

Example: "45 minutes" has the time unit 'minute'

compound duration value

Definition: combination of two or more atomic duration values that have different time units

Example: "2 hours 20 minutes" quantifies the duration that may also be quantified as "140 minutes"

duration value has atomic duration value

Definition: the atomic duration value is one of the summands of the duration value

Example: 1 hour 5 minutes 3 seconds is a compound duration value that is composed of three atomic duration values: 1 hour, 5 minutes, 3 seconds

9.2.2 Precise Duration Values

Time units are either precise (such as seconds) or nominal (that is years, which can be either 365 days or 366 days; and months, which can be 28 days, 29 days, 30 days, or 31 days). Duration values are also nominal or precise according to whether they use nominal or precise time units.

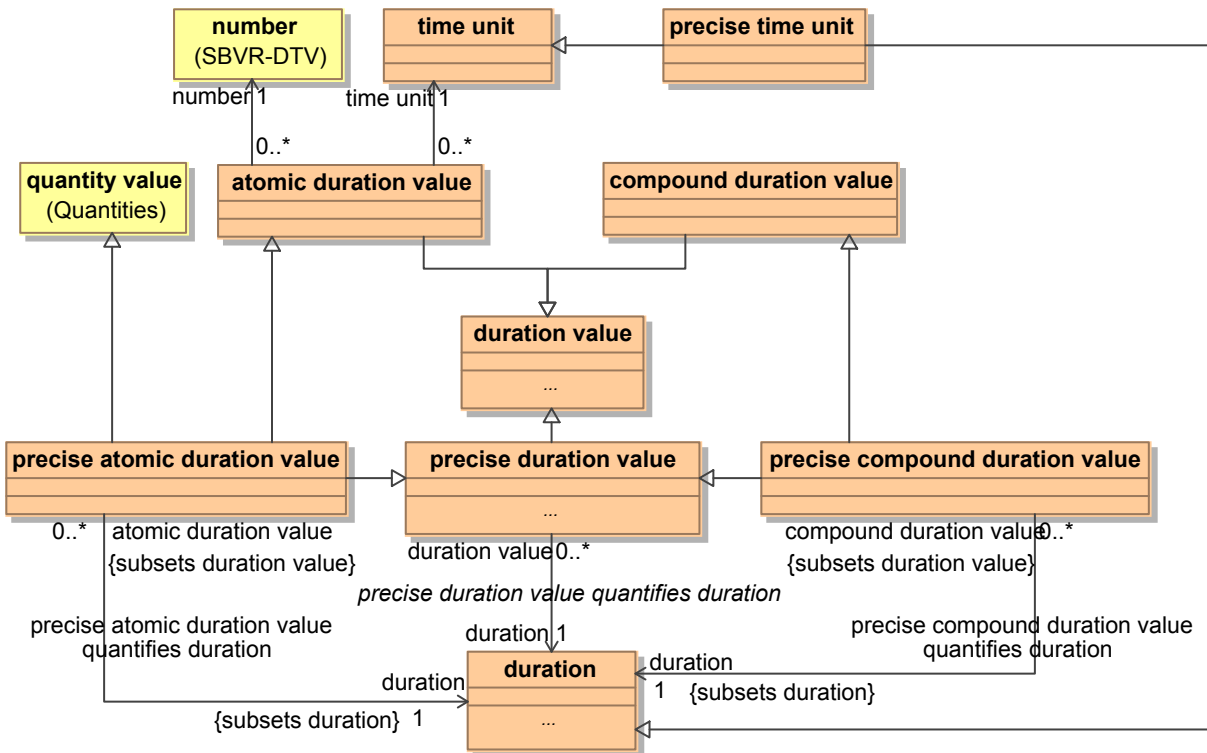


Figure 9.2 - Precise Duration Values

precise duration value

Definition: [precise atomic duration value](#) or [precise compound duration value](#)

Example: [5 hours](#)

Example: [3 days 5 hours](#)

precise atomic duration value

Definition: [quantity value](#) that is an [atomic duration value](#) that has a [precise time unit](#)

Note: The [duration](#) *quantified by* a [precise atomic duration value](#) is the [duration](#) whose ratio to the [time unit](#) is the [number](#).

Example: [30 seconds](#)

precise compound duration value

Definition: [compound duration value](#) that is the combination of two or more [precise atomic duration values](#) that *have* different [time units](#)

Example: [5 minutes 30 seconds](#)

Each [precise time unit](#) (i.e., the [time units](#) ‘[second](#)’, ‘[minute](#)’, ‘[hour](#)’, ‘[day](#)’, and ‘[week](#)’) is defined as *quantifying* a multiple of ‘[second](#)’ using the pattern ‘the [precise time unit](#) that *quantifies* <some number of> [seconds](#)’. Thus, every [precise atomic duration value](#) (i.e., an [atomic duration value](#) that uses one of those [time units](#)) *quantifies* a [duration](#) that is some multiple of ‘[seconds](#)’. For example, ‘[3 hours](#)’ *quantifies* a [duration](#) of [10 800 seconds](#).

precise atomic duration value quantifies duration

Synonymous Form: duration is quantified by precise atomic duration value

Definition: the ratio of the duration to the time unit of the precise atomic duration value is the number of the precise atomic duration value

Example: "2 seconds" *quantifies* a duration that is twice the duration of the time unit 'second'

Example: "1 minute 3 seconds" *quantifies* a duration that is 63 times the duration of the time unit 'second'

Precise compound duration values quantify durations via a computation that can be summarized as “*quantify* all the atomic duration values of the precise compound duration value as durations, and then sum them”. For example, 2 hours 30 minutes 20 seconds *quantifies* a duration of '9 020 seconds'.

precise compound duration value quantifies duration

Synonymous Form: duration is quantified by precise compound duration value

Definition: the duration is the sum of the durations that are quantified by each precise atomic duration value of the precise compound duration value

Example: 12 weeks 3 days *quantifies* the duration '8 380 800 seconds'

9.2.3 Nominal Duration Values

Nominal duration values are distinguished from precise nominal duration values because a nominal duration value is one of several durations as defined by a calendar. For example, the compound nominal duration value “1 year 1 day” is any of {366 days, 367 days} because 1 year plus 1 day could be either of those.

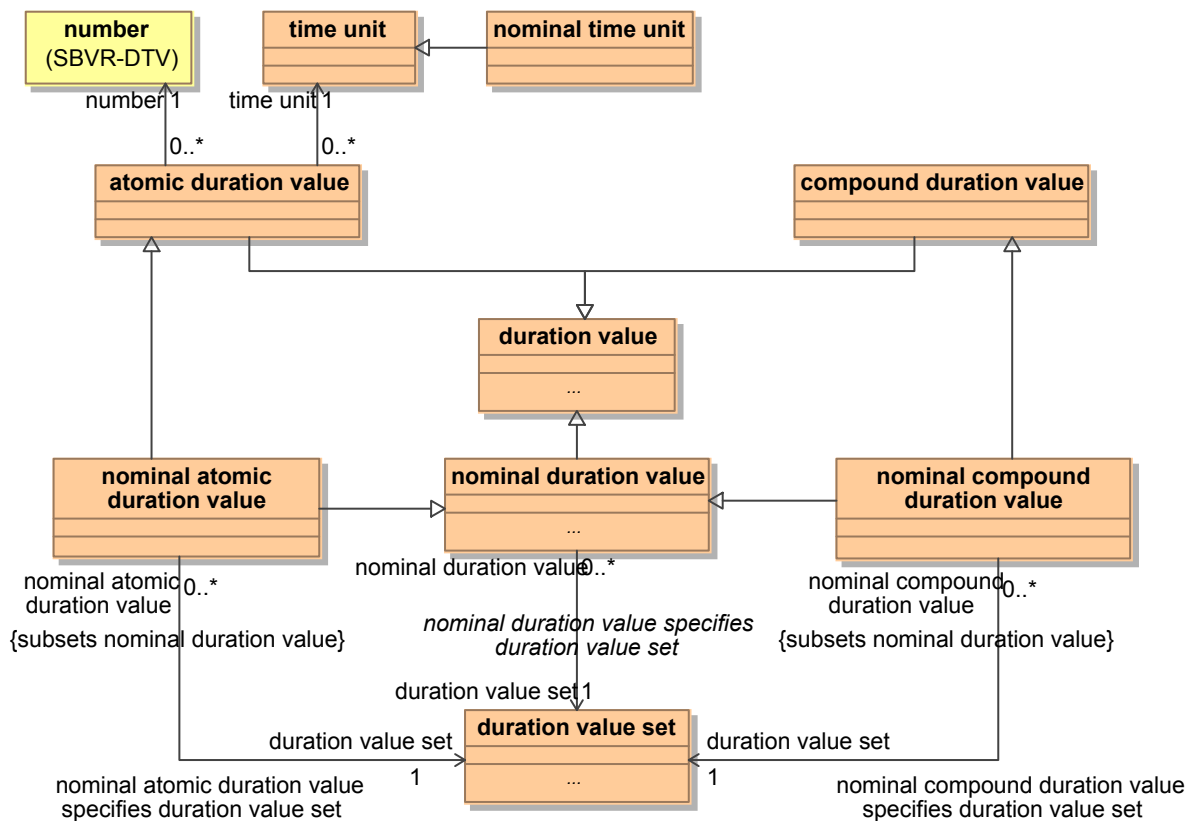


Figure 9.3 - Nominal Duration Values

nominal duration value

- Definition: [nominal atomic duration value](#) or [nominal compound duration value](#)
- Necessity: [The nominal duration value is the range of a time interval identified by a time period of a time calendar.](#)
- Example: [5 months](#), for example from [February](#) through [June](#)
- Example: [2 years 6 months](#), for example from [January 1990](#)

nominal atomic duration value

- General Concept: [atomic duration value](#)
- Definition: [number](#) and [nominal time unit](#) together [that specify a duration value set](#)
- Note: See sub clauses 9.3 and 9.4 for the detailed definition of this concept.
- Example: [30 months](#)

nominal compound duration value

- Definition: [compound duration value](#) [that has](#) at least one [atomic duration value](#) [that is a nominal atomic duration value](#)
- Possibility: [An atomic duration value of the nominal compound duration value is a precise atomic duration value.](#)

Example: 1 year 1 day

Each nominal time unit (i.e., the time units ‘year’ and ‘month’) is defined as specifying two or more choices among different numbers of ‘days’ using the pattern ‘the nominal time unit that specifies {<number1> days, <number2> days, ..., <numbern> days’}. This captures the idea that a year is either 365 days or 366 days, and a month is anywhere from 28 to 31 days.

nominal atomic duration value specifies duration value set

Synonymous Form: duration value set is specified by nominal atomic duration value

Definition: the duration value set is a function of the nominal time unit of the nominal atomic duration value and the number of the nominal atomic duration value, and that function depends upon the nominal time unit

Note: The meaning of this verb concept is further defined in specializations, two which are defined in clauses 11.5 and 11.6: ‘year value specifies duration value set’ and ‘month value specifies duration value set’. Other vocabularies can add their own for other nominal time units.

Example: 2 years specifies {730 days, 731 days} because the nominal time unit ‘year’ specifies the duration value set {365 days, 366 days} and there are no two consecutive leap years

Unlike precise atomic duration values, a nominal atomic duration value is not a simple multiple of the duration values of the duration value set specified by the nominal time unit of the nominal atomic duration value. For example, 2 years does not quantify “2 * 366 days” because, in the Gregorian calendar, two successive years cannot both be leap years. Thus, 2 years specifies one of {365 + 365 days, 365 + 366 days}. Sub clauses 11.5 and 11.6 formally define this for the ‘year’ and ‘month’ nominal time units.

A nominal compound duration value comprises two or more nominal atomic duration values. Each of these nominal atomic duration values specifies a duration value set, as described above. The entire nominal compound duration value specifies a duration value set that is the summation of the individual duration value sets. The summation is computed by pairwise addition of each of the duration values sets that are quantified by the nominal atomic duration values. Adding two duration value sets is defined by the verb concept ‘duration set₃ = duration set₁ + duration set₂’ in sub clause 9.5.

nominal compound duration value specifies duration value set

Synonymous Form: duration value set is specified by nominal compound duration value

Definition: the duration value set is the sum of the duration value sets that are specified by each atomic duration value of the nominal compound duration value

Example: 14 months 3 days specifies the duration value set {427 days, 428 days, 429 days, 430 days, 431 days}

9.3 Duration Value Arithmetic

Addition and subtraction of duration values, and multiplication and division of duration values by scalar numbers, is defined in terms of the corresponding operations on the individual components of the duration values. For example, “1 year 5 months + 8 months 8 days” produces “1 year 13 months 8 days”. This avoids the complexities of mixed-base arithmetic, which are not resolvable in the case of nominal duration values. (As an example of those complexities, consider that “14 days + 14 days” might be equivalent to either “28 days” or “1 month” depending upon the particular month.)

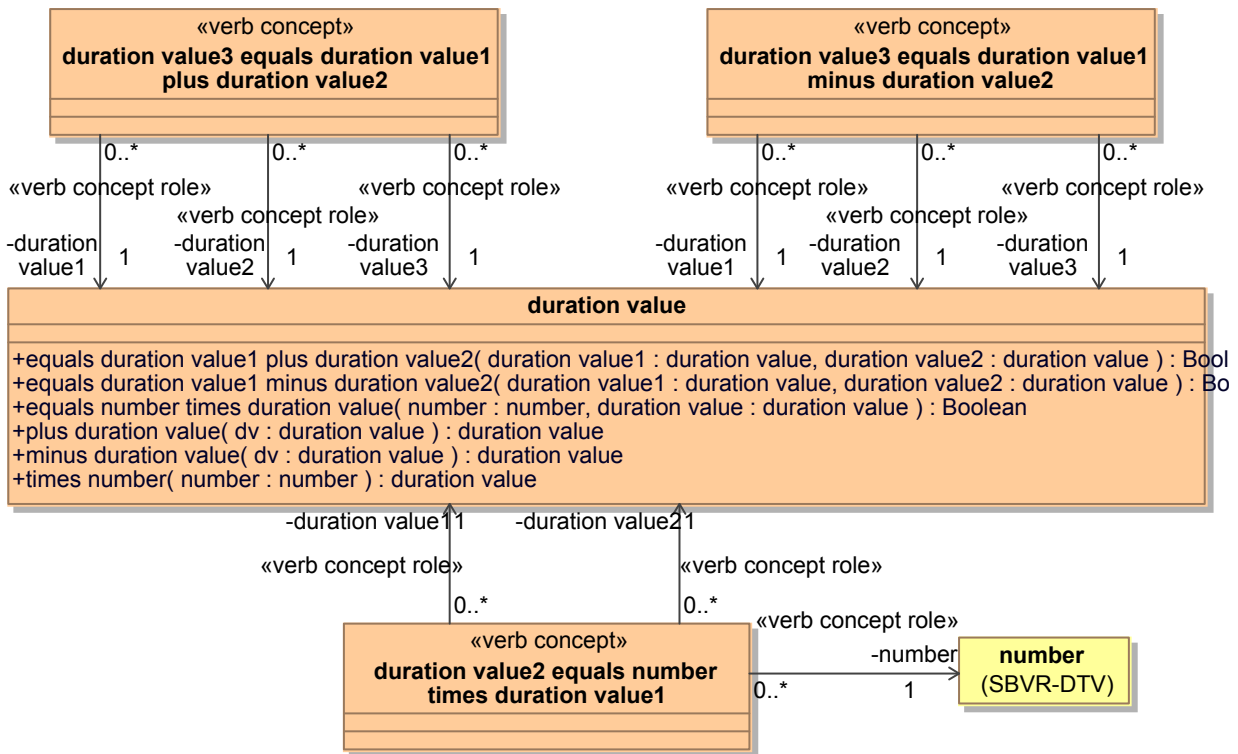


Figure 9.4 - Duration Value Arithmetic

duration value₃ equals duration value₁ plus duration value₂

Synonymous Form: duration value₁ plus duration value₂

Synonymous Form: duration value₃ = duration value₁ + duration value₂

Synonymous Form: duration value₁ + duration value₂

Definition: **each atomic duration value₃ of duration value₃ equals the sum of the number₁ of an atomic duration value₁ of duration value₁ and either the number₂ of some atomic duration value₂ of duration value₂ that has the same time unit, or 0 if there does not exist an atomic duration value₂ of duration value₂ that has the same time unit**

Note: This does not use “carries” among atomic duration values of different time units, because they don’t work for nominal time units. The numbers of the atomic duration values that comprise duration value₃ may be greater than defined in the corresponding time unit.

Example: 6 years 367 days 4 hours 61 minutes equals 5 years 3 days 4 hours 3 minutes plus 1 year 364 days 58 minutes

Note: Tools may represent the results of duration value addition using mixed-base “carries” when practical.

Example: 1 hour 80 minutes equals 1 hour 35 minutes plus 45 minutes. A tool may choose to display this result as 2 hours 20 minutes.

duration value₃ equals duration value₁ minus duration value₂

- Synonymous Form: duration value₁ minus duration value₂
- Synonymous Form: duration value₃ = duration value₁ - duration value₂
- Synonymous Form: duration value₁ - duration value₂
- Definition: each atomic duration value₃ of duration value₃ equals the number₁ of an atomic duration value₁ of duration value₁ minus either the number₂ of some atomic duration value₂ of duration value₂ that *has the same time unit*, or 0 if there *does not exist an atomic duration value₂ of duration value₂ that has the same time unit*
- Possibility: The number of some atomic duration value of duration value₃ may be negative.
- Note: This does not use “borrows” among atomic duration values of different time units, because they don’t work for nominal time units. Negative atomic duration values may occur.
- Example: 1 year -5 days equals 1 year 45 days minus 50 days

duration value₂ equals number times duration value₁

- Synonymous Form: duration value equals duration value times number
- Synonymous Form: number times duration value
- Synonymous Form: duration value times number
- Synonymous Form: duration value = number * duration value
- Synonymous Form: duration value = duration value * number
- Synonymous Form: number * duration value
- Synonymous Form: duration value * number
- Definition: each atomic duration value₁ of duration value₁, multiplied by the given number equals some atomic duration value₂ of duration value₂
- Example: 5 days quantifies the duration that equals 5 times 1 day
- Possibility: The number is negative.
- Example: -5 days
- Note: Negative duration values arise from arithmetic formulae. However, a negative duration value does not *quantify* any duration.
- Possibility: If duration value₁ is a precise duration value then the number is fractional.
- Example: 5.5 days quantifies the duration that equals 5.5 times 1 day
- Necessity: 3 months equals 1/4 times ‘year.’
- Necessity: 6 months equals 1/2 times ‘year.’
- Necessity: 6 months equals 2/4 times ‘year.’
- Necessity: 9 months equals 3/4 times ‘year.’
- Note: This specification defines only the fractional nominal duration values 1/4 year, 1/2 year, 2/4 year, and 3/4 year because these are in common business use and they equal an integral number of months.
- Example: 5.5 years quantifies the duration that equals 5.5 times 1 year

9.4 Duration Value Comparison

Comparison of [duration values](#) is defined in terms of the same operations on the [quantified durations](#) or [specified duration value sets](#). The benefit of the unusual semantic for [nominal duration values](#) is that these comparisons have useful results for many [nominal duration values](#). For example, the expression “[1 year 1 day](#) > [365 days](#)” is [true](#) for both possible [duration values](#) that are [specified by 1 year 1 day](#).

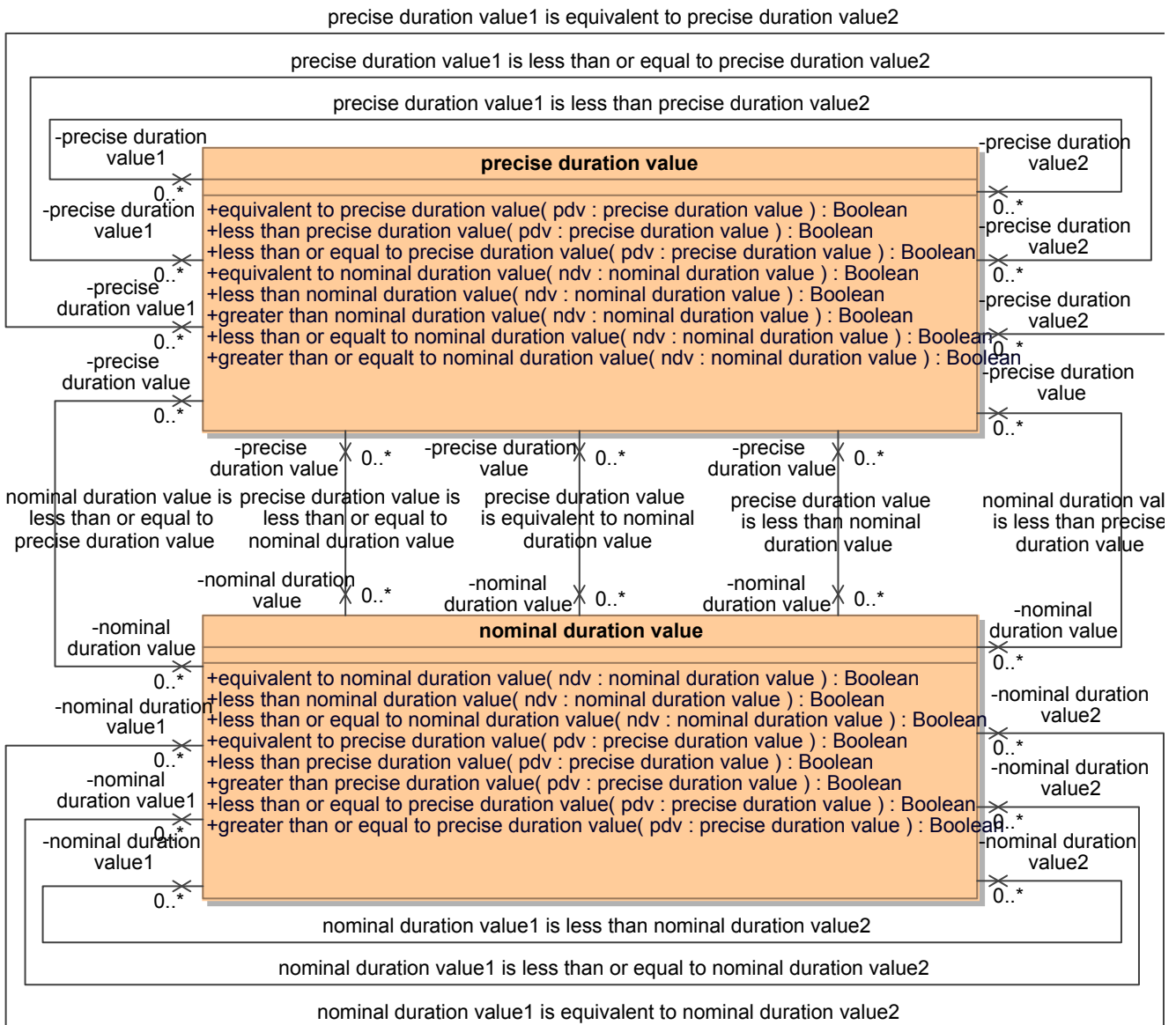


Figure 9.5 - Duration Value Comparison

precise duration value₁ *is equivalent to* precise duration value₂

Synonymous Form: precise duration value₁ *equals* precise duration value₂

Synonymous Form: precise duration value₁ = precise duration value₂

Definition: precise duration value₁ *quantifies* duration₁ and precise duration value₂ *quantifies* duration₂ and duration₁ = duration₂

Example: "3 days 12 hours" *is equivalent to* "84 hours"

nominal duration value₁ *is equivalent to* nominal duration value₂

Synonymous Form: nominal duration value₁ *equals* nominal duration value₂

Synonymous Form: nominal duration value₁ = nominal duration value₂

Definition: nominal duration value₁ = duration value set₁ and nominal duration value₂ = duration value set₂ and duration value set₁ = duration value set₂

Example: "1 month" *is equivalent to* "1 month"

Example: "1 year 1 day" *is not equivalent to* "366 days"

precise duration value *is equivalent to* nominal duration value

Synonymous Form: precise duration value *equals* nominal duration value

Synonymous Form: precise duration value = nominal duration value

Synonymous Form: nominal duration value *is equivalent to* precise duration value

Synonymous Form: nominal duration value *equals* precise duration value

Synonymous Form: nominal duration value = precise duration value

Definition: nominal duration value *quantifies* a duration value set and precise duration value *quantifies* a duration that = some duration of the duration value set

Example: "28 days" *is equivalent to* "1 month"

precise duration value₁ *is less than or equal to* precise duration value₂

Synonymous Form: precise duration value₂ *is greater than or equal to* precise duration value₁

Synonymous Form: precise duration value₁ ≤ precise duration value₂

Synonymous Form: precise duration value₂ ≥ precise duration value₁

Definition: precise duration value₁ *quantifies* duration₁ and precise duration value₂ *quantifies* duration₂ and duration₁ ≤ duration₂

Example: "1 hour 30 minutes" *is less than or equal to* "2 days 30 minutes"

nominal duration value₁ *is less than or equal to* nominal duration value₂

Synonymous Form: nominal duration value₂ *is greater than or equal to* nominal duration value₁

Synonymous Form: nominal duration value₁ ≤ nominal duration value₂

Synonymous Form: nominal duration value₂ ≥ nominal duration value₁

Definition: nominal duration value₁ *quantifies* duration value set₁ and nominal duration value₂ *quantifies* duration value set₂ and duration value set₁ ≤ duration value set₂

Example: "1 month 1 day" *is less than or equal to* "1 month 2 days"

precise duration value is less than or equal to nominal duration value

- Synonymous Form: precise duration value ≤ nominal duration value
- Synonymous Form: nominal duration value is greater than or equal to precise duration value
- Synonymous Form: nominal duration value ≥ precise duration value
- Definition: precise duration value quantifies duration and nominal duration value quantifies duration value set and duration ≤ duration value set
- Example: "366 days" is less than or equal to "1 year 1 day"

nominal duration value is less than or equal to precise duration value

- Synonymous Form: nominal duration value ≤ precise duration value
- Synonymous Form: precise duration value is greater than or equal to nominal duration value
- Synonymous Form: precise duration value ≥ nominal duration value
- Definition: nominal duration value quantifies duration value set and precise duration value quantifies duration and duration value set ≤ duration
- Example: "2 years 1 day" is less than or equal to "732 days"

precise duration value₁ is less than precise duration value₂

- Synonymous Form: precise duration value₂ is greater than precise duration value₁
- Synonymous Form: precise duration value₁ < precise duration value₂
- Synonymous Form: precise duration value₂ > precise duration value₁
- Definition: precise duration value₁ quantifies duration₁ and precise duration value₂ quantifies duration₂ and duration₁ < duration₂
- Example: "1 hour 30 minutes" is less than "91 minutes"

nominal duration value₁ is less than nominal duration value₂

- Synonymous Form: nominal duration value₂ is greater than nominal duration value₁
- Synonymous Form: nominal duration value₁ < nominal duration value₂
- Synonymous Form: nominal duration value₂ > nominal duration value₁
- Definition: nominal duration value₁ quantifies duration value set₁ and nominal duration value₂ quantifies duration value set₂ and duration value set₁ < duration value set₂
- Example: "1 month 1 day" is less than "1 month 2 days"

precise duration value is less than nominal duration value

- Synonymous Form: precise duration value < nominal duration value
- Synonymous Form: nominal duration value is greater than precise duration value
- Synonymous Form: nominal duration value > precise duration value
- Definition: precise duration value quantifies duration and nominal duration value quantifies duration value set and duration < duration value set
- Example: "366 days" is less than "1 year 2 days"

nominal duration value is less than precise duration value

- Synonymous Form: nominal duration value < precise duration value
- Synonymous Form: precise duration value is greater than nominal duration value

Synonymous Form: [precise duration value](#) > [nominal duration value](#)
 Definition: [nominal duration value](#) *quantifies* [duration value set](#) and [precise duration value](#) *quantifies* [duration](#) and [duration value set](#) < [duration](#)
 Example: "1 month 1 day" is less than "34 days"

9.5 Duration Value Sets

This sub clause defines the concept '[duration value set](#)' and those relationships of that concept that are needed to semantically ground other features of this specification.

duration value set

Definition: [set of duration values](#)
 Possibility: [the cardinality of a duration valueset is 0](#)
 Example: [the duration value set that is quantified by {60 seconds, 64 seconds}](#)

The following concepts support comparison of two [duration value sets](#).

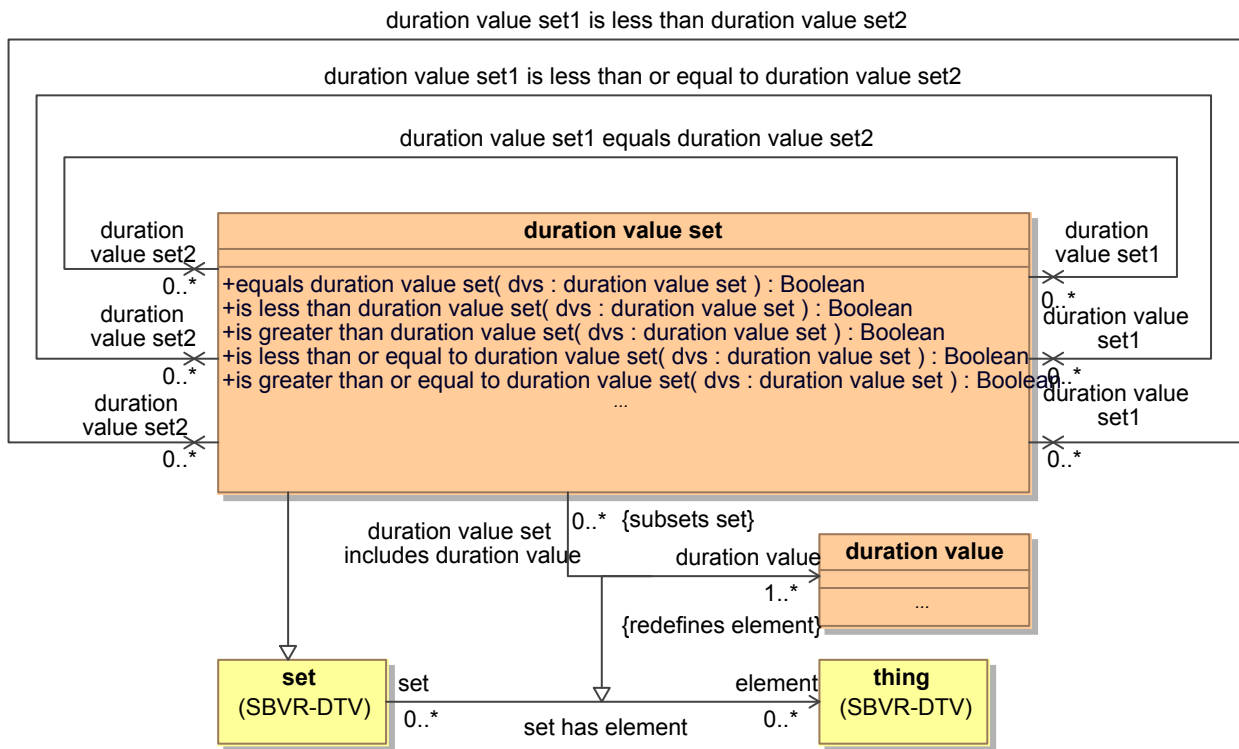


Figure 9.6 - Duration Value Set Comparisons

duration value set₁ equals duration value set₂

Synonymous Form: [duration value set](#)₁ is equal to [duration value set](#)₂
 Synonymous Form: [duration value set](#)₁ is equivalent to [duration value set](#)₂

Synonymous Form: duration value set₁ = duration value set₂
Definition: each duration₁ of duration value set₁ = some duration₂ of duration value set₂ and each duration₂ of duration value set₂ = some duration₁ of duration value set₁
Example: the duration value set {1 week, 2 weeks} equals the duration value set {7 days, 14 days}
Example: the duration value set {1 day, 2 days} equals the duration value set {2 days, 1 day}

duration value set₁ is less than or equal to duration value set₂

Synonymous Form: duration value set₂ is greater than or equal to duration value set₁
Synonymous Form: duration value set₁ ≤ duration value set₂
Synonymous Form: duration value set₂ ≥ duration value set₁
Definition: each duration value₁ of duration value set₁ is less than or equal to each duration value₂ of duration value set₂
Example: the duration value set {1 day, 2 days} is less than or equal to the duration value set {2 days, 4 days}

duration value set₁ is less than duration value set₂

Synonymous Form: duration value set₂ is greater than duration value set₁
Synonymous Form: duration value set₁ < duration value set₂
Synonymous Form: duration value set₂ > duration value set₁
Definition: each duration value₁ of duration value set₁ is less than each duration value₂ of duration value set₂
Example: the duration value set {1 day, 2 days} is less than the duration value set {3 days, 4 days}

Durations can be compared with duration value sets.

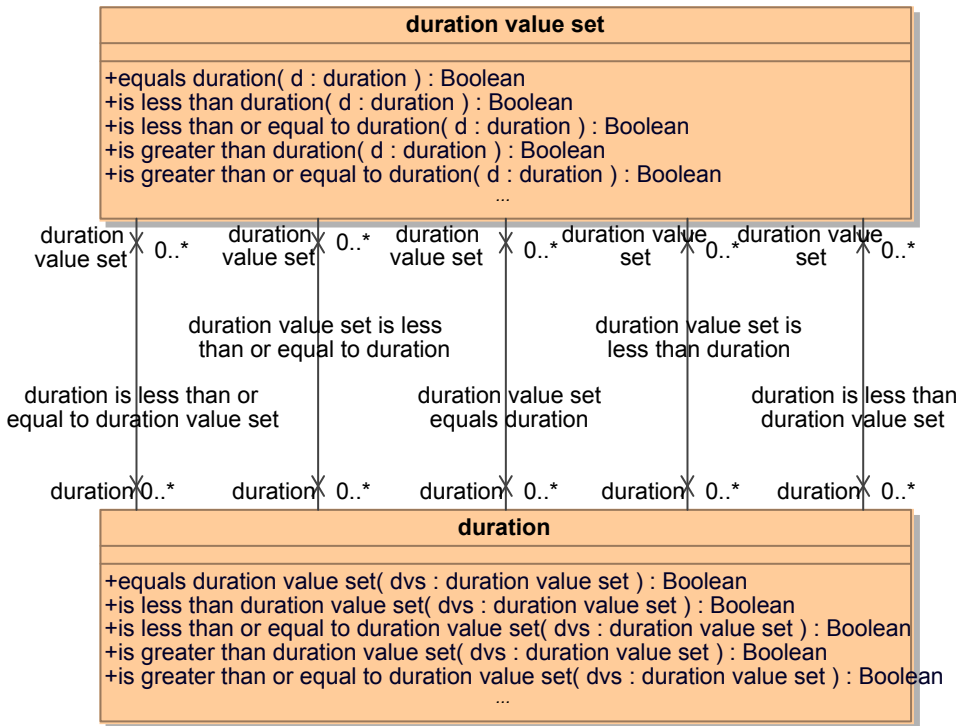


Figure 9.7 - Comparisons among Duration Value Sets and Durations

duration value set equals duration

- Synonymous Form: [duration = duration value set](#)
- Synonymous Form: [duration value set = duration](#)
- Synonymous Form: [duration equals duration value set](#)
- Synonymous Form: [duration value set is equivalent to duration](#)
- Synonymous Form: [duration is equivalent to duration value set](#)
- Definition: [each duration value of the duration value set equals the given duration](#)
- Example: [the duration value set {1 day} equals the duration that is quantified by 1 day](#)

duration value set is less than or equal to duration

- Synonymous Form: [duration is greater than or equal to duration value set](#)
- Synonymous Form: [duration value set ≤ duration](#)
- Synonymous Form: [duration ≥ duration value set](#)
- Definition: [each duration value of the duration value set is less than or equal to the given duration](#)
- Example: [the duration value set {1 day, 2 days} is less than or equal to the duration that is quantified by 2 days](#)

duration is less than or equal to duration value set

- Synonymous Form: [duration value set is greater than or equal to duration](#)
- Synonymous Form: [duration ≤ duration value set](#)

Synonymous Form: duration value set \geq duration
Definition: duration *is less than or equal to* each duration value *of the* duration value set
Example: the duration that is quantified by 28 days is less than or equal to the duration value set {28 days, 29 days}

duration value set is less than duration

Synonymous Form: duration *is greater than* duration value set
Synonymous Form: duration value set $<$ duration
Synonymous Form: duration $>$ duration value set
Definition: each duration value *of the* duration value set *is less than* the given duration
Example: the duration value set {1 day, 2 days} is less than the duration that is quantified by 3 days

duration is less than duration value set

Synonymous Form: duration value set *is greater than* duration
Synonymous Form: duration $<$ duration value set
Synonymous Form: duration value set $>$ duration
Definition: duration *is less than* each duration value *of the* duration value set
Example: the duration that is quantified by 364 days is less than the duration value set {365 days, 366 days}

Specification of compound nominal duration values as duration value sets requires addition and subtraction among durations and duration value sets, and addition and subtraction among two duration value sets.

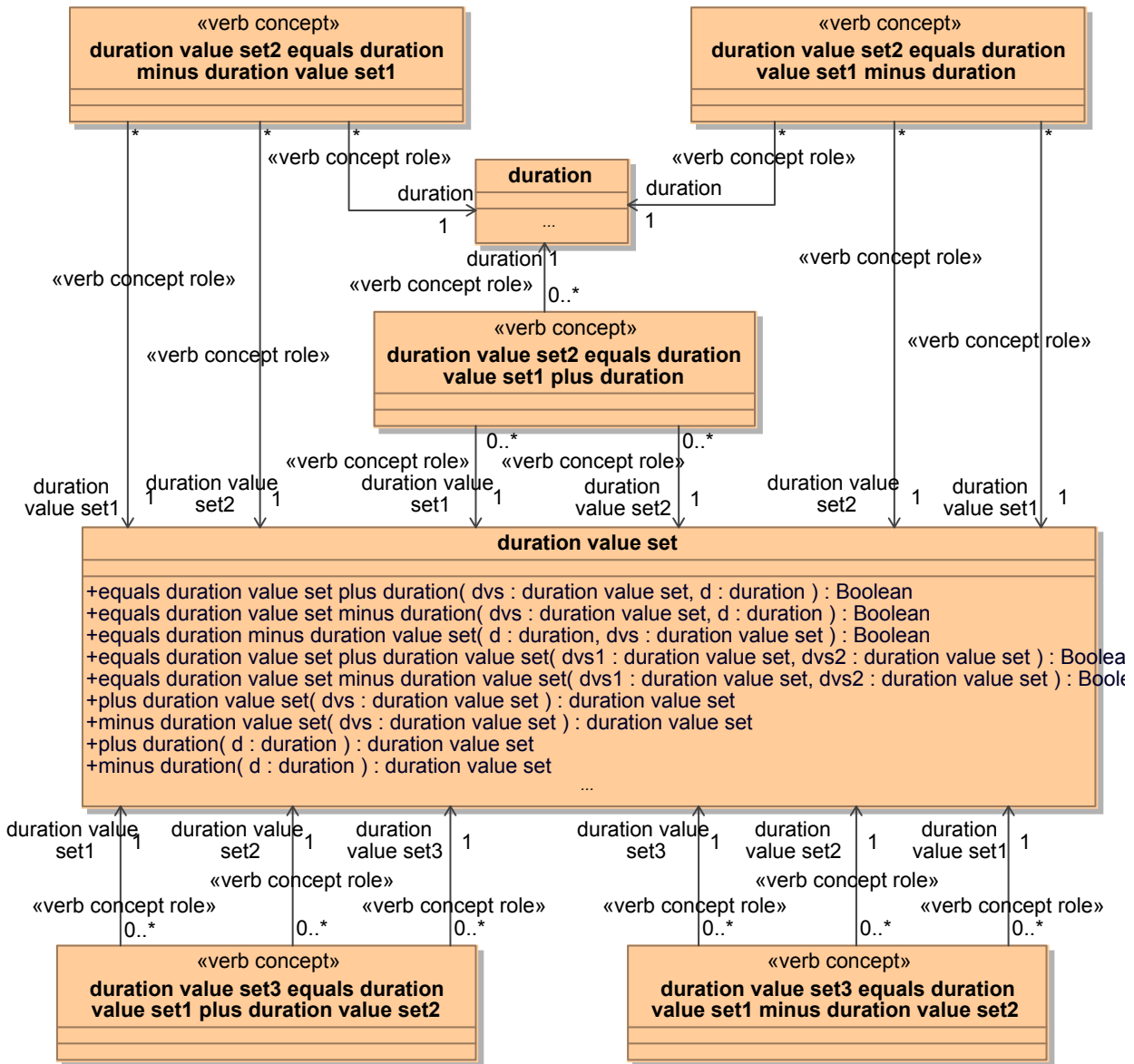


Figure 9.8 - Duration Value Set Arithmetic

duration value set₂ equals duration value set₁ plus duration

- Synonymous Form: [duration value set₂ equals duration plus duration value set₁](#)
- Synonymous Form: [duration value set₂ = duration value set₁ + duration](#)
- Synonymous Form: [duration value set₂ = duration + duration value set₁](#)
- Synonymous Form: [duration value set₁ + duration](#)
- Synonymous Form: [duration + duration value set₁](#)
- Synonymous Form: [duration plus duration value set₁](#)

Synonymous Form: duration value set₁ plus duration
 Definition: each duration value₂ of the duration value set₂ equals some duration value₁ of duration value set₁ plus the duration
 Necessity: For each duration value set₁ and for each duration, exactly one duration value set₂ is the duration value set₁ plus the duration.
 Example: the duration value set {3 days, 4 days} equals the duration that is quantified by 2 days plus the duration value set {1 day, 2 days}

duration value set₃ equals duration value set₁ plus duration value set₂

Synonymous Form: duration value set₃ = duration value set₁ + duration value set₂
 Definition: each duration value₃ of duration value set₃ = some duration value₁ of duration value set₁ + some duration value₂ of duration value set₂, where the duration value₁ and duration value₂ are selected to form a Cartesian product of duration value set₁ and duration value set₂
 Note: The result set disregards duplicates. Hence the cardinality of duration value set₃ may be less than the product of the cardinalities of duration value set₁ and duration value set₂.
 Necessity: For each duration value set₁ and for each duration value set₂, exactly one duration value set₃ is the duration value set₁ plus the duration value set₂.
 Example: the duration value set {4 days, 5 days, 6 days} equals the duration value set {1 day, 2 days} plus the duration value set {3 days, 4 days}

duration value set₂ equals duration value set₁ minus duration

Synonymous Form: duration value set₂ = duration value set₁ – duration
 Synonymous Form: duration value set₁ minus duration
 Synonymous Form: duration value set₁ – duration
 Definition: each duration value₁ of duration value set₁ ≥ the duration and each duration value₂ of the duration value set₂ = some duration value₁ of duration value set₁ – the duration
 Necessity: For each duration value set₁ and for each duration that is less than or equal to each duration value₁ of duration value set₁, exactly one duration value set₂ is the duration value set₁ minus the duration.
 Example: the duration value set {2 days, 0 days} = the duration value set {3 days, 1 day} – the duration that is quantified by 1 day

duration value set₂ equals duration minus duration value set₁

Synonymous Form: duration value set₂ = duration – duration value set₁
 Synonymous Form: duration – duration value set₁
 Synonymous Form: duration minus duration value set₁
 Definition: each duration value₁ of duration value set₁ ≤ the duration and each duration value₂ of duration value set₂ = the duration – some duration value₁ of duration value set₁

Necessity: For each duration value set₁ and for each duration that is greater than or equal to each duration value₁ of duration value set₁, exactly one duration value set₂ is the duration minus the duration value set₁.

Example: the duration value set {1 day, 0 days} = the duration that is quantified by 2 days - the duration value set {1 day, 2 days}

duration value set₃ equals duration value set₁ minus duration value set₂

Synonymous Form: duration value set₃ = duration value set₁ - duration value set₂

Synonymous Form: duration value set₁ minus duration value set₂

Synonymous Form: duration value set₁ - duration value set₂

Definition: duration value set₂ ≤ duration value set₁ and each duration value₃ of duration value set₃ = some duration value₁ of duration value set₁ - some duration value₂ of duration value set₂, where the duration value₁ and duration value₂ are selected to form a Cartesian product of duration value set₁ and duration value set₂

Note: The result set disregards duplicates. Hence the cardinality of duration value set₃ may be less than the product of the cardinalities of duration value set₁ and duration value set₂.

Necessity: For each duration value set₁ and for each duration value set₂ that is less than or equal to duration value set₁, exactly one duration value set₃ is the duration value set₁ minus the duration value set₂.

Example: the duration value set {-1 days, 0 days, 2 days, 3 days} = the duration value set {3 days, 4 days} - the duration value set {1 days, 4 days}

10 Calendars (normative)

10.1 General

[Calendars](#) use [time scales](#) to impose structure on time.

Calendars Vocabulary

General Concept:	terminological dictionary
Language:	English
Included Vocabulary:	Time Infrastructure Vocabulary
Namespace URI:	http://www.omg.org/spec/DTV/20160301/dtv-sbvr.xml#CalendarsVocabulary

10.2 Calendar Fundamentals

This sub clause contains definitions true of calendars in general.

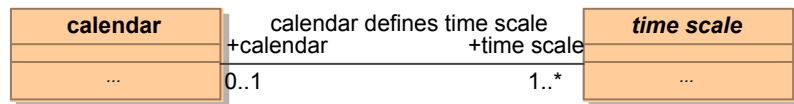


Figure 10.1 - Calendars

calendar

- Definition: system of [time scales](#) specified by a combination of concepts and rules
- Note: This concept of [calendar](#) can include any date-time [conceptual schema](#), of any [granularity](#). This is more general than the usual [calendar](#) concept, which limits the finest [granularity](#) to "[day](#)". The two most prominent calendars are the [Gregorian](#), whose finest [granularity](#) is "[day](#)", and the [Universal Coordinated Time \(UTC\)](#), whose finest [granularity](#) is "[second](#)". [UTC](#) uses the [Gregorian calendar](#) to get to a [day](#) and extends it to define the [time of day](#) down to a second [calendar](#).
- Note: There are many different [calendars](#), some standard, some cultural, some defined for particular business needs.
- Example: [Gregorian calendar](#), lunar calendars, fiscal calendars, manufacturing calendars, tax calendars, religious calendars.
- Reference Scheme: [the time scales that are defined by a calendar](#)

calendar defines time scale

- Synonymous Form: [time scale is defined by calendar](#)
- Synonymous Form: [time scale of calendar](#)
- Synonymous Form: [time scale on calendar](#)

Definition: [the calendar](#) specifies the details of [the time scale](#)

Example: The [Gregorian calendar](#) *defines* the [Gregorian year time scale](#) with other [time scales](#).

10.3 Calendar Time Points and Time Periods

This sub clause defines categories of [time points](#) and [time periods](#) that *indicate time intervals* with *duration* ‘[day](#)’, ‘[month](#)’, or ‘[year](#)’, but are independent of any particular calendar design. These concepts are intended to apply to religious and cultural calendars as well as the [Gregorian calendar](#).

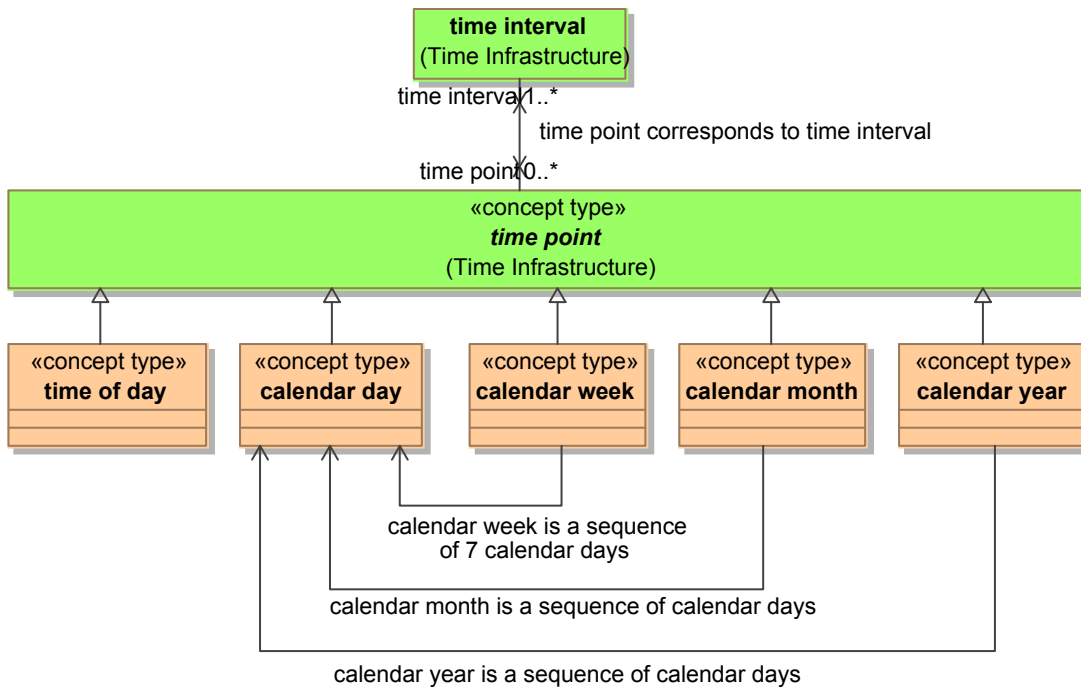


Figure 10.2 - Calendar Time Points

[calendar year](#)

Dictionary Basis: [ISO 8601](#) (2.2.13, 'calendar year')

Concept Type: [concept type](#)

Definition: [time point](#) that is defined by a given [calendar](#) as a consecutive [sequence](#) of [calendar days](#), during which approximately one orbital rotation of the Earth around the Sun is completed

Note: See "[Gregorian year](#)".

Example: the year [2008](#) (as defined by the [Gregorian calendar](#))

Example: the 15th year of the reign of the Pharaoh Akhenaton

[calendar month](#)

Concept Type: [concept type](#)

Definition: [time point that](#) is defined by a given [calendar](#) as a consecutive [sequence](#) of [calendar days](#) in a [calendar year](#), during which approximately one rotation of the Moon in its orbit around the Earth is completed

Example: [August, 1945](#) (as defined by the [Gregorian calendar](#))

Example: Ramadan in the 63rd year of the Prophet Mohammed

[calendar week](#)

Concept Type: [concept type](#)

Definition: [time point that](#) is defined by a given [calendar](#) as 7 consecutive [calendar days](#)

Dictionary Basis: ISO 8601 (2.2.8, 'calendar week')

Note: ISO 8601 adds “starting on a Monday” to this definition. This vocabulary drops that phrase because it is culture-specific.

Note: This specification introduces two specific calendar week concepts: '[ISO week](#)' and '[ISO week of year](#)', both of which adopt the ISO 8601 convention that weeks start on Monday. See Clause 12.

Example: The third [calendar week](#) of [2009](#).

[calendar day](#)

Concept Type: [concept type](#)

Definition: [time point](#) that is defined by a given [calendar](#), and that [corresponds to time intervals](#) during which approximately one revolution of the Earth occurs on its axis

Necessity: [For each calendar, each instance of each calendar day that is defined by the calendar is met by at most one instance of a calendar day that is defined by the calendar.](#)

Example: [July 4, 1776](#) (as defined by the [Gregorian calendar](#))

Example: The time period from sunrise in Rome on the Ides of March in the year 753 after the founding of the City to the following sunrise.

[time of day](#)

Definition: [time point that is on a time scale that has a granularity that is less than 1 day](#)

Note: [time of day time points](#) are defined and discussed in detail in sub clause 13.2. The intent here is that such time scales may be defined by a [calendar](#).

Example: [hour of day](#), [second of minute](#)

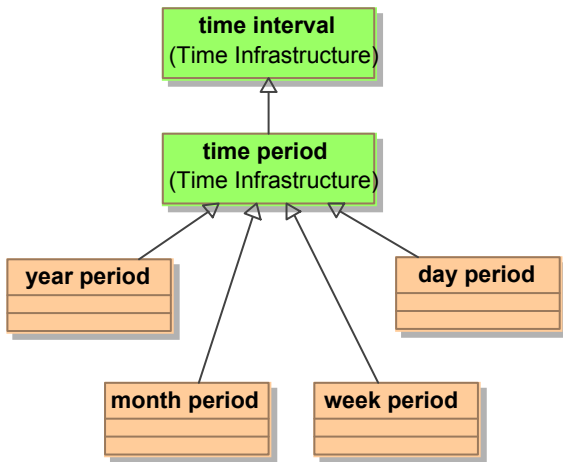


Figure 10.3 - Time periods based on calendars

year period

Dictionary Basis: [ISO 8601](#) (2.2.14, note 1)

Definition: [time period](#) which starts at a certain [time of day](#) at a certain [calendar date](#) of the [calendar year](#) and ends at the same [time of day](#) at the same [calendar date](#) of the next [calendar year](#), if it exists. In other cases, the ending [calendar date](#) is defined by agreement.

Note: A [calendar year](#) corresponds to [time periods](#) that start and end as defined by a [calendar](#). A [year period](#) starts at any time within an instance of a [calendar year](#).

Example: The concept "fiscal year" defined as the [year period](#) from [midnight](#) of [July 1](#) of one [calendar year](#) to [midnight](#) of [July 1](#) of the following [calendar year](#).

month period

Source: [ISO 8601](#) (2.2.12, note 1)

Definition: [time period](#) that starts at a certain [time of day](#) at a certain [calendar date](#) of the [calendar month](#) and ends at the same [time of day](#) at the same [calendar date](#) of the next [calendar month](#), if it exists. In other cases, the ending [calendar date](#) is defined by agreement.

Note: A [calendar month](#) corresponds to [time periods](#) that start and end as defined by a [calendar](#). A [month period](#) starts at any time within an instance of a [calendar month](#).

Example: From [July 15](#) at noon to [August 15](#) at noon.

week period

Definition: [time period](#) that starts at a certain [time of day](#) on a certain [calendar day](#) of the [calendar week](#) and ends at the same [time of day](#) at the same [calendar day](#) of the next [calendar week](#).

Note: A [calendar week](#) is a period that starts and ends as defined by a [calendar](#). A [week period](#) starts and ends at any time within a [calendar week](#).

Example: [Tuesday](#) to [Tuesday](#).

day period

Definition: [time period](#) that begins and ends at the same local [time of day](#) on consecutive [calendar days](#)

Note: A [calendar day](#) corresponds to [time periods](#) that start and end as defined by a [calendar](#). A [day period](#) starts at any time of day within an instance of a [calendar day](#).

Note: A [day period](#) is defined by starting and ending at the same local [time of day](#). When the local [time of day](#) is affected by a change of [time offset](#) between the starting and ending time intervals, the [day period](#) can have a [duration](#) that is not [24 hours](#). The [duration](#) of a [month period](#) or a [year period](#) may also be affected by changes in the [time offset](#) for the local [time of day](#).

Example: Noon one [calendar day](#) to noon the following [calendar day](#).

10.4 Time Point Subdivision

The purpose of [finite time scales](#) is to provide finer-grained resolution of time intervals within the time intervals that are instances of time points with coarser granularities. In this specification, the relationship between a finite time scale and a coarser time point is called “time point subdivision”. Many finite time scales are defined by the category of time point they subdivide and the granularity of the time points they contain.

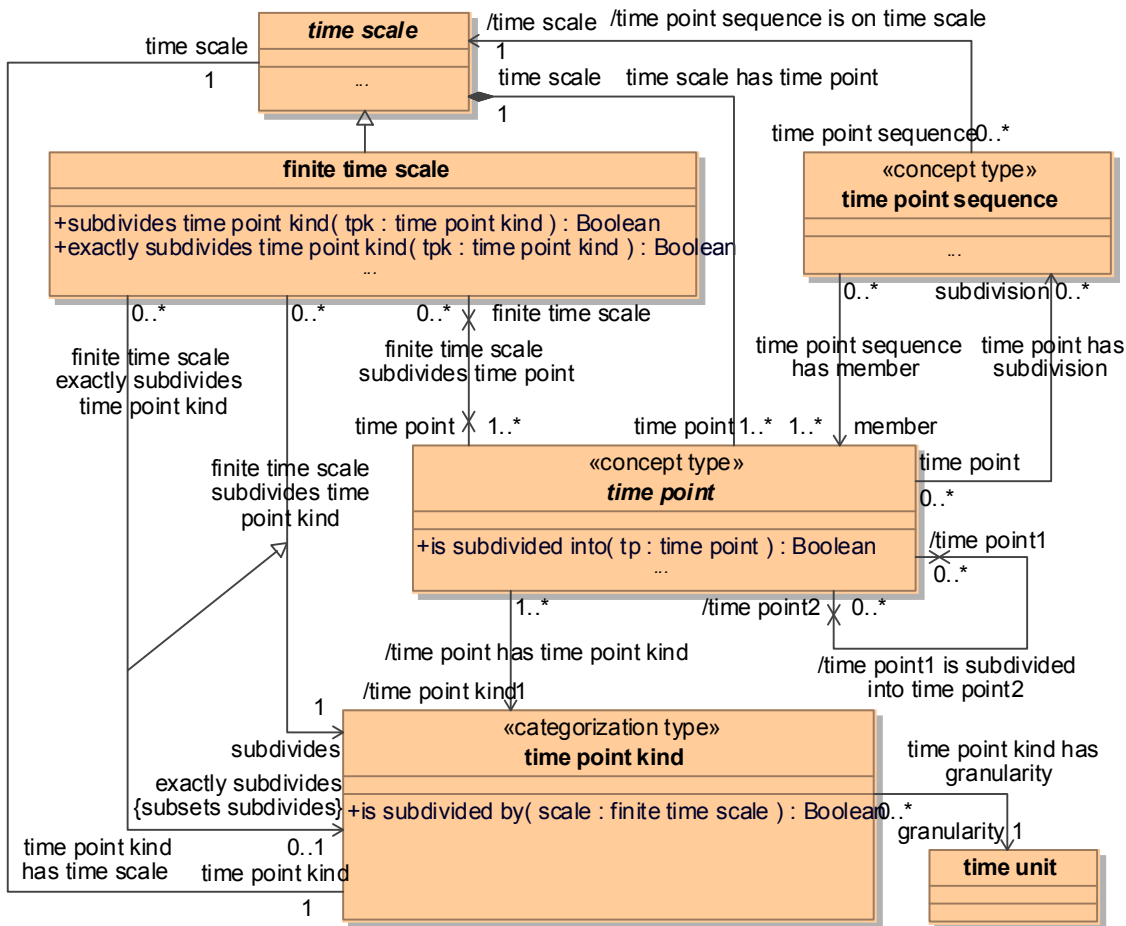


Figure 10.4 - Time Point Subdivision

time point kind

- Definition: [concept that has an extension that is the set of members of exactly one time scale](#)
- Necessity: [Each time point kind specializes the concept 'time point'.](#)
- Necessity: [The concept 'time point kind' is a categorization type that is for the concept 'time point'.](#)
- Note: ['Time point kind' is a partial categorization of 'time point'. A concept like 'time of day' specializes 'time point', but its extension is not just the members of one time scale.](#)
- Concept Type: [categorization type](#)

time point kind has time scale

- Synonymous Form: [time scale defines time point kind](#)
- Definition: [each time point that is an instance of the time point kind is a member of the time scale](#)
- Necessity: [Each time point kind has exactly one time scale.](#)
- Necessity: [Each time scale defines exactly one time point kind.](#)

time point kind has granularity

Definition: the granularity is the granularity of the time scale of the time point kind
Necessity: Each time point kind has exactly one granularity.

finite time scale subdivides time point

Definition: each instance of the time point is an instance of a time point sequence that is on the finite time scale and that has a first time point that is the index origin member of the finite time scale
Note: This verb concept is defined primarily to simplify other definitions.

finite time scale subdivides time point kind

Definition: the finite time scale subdivides each time point that is an instance of the time point kind
Note: This verb concept describes the purpose of the finite time scale: each time point of the finite time scale corresponds to time intervals according to their position relative to the start of a time interval that is an instance of some time point of the time point kind. The first time point of the finite time scale corresponds to time intervals that start the larger time intervals and have a duration equal to the granularity of the finite time scale.
Necessity: The granularity of each finite time scale is less than the granularity of each time point kind that the finite time scale subdivides.
Note: The time point sequence may correspond to more time intervals than the instances of the time point. For example, the day of hours time scale subdivides ISO day of week and day of month, but the time point sequence that is hour of day 0 to hour of day 23 corresponds to every one day time interval, not just every Tuesday and every first of the month.
Example: The day of hours scale subdivides Gregorian calendar day. Every time point that is a Gregorian calendar day is subdivided into 24 hour of day time points, and each corresponding time interval is divided into 24 time intervals, each of which is an instance of one hour of day.
Note: The time point sequence may correspond to more time intervals than the instances of the time point. For example, the day of hours time scale subdivides day of week and day of month, but the time point sequence that is hour of day 0 to hour of day 23 corresponds to every one day time interval, not just every Tuesday and every first of the month.
Example: The Gregorian month of days scale subdivides month of year. Every time point that is a Gregorian month of year is subdivided into some number of day of month time points, and the time point sequences all begin with day of month 1, but the length of the time point sequence depends on which month time point is subdivided.

subdivision

Concept Type: role
General Concept: time point sequence
Definition: time point sequence that is coextensive with a given time point

time point has subdivision

Definition: the subdivision is a time point sequence that corresponds to each instance of the time point and that is on some finite time scale that subdivides the time point
Possibility: A time point has no subdivision.
Possibility: A time point has more than one subdivision.

time point₁ is subdivided into time point₂

Definition: the subdivision of time point₁ includes time point₂

Note: This verb concept describes the relationship between a time point₁ and each individual time point₂ of a kind that subdivides it. In this specification it is used primarily to express the cardinality of subdivisions.

Example: Gregorian day 3 January 2010 is subdivided into exactly 24 'hour of day' time points. The time interval corresponding to Gregorian date 3 January 2010 is implicitly subdivided into 24 time intervals, each of which is an instance of one hour of day. But that same 24-hour time point sequence is the subdivision of every Gregorian day, and it corresponds to every time interval that is an instance of a Gregorian day.

finite time scale exactly subdivides time point kind

Definition: for each time point that is an instance of time point kind, the time point sequence that is the finite time scale corresponds to each time interval that is an instance of the time point

Necessity: Each finite time scale that exactly subdivides a time point kind subdivides the time point kind.

Necessity: If a finite time scale exactly subdivides a time point kind₁, and each time point of the finite time scale is an instance of a time point kind₂, then the number of time point kind₂ that each time point that is an instance of time point kind₁ has is the cardinality of the finite time scale.

Example: The day of hours scale exactly subdivides Gregorian day of month. Every Gregorian day of month therefore has 24 of 'hour of day', because 24 is the cardinality of 'day of hours'.

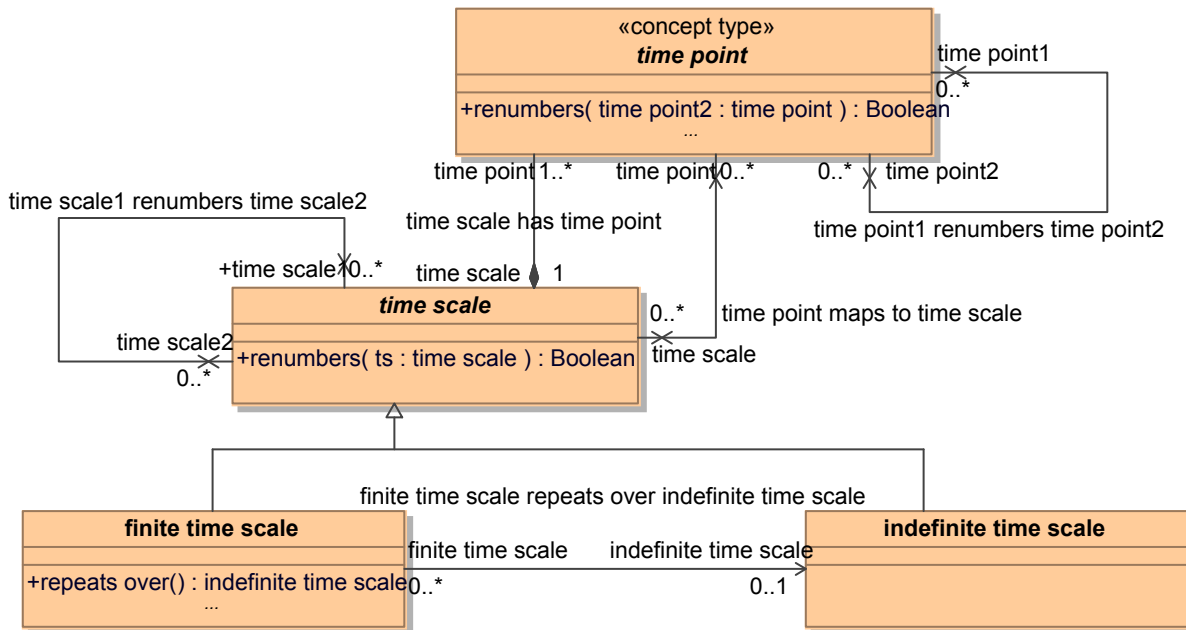


Figure 10.5 - Time Scale Renumbering

time point maps to time scale

- Definition: the time point is not on the time scale and each time interval that is an instance of the time point is an instance of some time point of the time scale
- Note: This concept is introduced in order to simplify the definitions of time scale₁ renumbers time scale₂ and time point₁ renumbers time point₂.
- Example: Every day-of-year on the year of days time scale (see xxx) maps to the indefinite time scale of calendar days. All of the time intervals involved are instances of calendar day.

time point₁ renumbers time point₂

- Synonymous Form: time point₂ is renumbered by time point₁
- Definition: time point₁ maps to the time scale of time point₂ and time point₂ specializes time point₁
- Description: Every time interval that is an instance of time point₂ is also an instance of time point₁
- Possibility: A time point₁ renumbers more than one time point.
- Note: In particular, a time point on a finite time scale can renumber an indefinite number of time points on an indefinite time scale
- Example: Every day-of-year on the year of days time scale renumbers a set of time points on the indefinite time scale of calendar days

time scale₁ renumbers time scale₂

- Definition: each time point of time scale₁ renumbers some time point of time scale₂ and each time point of time scale₂ is renumbered by some time point of time scale₁
- Necessity: The granularity of each time scale₂ that a time scale₁ renumbers is the granularity of time scale₁.

finite time scale repeats over indefinite time scale

- Definition: the finite time scale renumbers the indefinite time scale and each time point₁ of the indefinite time scale is renumbered by the time point₃ that is on the finite time scale and that is just before the time point₄ that renumbers the time point₂ that is next after time point₁, if time point₂ is not renumbered by the index origin member of the finite time scale
- Description: Consecutive time points on the finite time scale renumber consecutive time points on the infinite time scale, and at some point the finite time scale starts over beginning with the origin time point.
- Note: Figure 10.6 shows the relationship of a finite time scale to an indefinite time scale that it repeats over. The arrows show correspondence to time intervals. The time points of the finite time scale, beginning at the origin, correspond to time intervals that are instances of time points on the indefinite time scale. So, in particular, time point O renumbers time point M and time point N, because it corresponds to the same time intervals. Further, time points M+1 and N+1 are renumbered by time point O+1, and similarly time points M+2 and N+2 are renumbered by time point O+2, and so on. This is the requirement stated in the definition above. Some "last" time point (T) on the finite time scale, however, renumbers the time point that is just before time point N, because the origin time point (O) renumbers time point N.

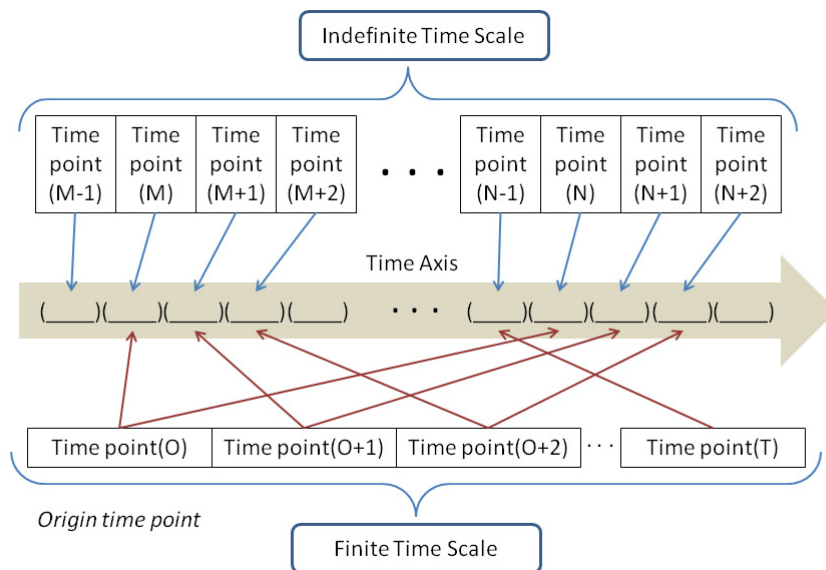


Figure 10.6 - Time point renumbering

Note:

It is possible that time point (T) does not renumber the time point that is just before time point (M). Some other time point on the finite time scale (e.g., T-1) may renumber that time point. It is not a requirement that the entire finite time scale is repeated in every instance. For example, the month of days (finite) time scale renumbers the Gregorian days (indefinite) time scale. The month of days has 31 day of month time points, but the repeating process can start over after index 30, or 29, or 28, as well.

10.5 Time Coordinates

A [time coordinate](#) is a conceptual structure of meaning that *refers to time intervals* using [time scales](#). A time coordinate that refers to exactly one time interval is called an [absolute time coordinate](#). When a time coordinate incorporates a year number, it is always an absolute time coordinate. For example, “January 3, 2011” refers to exactly one day over all time. A time coordinate that refers to more than one time interval is called a [relative time coordinate](#). When a time coordinate omits the year, it is usually relative. For example, “January 3” refers to one day in every calendar year.

An [atomic time coordinate](#) is said to *indicate* a [time point](#) on some time scale, either by its name or by its number (called its [index](#)). For example, “January” indicates a Gregorian month of year time point, and “day of month 3” indicates a day of month time point. The atomic time coordinate *refers to* all the time intervals that are instances of that time point.

A [compound time coordinate](#) describes a category of the concept ‘[time interval](#)’, by *combining* multiple time coordinates to create a set of atomic time coordinates on different time scales. The compound time coordinate *refers to* the time intervals that are instances of the smallest granularity time point and that are contained in instances of the larger ones. For example, “July 1” is a compound time coordinate that refers to instances of ‘day of month 1’ that are part of an instance of July. Compound time coordinates don’t always indicate time points. (“July 1” does not indicate a time point; because of leap years, it is not always the same day of year. “July 1, 2011”, however, indicates a time point on the indefinite time scale of Gregorian days.)

Examples are “[July 1, 2010 12:43:55](#)”, “[ISO week of year 41 ISO day of week 6](#)”, and “[1999 day 45](#)”. Clauses 11, 12, and 13 specify which combinations of [atomic time coordinates](#) form legitimate [compound time coordinates](#). Invalid combinations typically omit intermediate time units. For example, “2011 12:43:55” makes no sense.

This specification does NOT specify how [time coordinates](#) are externally represented, for example on a monitor or in printed form. Many different external formats are employed among different languages and cultures. Representation formats are the choice of individual tools.

When more than one [time coordinate](#) *refers to* exactly the same [time intervals](#), they are said to be *equivalent*. For example, “[January 3, 2011](#)” *is equivalent to* “[2011 day 3](#)” because the two [time coordinates](#) *refer to* the same [calendar day](#) time interval. Determining equivalence is not easy because of the incorporation of [leap days](#) in some [calendar years](#). For example, whether the 182nd day of the [calendar year](#) is before or the same as [July 1](#) of the same [calendar year](#) depends upon whether the [calendar year](#) is a [leap year](#).

10.5.1 General

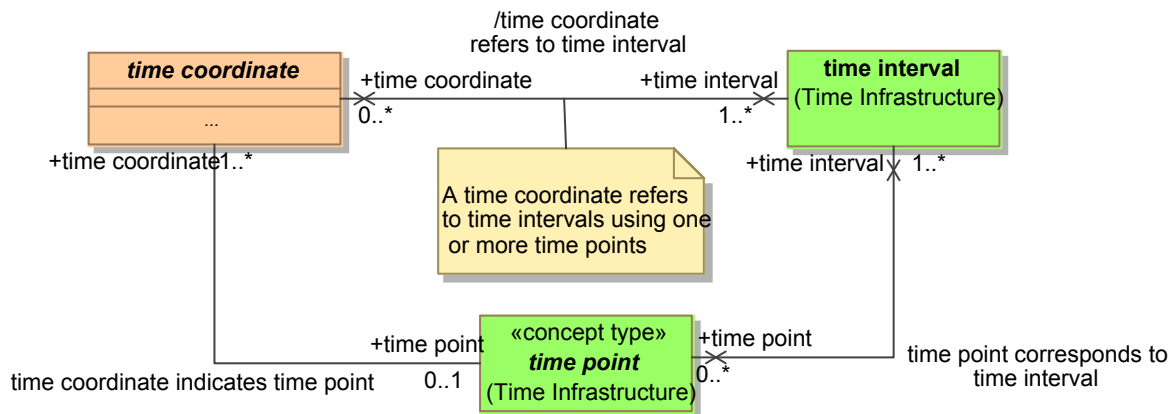


Figure 10.7 - Time Coordinate

time coordinate

- Synonym: [time stamp](#)
- Definition: conceptual structure of meaning that characterizes a category of the concept '[time interval](#)'
- Reference Scheme: [an expression that represents the time coordinate](#)
- Example: [January 2009](#), [2009 month 1](#), [2009](#)
- Note: [Time coordinates](#) may be either absolute or relative (see sub clause 10.5.2).
- Note: [Time coordinates](#) may be either atomic or compound (see sub clause 10.5.3).
- Necessity: [Each time coordinate is either an absolute time coordinate or a relative time coordinate.](#)
- Necessity: [Each time coordinate is either an atomic time coordinate or a compound time coordinate.](#)
- Note: Particular kinds of [time coordinates](#) are defined in Clauses 11, 12, and 13.

time coordinate indicates time point

- Definition: [the time coordinate](#) characterizes [the time point](#), either by instantiating a [reference scheme](#) for the concept '[time point](#)', or by characterizing the [time intervals](#) that the [time point corresponds to](#)
- Necessity: [Each time coordinate indicates at most one time point.](#)

- Possibility: [A time point is indicated by more than one time coordinate.](#)
- Note: Atomic time coordinates and compound time coordinates indicate time points in different ways. Each is specified separately below.
- Note: See '[compound time coordinate indicates time point](#)' for definitions of exactly how a [compound time coordinate indicates](#) a [time point](#).

time coordinate refers to time interval

- Note: The purpose of time coordinates is to identify time intervals, but atomic time coordinates and compound time coordinates do that in different ways. So this concept is separately defined for the two categories of time coordinate.
- Necessity: [Each time coordinate refers to at least one time interval.](#)

10.5.2 Absolute and Relative Time Coordinates

It is convenient to distinguish between [absolute time coordinates](#) ([time coordinates](#) that include a [calendar year](#) and hence can be located on the [Time Axis](#)) and [relative time coordinates](#) ([time coordinates](#) that are relative to some larger [time unit](#)).

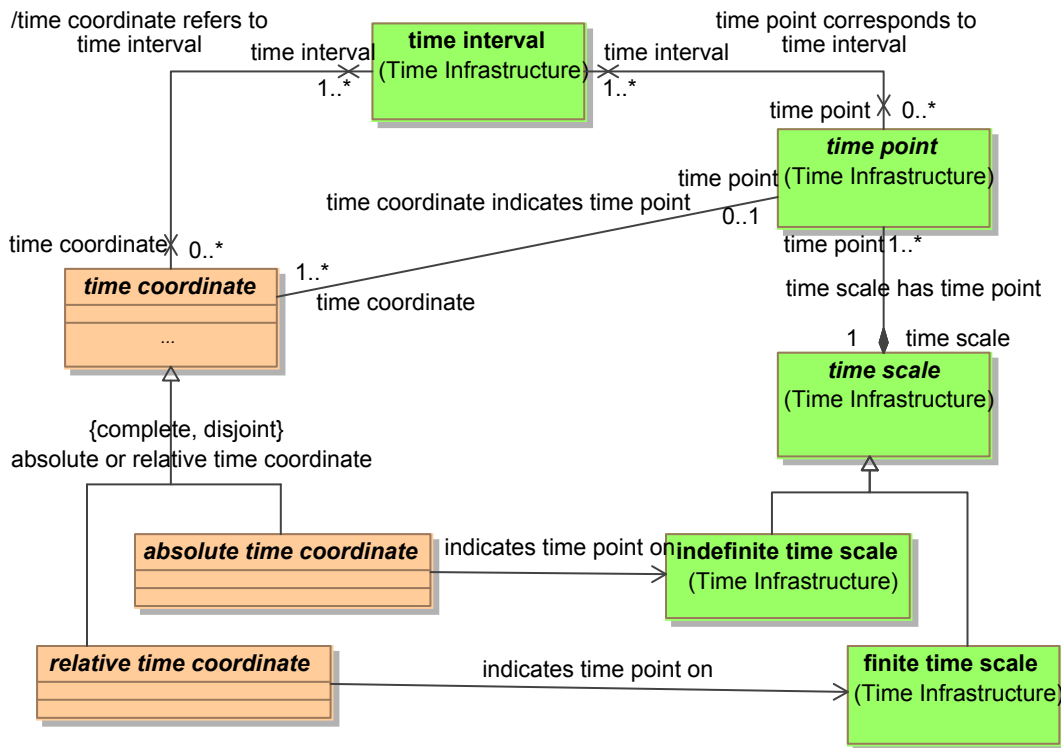


Figure 10.8 - Absolute and Relative Time Coordinates

absolute time coordinate

Definition: [time coordinate](#) that *refers to exactly one* [time interval](#)

Necessity: [If an absolute time coordinate indicates a time point, the time point is on an indefinite time scale.](#)

Necessity: [No absolute time coordinate is a relative time coordinate.](#)

relative time coordinate

Definition: [time coordinate that refers to more than one time interval](#)

Necessity: [If a relative time coordinate indicates a time point, the time point is on a finite time scale.](#)

Necessity: [No relative time coordinate is an absolute time coordinate.](#)

Note: [A relative time coordinate refers to one time interval](#) within each time period that is an instance of some [time point](#) with a greater granularity (e.g., an [hour of day](#) is part of a [calendar day](#)). Thus the relative time coordinate “recurs” in each instance of the larger [time point](#).

Example: [12 November](#) (which recurs every calendar year)

10.5.3 Atomic and Compound Time Coordinates

As with [duration values](#), [time coordinates](#) can be [atomic](#) (reference just one [time scale](#), as in “[5 p.m.](#)”) or [compound](#) (referencing multiple [time scales](#), as in “[5:00 p.m.](#)”, which combines an [hour-of-day](#) and a [minute-of-hour](#)).

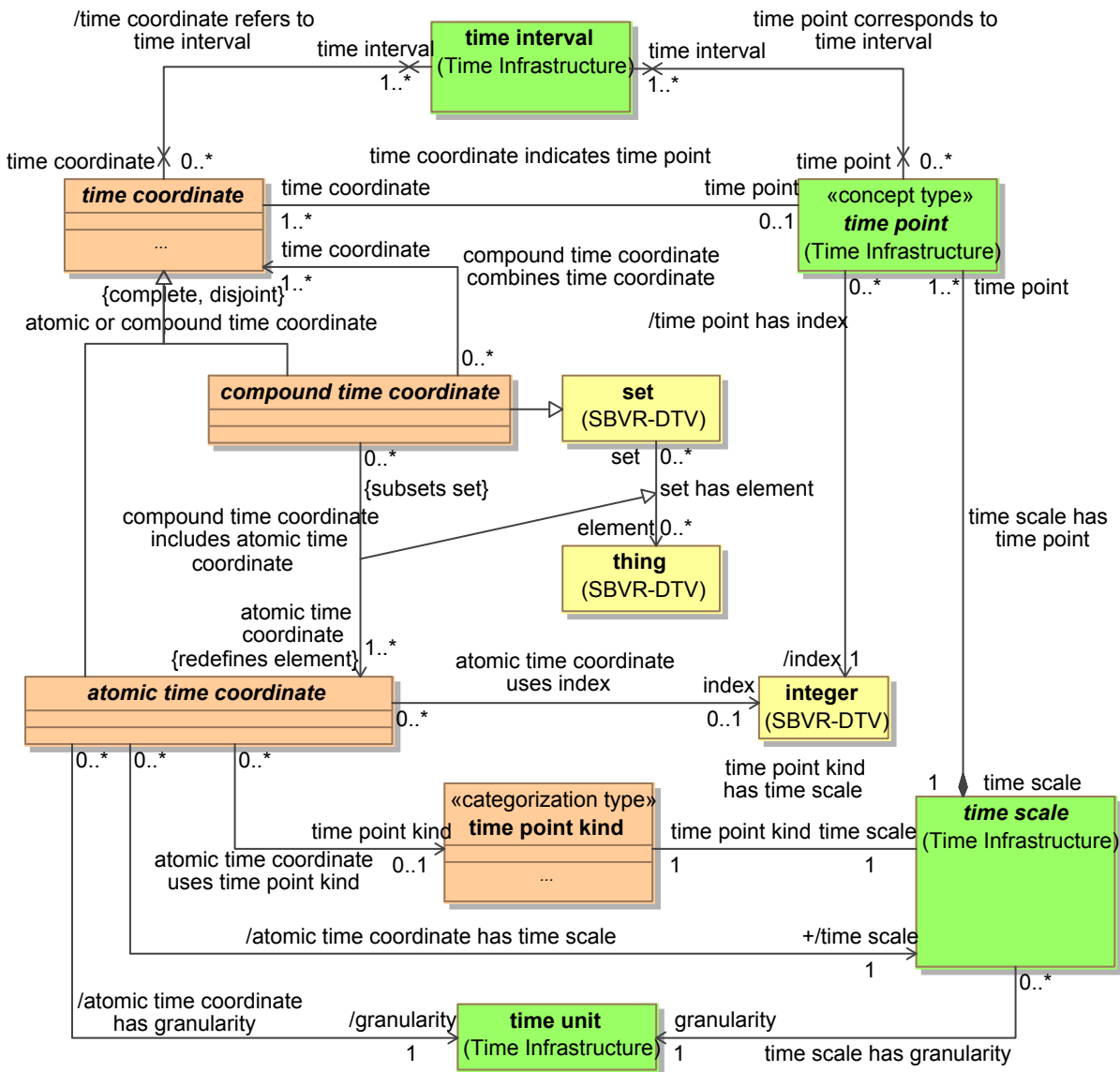


Figure 10.9 - Atomic and Compound Time Coordinates

atomic time coordinate

Definition: time coordinate that is a term for a time point or that uses the index of a time point and the time point kind of the time point.

Necessity: No atomic time coordinate is a compound time coordinate.

Note: The two possible forms for an atomic time coordinate are based on two of the reference schemes for a time point. Expressions of these forms directly represent time points.

Note: In this specification, the syntax
 <time point kind term> <index number>
 indicates a time point by representing the atomic time coordinate that consists of the time point kind of the time point and the index of the time point.

Example: [Tuesday](#)
Example: [ISO week of year 53](#)
Example: [2010](#) (understood as a reference to the [time point kind](#) [Gregorian year](#) and index '2010')

[atomic time coordinate](#) *uses* [time point kind](#)

Synonymous Form: [time point kind](#) *of* [atomic time coordinate](#)
Definition: [the time scale of the time point kind](#) *is* [the time scale of the time point](#) *that the atomic time coordinate* *indicates*
Necessity: [Each atomic time coordinate](#) *uses* *at most one* [time point kind](#).
Necessity: [Each atomic time coordinate](#) *that uses a time point kind* *uses an* [index](#).
Note: Each time point kind is associated with exactly one time scale, and thus one set of time points and their indices.

[index](#)

Concept Type: [role](#)
General Concept: [integer](#)
Definition: [integer](#) *that is equal to the index of the time point* *that a given atomic time coordinate* *indicates*

[atomic time coordinate](#) *uses* [index](#)

Synonymous Form: [index](#) *of* [atomic time coordinate](#)
Definition: [the index](#) *is an integer* *that is equal to the index of the time point* *that is indicated by the atomic time coordinate*
Necessity: [Each atomic time coordinate](#) *uses* *at most one* [index](#).
Necessity: [Each atomic time coordinate](#) *that uses an index* *uses a time point kind*.
Note: The time point kind specifies a time scale. The index origin value and index origin member of each time scale, which define the relationship of index values to time points, is specified in defining the time scale. In all relative time scales, the index origin member is the first member of the time scale. In the calendar time scales introduced in clauses 11, 12 and 13, the index origin value for Gregorian month of year, Gregorian day of month, Gregorian day of year, ISO week of year, and ISO day of week, use index origin value 1, while time-of-day scales (hour of day, minute of hour and second of minute) use index origin value 0. On the other hand, the index origin members and index origin values of absolute time scales are established by tradition or treaty, and related to events.

[atomic time coordinate](#) *indicates* [time point](#)

General Concept: [time coordinate](#) *indicates* [time point](#)
Necessity: [Each atomic time coordinate](#) *indicates exactly one* [time point](#).
Note: The following rules define how the two forms of atomic time coordinate indicate time points.
Necessity: [Each atomic time coordinate](#) *that is a term for a time point* *indicates the time point*.
Necessity: [Each atomic time coordinate](#) *that uses a time point kind and that uses an index* *indicates the time point that is on the time scale of the time point kind and that has an index that is equal to the index*.

[atomic time coordinate](#) *has* [time scale](#)

Synonymous Form: [time scale](#) *of* [atomic time coordinate](#)

Definition: [the time point that is indicated by the atomic time coordinate is on the time scale](#)
Necessity: [Each atomic time coordinate has exactly one time scale.](#)

[atomic time coordinate has granularity](#)

Synonymous Form: [granularity of atomic time coordinate](#)
Definition: [the granularity is the granularity of the time scale of the time point that is indicated by the atomic time coordinate](#)
Necessity: [Each atomic time coordinate has exactly one granularity.](#)

[compound time coordinate](#)

Definition: [time coordinate that is a set of atomic time coordinates](#)
Necessity: [The cardinality of each compound time coordinate is greater than 1.](#)
Necessity: [No compound time coordinate is an atomic time coordinate.](#)
Necessity: [A compound time coordinate refers to a time interval₁ if and only if each time point that is indicated by an atomic time coordinate of the compound time coordinate corresponds to some time interval that includes time interval₁ and exactly one atomic time coordinate of the compound time coordinate indicates a time point that corresponds to time interval₁.](#)

Note: Each atomic time coordinate indicates one time point; and each time interval that the compound time coordinate refers to is an instance of the time point with the smallest granularity and is a part of some instance of each other time point.

Note: The set of time intervals to which a compound time coordinate refers may or may not be the extension of some time point. "March 3 at noon" uses a compound time coordinate to refer to time intervals, but there is no corresponding time point. It refers to instances of [noon](#) that are part of a [March](#) and part of a [day of month 3](#).

Example: ["January 2010"](#) represents ["January"](#) on the [Gregorian year of months scale](#), and ["2010"](#) on the [Gregorian years scale](#), combined to [indicate](#) a particular [Gregorian month](#) on the [Gregorian months scale](#).

Example: ["1 February"](#) is the first day of [February](#)" mentions (rather than uses) ["1 February"](#). The mention means ["February"](#) on the [Gregorian year of months scale](#), ["day 1"](#) on the [Gregorian month of days scale](#), combined to [indicate](#) [Gregorian day 32](#) on the [Gregorian year of days scale](#).

Example: ["1 March"](#) is the first day of [March](#)" mentions (rather than uses) ["1 March"](#). The mention means ["March"](#) on the [Gregorian year of months scale](#), ["day 1"](#) on the [Gregorian month of days scale](#), combined to [indicate](#) the time set [{Gregorian day 60, Gregorian day 61}](#) on the [Gregorian year of days scale](#). The time set models the idea that the meaning of ["1 March"](#) depends upon whether it is a [common year](#) or a [leap year](#).

Example: "Tax returns are due [each 15 April](#)." The quantifier and the use (rather than mention) of ["15 April"](#) mean a set of [Gregorian days](#), one in each [Gregorian year](#).

[compound time coordinate includes atomic time coordinate](#)

Synonymous Form: [atomic time coordinate of compound time coordinate](#)
Synonymous Form: [compound time coordinate has atomic time coordinate](#)
General Concept: [set includes thing](#)
Definition: [the atomic time coordinate is an element of the compound time coordinate](#)

- Necessity: If a compound time coordinate *includes* an atomic time coordinate₁ and an atomic time coordinate₂ that *is not* atomic time coordinate₁, the time scale of atomic time coordinate₁ *is not the* time scale of atomic time coordinate₂.
- Note: That is, no two elements of a compound time coordinate indicate time points on the same time scale.
- Example: "2010 month 3" includes {Gregorian year 2010, Gregorian month of year 3} to indicate Gregorian month 24111 and refer to its unique instance.

Compound time coordinates are constructed using the *combines* verb concept, which specifies a combination of time coordinates. The atomic time coordinates that are combined, and the atomic time coordinates that are elements of any compound time coordinates that are combined, together compose the set that is the compound time coordinate.

compound time coordinate combines time coordinate

- Definition: if the time coordinate *is an* atomic time coordinate, the time coordinate *is an element of* the compound time coordinate; and if the time coordinate *is a* compound time coordinate, each atomic time coordinate of the time coordinate *is an element of* the compound time coordinate
- Example: A date time coordinate combines a date coordinate and a time of day coordinate. The date coordinate is a compound time coordinate that includes Gregorian year, month of year and day of month atomic time coordinates. The time of day may be given as hour of day and minute of hour atomic time coordinates. The set that is the date time coordinate includes exactly the year, month, day, hour, and minute atomic time coordinates.

compound time coordinate indicates time point

- Synonymous Form: time point indicated by compound time coordinate
- General Concept: time coordinate indicates time point
- Definition: the compound time coordinate *refers to each* instance of the time point, and each time interval that the compound time coordinate *refers to is an* instance of the time point
- Note: This definition says that a compound time point indicates any time point that is coextensive with the category of time interval that the compound time coordinate characterizes. In practice, some algorithm relates the set of atomic time coordinates to a specific time point on an entirely different time scale.
- Possibility: A time point *is indicated by more than one* compound time coordinate.
- Note: See sub clauses 11.6, 12.4, and 13.3 for details about how atomic time coordinates are combined in the compound time coordinates that are defined by standard calendars.
- Example: "January 4, 2010" *indicates* Gregorian day 733778

The meaning of every time coordinate is defined with respect to a particular time scale. For example, year time coordinates are defined on the Gregorian years scale. Commonly-used time coordinates are specified earlier in this document. Less commonly-used time coordinates are defined here.

A time coordinate can be absolute or relative, and atomic or compound. This yields four combinations.

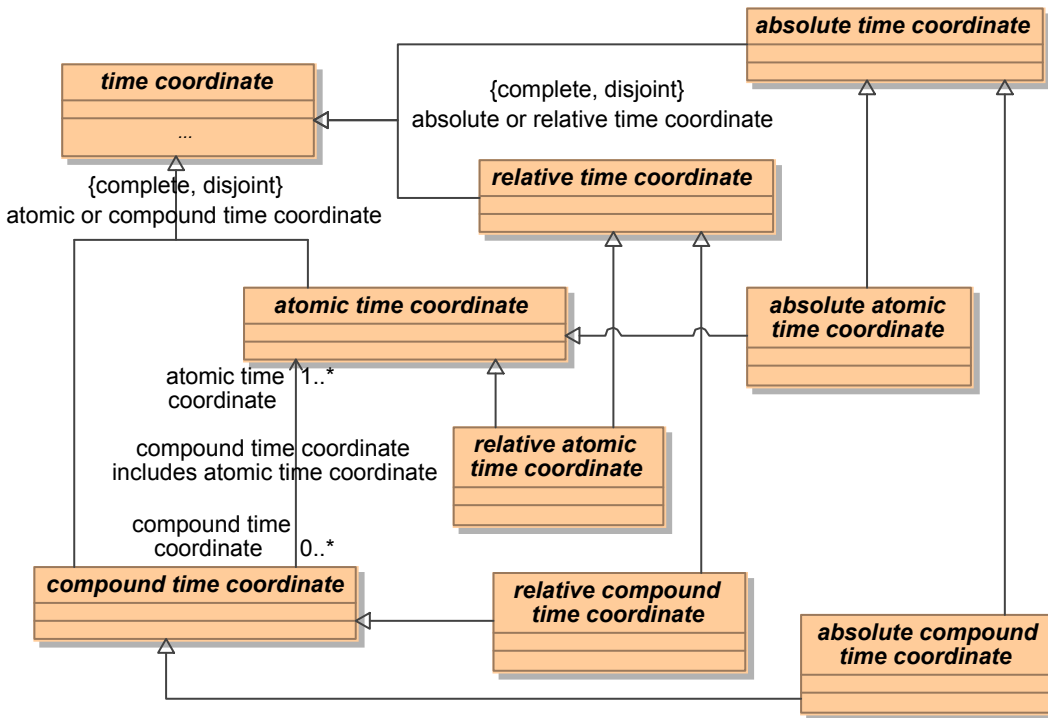


Figure 10.10 - Time Coordinate Types

absolute atomic time coordinate

Definition: [absolute time coordinate](#) that is an [atomic time coordinate](#)

Example: [2010](#)

absolute compound time coordinate

Definition: [absolute time coordinate](#) that is a [compound time coordinate](#)

Example: [5 April 2010](#)

relative atomic time coordinate

Definition: [relative time coordinate](#) that is an [atomic time coordinate](#)

Example: [January](#)

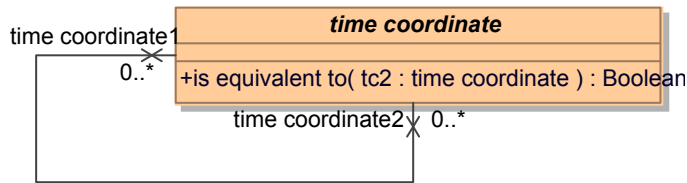
relative compound time coordinate

Definition: [relative time coordinate](#) that is a [compound time coordinate](#)

Example: [10:00](#)

10.5.4 Time Coordinate Equivalence

Equivalence of [time coordinates](#) captures the idea that they can mean the same thing though given differently. For example, "[February 15](#)" and "[day 46](#)" are equivalent.



time coordinate1 is equivalent to time coordinate2

Figure 10.11 - Time Coordinate Equivalence

time coordinate₁ is equivalent to time coordinate₂

Definition: time coordinate₁ refers to each time interval that time coordinate₂ refers to and time coordinate₂ refers to each time interval that time coordinate₁ refers to

Necessity: If time coordinate₁ indicates some time point₁ and time coordinate₂ indicates some time point₂ then time point₁ is time point₂.

Example: "2010 day 3" is equivalent to "January 3, 2010"

Example: "March" is equivalent to "month 3"

Example: "March 1" refers to the set {Gregorian day of year 60 in common years, Gregorian day of year 61 in leap years}. Therefore March 1 is not equivalent to Gregorian day of year 61.

10.6 Time Sets

A time set represents a choice of one or more possible time point sequences on a given time scale. Each time point sequence may contain one or more time points. This concept models the idea that a relative time point may convert to one of several different time point sequences on a related relative time scale., depending on the absolute time point that the relative time scales subdivide.

In particular, every Gregorian month of year converts to a time set on the Gregorian year of days scale, which depends upon whether the Gregorian year is a common year or a leap year. The time set concept may be needed for other calendars with variable-length subdivisions.

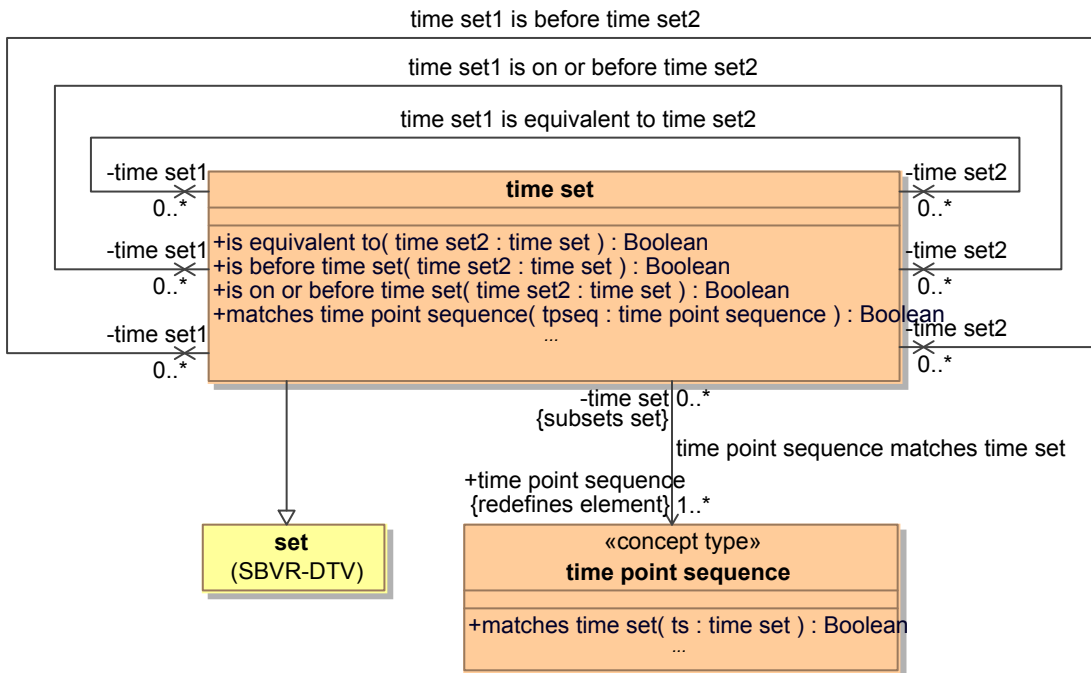


Figure 10.12 - Time Sets

time set

- Definition: [set of time point sequences](#)
- Necessity: [the cardinality of a time set is greater than 0](#)
- Necessity: [Some time scale₁ is the time scale of each time point sequence that is in a given time set](#)
- Example: [the time set {Gregorian day of year 59, Gregorian day of year 60}](#)

time set₁ is equivalent to time set₂

- Synonymous Form: [time set₁ equals time set₂](#)
- Synonymous Form: [time set₁ = time set₂](#)
- Definition: [each time point sequence₁ of time set₁ is some time point sequence₂ of time set₂ and each time point sequence₂ of time set₂ is some time point sequence₁ of time set₁](#)
- Example: [{Gregorian day of year 59 through Gregorian day of year 60, Gregorian day of year 60 through Gregorian day of year 61} is equivalent to {Gregorian day of year 60 through Gregorian day of year 61, Gregorian day of year 59 through Gregorian day of year 60}](#)

time point sequence matches time set

- Synonymous Form: [time set matches time period](#)
- General Concept: [thing is in set](#)
- Definition: [time point sequence is some time point sequence of time set](#)

Example:

Gregorian day of year 60 *matches* March 1 because March 1 is either Gregorian day of year 60 or Gregorian day of year 61

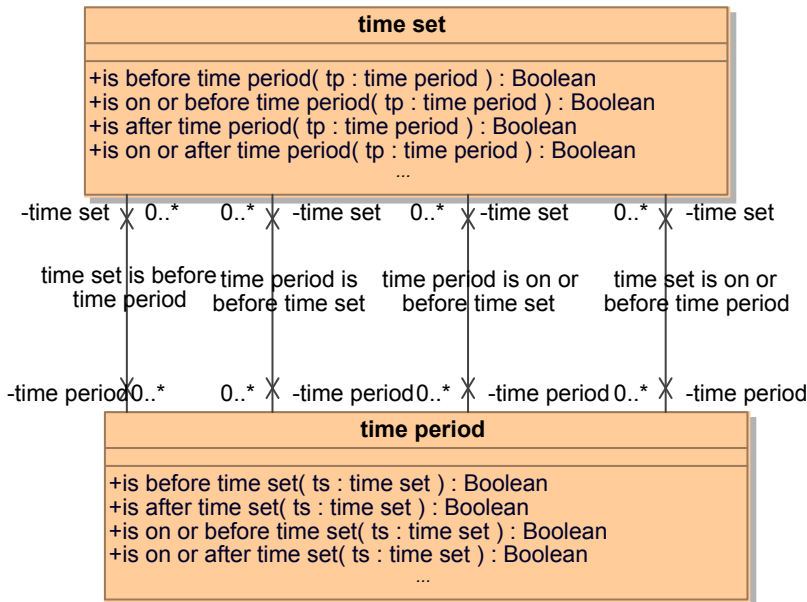


Figure 10.13 - Time Set Relations

time set₁ is on or before time set₂

Synonymous Form: time set₂ is on or after time set₁

Synonymous Form: time set₁ ≤ time set₂

Synonymous Form: time set₂ ≥ time set₁

Definition: each time point sequence₁ of time set₁ corresponds to a time interval₁ that is before the time interval₂ that instantiates each time point sequence₂ of time set₂

Example: {Gregorian day of year 100 through Gregorian day of year 101} is on or before {Gregorian day of year 101 through Gregorian day of year 102}

time period is on or before time set

Synonymous Form: time set is on or after time period

Synonymous Form: time period ≤ time set

Synonymous Form: time set ≥ time period

Definition: time period is before the time interval that instantiates each time point sequence of time set

Example: Gregorian day of year 102 is on or before {Gregorian day of year 102, Gregorian day of year 103}

Example: "January" is on or before {Gregorian day of year 102 through Gregorian day of year 103}

time set is on or before time period

Synonymous Form: time period is on or after time set

Synonymous Form: time set ≤ time period

Synonymous Form: [time period](#) \geq [time set](#)
Definition: [the time interval](#) that *instantiates* each [time point sequence](#) of [time set](#) *is before* [time period](#)
Example: [{Gregorian day of year 102, Gregorian day of year 103}](#) *is on or before* [Gregorian day of year 103](#)

[time set₁ is before time set₂](#)

Synonymous Form: [time set₂](#) *is after* [time set₁](#)
Synonymous Form: [time set₁](#) $<$ [time set₂](#)
Synonymous Form: [time set₂](#) $>$ [time set₁](#)
Definition: [the time interval₁](#) that *instantiates* each [time point sequence₁](#) of [time set₁](#) $<$ the [time interval₂](#) that *instantiates* each [time period₂](#) of [time set₂](#)
Example: [{Gregorian day of year 100 through Gregorian day of year 101}](#) *is before* [{Gregorian day of year 102 through Gregorian day of year 103}](#)

[time period is before time set](#)

Synonymous Form: [time set](#) *is after* [time period](#)
Synonymous Form: [time period](#) $<$ [time set](#)
Synonymous Form: [time set](#) $>$ [time period](#)
Definition: [time period](#) *precedes* the [time interval](#) that *instantiates* each [time point sequence](#) of [time set](#)
Example: [Gregorian day of year 101](#) *is before* [{Gregorian day of year 102 through Gregorian day of year 103}](#)

[time set is before time period](#)

Synonymous Form: [time period](#) *is after* [time set](#)
Synonymous Form: [time set](#) $<$ [time period](#)
Synonymous Form: [time period](#) $>$ [time set](#)
Definition: [the time interval](#) that *instantiates* each [time point sequence](#) of [time set](#) *precedes* [time period](#)
Example: [{Gregorian day of year 102 through Gregorian day of year 103}](#) *is before* [Gregorian day of year 104](#)

10.7 Dates and Times of Day

The most common references to specific time intervals are to specific days (calendar days) and to specific times of day. This section introduces the general concepts [calendar date \(coordinate\)](#), which refers to a calendar day, and [time of day coordinate](#), which refers to a specific time period within a calendar day. A [calendar date](#) may be combined with a [time of day coordinate](#) to produce a [date time coordinate](#).

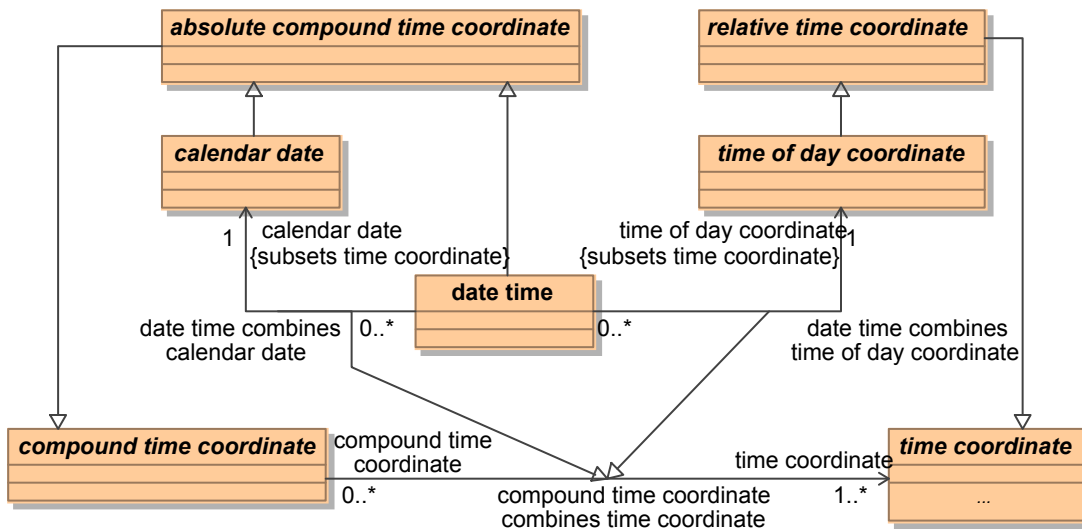


Figure 10.14 - Date and time coordinates

calendar date

- Synonym: [date](#)
- Synonym: [date coordinate](#)
- Synonym: [calendar date coordinate](#)
- Definition: [absolute time coordinate](#) that *indicates* a [calendar day](#)
- Note: Most [calendar dates](#) are [compound time coordinates](#).
- Example: The Gregorian date coordinate "January 25, 2012" is a [calendar date](#).

time of day coordinate

- Definition: [relative time coordinate](#) that *indicates* a [time of day](#)
- Note: Each time of day coordinate indicates a time point on a finite time scale whose granularity is smaller than 1 day. That is, a time of day coordinate refers to time intervals that are within a calendar day.
- Example: The standard time coordinate "15:00" is a [time of day coordinate](#).

date time

- Synonym: [date time coordinate](#)
- Synonym: [date and time](#)
- Definition: [absolute compound time coordinate](#) that *combines* a [calendar date](#) and that *combines* a [time of day coordinate](#)
- Necessity: Each [date time](#) *refers to* exactly one [time interval](#).
- Necessity: Each [date time](#) *refers to* the [time interval](#) that the [time of day coordinate of the date time](#) *refers to* and that *is during* the [time interval](#) that the [calendar date of the date time](#) *refers to*.
- Note: That is, the [date time](#) refers to the unique time interval that is at that time of day and on that date.

Example: June 9, 1990 5:49:03 p.m.
Example: 13:00 on 1949 day 53
Example: 6 p.m. on 2010 August 6

date time combines calendar date

Synonymous Form: calendar date of date time
General Concept: compound time coordinate combines time coordinate
Note: This verb concept wording provides a term for the date coordinate that the date time combines.
Necessity: Each date time combines exactly one calendar date.

date time combines time of day coordinate

Synonymous Form: time of day coordinate of date time
General Concept: compound time coordinate combines time coordinate
Note: This verb concept wording provides a term for the time of day coordinate that the date time combines.
Necessity: Each date time combines exactly one time of day coordinate.

10.8 Time Scale Comparison and Conversion

Two time points are commensurable (comparable) if and only if they are on the same time scale, or can both be converted to a common time scale. For example, “hour 10” is commensurable with “11:30” because “hour 10” can be converted to a minute of day on the day of minutes scale, and “11:30” is on already that time scale. “hour 10” is not commensurable with “March” because they cannot be converted to any common time scale.

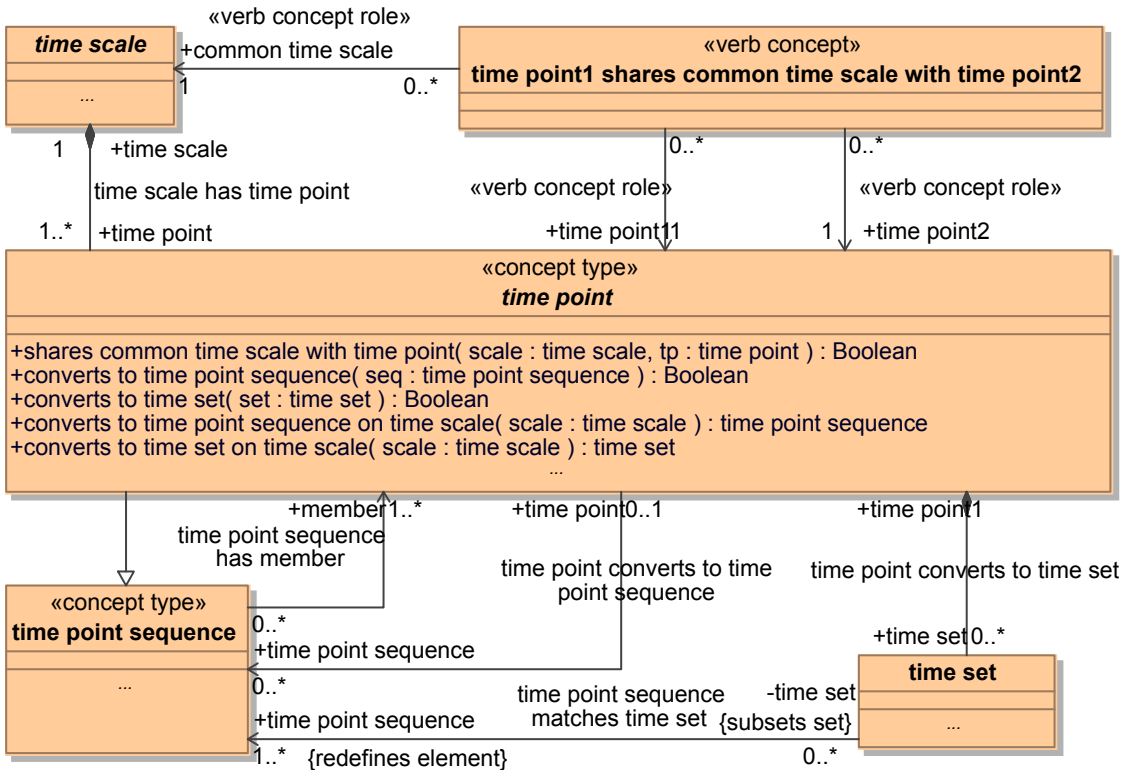


Figure 10.15 - Time Scale Commonality and Conversion

The concept “[time point₁ shares common scale with time point₂](#)” is used below to declare specific combinations of [time points](#) that can be compared if they are converted to particular [common time scales](#). Other combinations are not commensurable.

[common time scale](#)

Concept Type: [role](#)
 General Concept: [time scale](#)

[time point₁ shares common time scale with time point₂](#)

Definition: [some time point sequence₁ on the common time scale corresponds to each time period that instantiates time point₁ and some time point sequence₂ on the common time scale corresponds to each time period that instantiates time point₂](#)

The concept “[time point converts to time point sequence](#)” describes conversion of a [time point](#) on some [time scale₁](#), to a [time point sequence](#) on some [time scale₂](#). The [time point](#) and the [time point sequence](#) correspond to the same [time intervals](#). The target [time scale₂](#) always has a [granularity](#) that is less than or equal to the [granularity](#) of [time scale₁](#). For example, the [Gregorian month of year](#) that *is indicated by* “[January](#)” (on the [Gregorian year of months scale](#)) converts to the [time point sequence](#) from [Gregorian day of year 1 through Gregorian day of year 31](#) on the [Gregorian year of days scale](#).

Clause 11.8 uses this concept to define specific conversions for Gregorian calendar time points. The concept applies to absolute time points and relative time points.

time point converts to time point sequence

- Definition: [the time point is coextensive with the time point sequence](#)
- Necessity: [The granularity of the time scale of a time point is greater than the granularity of the time scale of each time point sequence that the time point converts to.](#)
- Possibility: [A time point that converts to a time point sequence is an absolute time point or is a relative time point.](#)
- Description: The [time point](#) and the [time point sequence](#) are two different ways to identify the same [time intervals](#).
- Note: The method `_"time point"._"converted to time scale"` returns the time point sequence(s) that the time point converts to on the given time scale. It is provided for convenience in formulating OCL rules.
- Note: The specific conversions supported by this document are defined below in verb concepts that specialize "[time coordinate converts to time point sequence on time scale](#)." The [time point](#) that [is indicated by](#) the [time coordinate](#) [January 2012 converts to](#) the [time point sequence](#) [2012 day 1](#) through [2012 day 31](#) on the [Gregorian days scale](#).

time point converts to time set

- Definition: [each instance of the time point is an instance of at least one time point sequence of the time set](#)
- Necessity: [The granularity of the time scale of a time point is greater than the granularity of the time scale of each time point sequence that is in a time set that the time point converts to.](#)
- Possibility: [A time point that converts to a time set is an absolute time point or is a relative time point.](#)
- Description: The [time scale](#) is defined with discontinuities (e.g., leap days), such that the [time set](#) identifies several alternative [time intervals](#) that may correspond to the [time point](#).
- Example: The [time point](#) that [is indicated by](#) the [time coordinate](#) ['February' converts to](#) the [time set](#) [{Gregorian day of year 32 through Gregorian day of year 59. Gregorian day of year 32 through Gregorian day of year 60}](#) on the [Gregorian year of days scale](#).

compound time coordinate converts to time set on time scale

- Definition: [each time point sequence of the time set corresponds to some time interval that the compound time coordinate refers to, and each time interval that the compound time coordinate refers to is an instance of exactly one time point sequence of the time set](#)
- Note: In most cases of interest, each of the time point sequences will consist of a single time point. "15 June" [refers to](#) one calendar day in each Gregorian year, but in common years it is [Gregorian day of year 165](#) and in leap years it is [Gregorian day of year 166](#). So, "15 June" [converts to](#) the [time set](#) [{Gregorian day of year 165, Gregorian day of year 166}](#) on the [Gregorian year of days scale](#).

10.9 Mixed Base Time Arithmetic

Addition of a [duration value](#) to a [time coordinate](#), subtraction of a [duration value](#) from a [time coordinate](#), and subtraction of one [time coordinate](#) from another all employ "mixed-based time arithmetic." This is an extension of traditional mixed-base arithmetic as employed, for example, in the old-style English currency of pounds, shillings, and pence. The variation of mixed-base arithmetic that is described here accommodates the special issues raised by the nominal [time units](#) ['year'](#) and

‘month’, and by the fact that ‘week’ is incommensurate with ‘year’. This procedure is described in text, rather than as a set of SBVR concept definitions, because SBVR is not adapted to defining complex procedures.

Both addition and subtraction apply from the start of a time coordinate. For example, “9 April + 10 hours” is “9 April 10:00”, while “9 April – 10 hours” is “8 April 14:00”.

Mixed-base arithmetic is performed by separately adding or subtracting the individual components of a time coordinate, and then, if necessary, performing a “carry” (for addition) or “borrow” (for subtraction) from the number of the atomic time coordinate that has the next coarser time unit. The result may be either compound or atomic. For example, “9 days 20 minutes = 6 days 13 hours 27 minutes + 2 days 10 hours 53 minutes” by the following steps:

27 minutes + 53 minutes → 80 minutes → 20 minutes with 1 hour carry
13 hours + 10 hours + 1 hour carry → 24 hours → 0 hours with 1 day carry
6 days + 2 days + 1 day carry → 9 days

The following list gives equivalences among most of the precise time units for use in determining when “carries” and “borrows” are needed. Equivalences between years and days, years and weeks, and months and days are discussed below because these are special cases.

Each minute is equivalent to 60 seconds.

Each hour is equivalent to 60 minutes.

Each day is equivalent to 24 hours.

Each week is equivalent to 7 days.

Each year is equivalent to 12 months.

A “carry” is applied if the number of an atomic time coordinate that is formed as an intermediate calculation result is greater than shown in the equivalences given above. To perform a “carry,” divide the number of the intermediate result by the equivalence shown above, add the result to the number of the notional next coarser atomic time coordinate (which may be 0), and set the number of the finer component to the remainder. Note that “carries” may propagate across multiple components. See the example given above.

A “borrow” is performed if the number of an atomic time coordinate, formed as an intermediate calculation result, is negative. To apply a “borrow,” divide the number of the absolute value of the intermediate result by the equivalence shown above, subtract the result for the number of the notional next coarser atomic time coordinate (which may be 0), and set the the number of the finer component to the remainder. Note that “borrows” may propagate across multiple components. For example, “22 minutes 15 seconds = 35 minutes – 12 minutes 45 seconds” by the following steps:

0 seconds – 45 seconds → 15 seconds with 1 minute borrow
35 minutes – 12 minutes – 1 minute borrow 22 minutes

The procedure described above works even when an atomic duration value has a number that is greater than an equivalence shown above. For example, “23 hours = 2 days – 25 hours”.

When adding or subtracting values of ‘days’ from time coordinates of the nominal time units ‘year’ and ‘month’, the interpretation of any “carries” or “borrows” depends upon the particular year or month coordinate. For a year coordinate, a “carry” occurs if the number of days exceeds 365 for a common year, and 366 for a leap year, and a “borrow” is made from 365 if the year is a common year, and from 366 otherwise. For example, “2007 day 331 = 2008 – 35 days” but “2006 day 330 = 2007 – 35 days”.

For a month coordinate, “carries” and “borrow” are made according to the following number of days per particular calendar month:

Table 10.1 - Number of Calendar Days per Gregorian Month

<u>Gregorian Month</u>	Equivalent Number of <u>Calendar Days</u>
<u>February</u>	<u>28</u> in <u>common years</u> , <u>29</u> in <u>leap years</u>
<u>April, June, September, November</u>	<u>30</u>
<u>January, March, May, July, August, October, December</u>	<u>31</u>

Note that, in some cases, repeated “carries” or “borrows” may be required across multiple calendar months. For example, “2 March 2010 = 31 January 2010 + 30 days”.

Subtraction is defined for most combinations of two time coordinates. For example, “30 days = 2 March 2010 – 31 January 2010”. However, subtraction of date coordinates that span the end of February is not defined if the calendar years are not specified. For example, “3 days = 2 February – 30 January” but “2 March – 28 February” is either “2 days” or “3 days” depending upon whether these dates are in a leap year or not.

Arithmetic involving weeks and years presents a special problem - determine which concept of 'year' is intended. That is because the Gregorian year (clause 11) and the ISO week-based year (clause 12) are of different lengths and are only loosely aligned.

When the time coordinates are Gregorian time coordinates, additions and subtractions involving years, months, weeks, and days is done in Gregorian terms, treating each week as 7 days. For example: 20 December 2008 plus 1 year and 8 weeks is 20 December 2009 + 56 days = 14 February 2010.

When the time coordinates are ISO year week or ISO year week day coordinates, additions and subtractions involving years and weeks is done in terms of the ISO week-based year. That is, each ‘year’ that is added or subtracted is taken to be exactly 52 weeks or exactly 53 weeks, according to the “First Thursday Rule” (see 12.2). For example: “2008 week 50 plus 1 year and 8 weeks” is 2009 week 50 plus 8 weeks = 2010 week 5. Following the logic above, week 50 + 8 weeks gives 58 weeks, which causes a carry into the ‘year’ position. But Gregorian year 2009 started on a Thursday, so the ISO week-based year 2009 has 53 weeks, and the residue is 5 weeks. By comparison, 2010 week 50 plus 8 weeks is 2011 week 6, because the ISO week-based year 2010 has only 52 weeks.

The ISO day of week is not affected by variation in the duration of ISO week-based years. Every week has exactly 7 days. Carrying or borrowing out of the 'day' (of week) position modifies the ISO week of year value in the obvious way.

Additions or subtractions to relative ISO week of year coordinates and ISO week-day coordinates that carry or borrow into the 'years' position is not well-defined. Some ISO week-based years have 52 weeks and some have 53.

Explicit subtraction between Gregorian calendar time coordinates and ISO weeks calendar time coordinates is best accomplished by reducing both time coordinates to indices on the indefinite scale of Gregorian days. The difference is then an exact duration in days, which can be converted to any convenient compound duration value.

11 Gregorian Calendar (normative)

11.1 General

This clause provides terminology for the concepts in the Gregorian calendar.

The Gregorian calendar concepts depend on concepts and terminology introduced in the Calendars Vocabulary and the Duration Values Vocabulary.

Gregorian Calendar Vocabulary

General Concept: [terminological dictionary](#)

Language: [English](#)

Included Vocabulary: [Calendars Vocabulary](#)

Included Vocabulary: [Duration Values Vocabulary](#)

Namespace URI: <http://www.omg.org/spec/DTV/20160301/dtv-sbvr.xml#GregorianCalendarVocabulary>

11.2 Gregorian Calendar

The Gregorian calendar was standardized for international commerce by the Convention du Mètre, and is widely used in business and everyday activities.

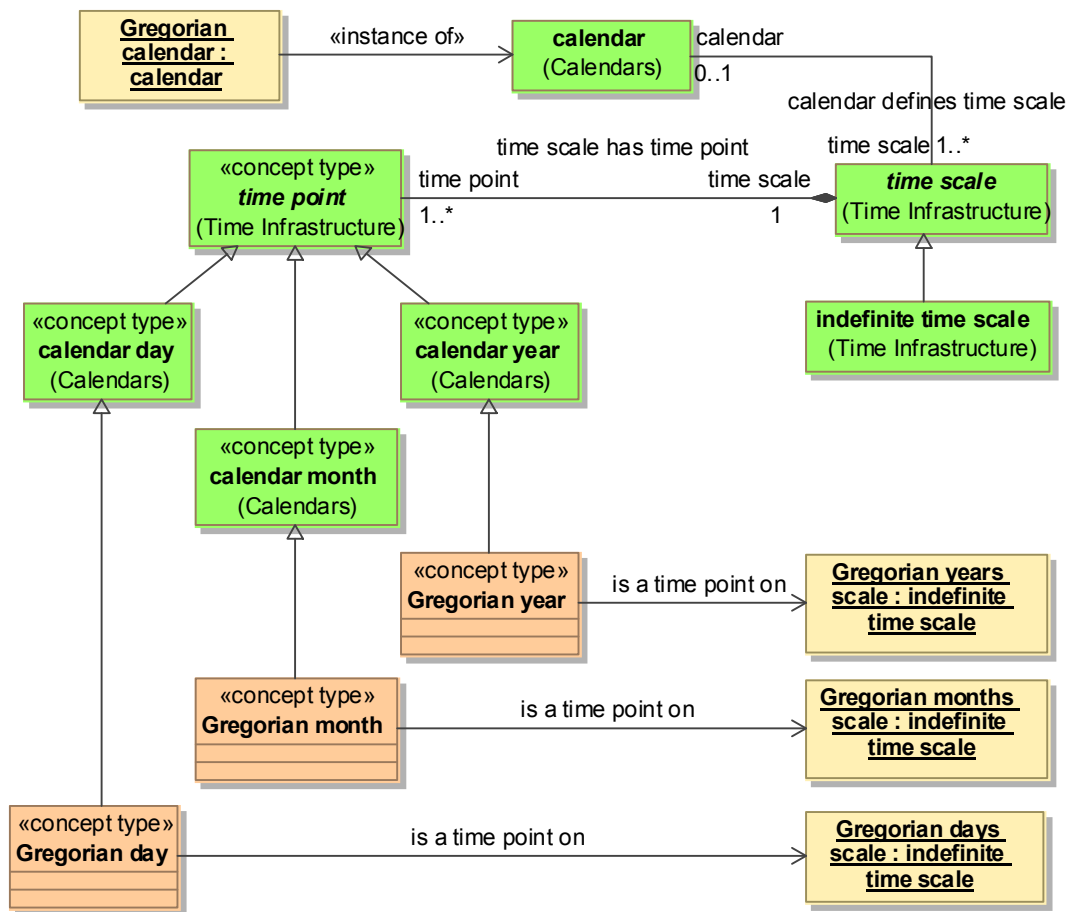


Figure 11.1 - Gregorian Indefinite Time Scales and Time Points

Gregorian calendar

Source:

[ISO 8601](#) (2.2.15, 'Gregorian calendar')

Definition:

[calendar](#) in general use, introduced in 1582 to define a [calendar year](#) that more closely approximated the tropical year than the Julian calendar

Note:

The [Gregorian Calendar](#) was defined in 1582 in [Inter Gravissimas] and was adopted at various times by various countries. It is now the international standard calendar.

Note:

The interpretation of any [date](#) depends upon the [calendar](#) used. Caution should be used with historical [dates](#) because the standard [calendar](#) varied by locality as well as time. The [Gregorian Calendar](#) was adopted in [1582](#) in Italy and a few other countries, and at various times as late as [1926](#) in other countries.

Convention du Mètre

Definition:

[occurrence](#) that is the signing of the [Convention du Mètre](#)

Necessity:

The [Convention du Mètre](#) occurred within [20 May 1875](#).

- Necessity: The particular Gregorian day on which the signing of the [Convention du Mètre](#) occurred establishes the index origin of the various Gregorian scales.
- Note: [ISO 8601] establishes the date of the signing of the [Convention du Mètre, 20 May 1875](#), as the reference date for the [Gregorian calendar](#).

Gregorian years scale

- Definition: [the indefinite time scale that has granularity year and that has time points that are Gregorian years](#)
- Necessity: [The index origin value of the Gregorian years scale equals 1875.](#)
- Necessity: [The time interval that Gregorian year 1875 corresponds to is started by the time interval that is the Gregorian day 684 467.](#)
- Note: Gregorian day 684 467 is January 1, 1875.
- Note: The starting Gregorian day and the rules for the duration of Gregorian years define a unique time interval.
- Note: This definition applies to the [Gregorian calendar](#) as recognized at the Prime Meridian at Greenwich in England during Standard Time. Other [Gregorian years scales](#) may be obtained by adding or subtracting [time offsets](#), as discussed in sub clause 13.5.

Gregorian months scale

- Definition: [the indefinite time scale that has granularity month and that has time points that are Gregorian months](#)
- Necessity: [The index origin value of the Gregorian months scale equals 22 493.](#)
- Note: 22 493 is $12 * (1875 - 1) + 5$ (for the month of May)
- Necessity: [The time interval that Gregorian month 22 493 corresponds to is a May and is started by the time interval that is the Gregorian day 684 587.](#)
- Note: Gregorian day 684 587 is May 1, 1875.
- Note: The starting Gregorian day, and the fact that the Gregorian month is a May (and therefore has 31 days) defines a unique time interval.
- Note: This definition applies to the [Gregorian calendar](#) as recognized at the Prime Meridian at Greenwich in England during Standard Time. Other [Gregorian months scales](#) may be obtained by adding or subtracting [time offsets](#), as discussed in sub clause 13.5.

Gregorian days scale

- Definition: [the indefinite time scale that has granularity day and that has time points that are Gregorian days](#)
- Necessity: [The index origin value of the Gregorian days scale equals 684 606.](#)
- Note: Gregorian day 684 606 is May 20, 1875.
- Note: The calendar reform instituted by Pope Gregory XIII and promulgated in the bull [Inter Gravissimas] started the use of the Gregorian calendar with the date 15 October 1582, which is the same as 05 October 1582 in the Julian calendar. That [calendar day](#) had [index](#) 577 738 on the Julian calendar, computed as 1581 years of 365 days plus 395 leap days from 1 January of year 1 (calendar day 1) to 1 January 1582 + 277 days from 1 January 1582 to 5 October 1582. From 15 October 1582 to the Convention du Mètre on 20 May 1875, there were 106 868 calendar days (including leap days). Therefore, the Convention happened on calendar day 684 606 of the [Gregorian days scale](#).

- Necessity: [The Convention du Mètre](#) occurred within the [time interval](#) that is the [Gregorian day 684 606](#).
- Necessity: The duration of the [time interval](#) that is the [Gregorian day 684 606](#) is [1 day](#).
- Necessity: The [time interval](#) that is the [Gregorian day 684 606](#) is started by a [time interval](#) that is the [12 hours preceding](#) an observation of noon at the Greenwich observatory.
- Note: The combination of the above necessities identifies a unique [time interval](#). The reference origin for the [Gregorian months scale](#) and the [Gregorian years scale](#) are defined in terms of that time interval.
- Note: Noon at the Greenwich observatory was the reference point for Gregorian days until 1884. The [International Meridian Conference] of 1884 established the Greenwich Meridian as the international standard for zero degrees longitude. It also established a uniform international time standard called the 'universal day' – a mean solar day of 24 hours measured from midnight on the Greenwich Meridian. This time standard was formally replaced by Universal Coordinated Time in 1972. This definition applies to the [Gregorian calendar](#) as recognized at the Prime Meridian at Greenwich in England during Standard Time. Other [Gregorian days scales](#) may be obtained by adding or subtracting [time offsets](#), as discussed in 13.5.

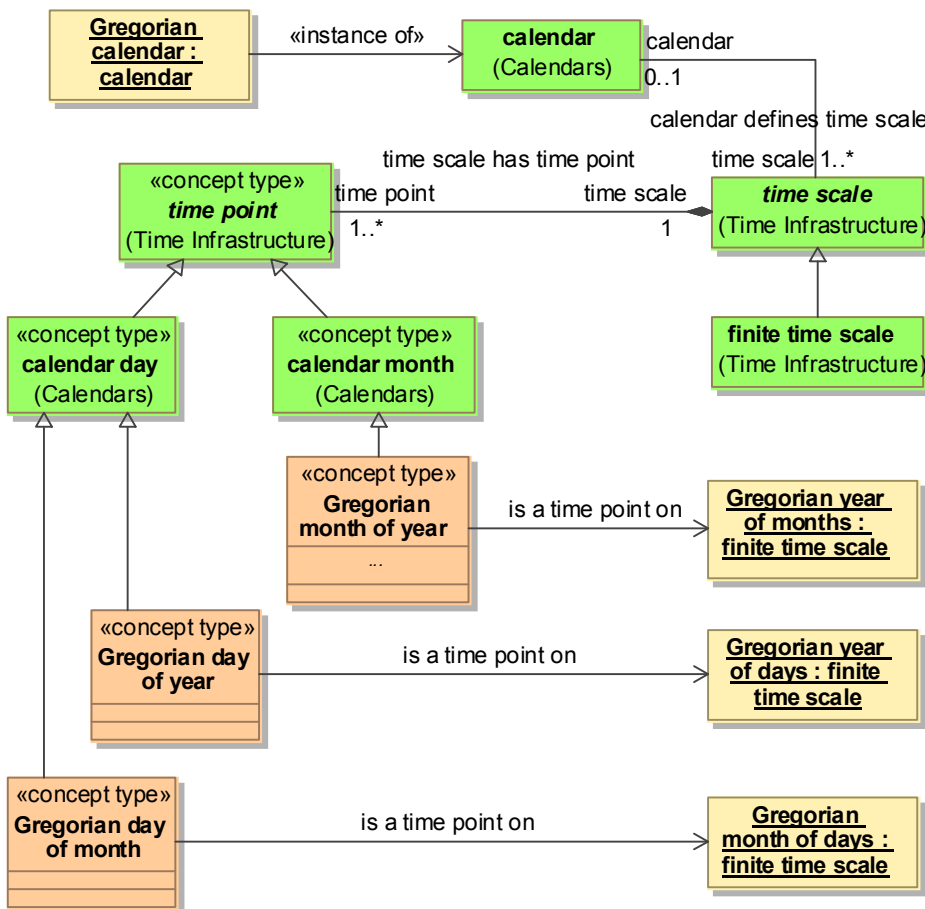


Figure 11.2 - Gregorian Finite Time Scales and Time Points

Gregorian year of months scale

- Definition: the finite time scale that has granularity 1 month and that has cardinality 12 and that exactly subdivides each Gregorian year
- Necessity: Each Gregorian year subdivides into exactly 12 Gregorian months of year.
- Necessity: The index origin value of the Gregorian year of months scale equals 1.
- Necessity: The first member of the Gregorian year of months scale is the index origin member of the Gregorian year of months scale.

Gregorian year of days scale

- Definition: the finite time scale that has granularity 1 day and that has cardinality 366 and that subdivides 'Gregorian year'
- Note: Each leap year is subdivided into 366 Gregorian day of year time points. Each common year is subdivided into 365 Gregorian day of year time points.
- Necessity: The index origin value of the Gregorian year of days scale equals 1.
- Necessity: The first member of the Gregorian year of days scale is the index origin member of the Gregorian year of days scale.
- Note: This time scale has 366 Gregorian days of year in order to accommodate leap years.

Gregorian month of days scale

- Definition: the finite time scale that has granularity 1 day and that has cardinality 31 and that subdivides 'Gregorian month of year'
- Note: Each Gregorian month of year is subdivided into a specific number of Gregorian day of month time points. The subdivision of February is a set of two time sequences.
- Necessity: The index origin value of the Gregorian month of days scale equals 1.
- Necessity: The first member of the Gregorian month of days scale is the index origin member of the Gregorian month of days scale.
- Note: This time scale has 31 Gregorian days of month in order to accommodate the longest Gregorian month.

11.3 Gregorian Time Points

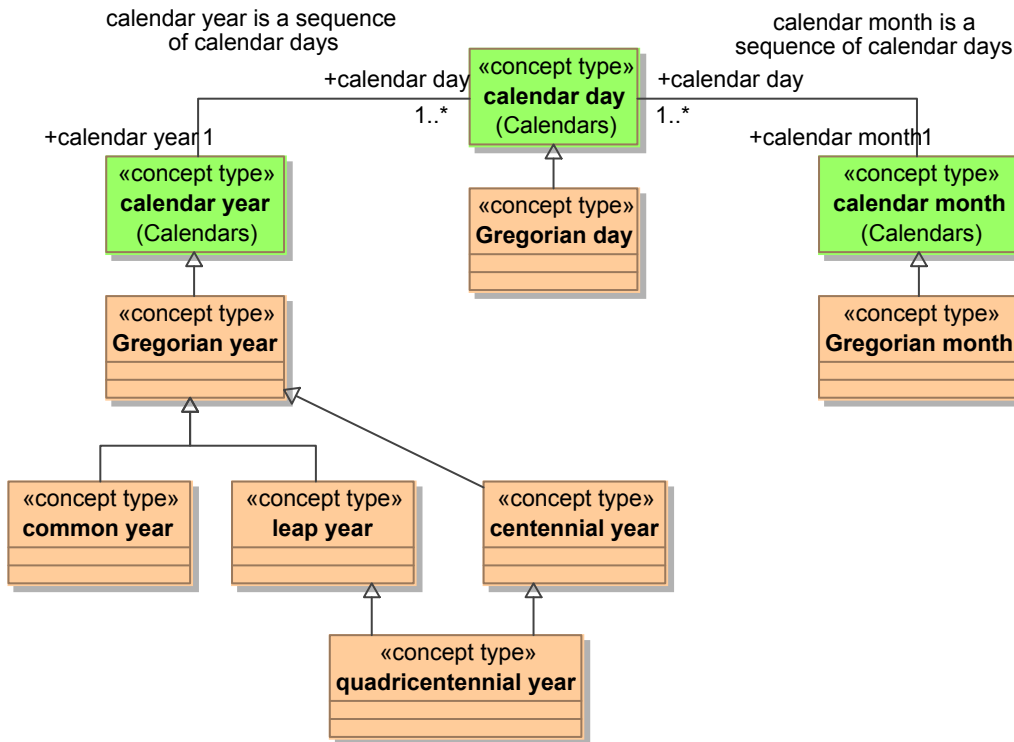


Figure 11.3 - Gregorian Time Points

common year

Concept Type: [concept type](#)
 Definition: [calendar year](#) that is on the [Gregorian years scale](#) and the [number of the calendar year](#), when divided by 4, generates a remainder that is not zero, or that is a [centennial year](#)
 Necessity: Each [common year](#) subdivides into exactly [365](#) [Gregorian days of year](#).
 Note: This is an [absolute time point](#) because it is on an [indefinite time scale](#).

leap year

Concept Type: [concept type](#)
 Definition: [calendar year](#) that is on the [Gregorian years scale](#) and the [number of the calendar year](#), when divided by 4, generates a remainder that is zero, and that is not a [centennial year](#)
 Necessity: Each [leap year](#) subdivides into exactly [366](#) [Gregorian days of year](#).
 Note: The rules for leap years were established by Pope Gregory XIII in [Inter Gravissimas]. These rules were eventually adopted by various civil governments and incorporated into [ISO 8601].
 Note: This is an [absolute time point](#) because it is on an [indefinite time scale](#).

centennial year

Source: [ISO 8601](#) (2.2.18, 'centennial year')

Concept Type: [concept type](#)

Definition: [calendar year that is on the Gregorian years scale that is not a quadricentennial year, and the number of the calendar year, when divided by 100, generates a remainder that is zero](#)

Note: This is an [absolute time point](#) because it is on an [indefinite time scale](#).

quadricentennial year

Source: [ISO 8601](#) (2.2.18, 'centennial year')

Concept Type: [concept type](#)

Definition: [calendar year that is on the Gregorian years scale and the number of the calendar year, when divided by 400, generates a remainder that is zero](#)

Note: This is an [absolute time point](#) because it is on an [indefinite time scale](#).

Gregorian year

Concept Type: [concept type](#)

Definition: [common year or leap year that is on the Gregorian years scale](#)

Note: This is an [absolute time point](#) because it is on an [indefinite time scale](#).

Gregorian month

Concept Type: [concept type](#)

Definition: [calendar month that is on the Gregorian months scale](#)

Note: This is an [absolute time point](#) because it is on an [indefinite time scale](#).

Gregorian month of year

Concept Type: [concept type](#)

Definition: [calendar month that is on the Gregorian year of months scale](#)

Note: This is a [relative time point](#) because it is on a [finite time scale](#).

Gregorian calendar month

Definition: [Gregorian month or Gregorian month of year](#)

Concept Type: [concept type](#)

Gregorian day

Concept Type: [concept type](#)

Definition: [calendar day that is on the Gregorian days scale](#)

Note: This is an [absolute time point](#) because it is on an [indefinite time scale](#).

Gregorian day of year

Concept Type: [concept type](#)

Definition: [calendar day that is on the Gregorian year of days scale](#)

Note: This is a [relative time point](#) because it is on a [finite time scale](#).

Necessity: [Each Gregorian day of year corresponds to a set of Gregorian days](#).

Note: In general each [Gregorian day of year](#) corresponds to one [calendar day](#) in each [Gregorian year](#) but [Gregorian day of year 366](#) occurs only in [leap years](#).

Gregorian day of month

Concept Type:	concept type
Definition:	calendar day that is on the <u>Gregorian month of days scale</u>
Note:	This is a relative time point because it is on a finite time scale .
Necessity:	Each Gregorian day of month <i>corresponds to</i> a set of Gregorian days .
Note:	In general each Gregorian day of month corresponds to one calendar day in each Gregorian month but Gregorian day of month <u>29</u>, <u>30</u>, and <u>31</u> do not occur in every Gregorian month .

Gregorian calendar day

Definition:	Gregorian day or Gregorian day of year or Gregorian day of month
Concept Type:	concept type

11.4 Gregorian Months of Year

Because of the cyclic usage of the finite time scales associated with calendars, the names of months, days of the week, and holidays designate many time intervals and so are general concepts. However, these names are traditionally capitalized like proper names and also seem like individual concepts. Using this specification, when the name of a time point is used, it designates the general concept (the time point) and denotes the corresponding time intervals, in the same way that a term for any general concept denotes its instances. Such usage commonly involves quantifiers and qualifiers, such as “every April” or “next April” or “April (in) 2001”, which select specific time intervals. When the intent is to refer to the time point itself – the individual thing that appears on the calendar – the name is qualified as referring to a time point, as in “the time point 'April'” or “the Gregorian month of year 'April',” which is a short form of “the Gregorian month of year that is designated by 'April'.”

All named time points are treated in this way, including the Gregorian months of year, the days-of-week, and recurring holidays and anniversaries.

Some holidays, like Easter and Ramadan, recur irregularly, so additional information, such as an ephemeris, is required to resolve the name to particular Gregorian [calendar dates](#). Formalizing such definitions is beyond the scope of this specification.

The following defines the common names for [Gregorian month of years](#) as individual concepts because they identify specific months on the [Gregorian year of months scale](#).

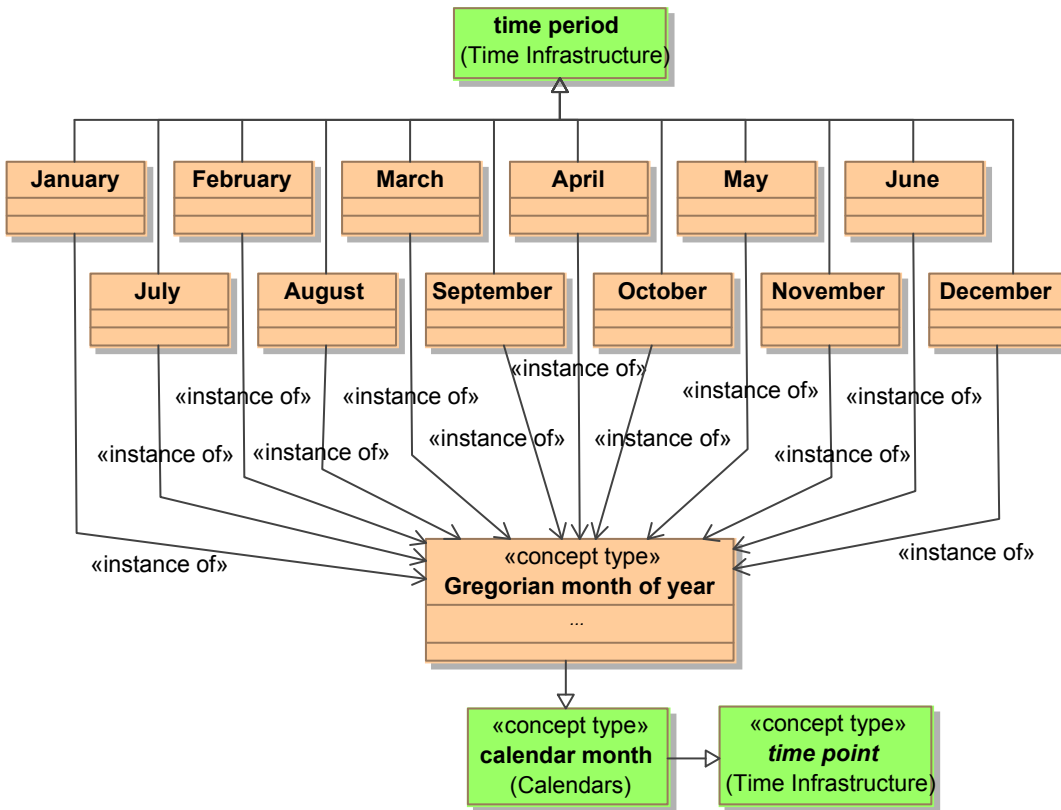


Figure 11.4 - Gregorian Months

January

- Source: [ISO 8601](#) (Table 1)
- Definition: [time interval that has duration 31 days and that starts an instance of a Gregorian year](#)
- Necessity: [The concept 'January' is the Gregorian month of year that is in sequence position 1 of the Gregorian year of months scale.](#)
- Necessity: [The time point 'January' subdivides into exactly 31 Gregorian days of month.](#)
- Necessity: [Each January is met by a December.](#)
- Note: ["January 2008" and "2008 month 01" are expressions for a calendar date](#)
- Note: ["January 2008" is an expression for a calendar date for a Gregorian month of year using a reference scheme involving a Gregorian month and a calendar year.](#)

February

- Source: [ISO 8601](#) (Table 1)
- Definition: [time interval that is met by a January and that has a duration that is 28 days if the time interval is part of an instance of a common year, or that is 29 days if the time interval is part of an instance of a leap year](#)
- Necessity: [The time point 'February' subdivides into exactly 28 Gregorian days of month or exactly 29 Gregorian days of month.](#)

Necessity: [The time point sequence that is Gregorian day of month 1 through Gregorian day of month 28 corresponds to each February that is during a common year.](#)

Necessity: [The time point sequence that is Gregorian day of month 1 through Gregorian day of month 29 corresponds to each February that is during a leap year.](#)

Note: The set of these two time point sequences is how [Gregorian month of days](#) subdivides [February](#).

Note: The subdivision of the time point is fixed. day-of-month 29 is part of the sequence, but not every February has 29 day-of-month subintervals.

Note: The rules for leap years were established by Pope Gregory XIII in [Inter Gravissimas]. These rules were eventually adopted by various civil governments and incorporated into [ISO 8601].

March

Source: [ISO 8601](#) (Table 1)

Definition: [time interval that is met by a February and that has a duration that is 31 days](#)

Necessity: [The concept 'March' is the Gregorian month of year that is in sequence position 3 of the Gregorian year of months scale.](#)

Necessity: [The time point 'March' subdivides into exactly 31 Gregorian days of month.](#)

April

Source: [ISO 8601](#) (Table 1)

Definition: [time interval that is met by a March and that has a duration that is 30 days](#)

Necessity: [The concept 'April' is the Gregorian month of year that is in sequence position 4 of the Gregorian year of months scale.](#)

Necessity: [The time point 'April' subdivides into exactly 30 Gregorian days of month.](#)

May

Source: [ISO 8601](#) (Table 1)

Definition: [time interval that is met by an April and that has a duration that is 31 days](#)

Necessity: [The concept 'May' is the Gregorian month of year that is in sequence position 5 of the Gregorian year of months scale.](#)

Necessity: [The time point 'May' subdivides into exactly 31 Gregorian days of month.](#)

June

Source: [ISO 8601](#) (Table 1)

Definition: [time interval that is met by a May and that has a duration that is 30 days](#)

Necessity: [The concept 'June' is the Gregorian month of year that is in sequence position 6 of the Gregorian year of months scale.](#)

Necessity: [The time point 'June' subdivides into exactly 30 Gregorian days of month.](#)

July

Source: [ISO 8601](#) (Table 1)

Definition: [time interval that is met by a June and that has a duration that is 31 days](#)

Necessity: [The concept 'July' is the Gregorian month of year that is in sequence position 7 of the Gregorian year of months scale.](#)

Necessity: [The time point 'July' subdivides into exactly 31 Gregorian days of month.](#)

August

- Source: [ISO 8601](#) (Table 1)
- Definition: [time interval that is met by a July and that has a duration that is 31 days](#)
- Necessity: [The concept 'August' is the Gregorian month of year that is in sequence position 8 of the Gregorian year of months scale.](#)
- Necessity: [The time point 'August' subdivides into exactly 31 Gregorian days of month.](#)

September

- Source: [ISO 8601](#) (Table 1)
- Definition: [time interval that is met by an August and that has a duration that is 30 days](#)
- Necessity: [The concept 'September' is the Gregorian month of year that is in sequence position 9 of the Gregorian year of months scale.](#)
- Necessity: [The time point 'September' subdivides into exactly 30 Gregorian days of month.](#)

October

- Source: [ISO 8601](#) (Table 1)
- Definition: [time interval that is met by a September and that has a duration that is 31 days](#)
- Necessity: [The concept 'October' is the Gregorian month of year that is in sequence position 10 of the Gregorian year of months scale.](#)
- Necessity: [The time point 'October' subdivides into exactly 31 Gregorian days of month.](#)

November

- Source: [ISO 8601](#) (Table 1)
- Definition: [time interval that is met by an October and that has a duration that is 30 days](#)
- Necessity: [The concept 'November' is the Gregorian month of year that is in sequence position 11 of the Gregorian year of months scale.](#)
- Necessity: [The time point 'November' subdivides into exactly 30 Gregorian days of month.](#)

December

- Source: [ISO 8601](#) (Table 1)
- Definition: [time interval that is met by a November and that has a duration that is 31 days](#)
- Necessity: [The concept 'December' is the Gregorian month of year that is in sequence position 12 of the Gregorian year of months scale.](#)
- Necessity: [The time point 'December' subdivides into exactly 31 Gregorian days of month.](#)
- Necessity: [Each December finishes an instance of a Gregorian year.](#)

11.5 Gregorian Year Values

This sub clause defines the meaning of [nominal atomic duration values](#) that use the [nominal time](#) unit 'year'. It accounts for the varying numbers of [calendar days](#) in [Gregorian years](#), due to [leap years](#), [centennial years](#), and [quadricentennial years](#).

Note: this sub clause defines some concepts, such as 'year remainder', that are only needed to support the concept 'year value specifies duration value set'. These supporting concepts need not be explicitly defined in versions of this specification in other modeling systems.

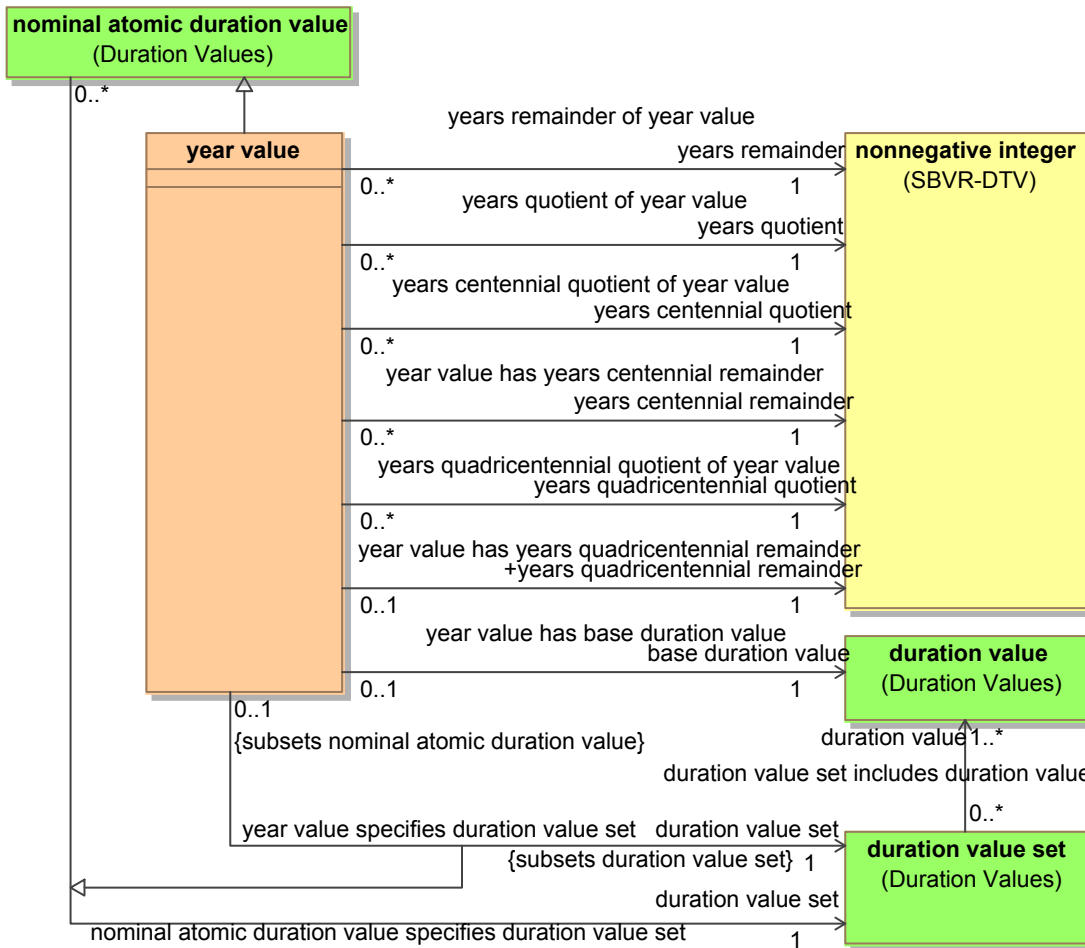


Figure 11.5 - Year Values

year value

Definition: nominal atomic duration value that has the time unit 'year'

years remainder

Concept Type: role

General Concept: nonnegative integer

years remainder of year value

Definition: the years remainder is the remainder produced by dividing the number of the year value by 4

Note: Each 4-year cycle includes exactly 1 leap day.

Example: the years remainder of '5 years' is 1

years quotient

Concept Type: [role](#)
General Concept: [nonnegative integer](#)

years quotient of year value

Definition: [the years quotient](#) is the quotient produced by dividing the [number of the year value](#) by 4
Note: Each 4-year cycle includes exactly 1 leap day.
Example: the [years quotient](#) of '11 years' is 2

years centennial quotient

Concept Type: [role](#)
General Concept: [nonnegative integer](#)

years centennial quotient of year value

Definition: [the years centennial quotient](#) is the quotient produced by dividing [the number of the year value](#) by 100
Note: According to [Inter Gravissimas], a leap day is omitted for each [centennial year](#) that is not a [quadricentennial year](#).
Example: the [years centennial quotient](#) of '5 years' is 0
Example: the [years centennial quotient](#) of '301 years' is 3

years centennial remainder

Concept Type: [role](#)
General Concept: [nonnegative integer](#)

year value has years centennial remainder

Definition: [the years centennial remainder](#) *is* the remainder produced by dividing the number of the [year value](#) by 100
Example: the [years centennial remainder](#) of 601 years is 1

years quadricentennial remainder

Concept Type: [role](#)
General Concept: [nonnegative integer](#)

year value has years quadricentennial remainder

Definition: [the years quadricentennial remainder](#) *is* the remainder produced by dividing the number of the [year value](#) by 400
Example: the [years quadricentennial remainder](#) of 601 years is 201

years quadricentennial quotient

Concept Type: [role](#)
General Concept: [nonnegative integer](#)

years quadricentennial quotient of year value

Definition: [the years quadricentennial quotient](#) is the quotient produced by dividing [the number of the year value](#) by 400

Note: According to [Inter Gravissimas], a leap day is included for each quadricentennial year even though it is a centennial year.

Example: the years quadricentennial quotient of '301 years' is 0

Example: the years quadricentennial quotient of '401 years' is 1

base duration value

Concept Type: role

General Concept: duration value

year value has base duration value

Definition: the base duration value is the number of the year value times 365 days plus 1 day times (the years quotient of the year value – the years centennial quotient of the year value + the years quadricentennial quotient of the year value).

Note: That is, if Y is the year value, the base duration value B(Y) is given by:

$$B(Y) = Y * 365 + Y/4 - Y/100 + Y/400 \text{ days,}$$

where the / denotes the quotient of the integer division.

Note: [Inter Gravissima] specifies that a leap day occurs every 4 years, except every 100 years, with a further exception that a leap day does occur every 400 years.

Note: The base duration value is the number of days in a number of years that does not involve two conditions:

- the year value is not a multiple of 4 and the particular calendar years involved include one more leap year; or
- the year value is not a multiple of 100 and the particular calendar years involved include one more centennial year (which may be a quadricentennial year)

Example: The base duration value of 400 years is $146\,000 + 100 - 4 + 1 = 146\,097$ days, and neither of the two conditions can apply. 400 years is actually a precise duration value.

Example: The base duration value of 111 years is $40\,515 + 27 - 1 + 0 = 40\,541$, but it is possible that either of the two conditions above is met.

years duration value set

Concept Type: role

Definition: duration value set

year value specifies years duration value set

General Concept: nominal atomic duration value specifies duration value set

Definition: the years duration value set is the duration value set that consists of the following duration values:

- the base duration value of the year value,
- the base duration value of the year value minus 1 day, only if the years centennial remainder of the year value is greater than zero,
- the base duration value of the year value plus 1 day, only if the years remainder of the year value is greater than zero or the years quadricentennial remainder of the year value is greater than zero,

Note: If Y is the year value, and B(Y) is the base duration value, the duration set specified by Y is given by:

$$S(Y) = \{B(Y)\}$$

$$\cup \{B(Y) - 1\}, \text{ if } Y \bmod 100 > 0,$$

$\cup \{B(Y) + 1\}$, if $Y \bmod 4 > 0$ or $Y \bmod 400 > 0$.
 where 'mod' denotes the remainder of the integer division.

Note: The duration value set includes only the base duration value when the year value is exactly divisible by 400 (none of the remainders is greater than zero).

Example: The duration value set for 400 years is {146 097 days}.

Example: The duration value set for 111 years is {40 541 days, 40 540 days, 40 542 days}.

Example: For example, the 111 years could be between 1903 and 2014, which includes the 27 leap years between 1903 and 2011 (including the quadricentennial year 2000), but also the leap year in 2012. So the actual value is 40 542. By comparison, the 111 years between July 1, 1796 and July 1, 1907 includes two centennial years and thus only 25 leap years, so the actual value is 40 540.

Example: The duration value set for 100 years is {36 524 days, 36 525 days}. For example, the 100 years from 1814 and 1914 is 36 524 days. The 100 years from 1914 to 2014 is 36 525 days.

11.6 Gregorian Month Values

This sub clause defines the meaning of [nominal atomic duration values](#) that use the [nominal time unit](#) 'month.' It accounts for the varying numbers of [calendar days](#) in the [calendar months](#) of the [Gregorian calendar](#). It accounts for [leap years](#) by considering that [48 months](#) ([4 years](#) of [12 months](#)) includes one leap day ([February 29](#)). The computation adjusts for the fact that [centennial years](#) have no leap days, but [quadricentennial years](#) have one leap day.




Figure 11.6 - Month Values

Note: this sub clause defines some concepts, such as ‘[month remainder](#)’, that are only needed to support the concept ‘[month value specifies duration value set](#)’. These supporting concepts need not be explicitly defined in versions of this specification in other modeling systems.

month value

Definition: [nominal atomic duration value](#) that has the time unit '[month](#)'

months remainder

Concept Type: [role](#)

General Concept: [nonnegative integer](#)

months remainder of month value

Definition: [the months remainder](#) is the remainder produced by dividing [the number of the month value](#) by [48](#)

Note: [48 is the number of months in a 4-year cycle that includes one leap day.](#)

Example: [the months remainder](#) of '[50 months](#)' is [2](#)

months quotient

Concept Type: [role](#)

General Concept: [nonnegative integer](#)

months quotient of month value

Definition: [the months quotient](#) is the quotient produced by dividing the [number of the month value](#) by [48](#)

Note: [48 is the number of months in a 4-year cycle that includes one leap day.](#)

Example: [the months quotient](#) of '[50 months](#)' is [1](#)

months centennial quotient

Concept Type: [role](#)

General Concept: [nonnegative integer](#)

months centennial quotient of month value

Definition: [the months centennial quotient](#) is the remainder produced by dividing [the number of the month value](#) by [1 200](#)

Note: [1 200 is 100 years of 12 months.](#) According to [Inter Gravissimas], a leap day is omitted for each [centennial year](#) that is not a [quadricentennial year](#).

Example: [the months centennial quotient](#) of '[60 months](#)' is [0](#)

Example: [the months centennial quotient](#) of '[2405 months](#)' is [2](#)

months quadricentennial quotient

Concept Type: [role](#)

General Concept: [nonnegative integer](#)

months quadricentennial quotient of year value

Definition: [the months quadricentennial quotient](#) is the remainder produced by dividing [the number of the month value](#) by [4 800](#)

Note: [4 800 is 400 years of 12 months](#). According to [Inter Gravissimas], a leap day is included for each [quadricentennial year](#) even though it is a [centennial year](#).

Example: the [months quadricentennial quotient](#) of '[10 months](#)' is 0

Example: the [months quadricentennial quotient](#) of '[4805 months](#)' is 1

[months duration value set](#)

Concept Type: [role](#)

Definition: [duration value set](#)

[months duration value set of month value](#)

Definition: [the months duration value set](#) is specified by the following table, according to [the months remainder of the month value](#)

11.7 Gregorian Time Coordinates

This sub clause defines several Gregorian [time coordinates](#) and their meaning in terms of [time scales](#). It also “anchors” the Gregorian calendar on the [Time Axis](#) per the signing of the [Convention du Mètre](#).

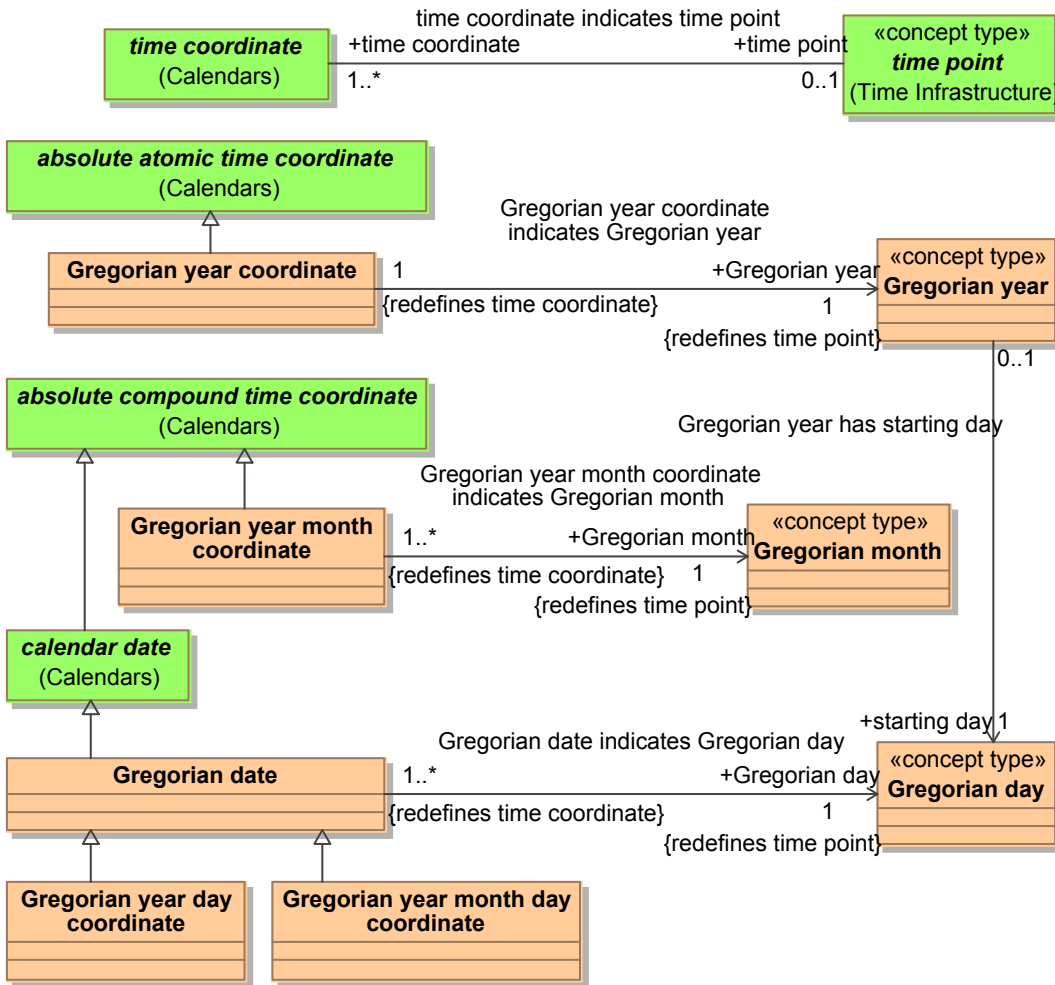


Figure 11.7 - Gregorian Absolute Time Coordinates

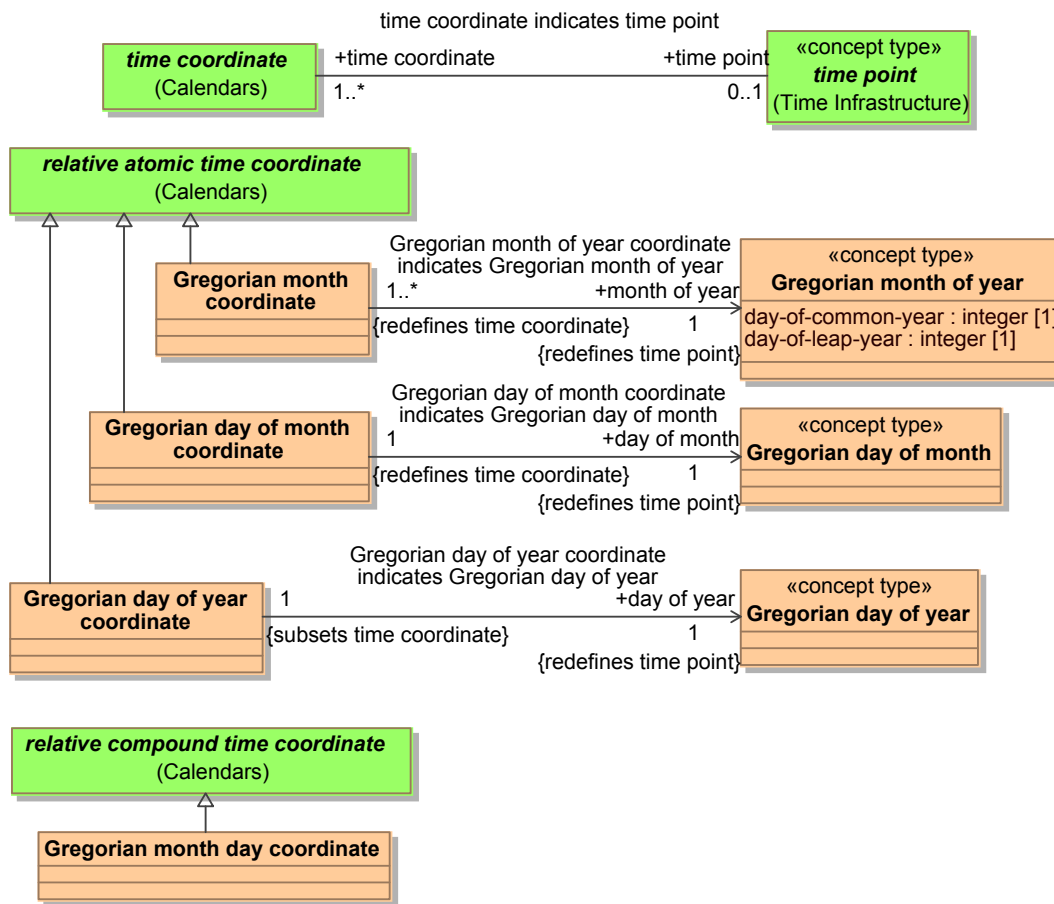


Figure 11.8 - Gregorian Relative Time Coordinates

- A [Gregorian year coordinate](#) *indicates* a [Gregorian year](#), for example “[2010](#)”
- A [Gregorian month coordinate](#) *indicates* a [Gregorian month](#), for example “[January](#)”
- A [Gregorian day of year coordinate](#) *indicates* a [Gregorian day of year](#), for example “[Gregorian day of year 360](#)”
- A [Gregorian day of month coordinate](#) *indicates* a [Gregorian day of month](#), for example “[Gregorian day of month 14](#)”
- A [Gregorian year month coordinate](#) *combines* a [Gregorian year](#) and a [Gregorian month of year](#), *to indicate* a [Gregorian month](#), for example “[July 2010](#)”
- A [Gregorian year month day coordinate](#) *combines* a [Gregorian year](#), a [Gregorian month of year](#), and a [Gregorian day of month](#) *to indicate* a [Gregorian day](#), for example “[9 July 2010](#)”
- A [Gregorian year day coordinate](#) *combines* a [Gregorian year](#) and a [Gregorian day of year](#) *to indicate* a [Gregorian day](#), for example “[2010 day 33](#)”
- A [Gregorian month day coordinate](#) *combines* a [Gregorian month of year](#) and a [Gregorian day of month](#) *to refer to* one [time interval](#) in each Gregorian year, for example “[9 July](#)”, but only the first 60 of them (January 1 to February 29) indicate [Gregorian day of year time points](#)

Gregorian year coordinate

- Definition: absolute atomic time coordinate that *indicates* a Gregorian year
- Necessity: Each Gregorian year coordinate *indicates* a Gregorian year that *has an index equal to the index of the* Gregorian year coordinate
- Description: A Gregorian year coordinate directly gives the Gregorian year number.
- Example: 2010

Gregorian month coordinate

- Definition: relative atomic time coordinate that *indicates* a Gregorian month of year
- Necessity: Each Gregorian month coordinate *indicates* a Gregorian month of year that *has an index equal to the index of the* Gregorian month coordinate.
- Description: A Gregorian month coordinate directly gives the index of a calendar month within a calendar year.
- Necessity: Each Gregorian month coordinate *is greater than or equal to* 1.
- Necessity: Each Gregorian month coordinate *is less than or equal to* 12.
- Example: "January" and "month 1" *indicate* the same Gregorian month of year

Gregorian day of year coordinate

- Definition: relative atomic time coordinate that *indicates* a Gregorian day of year
- Necessity: Each Gregorian day of year coordinate *indicates* a Gregorian day of year that *has an index equal to the index of the* Gregorian day of year coordinate.
- Description: A Gregorian day of year coordinate directly gives the index of a calendar day within a calendar year.
- Necessity: Each Gregorian day of year coordinate *is greater than or equal to* 1.
- Necessity: Each Gregorian day of year coordinate *is less than or equal to* 366.
- Example: "day 45" and "14 February" *indicate* the same Gregorian day of year

Gregorian day of month coordinate

- Definition: relative atomic time coordinate that *indicates* a Gregorian day of month
- Necessity: Each Gregorian day of month coordinate *indicates* a Gregorian day of month that *has an index equal to the index of the* Gregorian day of month coordinate.
- Description: A Gregorian day of month coordinate directly gives the index of a calendar day within a calendar month.
- Necessity: Each Gregorian day of month coordinate *is greater than or equal to* 1.
- Necessity: Each Gregorian day of month coordinate *is less than or equal to* 31.
- Example: "Gregorian day of month 14" *indicates* the Gregorian day of month that has index 14

These absolute compound time coordinates support various combinations of Gregorian years, Gregorian months of year, and calendar days.

Gregorian year month coordinate

- Definition: absolute compound time coordinate that *combines* a Gregorian year coordinate and that *combines* a Gregorian month coordinate and that *indicates* a Gregorian month
- Necessity: Each Gregorian year month coordinate *indicates* a Gregorian month that *has index* 12 times (*the index of the* Gregorian year coordinate minus 1) plus (*the index of the* Gregorian month coordinate minus 1).

Description: [The Gregorian year coordinate](#) and the [Gregorian month coordinate](#) of the [Gregorian year month coordinate](#) jointly identify the [Gregorian month](#) on the infinite [Gregorian months scale](#).

Note: The definition subtracts 1 from the indices of the [Gregorian year coordinate](#) and [Gregorian month coordinate](#) because these are [index origin value 1](#).

Example: "[2010 month 3](#)" combines the set of [{2010, month 3}](#), and indicates the [Gregorian month that has index 24 123](#)

starting day

Concept Type: [role](#)

Definition: [Gregorian day](#) that is the first [calendar day](#) of some [Gregorian year](#)

Gregorian year has starting day

Definition: [the starting day is the Gregorian day that corresponds to the time interval that is part of the Gregorian year and that is an instance of day-of-year 1](#)

Necessity: [Each Gregorian year has exactly one starting day.](#)

Necessity: [The index of the starting day of each Gregorian year that follows Gregorian year 1600 equals 584 391 plus 365 times \(index of the Gregorian year minus 1601\) plus \(\(index of the Gregorian year minus 1601\) divided by 4\) minus \(\(index of the Gregorian year minus 1601\) divided by 100\) plus \(\(index of the Gregorian year minus 1601\) divided by 400\).](#)

Necessity: [The index of each Gregorian year is greater than 1581.](#)

Note: The Gregorian calendar was adopted in different places at different times between 1582 and 1918. The formula is only valid for Gregorian dates.

Note: In mathematical form, the definition above is:

$$sd = 584\ 391 + (365 * y) + (y/4) - (y/100) + (y/400)$$
where:
sd is the index of the starting day
y is the index of a Gregorian year – [1601](#)
y >= zero
/ is integer division

Note: 584 391 is the index of 1 January 1601, computed as 577 738 (index of 15 October 1582) plus 6653 days from 15 October 1582 through 1 January 1601.

Note: [1 January 1601](#) is used as the basis for this formula because the pattern of leap days is consistent since [1601](#). It is the first day after the first [quadracentennial year](#) after [Inter Gravissimas]. This day is picked because the first day of a [Gregorian year](#) does not include any leap day that occurs during that [Gregorian year](#).

Note: The definition compensates for leap days by adding 1 for each 4th year, subtracting 1 for each 100th year (because most centurial years are not leap years), and adding 1 for each 400th year (because quadracentennial years are leap years), per [Inter Gravissimas].

Note: This formula is valid only for [Gregorian calendar years](#) after [1600](#).

Example: The first [calendar day](#) of [2010](#) is [Gregorian day 733775](#).

day-of-common-year

Concept Type: [role](#)

General Concept: [non-negative integer](#)

Definition: the number of days between the beginning of a Gregorian year and the beginning of a **given** Gregorian month of year in a common year

Gregorian month of year has day-of-common-year

Definition: the day-of-common-year *is* the number of days between the beginning of a common year and the instance of the Gregorian month of year that is part of the common year

Note: The day-of-common-year for each Gregorian month-of-year is given in Table 11.1.

Example: The day-of-common-year for April is 90 (days). The duration of the time period from January to April in a common year is 31 days (of January) + 28 days (of February) + 31 days (of March).

day-of-leap-year

Concept Type: role

General Concept: non-negative integer

Definition: the number of days between the beginning of a Gregorian year and the beginning of a **given** Gregorian month of year in a leap year

Gregorian month of year has day-of-leap-year

Definition: the day-of-leap-year *is* the number of days between the beginning of a leap year and the instance of the Gregorian month of year that is part of the leap year

Note: The day-of-leap-year for each Gregorian month-of-year is given in Table 11.1.

Example: The day-of-leap-year for April is 91. The duration of the time period from January to April in a leap year is 31 days (of January) + 29 days (of February) + 31 days (of March).

Gregorian year month day coordinate

Definition: Gregorian date that *combines* a Gregorian year coordinate and that *combines* a Gregorian month coordinate and that *combines* a Gregorian day of month coordinate, and that *indicates* a Gregorian day

Necessity: Each Gregorian year month day coordinate *indicates* the Gregorian day that equals the starting day of the Gregorian year that *is indicated by* the Gregorian year coordinate, plus the value taken for the start of each month from the table of calendar days (below) as indexed by the index of the Gregorian month coordinate and whether the Gregorian year coordinate *indicates* a leap year, plus the index of the Gregorian day of month coordinate minus 2.

Description: The index of the Gregorian day on the Gregorian days scale is computed from the three components of the Gregorian year coordinate.

Example: "2010 month 3 day 15" *combines* the set of {2010, month 3, day 15}, and *indicates* the Gregorian day that has index 733 848. The index is 149 457 calendar days after January 1, 1601, which has index 584 391 (the reference point for the formula).

The 149 457 days is calculated as:

$365 \cdot (2010 - 1601) + (2010 - 1601) / 4 - (2010 - 1601) / 100 + (2010 - 1601) / 400$
(number of calendar days from Jan 1, 1601 to Jan 1, 2010)
plus 59 (to day 1 of month 3, from the table) plus 14 (from day 1 to day 15).

Table 11.1 - Index of the First Gregorian Day of Year of Each Gregorian Month of Year

<u>Gregorian</u> <u>month of year</u> index	<u>Gregorian</u> <u>month of year</u> term	<u>Gregorian</u> <u>month of year</u> day-of-common-year	<u>Gregorian</u> <u>month of year</u> day-of-leap-year
<u>1</u>	<u>January</u>	<u>1</u>	<u>1</u>
<u>2</u>	<u>February</u>	<u>32</u>	<u>33</u>
<u>3</u>	<u>March</u>	<u>60</u>	<u>61</u>
<u>4</u>	<u>April</u>	<u>91</u>	<u>92</u>
<u>5</u>	<u>May</u>	<u>121</u>	<u>122</u>
<u>6</u>	<u>June</u>	<u>152</u>	<u>153</u>
<u>7</u>	<u>July</u>	<u>182</u>	<u>183</u>
<u>8</u>	<u>August</u>	<u>213</u>	<u>214</u>
<u>9</u>	<u>September</u>	<u>244</u>	<u>245</u>
<u>10</u>	<u>October</u>	<u>274</u>	<u>275</u>
<u>11</u>	<u>November</u>	<u>305</u>	<u>306</u>
<u>12</u>	<u>December</u>	<u>335</u>	<u>336</u>

The table shown above is derived from Table 1 of [ISO 8601].

Gregorian year day coordinate

- Definition: Gregorian date that combines a Gregorian year coordinate and that combines a Gregorian day of year coordinate and that indicates a Gregorian day
- Necessity: Each Gregorian day year coordinate indicates a Gregorian day that equals the index of the starting day of the Gregorian year that is indicated by the Gregorian year coordinate, plus the index of the Gregorian day of year coordinate minus 1.
- Description: A Gregorian day year coordinate combines a Gregorian year coordinate and a Gregorian day of year coordinate to identify a particular Gregorian day.
- Example: "2010 day 45" combines the set of {2010, day 45}, and indicates the Gregorian day that has index 733 819. The index is 149 428 calendar days after January 1, 1601, which has index 584 391 (the reference point for the formula). The 149428 days is calculated as:

$$365 \cdot (2010 - 1601) + (2010 - 1601) / 4 - (2010 - 1601) / 100 + (2010 - 1601) / 400$$
(number of calendar days from Jan 1, 1601 to Jan 1, 2010) plus 44 (from day 1 to day 45).

Gregorian month day coordinate

- Definition: relative compound time coordinate that combines a Gregorian month coordinate and a Gregorian day of month coordinate, and that refers to one instance of Gregorian day in a given Gregorian year
- Necessity: Each Gregorian month day coordinate converts to the time set {Gregorian day of year from the start of the calendar year to the calendar month that has the index of the Gregorian month coordinate in common years, Gregorian day of year from the start of the calendar year to the calendar month that has the index of the Gregorian month

coordinate in leap years } *plus the index of the Gregorian day of month coordinate minus 1 day*

- Note: A Gregorian month day coordinate does not include a year number, so there is no way to know whether a March date follows a 28-day or 29-day February. For this reason, every Gregorian month coordinate after February 28 does not consistently *indicate* either of two possible Gregorian days of year. But it *converts to* the time set that includes both of them.
- Example: "15 June" *combines* "June" and "(Gregorian day of month) 15". It *refers to* one calendar day in each Gregorian year, but in common years it is Gregorian day of year 165 and in leap years it is Gregorian day of year 166. So, "15 June" *converts to* the time set {Gregorian day of year 165, Gregorian day of year 166}.
- Example: "15 January" *combines* "January" and "(Gregorian day of month) 15". It always *indicates* Gregorian day of year 15.

Gregorian date

- Synonymous Form: Gregorian date coordinate
- Definition: calendar date *that indicates a Gregorian day*
- Dictionary Basis: ISO 8601 (2.1.9, 'calendar date')
- Note: Gregorian date coordinates may be combined with time offsets, see clause 10.3.
- Example: 1989 September 3
- Example: 2005 day 49

11.8 Gregorian Indefinite Scale Comparisons and Conversions

These verb concepts enable comparison of time points that are on different indefinite time scales. These are absolute time points, meaning that each *corresponds to* exactly one time interval.

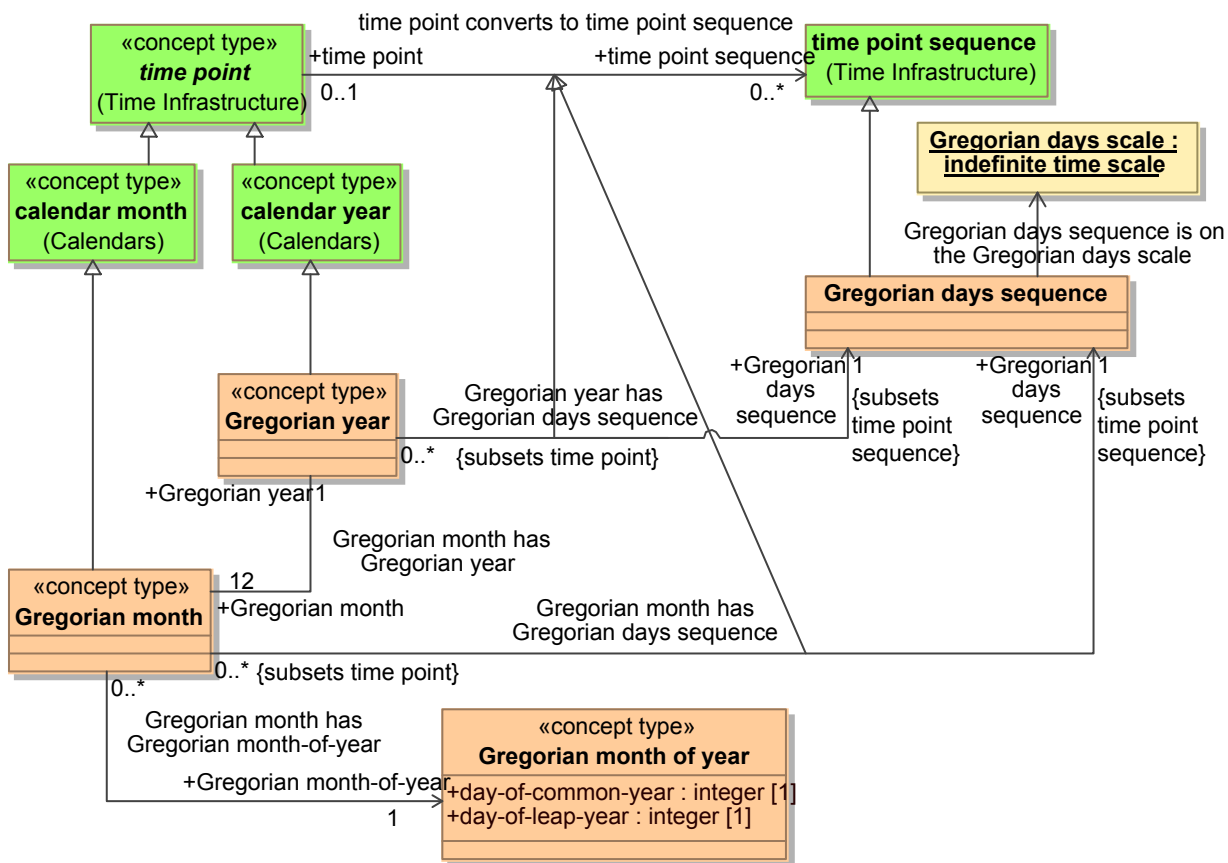


Figure 11.9 - Gregorian Year Conversions

The following Necessities identify the Gregorian calendar time points that can be converted to a common ‘shared’ time scale. Conversions to other time scales, such as International Atomic Time, are possible.

- Necessity: Each Gregorian year *shares* the Gregorian days scale with each Gregorian month.
- Example: 1979 *shares* the Gregorian days scale with June 1990
- Necessity: Each Gregorian year *shares* the Gregorian days scale with each Gregorian day.
- Example: 1949 *shares* the Gregorian days scale with 23 June 1990
- Necessity: Each Gregorian month *shares* the Gregorian days scale with each Gregorian day.
- Example: June 1990 *shares* the Gregorian days scale with 23 June 1990

Conversions to other time scales, such as International Atomic Time, are possible.

The following concepts relate Gregorian years to the Gregorian days scale.

Gregorian days sequence

Definition: time point sequence that *is on* the Gregorian days scale

Gregorian year has Gregorian days sequence

General Concept: time point *converts to* time point sequence

Definition:	<u>the Gregorian year converts to the Gregorian days sequence</u>
Necessity:	<u>Each Gregorian year converts to exactly one Gregorian days sequence.</u>
Necessity:	<u>The first time point of the Gregorian days sequence of a Gregorian year is the starting day of the Gregorian year.</u>
Necessity:	<u>The Gregorian days sequence of a Gregorian year has cardinality 365 if the Gregorian year is a common year, and has cardinality 366 if the Gregorian year is a leap year.</u>
Note:	The Gregorian year converts to the time point sequence whose first time point is the first Gregorian day of the year (the starting day) and that has as many Gregorian day time points as the year has days. The last time point will be the starting day plus length of year minus 1.
Example:	The Gregorian year that is indicated by “ <u>2010</u> ” converts to Gregorian day 733 775 through Gregorian day 734 140 .

The following concepts support conversion of [Gregorian months](#) to the [Gregorian days scale](#). Note that the first two concepts associate the [Gregorian month](#) with “month-of-year” and “year” time points, and thus with common time coordinates.

[Gregorian month](#) has [Gregorian year](#)

Definition:	<u>the Gregorian month is part of the Gregorian year</u>
Necessity:	<u>Each Gregorian month has exactly one Gregorian year.</u>
Necessity:	<u>The index of the Gregorian year of a Gregorian month equals 1 plus the integer quotient of dividing the index of the Gregorian month by 12.</u>
Example:	<u>Gregorian month 24108 has Gregorian year 2010</u>

[Gregorian month](#) has [Gregorian month of year](#)

Definition:	<u>the Gregorian month of year corresponds to the time interval that is the instance of the Gregorian month</u>
Necessity:	<u>Each Gregorian month has exactly one Gregorian month of year.</u>
Necessity:	<u>The index of the Gregorian month-of-year of a Gregorian month equals 1 plus the integer remainder of dividing the index of the Gregorian month by 12</u>
Example:	<u>Gregorian month 24108 has Gregorian month of year 1, i.e., January.</u>

[Gregorian month](#) has [Gregorian days sequence](#)

General Concept:	<u>time point converts to time point sequence</u>
Definition:	<u>the Gregorian month converts to the Gregorian days sequence</u>
Necessity:	<u>Each Gregorian month has exactly one Gregorian days sequence.</u>
Necessity:	<u>The duration of the Gregorian days sequence of a Gregorian month is equal to the duration of the time period that is the instance of the Gregorian month.</u>
Necessity:	<u>The index of the first time point of the Gregorian days sequence of a Gregorian month is equal to the index of the starting day of the Gregorian year of the Gregorian month minus 1 plus the day-of-common-year of the Gregorian month-of-year of the Gregorian month if the Gregorian year is a common year, or the day-of-leap-year of the Gregorian month-of-year of the Gregorian month if the Gregorian year is a leap year.</u>
Description:	<u>the Gregorian month converts to a sequence of Gregorian days on the indefinite Gregorian days scale, using the starting day of the Gregorian year of the Gregorian month and the day-of-common-year or day-of-leap-year of the Gregorian month-of-year of the Gregorian month.</u>

Note: The [day-of-common-year](#) and the [day-of-leap-year](#) for a [Gregorian month-of-year](#) are given in Table 11.1

The [Gregorian month](#) that *is indicated by* “[June 2010](#)” *converts to* [Gregorian day 733 926 through](#) [Gregorian day 733 955](#) on the [Gregorian days scale](#). The starting day of 2010 has index 733775, the day of common year of June is 152, and 2010 is a common year.

11.9 Gregorian Month of Year Comparisons and Conversions

These verb concepts enable comparison of [time points](#) that are on the [Gregorian year of days scale](#) and the [Gregorian year of months scale](#).

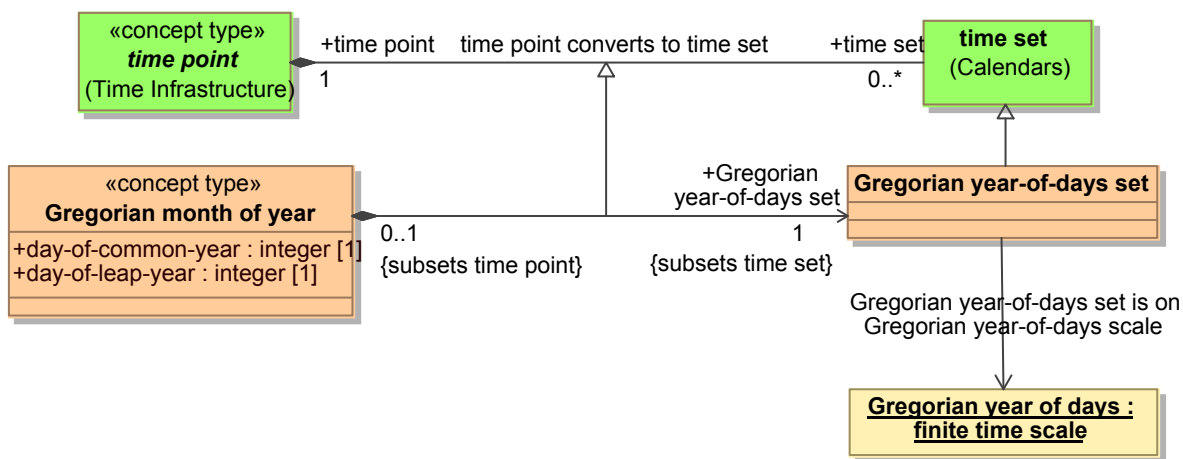


Figure 11.10 - Gregorian Month of Year Conversion

The following Necessity identifies the fact that [Gregorian months of year](#) and [Gregorian days of year](#) can be compared by conversion of the former to the [Gregorian year of days scale](#):

Necessity: Each [Gregorian month of year](#) *shares* the [Gregorian year of days scale](#) *with each* [Gregorian day of year](#).

Example: "[May](#)" can be compared with "[day 33](#)" on the [Gregorian year of days scale](#)

Because of leap days, a [Gregorian month of year](#) *converts to* a [time set](#) on the [Gregorian year of days scale](#), rather than to an individual [time point sequence](#). The following concepts characterize these conversions.

[Gregorian year of days set](#)

Definition: [time set](#) on the [Gregorian year of days scale](#)

[Gregorian month of year](#) *has* [Gregorian year of days set](#)

General Concept: [time point](#) *converts to* [time set](#)

Definition: the [Gregorian month of year](#) *converts to* the [Gregorian year of days set](#)

Necessity: Each [Gregorian month of year](#) *converts to* exactly one [Gregorian year of days set](#).

Necessity: Each [Gregorian month of year](#) *converts to* the [time set](#) on the [Gregorian year of days scale](#) that is given for the [Gregorian month of year](#) in Table 11.2.

Note: The time set for January has only one member. All of the others have one time point sequence for common years and one time point sequence for leap years.

Note: These time sets could be formulated "intensionally" in much the same way as the Gregorian day time point sequences are formulated for Gregorian months, but since there are only 12, it is simpler to enumerate the extension of the verb concept.

Example: The Gregorian month of year that *is indicated by* 'August' *converts to* the time set
 {Gregorian day of year 213 through Gregorian day of year 243,
Gregorian day of year 214 through Gregorian day of year 244}

Table 11.2 - Time sets for Gregorian Months

<u>Gregorian month of year</u> index	<u>Gregorian month of year</u> term	<u>Gregorian year of days set</u>
<u>1</u>	<u>January</u>	{ <u>Gregorian day of year 1 through Gregorian day of year 31</u> }
<u>2</u>	<u>February</u>	{ <u>Gregorian day of year 32 through Gregorian day of year 59</u> , <u>Gregorian day of year 32 through Gregorian day of year 60</u> }
<u>3</u>	<u>March</u>	{ <u>Gregorian day of year 60 through Gregorian day of year 90</u> , <u>Gregorian day of year 61 through Gregorian day of year 91</u> }
<u>4</u>	<u>April</u>	{ <u>Gregorian day of year 91 through Gregorian day of year 120</u> , <u>Gregorian day of year 92 through Gregorian day of year 121</u> }
<u>5</u>	<u>May</u>	{ <u>Gregorian day of year 121 through Gregorian day of year 151</u> , <u>Gregorian day of year 122 through Gregorian day of year 152</u> }
<u>6</u>	<u>June</u>	{ <u>Gregorian day of year 152 through Gregorian day of year 181</u> , <u>Gregorian day of year 153 through Gregorian day of year 182</u> }
<u>7</u>	<u>July</u>	{ <u>Gregorian day of year 182 through Gregorian day of year 212</u> , <u>Gregorian day of year 183 through Gregorian day of year 213</u> }
<u>8</u>	<u>August</u>	{ <u>Gregorian day of year 213 through Gregorian day of year 243</u> , <u>Gregorian day of year 214 through Gregorian day of year 244</u> }
<u>9</u>	<u>September</u>	{ <u>Gregorian day of year 244 through Gregorian day of year 273</u> , <u>Gregorian day of year 245 through Gregorian day of year 274</u> }
<u>10</u>	<u>October</u>	{ <u>Gregorian day of year 274 through Gregorian day of year 304</u> , <u>Gregorian day of year 275 through Gregorian day of year 305</u> }
<u>11</u>	<u>November</u>	{ <u>Gregorian day of year 305 through Gregorian day of year 334</u> , <u>Gregorian day of year 306 through Gregorian day of year 335</u> }
<u>12</u>	<u>December</u>	{ <u>Gregorian day of year 335 through Gregorian day of year 365</u> , <u>Gregorian day of year 336 through Gregorian day of year 366</u> }

The table shown above is derived from Table 1 of [ISO 8601].

12 ISO Week Calendar (normative)

12.1 General

The week calendar has been used for centuries, separate from and in combination with the [Gregorian calendar](#), even though they are incommensurate. This [calendar](#) supports human discourse using weekday names such as “[Monday](#)”, “[Tuesday](#)”, and so forth.

This specification follows [ISO 8601] in defining “[Monday](#)” as the first day of the week. Various cultures and religions define other initial week days. Users of this specification are welcome to redefine the weekday concepts according to their preferences.

We define January 3, 2000 to be a Monday, and thereby define an indefinite sequence of time intervals that are [ISO weeks](#). That is the basis for the [ISO weeks time scale](#).

These ISO weeks are further gathered into [ISO week-based years](#) – time periods of exactly 52 or 53 ISO weeks that correspond roughly to Gregorian years. (The correspondence algorithm is given in ISO 8601. It is based on the ‘first Thursday rule’ – the first week of an ISO week-based year is the ISO week that contains the first Thursday in the Gregorian year, and it may contain days from the prior Gregorian year.) The [ISO week-based year](#) forms the basis for the [ISO year of weeks time scale](#) and the [ISO year of weekdays time scale](#), which number the weeks and days, respectively, within an ISO week-based year. These scales then provide the basis for time coordinates of the [ISO year-week](#) form, such as “year 2000 week 6”, and the [ISO year-week-day](#) form, such as “2004 week 37 day 2” or “Tuesday of 2004 week 37”.

[ISO Week Calendar Vocabulary](#)

General Concept:	terminological dictionary
Language:	English
Included Vocabulary:	Gregorian Calendar Vocabulary
Namespace URI:	http://www.omg.org/spec/DTV/20160301/dtv-sbvr.xml#ISOWeekCalendarVocabulary

12.2 ISO Week Time Scales

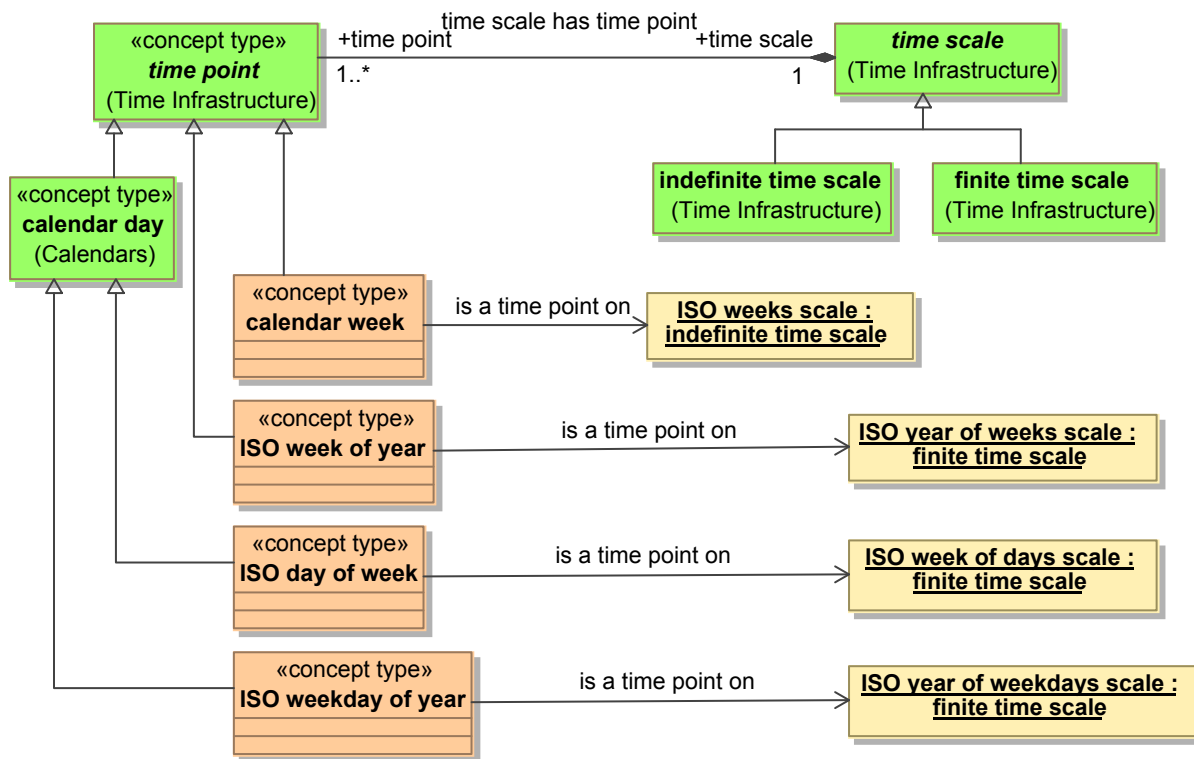


Figure 12.1 - ISO Week Calendar time scales and time points

ISO weeks scale

- Definition: [indefinite time scale](#) that [has granularity week](#) and that [has time points that are ISO weeks](#)
- Necessity: [The index origin value of the ISO weeks scale is 104 304.](#)
- Necessity: [The index origin member of the ISO weeks scale corresponds to the time interval that has duration 1 week and that is started by the time interval that is the Gregorian day 730 124.](#)
- Note: Gregorian day 730 124 is Monday, January 3, 2000. This date was chosen for consistency with ISO 8601, which defines the origin of the ISO weeks calendar as Saturday, January 1, 2000, but that date is part of the last week of Gregorian year 1999 according to the algorithm in ISO 8601.
- Note: ISO week 104 303 ended on Gregorian day 730 123 and not 730 121 (a multiple of 7), because Gregorian day 1 was a Saturday, and ISO week 1 began the following Monday (per ISO 8601).
- Note: A more convenient reference for the ISO weeks scale is that January 1, 1601 was the Monday of calendar week 83 485.

ISO week of days scale

- Definition: [the finite time scale](#) that [has granularity 1 day](#) and that [has cardinality 7](#) and that [exactly subdivides 'ISO week'](#)

- Necessity: Each ISO week *subdivides into exactly 7 ISO days of week*.
- Necessity: The index origin value of the ISO week of days scale *equals 1*.
- Necessity: The first time point of the ISO week of days scale *is the index origin member of the ISO week of days scale*
- Necessity: The index origin member of the ISO week of days scale *is Monday*.

ISO year of weeks scale

- Definition: *the finite time scale that has granularity 1 week and that has cardinality 53 and that repeats over the ISO weeks scale*
- Description: From [ISO 8601] clause 3.2.2: A calendar year has 52 or 53 weeks of year.
- Note: The ISO year of weeks scale repeats over the indefinite scale of ISO weeks and renumbers the weeks within a year from 1 to 52 or 53.
- Necessity: The index origin value of the ISO year of weeks scale *equals 1*.
- Necessity: The first time point of the ISO year of weeks scale *is the index origin member of the ISO year of weeks scale*.
- Necessity: The first time point of the ISO year of weeks scale *corresponds to each time interval that is the instance of the starting week of a Gregorian year*.
- Note: From the definition of the starting week, it follows that the Thursday of a first ISO week of year is one of the first 7 days of the year, but the Monday, Tuesday and Wednesday might be part of the previous year.
- Note: Any Gregorian year that begins on Thursday, and any leap year that begins on Wednesday, has 53 ISO week of year time intervals. Any other year has 52 ISO week of year time intervals.

ISO year of weekdays scale

- Definition: *the finite time scale that has granularity 1 day and that has cardinality 371 and that subdivides each ISO week-based year*
- Note: The ISO year of weekdays scale subdivides the ISO week-based year in parallel to the way the Gregorian year of days subdivides the Gregorian year. But the two kinds of year are of different lengths and are only loosely aligned.
- Necessity: The index origin value of the ISO year of weekdays scale *equals 1*.
- Necessity: The first time point of the ISO year of weekdays scale *is the index origin member of the ISO year of weekdays scale*.
- Necessity: *Each instance of the first time point of the ISO year of weekdays is a Monday and is part of the instance of the starting week of a Gregorian year*.
- Note: An instance of ISO weekday of year 1 may be as late as January 4 of the Gregorian year or as early as December 29 of the previous Gregorian year.

ISO week

- Dictionary Basis: ISO 8601 (2.2.8, 'ISO week')
- Concept Type: concept type
- Definition: *calendar week that is on the ISO weeks scale and that corresponds to a time interval that is started by a Monday*
- Note: The ISO weeks scale is an indefinite time scale; so each ISO week corresponds to exactly one time interval.
- Note: This is an absolute time point because it is on an indefinite time scale.

Example: The third [ISO week](#) of [2009](#).

[ISO week-based year](#)

Definition: [time period that has duration 52 weeks or 53 weeks and that is started by an ISO week of year 1 and that meets an ISO week of year 1](#)

Necessity: [The ISO year of weeks scale subdivides each ISO week-based year.](#)

Necessity: [Each ISO week-based year is an instance of a time point sequence of ISO weeks.](#)

Note: There is an indefinite sequence of ISO week-based years that covers the Time Axis in parallel to the indefinite sequence of Gregorian years. But it was not necessary to model it. ISO week-based years are identified by Gregorian year numbers and the ‘first Thursday rule’.

Necessity: First Thursday Rule: The first [Thursday](#) in an [ISO week-based year](#) is the [first Thursday](#) of a [Gregorian year](#).

Necessity: [Each ISO week-based year is started by a time interval that is the 3 days preceding the first Thursday of a Gregorian year.](#)

Note: The last Thursday of a Gregorian year is part of the last week of the corresponding ISO week-based year. That determines whether the ISO week-based year has 52 weeks or 53 weeks. Any Gregorian year that begins on Thursday, and any leap year that begins on Wednesday, relates to an ISO week-based year that has 53 ISO week of year time intervals and 371 ISO weekday of year time intervals. The first ISO week of year includes 2 or 3 days from the prior year (from the Monday to the start of the year), and the 53rd ISO week of year includes 2 or 3 days from the following year (from the Thursday or Friday that is December 31st through the following Sunday). Any other year has 52 ISO week of year time intervals and 364 ISO weekday of year time intervals, but it may include 1 or 2 days of the prior year or 1 or 2 days from the following year, while losing 1 to 3 days to the other of them.

[ISO day of week](#)

Concept Type: [concept type](#)

Definition: [calendar day that is on the ISO week of days scale](#)

Note: This is a [relative time point](#) because it is on a [finite time scale](#).

Necessity: [ISO day of week 1 is the concept 'Monday'.](#)

Necessity: [ISO day of week 2 is the concept 'Tuesday'.](#)

Necessity: [ISO day of week 3 is the concept 'Wednesday'.](#)

Necessity: [ISO day of week 4 is the concept 'Thursday'.](#)

Necessity: [ISO day of week 5 is the concept 'Friday'.](#)

Necessity: [ISO day of week 6 is the concept 'Saturday'.](#)

Necessity: [ISO day of week 7 is the concept 'Sunday'.](#)

Source: [ISO 8601](#) (Table 2)

Note: Other day of week time scales may choose a different numbering.

[ISO week of year](#)

Concept Type: [concept type](#)

Definition: [time point that is on the ISO year of weeks scale](#)

Necessity: [Each ISO week of year rennumbers at least 1 ISO week.](#)

Note: This is a [relative time point](#) because it is on a [finite time scale](#).

ISO weekday of year

Concept Type: [concept type](#)
 Definition: [calendar day that is on the ISO year of weekdays scale](#)
 Necessity: [Each ISO weekday of year rennumbers at least 1 Gregorian day](#).
 Note: Each ISO weekday of year time point is a calendar day of each ISO week-based year. The usual time coordinate has “week and day” form, i.e., an ISO week of year coordinate and an ISO day of week coordinate. See Clause 18.

The following concepts were created to support the formal definition of the [ISO year of weeks](#) and [ISO year of weekdays](#) time scales.

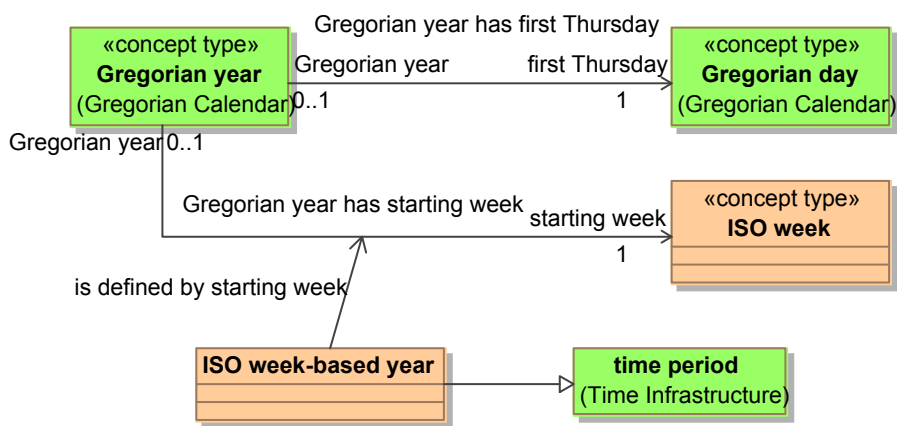


Figure 12.2 - Starting week

first Thursday

Concept Type: [role](#)
 General Concept: [Gregorian day](#)
 Description: [the Gregorian day that is the first Thursday in a given Gregorian year](#)

Gregorian year has first Thursday

Definition: [the first Thursday is the Gregorian day that corresponds to the time interval that is a Thursday and that is part of the Gregorian year and that is not after a Thursday that is part of the Gregorian year](#)

Necessity: [The index of the first Thursday of a Gregorian year equals the index of the starting day of the Gregorian year plus 6 minus the remainder of dividing the index of the starting day of the Gregorian year by 7.](#)

Note: If the remainder of dividing the index of the starting day by 7 is 0, the starting day is a Friday, if the remainder is 1, it is a Saturday, and so on. So, 6 minus the remainder is the number of days from the starting day to the first Thursday.

Note: This concept is introduced only to define the [starting week](#) concept.

starting week

- Concept Type: [role](#)
- General Concept: [ISO week](#)
- Definition: [the ISO week that includes the first Thursday of a given Gregorian year](#)
- Note: This definition follows the specifications in ISO 8601.
- Note: It is possible that the Monday, Tuesday, and Wednesday of the [starting week](#) are part of the previous Gregorian year. It is also possible that January 1st, 2nd, and 3rd, are not part of the [starting week](#) and are part of the last week of the previous year.
- Example: January 1, 2000 is a Saturday. So the first Thursday of 2000 is January 6 and the [starting week](#) of 2000 begins on Monday, January 3. Thus January 1, 2000 and January 2, 2000 are part of the last week of 1999.
- Example: January 1, 2002 is a Tuesday. So the first Thursday of 2002 is January 4, and the [starting week](#) of 2002 begins on Monday, December 31, 2001.

Gregorian year has starting week

- Definition: [the starting week is the ISO week that includes the first Thursday of the Gregorian year](#)
- Necessity: [The index of the starting week of a Gregorian year equals the index of the starting day of the Gregorian year divided by 7 plus 1.](#)
- Note: This formula works because Gregorian day 1 was a Saturday. The quotient is the number of complete weeks though a Friday that is on or before the starting day. So the quotient is greater by 1 exactly when January 1 falls on a Friday, Saturday, or Sunday, and the *following* Monday begins the starting week. Otherwise the starting week begins *on or before* the starting day, and there is one less complete week before it.

12.3 Days of the week

The concepts in this clause are the traditional days of the week, each of which is treated as a concept that corresponds to time intervals. They are defined to correspond to specific Gregorian days, by requiring that January 1, 2000 is a Saturday.

The days of the week are not 'time points' as defined. They become time points when they are chosen to be members of a time scale. This allows different time scales to make different choices for the first day of the week, without changing the relationship between the day of week and the actual time intervals.

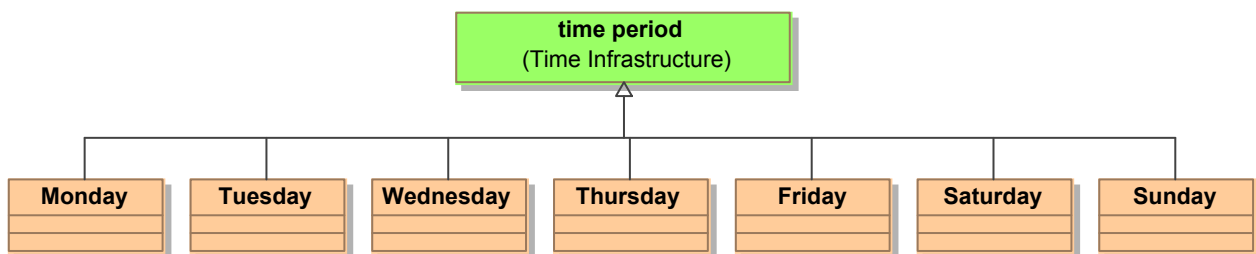


Figure 12.3 - Week days

Monday

- Definition: [time interval that has duration 1 day and that meets a Tuesday](#)

Tuesday

Definition: [time interval](#) that *has* [duration 1 day](#) and that *meets* a [Wednesday](#)

Wednesday

Definition: [time interval](#) that *has* [duration 1 day](#) and that *meets* a [Thursday](#)

Thursday

Definition: [time interval](#) that *has* [duration 1 day](#) and that *meets* a [Friday](#)

Friday

Definition: [time interval](#) that *has* [duration 1 day](#) and that *meets* a [Saturday](#)

Saturday

Definition: [time interval](#) that *has* [duration 1 day](#) and that *meets* a [Sunday](#)

Necessity: [One Saturday is the time interval that has duration 1 day and that starts Gregorian year 2000.](#)

Note: This requirement anchors the repeating sequence of days of week to specific Gregorian days. It requires that January 1, 2000 is a Saturday. It follows that January 2, 2000 must be the Sunday that it meets, and so on.

Sunday

Definition: [time interval](#) that *has* [duration 1 day](#) and that *meets* a [Monday](#)

12.4 ISO Week Time Coordinates

This sub clause supports the following [time coordinates](#) based on weeks:

- An [ISO day of week coordinate](#) *indicates* an ISO [day of week](#), for example “[Tuesday](#)”
- An [ISO week of year coordinate](#) *indicates* an ISO [week of year](#), for example “[week 15](#)”
- An ISO [week day coordinate](#) *combines* an ISO [week of year coordinate](#) and an ISO [day of week](#) to *indicate* an ISO [weekday of year](#), for example “[Tuesday week 15](#)”
- An ISO [year week coordinate](#) *combines* a [Gregorian year](#) and an ISO [week of year coordinate](#) to *indicate* an ISO [week](#), for example “[2010 week 15](#).”
- An ISO [year week day coordinate](#) *combines* a [Gregorian year](#), an ISO [week of year coordinate](#), and an ISO [day of week](#) to *indicate* a [calendar day](#), for example “[Tuesday 2010 week 15](#).”

The detailed definitions of these [time coordinates](#) follow.

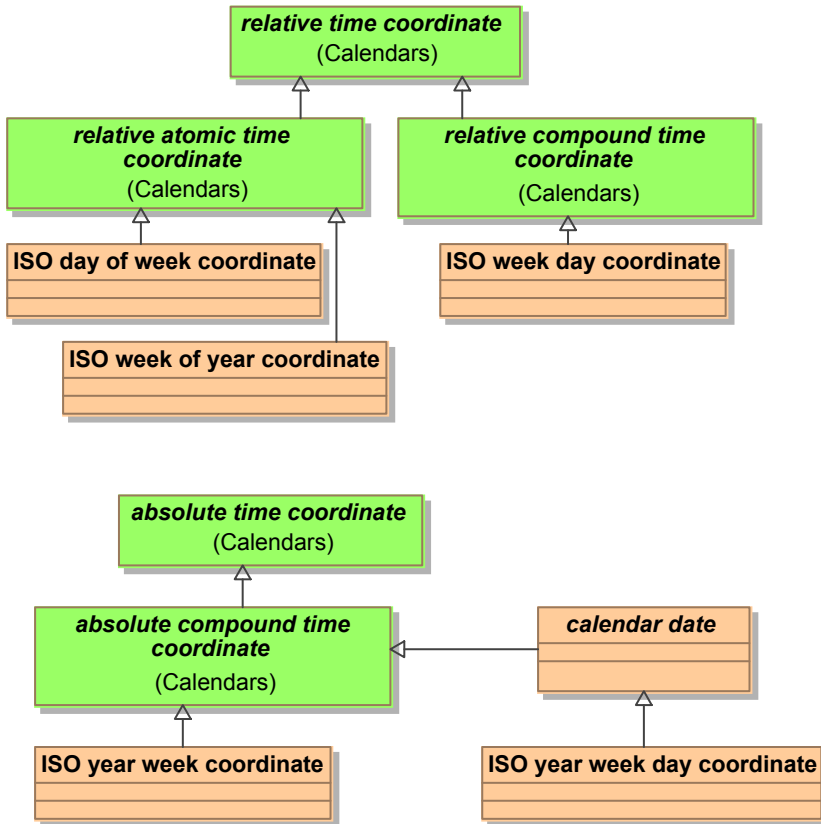


Figure 12.4 - Week Coordinates

ISO day of week coordinate

- Definition: [relative atomic time coordinate](#) that indicates an [ISO day of week](#)
- Necessity: Each [ISO day of week coordinate](#) indicates an [ISO day of week](#) that has the [index](#) equal to the [index of the ISO day of week coordinate](#)
- Description: An [ISO day of week coordinate](#) directly identifies an [ISO day of week](#).
- Necessity: Each [ISO day of week coordinate](#) is greater than or equal to 1.
- Necessity: Each [ISO day of week coordinate](#) is less than or equal to 7.
- Example: [Wednesday](#)

ISO week of year coordinate

- Synonym: [ISO week number](#)
- Definition: [relative atomic time coordinate](#) that indicates an [ISO week of year](#)
- Necessity: Each [ISO week of year coordinate](#) indicates the [ISO week of year](#) that has an [index](#) equal to the [index of the ISO week of year coordinate](#).
- Description: An [ISO week of year coordinate](#) gives the number of an [ISO week](#) within a [calendar year](#).

Description: Number which *identifies* an ISO week within its calendar year according to the rule that the first ISO week of a calendar year is that which includes the first Thursday of that calendar year and that the last ISO week of a calendar year is the ISO week immediately preceding the first ISO week of the next calendar year. See [ISO 8086] clause 2.2.10 for details.

Necessity: Each ISO week of year coordinate *is greater than or equal to* 1.

Necessity: Each ISO week of year coordinate *is less than or equal to* 53.

Example: week 35

ISO week day coordinate

Definition: relative compound time coordinate that *combines* an ISO week of year coordinate and that *combines* an ISO day of week coordinate and that *indicates* an ISO weekday of year

Necessity: Each week day coordinate *indicates* the weekday of year that *has* an index equal to 7 times (the index of the week of year coordinate – 1) plus the index of the day of week coordinate.

Description: An ISO week day coordinate combines an ISO week of year coordinate and an ISO day of week coordinate to identify an ISO weekday of year, i.e., a calendar day within an ISO week-based year.

Note: The first ISO week of year may start up to 3 days before the first calendar day of a Gregorian year, and the last ISO week of year may include up to 3 calendar days from the following Gregorian year. See [ISO 8601] clause 3.2.2 for details.

Example: Wednesday week 35 *indicates* ISO weekday of year 241

Example: Sunday week 1 *indicates* ISO weekday of year 7

ISO year week coordinate

Definition: absolute compound time coordinate that *combines* a Gregorian year coordinate and that *combines* a ISO week of year coordinate, and that *indicates* an ISO calendar week

Necessity: Each ISO year week coordinate *indicates* the ISO calendar week that *has* the index that *equals* the index of the ISO week of year coordinate minus 1 plus the index of the starting week of the Gregorian year that *is indicated by* the Gregorian year coordinate.

Description: A ISO year week coordinate identifies a calendar week time interval by the Gregorian year in which it occurs and its relative position within the Gregorian year. Note that the relationship between week of year 1 and January 1 is complex.

Example: 2010 week 35 *indicates* the ISO calendar week 104860. January 1, 2010 is a Friday. So the starting week of 2010 begins on the following Monday, and is calendar week 104826. Calendar week 104860 = 104826 + 35 – 1.

ISO year week day coordinate

Definition: Gregorian date that *combines* a Gregorian year coordinate and that *combines* an ISO week of year coordinate and that *combines* an ISO day of week coordinate

Description: An ISO year week day coordinate *indicates* a calendar day by a combination of a Gregorian year coordinate, an ISO week of year coordinate, and an ISO day of week coordinate.

Necessity: Each ISO year week day coordinate *indicates* the Gregorian day that *has* an index that *equals* 7 times the index of the ISO week of year coordinate of the ISO year week day coordinate

plus the index of the ISO day of week coordinate of the ISO year week day coordinate
 minus 11
 plus the index of the first Thursday of the Gregorian year that is indicated by the
Gregorian year coordinate of the ISO year week day coordinate.

Note:

That is, the ISO year week day coordinate (y, w, d) indicates the Gregorian day whose index is

$$7 * (w - 1) + (d - 1) + \text{firstThursday}(y) - 3, \text{ or}$$

$$7 * w + d + \text{firstThursday}(y) - 11.$$

The beginning day of the starting week is the Monday before the first Thursday, so its index is the index of the first Thursday minus 3.

Example:

Wednesday 2010 week 35 indicates Gregorian day 834 647 (starting week day of 2010) + 238 (7
 * (35 - 1)) + 3 - 1 → Gregorian day 834 887.

13 Time of Day (normative)

13.1 General

Time of Day Vocabulary

General Concept: [terminological dictionary](#)

Language: [English](#)

Included Vocabulary: [Calendars Vocabulary](#)

Namespace URI: <http://www.omg.org/spec/DTV/20160301/dtv-sbvr.xml#TimeofDayVocabulary>

13.2 Time of Day Time Scales

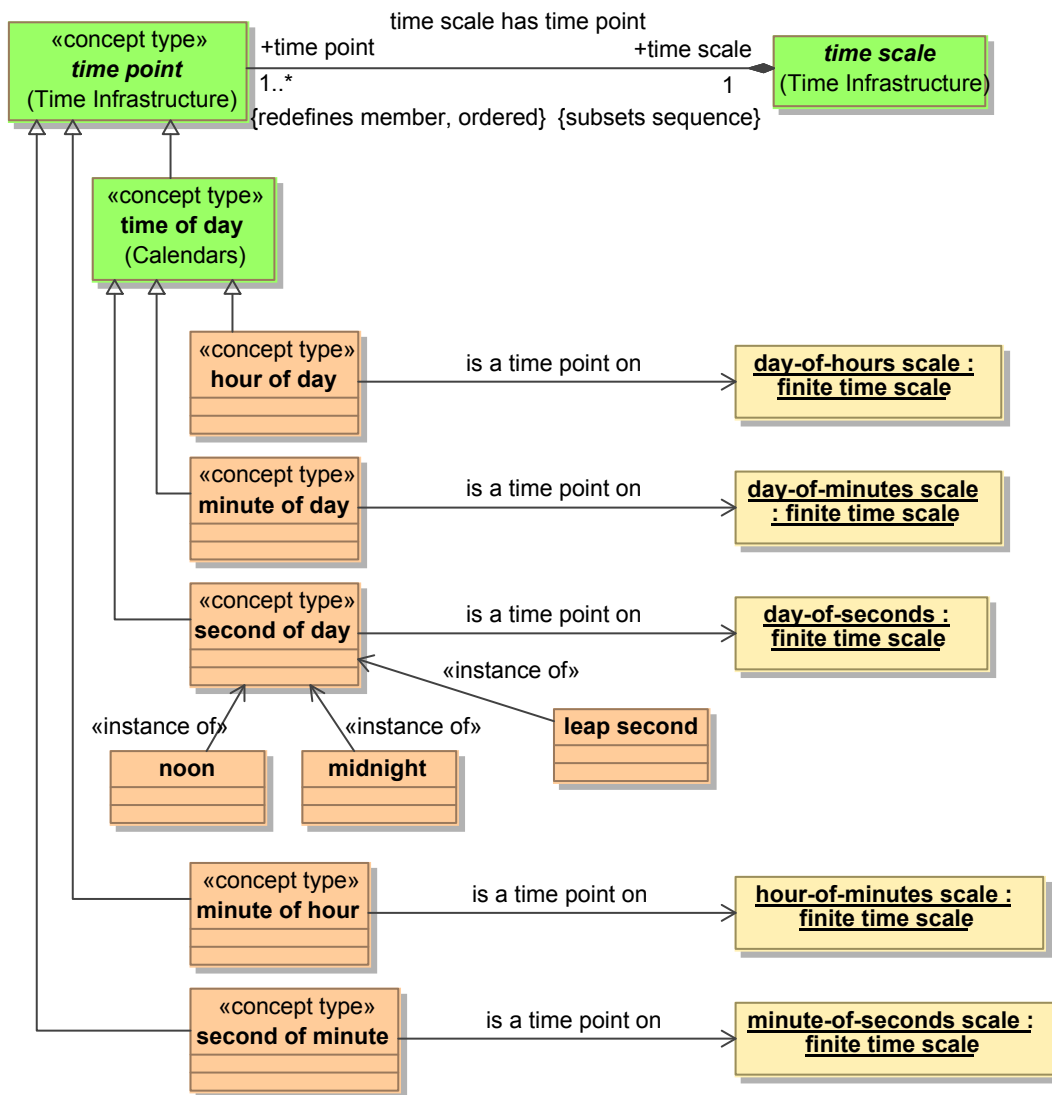


Figure 13.1 - Time of Day Time Scales, Time Points, and Time Periods

day of hours scale

Definition:

the finite time scale that has granularity 1 hour and that has cardinality 24 and that exactly subdivides 'Gregorian calendar day'

Necessity:

Each calendar day subdivides into exactly 24 hours of day.

Necessity:

The index origin value of the day of hours scale equals 0.

Necessity:

The first position of the day of hours scale is the index origin member of the day of hours scale.

day of minutes scale

- Definition: the finite time scale that has granularity 1 minute and that has cardinality 1440 and that exactly subdivides 'Gregorian calendar day'
- Necessity: Each calendar day subdivides into exactly 1440 minutes of day.
- Necessity: The index origin value of the day of minutes scale equals 0.
- Necessity: The first position of the day of minutes scale is the index origin member of the day of minutes scale.

day of seconds scale

- Definition: the finite time scale that has granularity 1 second and that has cardinality 86400 and that exactly subdivides 'Gregorian calendar day'
- Necessity: Each calendar day subdivides into exactly 86400 seconds of day.
- Necessity: The granularity of the day of seconds scale is 'second'.
- Necessity: The index origin value of the day of seconds scale equals 0.
- Necessity: The first position of the day of seconds scale is the index origin member of the day of seconds scale.

hour of minutes scale

- Definition: the finite time scale that has granularity 1 minute and that has cardinality 60 and that exactly subdivides 'minute of hour'
- Necessity: Each hour of day subdivides into exactly 60 minutes of hour.
- Necessity: The index origin value of the hour of minutes scale equals 0.
- Necessity: The first position of the hour of minutes scale is the index origin member of the hour of minutes scale.

minute of seconds scale

- Definition: the finite time scale that has granularity 1 second and that has cardinality 60 and that exactly subdivides 'minute of hour'
- Necessity: Each minute of hour subdivides into exactly 60 seconds of minute.
- Necessity: The index origin value of the minute of seconds scale equals 0.
- Necessity: The first position of the minute of seconds scale is the index origin member of the minute of seconds scale.

13.3 Time of Day Time Points

midnight

- Definition: second of day 0
- Necessity: time point 0 on the day of seconds time scale corresponds to time intervals that have duration 1 second and start an instance of a calendar day

noon

- Definition: second of day 43 200
- Note: $43\ 200 = 12\ \text{hours} * 60\ \text{minutes} * 60\ \text{seconds}$

hour of day

Dictionary Basis:	<u>ISO 8601</u> (3.2.3)
Concept Type:	<u>concept type</u>
Definition:	<u>time point that is on the day of hours scale</u> where the <u>index</u> of the <u>time point</u> represents the number of full <u>hours</u> that have elapsed since midnight at the start of each <u>time interval</u> that the <u>time point corresponds to</u>
Necessity:	Each <u>time interval</u> is an instance of <u>hour of day 0</u> if and only if the <u>time interval</u> has duration <u>1 hour</u> and starts an instance of a <u>calendar day</u> .
Necessity:	For each <u>hour of day₁</u> that has an <u>index</u> that is greater than <u>0</u> , each <u>time interval</u> is an instance of <u>hour of day₁</u> if and only if the <u>time interval</u> has duration <u>1 hour</u> and is met by an instance of the <u>hour of day</u> that precedes <u>hour of day₁</u> on the <u>day of hours scale</u> .
Note:	The standard that the <u>hour of day</u> is counted since <u>midnight</u> was established by the International Meridian Conference of 1884 [International Meridian].
Note:	This is a <u>relative time point</u> because it is on a <u>finite time scale</u> .

minute of day

Concept Type:	<u>concept type</u>
Definition:	<u>time point that is on the day of minutes scale</u> where the <u>index</u> of the <u>time point</u> represents the number of full <u>minutes</u> that have elapsed since midnight at the start of each <u>time interval</u> that the <u>time point corresponds to</u>
Necessity:	Each <u>time interval</u> is an instance of <u>minute of day 0</u> if and only if the <u>time interval</u> has duration <u>1 minute</u> and starts an instance of a <u>calendar day</u> .
Necessity:	For each <u>minute of day₁</u> that has an <u>index</u> that is greater than <u>0</u> , each <u>time interval</u> is an instance of <u>minute of day₁</u> if and only if the <u>time interval</u> has duration <u>1 minute</u> and is met by an instance of the <u>minute of day₂</u> that precedes <u>minute of day₁</u> on the <u>day of minutes scale</u> .
Note:	This is a <u>relative time point</u> because it is on a <u>finite time scale</u> .
Example:	" <u>03:15</u> " is the <u>minute-of-day</u> that has <u>index 195</u>

second of day

Concept Type:	<u>concept type</u>
Definition:	<u>time point that is on the day of seconds scale</u> where the <u>index</u> of the <u>time point</u> represents the number of full <u>seconds</u> that have elapsed since midnight at the start of each <u>time interval</u> that the <u>time point corresponds to</u>
Necessity:	Each <u>time interval</u> is an instance of <u>second of day 0</u> if and only if the <u>time interval</u> has duration <u>1 second</u> and starts an instance of a <u>calendar day</u> .
Necessity:	For each <u>second of day₁</u> that has an <u>index</u> that is greater than <u>0</u> , each <u>time interval</u> is an instance of <u>second of day₁</u> if and only if the <u>time interval</u> has duration <u>1 second</u> and is met by an instance of the <u>second of day₂</u> that precedes <u>second of day₁</u> on the <u>day of seconds scale</u> .
Note:	This is a <u>relative time point</u> because it is on a <u>finite time scale</u> .
Example:	" <u>03:15:48</u> " is the <u>second-of-day</u> that has <u>index 11 748</u>

leap second

- Concept Type: [concept type](#)
- Definition: [second of day that is](#) used to adjust [UTC](#) to ensure appropriate agreement with the rotation of the Earth
- Dictionary Basis: [ISO 8601](#) (2.2.2, 'leap second')
- Note: [Leap seconds](#) are added or deleted at [23:59:59](#) on specific [calendar days](#) of [UTC](#). These intercalary [seconds of day](#) adjust [midnight](#) of the next [calendar day](#) to match Earth's rotation. The International Earth Rotation and Reference Systems Service [IERS] announces [leap seconds](#) whenever the difference between UTC and the Earth's rotation exceeds 0.6 seconds.
- Note: As of 2012, there is a proposal to drop the '[leap second](#)' concept. This proposal will be formally considered at the World Radio Conference in 2015.

minute of hour

- Dictionary Basis: [ISO 8601](#) (3.2.3)
- Concept Type: [concept type](#)
- Definition: [time point that is on the hour of minutes scale](#) where the [index](#) of the [time point](#) represents the number of full [minutes](#) that have elapsed since the last full [hour](#) at the start of each [time interval](#) that the [time point corresponds to](#)
- Necessity: [Each time interval is an instance of minute of hour 0 if and only if the time interval has duration 1 minute and starts an instance of an hour of day.](#)
- Necessity: [For each minute of hour₁ that has an index that is greater than 0, each time interval is an instance of minute of hour₁ if and only if the time interval has duration 1 minute and is met by an instance of the minute of hour₂ that precedes minute of hour₁ on the hour of minutes scale.](#)
- Note: This is a [relative time point](#) because it is on a [finite time scale](#).

second of minute

- Dictionary Basis: [ISO 8601](#) (3.2.3)
- Concept Type: [concept type](#)
- Definition: [time point that is on the minute of seconds scale](#) where the [index](#) of the [time point](#) represents the number of full [seconds](#) that have elapsed since the last full [minute](#) at the start of each [time interval](#) that the [time point corresponds to](#)
- Necessity: [Each time interval is an instance of second of minute 0 if and only if the time interval has duration 1 second and starts an instance of a minute of day.](#)
- Necessity: [For each second of minute₁ that has an index that is greater than 0, each time interval is an instance of second of minute₁ if and only if the time interval has duration 1 second and is met by an instance of the second of minute₂ that precedes second of minute₁ on the minute of seconds scale.](#)
- Note: This is a [relative time point](#) because it is on a [finite time scale](#).
- Note: Business Calendar Concepts

hour period

- Definition: [time period](#) that begins and ends at the same minute of hour on consecutive hours of day
- Example: [1:05 to 2:05](#)

13.4 Time of Day Time Coordinates

This sub clause defines the following [relative time coordinates](#) and [time scales](#) for these combinations of time of day [time units](#):

- An [hour coordinate](#) *indicates* an [hour of day](#), for example “[hour 10](#)” or “[10 a.m.](#)”
- A [minute coordinate](#) *indicates* a [minute of hour](#), for example “[minute 33](#)”
- A [second coordinate](#) *indicates* a [second of minute](#), for example “[second 27](#)”
- An [hour minute coordinate](#) *combines* an [hour of day](#) and a [minute of hour](#), to *indicate* a [minute of day](#), for example “[10:33](#)”
- An [hour minute second coordinate](#) *combines* an [hour of day](#), a [minute of hour](#), and a [second of minute](#), to *indicate* a [second of day](#), for example “[10:33:27](#)”

This specification does not define [time coordinates](#) and [time scales](#) for fractions of [seconds](#) (e.g., [milliseconds](#)). Business vocabularies may extend this specification as needed to address fractional seconds.

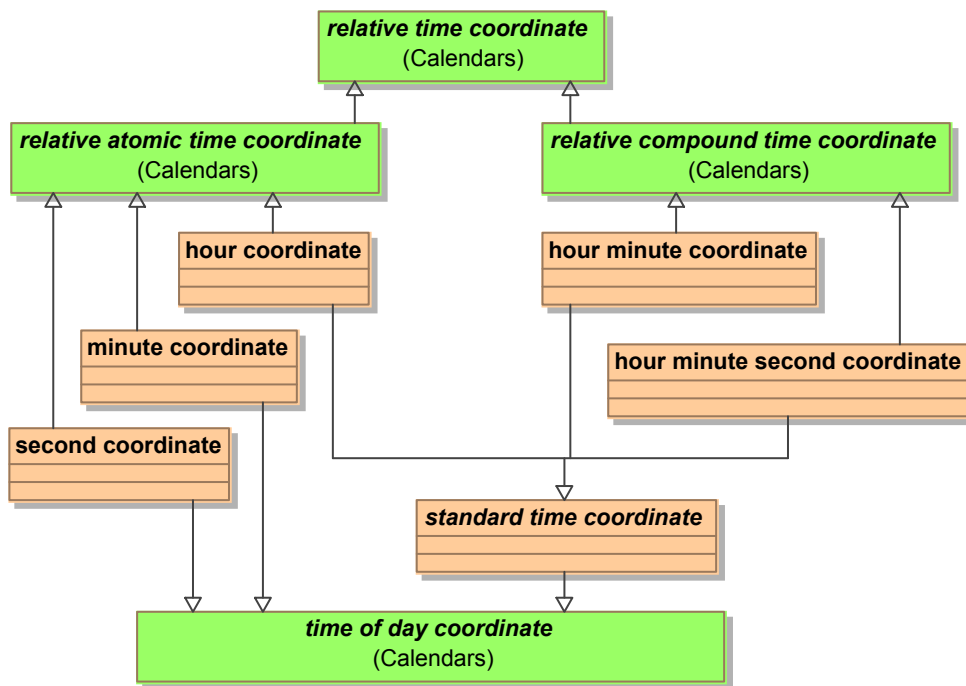


Figure 13.2 - Time of Day Coordinates

[hour coordinate](#)

- Definition: [relative atomic time coordinate](#) that *indicates* an [hour of day](#)
- Necessity: Each [hour coordinate](#) *indicates* an [hour of day](#) that *has* the [index](#) equal to the [index of the hour coordinate](#).
- Description: An [hour coordinate](#) directly *indicates* an [hour of day](#).
- Necessity: Each [hour coordinate](#) *is greater than or equal to* 0.

Necessity: Each hour coordinate is less than or equal to 23.
Example: "11 p.m." and "23:00" indicate the same hour of day

minute coordinate

Definition: relative atomic time coordinate that indicates a minute of hour
Necessity: Each minute coordinate indicates a minute-of-hour that has the index equal to the index of the minute coordinate.
Description: A minute coordinate directly indicates a minute of hour.
Necessity: Each minute coordinate is greater than or equal to 0.
Necessity: Each minute coordinate is less than or equal to 59.
Example: minute 23
Note: This type of time coordinate is not common in everyday use, but is defined here to support the concepts 'hour minute coordinate' and 'hour minute second coordinate'

second coordinate

Definition: relative atomic time coordinate that indicates a second of minute
Necessity: Each second coordinate indicates a second of minute that has the index equal to the index of the second coordinate.
Necessity: Each second coordinate is greater than or equal to 0.
Necessity: Each second coordinate is less than or equal to 59.
Example: second 45
Note: This type of time coordinate is not common in everyday use, but is defined here to support the concept 'hour minute second coordinate'

hour minute coordinate

Definition: relative compound time coordinate that combines an hour coordinate and that combines a minute coordinate, and that indicates a minute of day
Necessity: Each hour minute coordinate indicates a minute of day that has index 60 times the index of the hour coordinate plus the index of the minute coordinate.
Description: An hour minute coordinate combines an hour coordinate and a minute coordinate to indicate a minute of day.
Example: "11:23 a.m." combines the set of {11 a.m., minute 23}, and indicates the minute of day that has index 683

hour minute second coordinate

Definition: relative compound time coordinate that combines an hour coordinate and that combines a minute coordinate and that combines a second coordinate and that indicates a second of day
Necessity: Each hour minute second coordinate indicates a second of day that has index 3 600 times the index of the hour coordinate plus 60 times the index of the minute coordinate plus the index of the second coordinate.
Example: "11:23:49 a.m." combines the set of {11 a.m., minute 23, second 49}, and indicates the second of day that has index 36 432

standard time coordinate

Definition: [time of day coordinate](#) that is an [hour coordinate](#) or [hour minute coordinate](#) or [hour minute second coordinate](#)

Dictionary Basis: ISO 8601 (2.1.9, 'calendar date')

Note: [standard time coordinates](#) may be combined with [time offsets](#), see clause 10.3.

Example: [3 p.m.](#)

Example: [15:00](#)

Example: [15:00:35](#)

13.5 Time of Day Comparisons and Conversions

[Hours of day](#), [minutes of day](#), and [seconds of day](#) may be compared with each other.

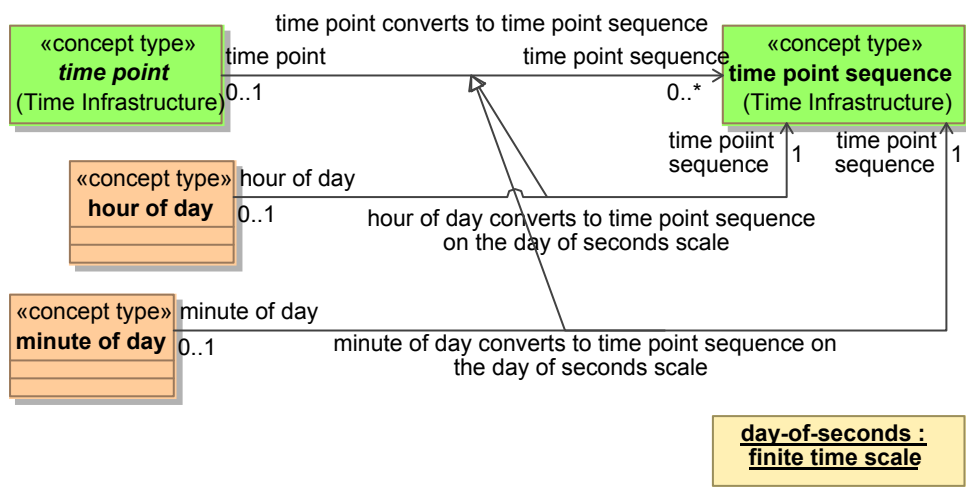


Figure 13.3 - Time of Day Conversions

The following Necessities identify which [time of day time points](#) can be compared by conversion to a common 'shared' [time scale](#):

Necessity: Each [hour of day](#) shares the [day of minutes scale](#) with each [minute of day](#).

Example: "[10 a.m.](#)" can be compared with "[10:39](#)" on the [day of minutes scale](#)

Necessity: Each [hour of day](#) shares the [day of seconds scale](#) with each [second of day](#).

Example: "[10 a.m.](#)" can be compared with "[10:39:42](#)" on the [day of seconds scale](#)

Necessity: Each [minute of day](#) shares the [day of seconds scale](#) with each [second of day](#).

Example: "[10:39](#)" can be compared with "[10:54:48](#)" on the [day of seconds scale](#)

[Hours of day](#) and [minutes of day](#) can be converted to the [day of seconds scale](#).

[hour of day converts to time point sequence on the day of seconds scale](#)

General Concept: [time point converts to time point sequence on time scale](#)

Definition: the [time point sequence](#) is on the [day of seconds scale](#) and the [index of the first time point of the time point sequence](#) equals [3 600](#) times the [index of the](#)

hour of day, and the index of the last time point of time point sequence is the index of the first time point plus 3 599

Description: The hour of day converts to a sequence of seconds of day whose indices are computed by the formula.

Example: The hour of day that *is indicated by "hour 0"* converts to second of day 0 through second of day 3 599 on the day of seconds scale

minute of day converts to time point sequence on the day of seconds scale

General Concept: time point converts to time point sequence on time scale

Definition: the time point sequence is on the day of seconds scale and the index of the first time point of time point sequence equals 60 times the index of minute of day, and the index of the last time point of time point sequence is the index of the first time point plus 59

Description: The minute of day converts to a sequence of seconds of day whose indices are computed by the formula.

Example: The minute of day that *is indicated by "1:48"* converts to second of day 6 480 through second of day 6 539 on the day of seconds scale.

13.6 Time Zones

In order to make local noon (12:00) coincide approximately with the Sun's zenith at the locale, authorities in each locale specify one or more local calendars to be used, during different seasons of a year, for commerce in the locale. A locale in which a standard calendar is used is called a "time zone." The governing authority over time zones is the national or state government of the locale. Many local calendars are named. For example, Pacific Daylight Time, Eastern Standard Time, British Summer Time. Two or more time zones may have the same name, e.g., there is an Eastern Standard Time in the U.S. and another in Australia, and they are different time zones.

A local calendar is UTC with a characteristic time offset from UTC by up to ± 12 hours. These offsets are usually an integer number of hours or half hours. The nominal offset is zero at the Prime Meridian, +1 hour for each 15° of longitude east of the Prime Meridian, and -1 hour for each 15° of longitude west of the Prime Meridian. '+' means a particular reading of a clock set to the time of the local calendar occurs before a clock that is set to UTC has the same reading; '-' means the local reading occurs after the UTC reading. The duration between corresponding readings is the time offset. The 180° meridian is nominally the International Date Line: a date in locales west of the International Date Line (e.g., longitude 179°E) is one day ahead of the date in locales east of the International Date Line (e.g., longitude 179°W).

The time offset from UTC affects more than time of day for a local calendar: At any UTC time there is some locale that has a different local date that is one day before or after the UTC date: the date can be different as well as the hour and minute. For example, during periods when standard time is used in Australia (early April to early October), 18:00 UTC (19:00 BST in London) is 04:00 local time the next day in Sydney (UTC+10 hours); 04:00 UTC is 18:00 local time the previous day in Honolulu (UTC-10 hours); Honolulu and Sydney, being 20 hours apart, are on different dates for all but four hours each day (10:00 – 14:00 UTC that day). The approach adopted in this specification is to consider that each time zone has one or two distinguished local calendars.

A complete literal specification of a time interval includes a calendar specification as part of the time coordinate; otherwise there is a 24 hour ambiguity. For example, compare "July 4, 2010 12:00 PDT" to "July 4, 2010 12:00" or "July 4, 2010 PDT"

to “July 4, 2010.” Note the 24-hour ambiguity when the calendar specification is left out, not knowing where in the world the time is meant.

The intended calendar is often implied by the locale of the utterance of a time coordinate, or by the locale of the associated event, or by other context, but a calendar specification should be provided explicitly when necessary to remove all doubt. This is especially important in discourses that involve multiple time zones. When time coordinates are used in a discourse without specifying the time zone, it is assumed for purposes of comparison and date-time arithmetic that they are on the same calendar. Time references without calendar specifications in different discourses also without locale references are not *prima facie* comparable to within less than 24 hours.

A [representation](#) of a [time offset](#) may be combined with a [date coordinate](#), a [time of day coordinate](#), or a [date time coordinate](#) to indicate that the [time coordinate](#) is specified according to a [local calendar](#) that has that offset. The effect of the [time offset](#) is to shift the interpretation of the [time coordinate](#) with respect to [UTC](#).

13.6.1 Calendar Offsets

This subclause defines the basic relationship between calendars that use the same nominal time scales and time points but use the time points to refer to different time intervals.

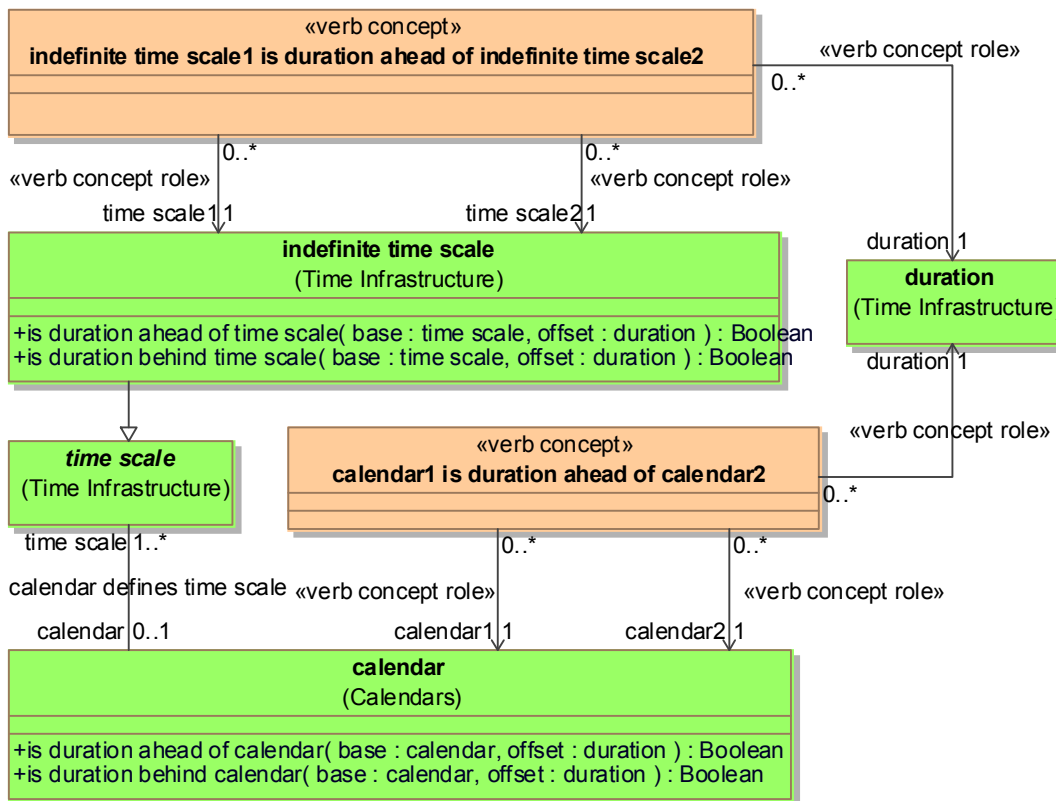


Figure 13.4 - Calendars and Time Offsets

indefinite time scale₁ is duration ahead of indefinite time scale₂

Synonymous Form: indefinite time scale₂ is duration behind indefinite time scale₁

Synonymous Form: indefinite time scale₁ = indefinite time scale₂ + duration

Synonymous Form: indefinite time scale₂ = indefinite time scale₁ - duration

Definition: the granularity of indefinite time scale₁ is the granularity of indefinite time scale₂ and each time point₁ of indefinite time scale₁ corresponds to a time interval₁ that starts duration before the time interval that is the instance of the time point₂ that is a time point of indefinite time scale₂ and that has an index that is equal to the index of time point₁

Note: That is, the time scales have the same nominal time points but the correspondence to time intervals is adjusted by the time offset.

Note: In particular, the time point on indefinite time scale₂ that has the same index as the time point that defines the reference time interval for the indefinite time scale₁ corresponds to a time interval that starts duration before the reference time interval.

calendar₁ is duration ahead of calendar₂

Synonymous Form: calendar₂ is time offset behind calendar₁

Synonymous Form: calendar₁ = calendar₂ + duration

Synonymous Form: calendar₂ = calendar₁ - duration

Definition: each indefinite time scale₁ that is defined by calendar₁ is duration ahead of the indefinite time scale₂ that is defined by calendar₂ and that has the granularity of indefinite time scale₁

Description: The two calendars have the same time scales, and the time scales correspond to time intervals that are duration apart.

Note: All of the time scales defined by calendar₁ are considered to be the same duration ahead of the corresponding time scales of calendar₂, because the finite time scales are defined relative to time points on the indefinite time scales.

Example: Eastern Standard Time (EST) is UTC - 5 hours, and Pacific Standard Time (PST) is UTC - 8 hours. Therefore, EST is 3 hours ahead of PST, and PST is 3 hours behind EST.

Example: India Standard Time (IST) = UTC + 5 hours 30 minutes. Therefore IST is 13 hours 30 minutes ahead of PST. And each Gregorian day in India begins 13 hours 30 minutes before the same Gregorian day in California.

13.6.2 Time Zones and Standard Time

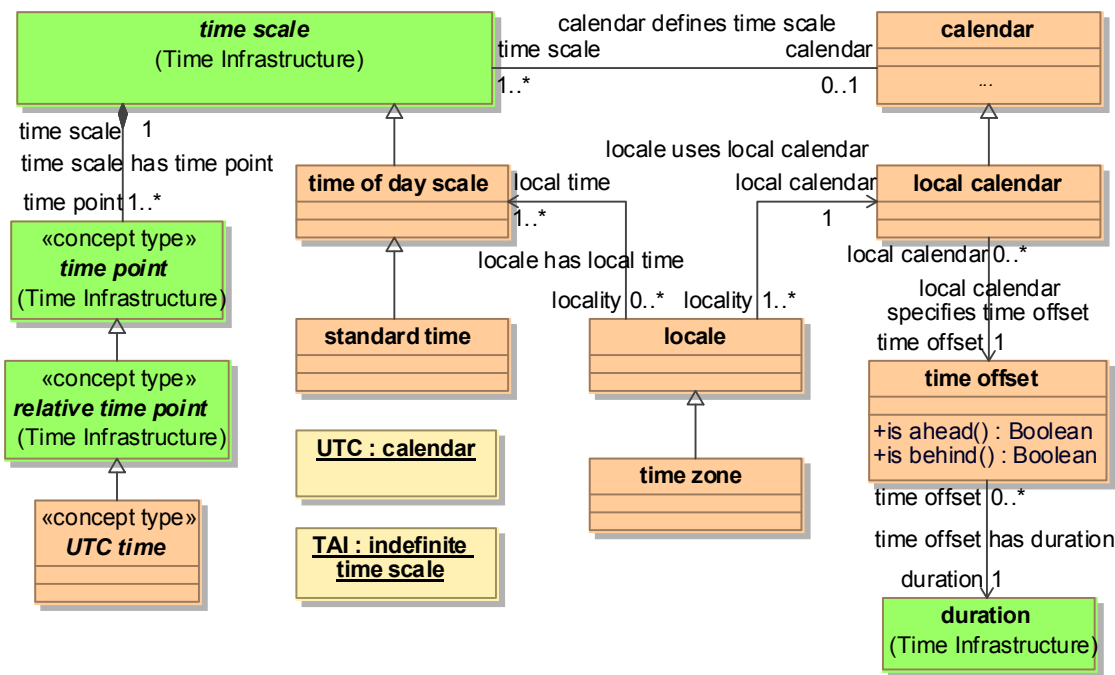


Figure 13.5 - Calendars and time of day

time of day scale

Definition:

[time scale](#) that *has* [members](#) that *are* [times of day](#)

Necessity:

Each [time point](#) of each [time of day scale](#) is a [time of day](#).

UTC

Synonym:

[Coordinated Universal Time](#)

Source:

[International Bureau of Weights and Measures \(BIPM\)](#)

Source:

[ISO 8601](#) (2.1.12)

Source:

[IEC 60050-713](#)

Dictionary Basis:

time scale which forms the basis for the coordinated dissemination of standard frequencies and time signals; it corresponds exactly in rate with International Atomic Time, but differs from it by an integral number of seconds

Definition:

[calendar](#) that combines the [Gregorian Calendar](#) with a [day of seconds scale](#) based on [TAI](#), to identify time intervals by date and time of day

Necessity:

[UTC](#) defines the [day-of-hours scale](#), the [hour-of-minutes scale](#), and the [minute-of-seconds scale](#)

Note:

[UTC](#) is defined to be a calendar, because it defines the relationship of the [Gregorian day](#) time points to time intervals, as well as defining [time of day scales](#).

Note:

All time zone calendars are correlated to [UTC](#).

Note:

UTC is officially maintained by the BIPM in cooperation with national metrology institutes or observatories around the world. See http://www.bipm.org/en/scientific/tai/time_server.html.

Note: The UTC day of seconds scale differs from TAI by the insertion of leap seconds (about every [18 months](#)) to ensure approximate agreement with the time derived from the rotation of the Earth to within one second. The [leap second](#) adjustments make [UTC](#) a discontinuous time scale, because the Gregorian days in which the leap seconds occur have 86401 seconds. Thus, the UTC [day of seconds scale](#) *is* the current number of [leap seconds behind TAI](#). Businesses that are sensitive to elapsed [seconds of day](#) may prefer to use [TAI](#) instead.

[TAI](#)

Synonym: [Temps Atomique International](#)

Synonym: [International Atomic Time](#)

Definition: [indefinite time scale](#) that is defined in a geocentric reference frame with the SI [second](#) as realized on the rotating geoid as the scale unit

Source: [SI](#)

Note: [SI](#) cites the “declaration of the CCDS, BIPM Com. Cons. DŽf. Seconde, 1980, 9, S 15 and Metrologia, 1981, 17, 70”.

Necessity: [The granularity of the TAI Scale is second.](#)

Necessity: The [index origin](#) of [TAI](#) is midnight Gregorian day 2443145 (1 January 1977 00:00:00), Julian Date 2443144.5

Note: [TAI](#) is a continuous [time scale](#) of [seconds](#), maintained by the Bureau international des poids et mesures (BIPM) as the average of over 200 hundred atomic clocks located in over 50 national laboratories.

Note: Time coordinates for TAI are given as Julian date and time of day, where each Julian day is exactly 86 400 seconds. Businesses that are sensitive to the discontinuities of [UTC](#) should instead use [TAI](#).

[UTC time](#)

Source: [ISO 8601](#) (2.1.13)

Concept Type: [concept type](#)

Definition: [time point](#) within a [calendar day](#) in accordance with [UTC](#)

[standard time](#)

Source: [ISO 8601](#) (2.1.14)

Source: [IEC 60050-111](#)

Definition: [time scale](#) derived from [Coordinated Universal Time](#), [UTC](#), by a [time offset](#) established in a given location by the competent authority

[locale](#)

Definition: A place or region whose time of day is specified by a competent authority

[local time](#)

Synonym: [local time of day](#)

Concept Type: [role](#)

Source: [ISO 8601](#) (2.1.16)

Dictionary Basis: locally applicable time of day based on standard time, or a non-UTC based time of day

Definition: [time of day scale](#) that is applicable to a given [locale](#)

locale has local time

Definition: the local time is the time of day scale that is applicable for the locale at a given time

time offset

Definition: specification of the difference between a local calendar and UTC

Description: A time offset involves a direction – whether the local calendar is ahead of UTC or behind UTC – and the duration by which the local calendar is ahead of or behind UTC.

Example: Difference between a given indication (e.g., 12:00:00.000) on a clock set to local time and the same indication on a clock set to UTC time, where both of the clocks change at the same rate.

Note: Conventionally, a time offset is prefixed + to indicate that the local clock indication occurs before (is ahead of) the UTC indication, and – to indicate the local clock indication occurs after (is behind) the UTC indication. These are noun forms of 'calendar₁ is duration ahead of calendar₂' (above). The number of a duration is always non-negative.

Example: Indian Standard Time – UTC = +5½ hours.

time offset has duration

Definition: the local calendar that has the time offset is the duration ahead of UTC or is the duration behind UTC

Description: The duration is the amount of time between the local calendar time intervals and the corresponding UTC time intervals without regard to the direction.

time offset is ahead

Definition: the local calendar that has the time offset is the duration of the time offset ahead of UTC

time offset is behind

Definition: the local calendar that has the time offset is the duration of the time offset behind UTC

local calendar

Definition: calendar that is exactly one duration ahead of UTC or that is exactly one duration behind UTC

Reference Scheme: the time offset of the local calendar

Example: Pacific Daylight Time (UTC–7 hours) , Eastern Standard Time (UTC–5 hours), British Summer Time (UTC+1 hour), Indian Standard Time (UTC+5½ hours)

Note: Many, but not all, local calendars are named. Calendar names are not unique, e.g., EST in the US and Australia. Many named local calendars may have the same time offset. For example, both Central European Standard Time and Algeria Standard Time are UTC+1 hour. A local calendar does not need to be named; it is identified by its time offset from UTC.

Note: ISO 8601 abbreviates time offsets by using only a signed four-digit number representing hours and minutes, omitting the “UTC” and “hours”. Thus, IST is “+0530”.

Note: Time references that are intended to be independent of changes to local calendars should be specified as UTC and a time offset.

Example: Most locations in the United States change between daylight time and summer time twice a year, and the specifications for when the changes happen have themselves changed on occasion. To specify noon in standard time in NY independent of local calendar, use '12:00 -5:00'.

local calendar specifies time offset

- Synonymous Form: [time offset of local calendar](#)
- Definition: the [time offset](#) is the difference between the [local calendar](#) and [UTC](#)
- Necessity: Each [local calendar](#) *specifies exactly one* [time offset](#).

locale uses local calendar

- Necessity: Each [locale](#) *uses exactly one* [local calendar](#) at any given time.

time zone

- Definition: [locale](#) in which one or two [local calendars](#) is used
- Note: When there are two calendars for a time zone, one is standard time and the other is daylight savings time. The dates and time of day for changing between them is determined by local authorities for each time zone.
- Note: The Time Zone Database [Zoneinfo] documents the history of local time for many locations. It is updated periodically to reflect changes made by political bodies to time zone boundaries, UTC offsets, and daylight-saving rules.

13.6.3 Time Coordinates with Time Offsets

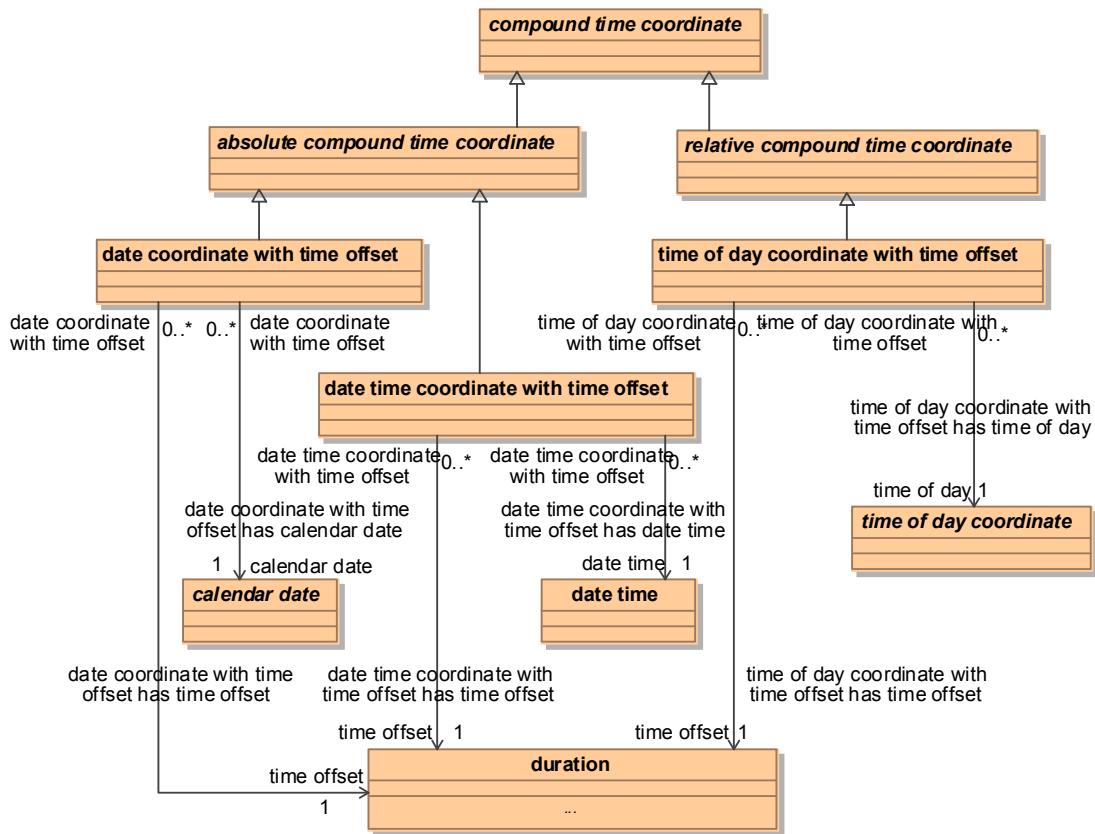


Figure 13.6 - Time coordinates with a time offset

date coordinate with time offset

Definition: time coordinate that combines a date coordinate and a time offset and that *indicates* the time point that is indicated by the date coordinate and that *is on* the calendar that *specifies* the time offset

Note: Time offsets affect the meaning of dates because they change the relationship of midnight to time intervals.

Example: "July 9 -5:00" means "July 9" on the calendar specified by time offset "*is behind* 5 hours", that is, UTC -5 hours.

Example: "July 9 +11:00" is 22 hours before "July 9 -11:00".

time of day coordinate with time offset

Definition: time coordinate that combines a time of day coordinate and a time offset and that *indicates* the time point that is indicated by the time of day coordinate and that *is on* the calendar that *specifies* the time offset

Example: "10:00 -5:00" means "10:00" on the calendar specified by time offset "*is behind* 5 hours", that is, UTC -5 hours.

Example: "10:00 + 11:00" is 22 hours before "10:00 - 11:00".

date time coordinate with time offset

Definition: time coordinate that combines a date time coordinate and a time offset and that *indicates* the time point that is indicated by the date time coordinate and that *is on* the calendar that *specifies* the time offset

Example: "July 9 10:00 -5:00" means "July 9 10:00" on the calendar specified by time offset "*is behind* 5 hours", that is, UTC -5 hours.

Example: "July 9 10:00 + 11:00" is 22 hours before "July 9 10:00 - 11:00".

14 Internet Time (normative)

14.1 General

[Internet Time](#) is the [calendar](#) of the Network Time Protocol (NTP), published by the Internet Engineering Task Force (IETF); see <http://www.rfc-editor.org/info/rfc5905>. Virtually all computers and cell phones are synchronized with the NTP.

Internet Time Vocabulary

General Concept: [terminological dictionary](#)
 Language: [English](#)
 Included Vocabulary: [Calendars Vocabulary](#)
 Namespace URI: <http://www.omg.org/spec/DTV/20160301/dtv-sbvr.xml#InternetTimeVocabulary>

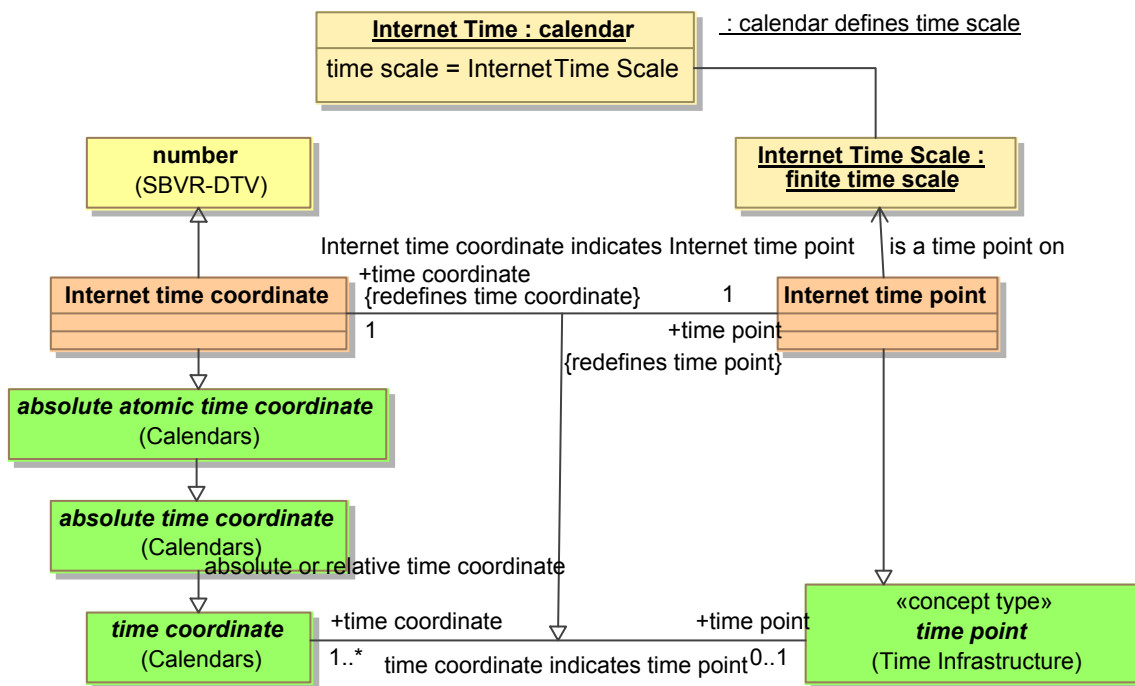


Figure 14.1 - Internet Calendar

14.2 Internet Calendar

Internet Time

- Definition: calendar that keeps UTC time and that uses the Internet Time Scale
- Source: [NTP]
- Note: Internet Time is based on UTC but is not necessarily always coincident with it (see [NTP] Appendix E.8 for a fuller explanation of reckoning the Internet Time Scale with UTC). Internet Time accounts for UTC's leap seconds, with a small uncertainty around the time of insertion of a leap second.
- Necessity: Accuracy of Internet Time relative to UTC is on the order of 1 millisecond. Stated precision is 200 picoseconds.

Internet Time Scale

- Definition: finite time scale whose granularity is 2-32seconds and whose cardinality is 264 and whose first 232 time points correspond to January 1, 1900 00:00:00 UTC
- Note: The data format of NTP is defined in [NTP] section 3.1 and Appendix A. The Internet Time Scale will overflow the 64 bits after about 136 years, in 2036. The IETF is considering a revision of NTP (RFC 5905) that may likely extend its lifetime considerably.

Internet time coordinate

- Definition: time coordinate that is a 64-bit unsigned fixed-point number having a 32 bit integer part and 32 bit fractional part and that indicates the Internet time point that is the number of seconds since January 1, 1900 00:00:00 UTC.

Internet time point

- Concept Type: concept type
- Definition: time point that is on the Internet time scale and that is the number of seconds since January 1, 1900 00:00:00 UTC.
-
-

15 Indexical Time Concepts (normative)

15.1 General

“Indexical” is a linguistic concept that refers to terms that make implicit reference to the speaker or the context of the communication. It includes words like “now,” “here,” “we,” etc. This clause defines indexical terms for time periods that are in common business use.

The use of indexical terms in business vocabularies and rules can be ambiguous, and the practice is generally deprecated, but these concepts are needed for some use cases.

Indexical Time Vocabulary

General Concept:	terminological dictionary
Language:	English
Included Vocabulary:	Time of Day Vocabulary
Included Vocabulary:	ISO Week Calendar Vocabulary
Namespace URI:	http://www.omg.org/spec/DTV/20160301/dtv-sbvr.xml#IndexicalTimeVocabulary

15.2 Indexical Characteristics

These unary fact types locate [time intervals](#) relative to the fundamental concept ‘[time interval is past](#)’. An alternative design choice would be to specify a fundamental concept ‘[current time](#)’ as a kind of ‘[time interval](#)’, and then define ‘[time interval is past](#)’, ‘[time interval is future](#)’, etc., in terms of ‘[current time](#)’. One of them must be defined; otherwise the definitions are circular. But every [time interval](#) has a [duration](#), and defining ‘[current time](#)’ implies specifying its [duration](#). The advantage of making ‘[time interval is past](#)’ fundamental is that we need not give a [duration](#) for [current time](#).

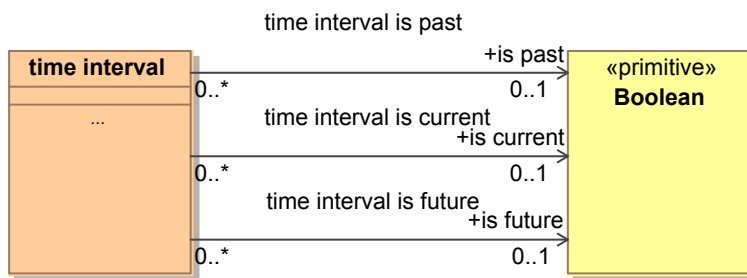


Figure 15.1 - Indexical Characteristics

time interval is past

Definition: [time interval](#) that is before some reference [time interval](#) that is defined by context

Note: The reference time interval is the time interval in which a rule is evaluated or applied. That is, any time interval that *is past* is always *before* the time interval at which the rule is used.

Example: The time interval *identified by* "January 1, 1900" *is past* with respect to a reference time interval in 2012.

time interval *is current*

Synonymous Form: time interval *is present*

Synonymous Form: time interval *is now*

Definition: time interval that *includes* a time interval that *is past* and a time interval that *is not past*

Example: If the contract deadline *is current* ...

time interval *is future*

Definition: time interval that *includes no* time interval that *is in the past*

Necessity: Each time interval that *is future*, *is after each* time interval that *is past*.

Example: The supplier may respond to the RFP only if the due date of the RFP *is future*.

These definitions of 'time interval *is past*', 'time interval *is current*', and 'time interval *is future*' are under-specified in the sense that many time intervals (of different durations) fit them. In particular, the verb concept 'time interval *is future*' includes the 'current time' reference time interval of the verb concept 'time interval *is past*'. Rules that compare time against 'current time' may be stated more precisely by referencing the indexicals given in sub clause 15.3, below. For example "if the contract due date *is a future day* ..." clearly tests the time interval given by the contract due date against a time interval that has a duration of 1 day and an alignment against the Gregorian calendar, whereas "if the contract due date *is future*" may be interpreted with any "comparison granularity," such as 'second' or 'hour'.

15.3 Indexical Time Intervals

Indexical time concepts are noun concepts that are indexical references to time. To minimize confusion, the indexical time intervals defined in this clause follow a consistent designation pattern. These time intervals are distinguished by whether they define the immediate previous or subsequent time point of a given kind, any past or future time point of a given kind, or a time period of a specific duration that ends or begins at a reference time.

Table 15.1 summarizes the designation patterns for the indexical time intervals. The patterns may be combined with the designations of any time units. In the table, the symbol '...' stands for the designation of a time unit, such as 'day', or 'second'.

Table 15.1 - Naming Pattern for Indexical Time Intervals

<u>time intervals</u> relative to ' <u>current time</u> '	Description	Examples
current ...	<u>Time intervals</u> of a specific <u>time point kind</u> that <i>are current</i> .	<u>current time</u>
last ... previous ...	<u>Time intervals</u> of a specific <u>time point kind</u> that <i>meet</i> the reference time.	<u>last day</u>
next ... subsequent ...	<u>Time intervals</u> of a specific <u>time point kind</u> that <i>are met by</i> the reference time.	<u>next week</u>
past ... prior ... earlier ...	<u>Time intervals</u> of a specific <u>time point kind</u> that are <i>before</i> the reference time.	<u>past hour</u> <u>earlier month</u>

Table 15.1 - Naming Pattern for Indexical Time Intervals

future ... later ...	Time intervals of a specific time point kind that <i>are after</i> the reference time.	future month
preceding ...	Time periods of a specified duration that <i>meet</i> the reference time.	preceding year
following ... upcoming ...	Time periods of a specified duration that <i>are met by</i> the reference time.	following day

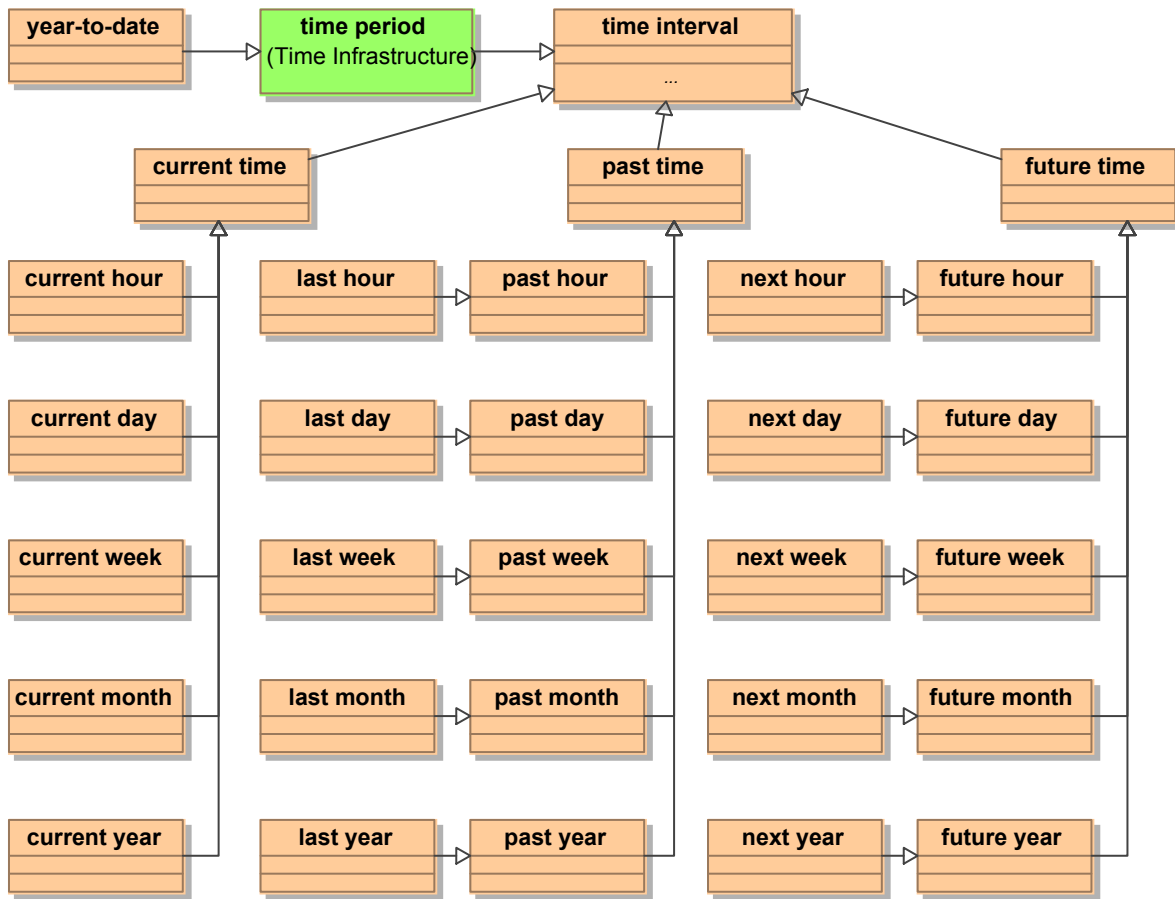


Figure 15.2 - Indexical Time Intervals Relative to 'Current Time'

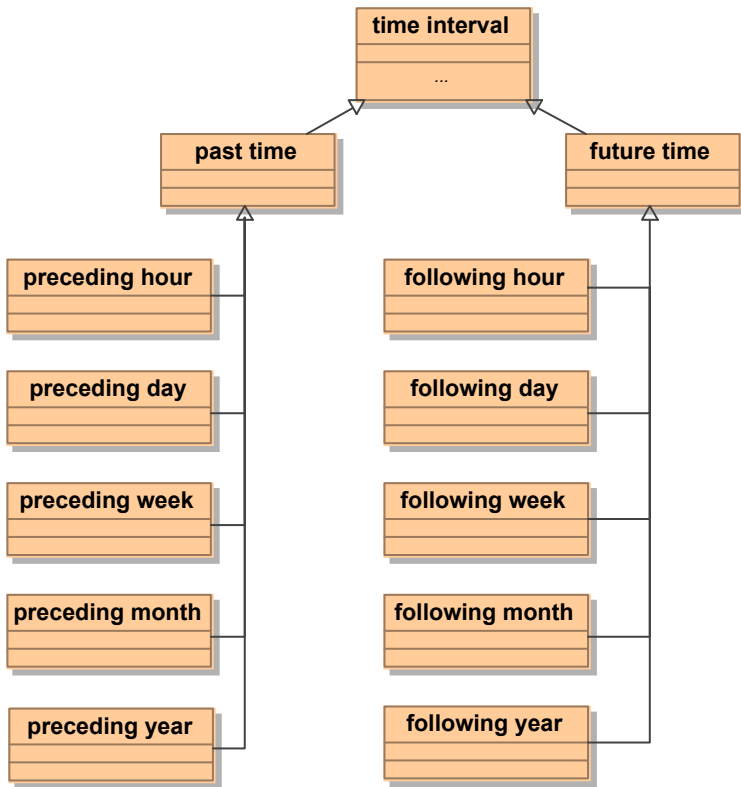


Figure 15.3 - Indexical Time Periods Relative to 'Current Time'

current time

Synonym: [present time](#)
 Definition: [time interval](#) that is *current*
 Note: Every [time interval](#) that overlaps the "reference time interval" for '[time interval is past](#)' is a [current time](#) (one of many).
 Example: If the reference time interval is the [current hour](#), then the [calendar day](#), [calendar week](#), [calendar month](#), [calendar year](#) (etc.) that overlap the [current hour](#) are all [current times](#).

past time

Synonym: [prior time](#)
 Synonym: [earlier time](#)
 Definition: [time interval](#) that is *past*
 Example: In any given calendar, if the reference time interval is denoted by "2012", then [past time](#) is any [time interval](#) that is before 2012.

future time

Synonym: [later time](#)
 Definition: [time interval](#) that is *future*

Example: If the reference time interval is the calendar day of the title closing of a real estate transaction, then future time is that calendar day and any later time interval.

current hour

Concept Type: unitary concept

General Concept: current time

Definition: the time interval that instantiates an hour of day and that is current

Example: If the reference time interval is 10:32, then the current hour is a time interval denoted as hour of day 10.

last hour

Synonym: previous hour

Concept Type: unitary concept

General Concept: past hour

Definition: the time interval that instantiates an hour of day and that meets the current hour

Example: If the reference time interval is 10:32, then the last hour is a time interval denoted as hour of day 9.

next hour

Synonym: subsequent hour

Concept Type: unitary concept

General Concept: future hour

Definition: the time interval that instantiates an hour of day and that is met by the current hour

Example: If the reference time interval is 10:32, then the next hour is a time interval denoted as hour of day 11.

past hour

Synonym: prior hour

Synonym: earlier hour

General Concept: past time

Definition: time interval that instantiates an hour of day and that is before the current hour

Definition: time interval that instantiates an hour of day that is past

Example: If the reference time interval is 10:32, then one past hour is a time interval denoted as hour of day 9. Another past hour is a time interval denoted as hour of day 8.

future hour

Synonym: later hour

General Concept: future time

Definition: time interval that instantiates an hour of day and that is after the current hour

Definition: time interval that instantiates an hour of day that is future

Example: If the reference time interval is 10:32, then one future hour is a time interval denoted as hour of day 11. Another future hour is a time interval denoted as hour of day 12.

preceding hour

Concept Type: [unitary concept](#)
General Concept: [past time](#)
Definition: [the hour period that meets a time interval that instantiates a minute of hour and that is current](#)
Example: If the reference time interval is [10:32](#), then the [preceding hour](#) is an [hour period](#) from [9:32](#) through [10:31](#).

following hour

Synonym: [upcoming hour](#)
Concept Type: [unitary concept](#)
General Concept: [future time](#)
Definition: [the hour period that is met by a time interval that instantiates a minute of hour and that is current](#)
Example: If the reference time interval is [10:32](#), then the [following hour](#) is an [hour period](#) from [10:33](#) through [11:32](#).

current day

Concept Type: [unitary concept](#)
General Concept: [current time](#)
Definition: [the time interval that instantiates some calendar day and that is current](#)
Example: If the reference time interval is [July 7 10:32](#), then the [current day](#) is a [time interval](#) denoted as [July 7](#).

last day

Synonym: [previous day](#)
Concept Type: [unitary concept](#)
General Concept: [past day](#)
Definition: [the time interval that instantiates a calendar day and that meets the current day](#)
Example: If the reference time interval is [July 7 10:32](#), then the [last day](#) is a [time interval](#) denoted as [July 6](#).

next day

Synonym: [subsequent day](#)
Concept Type: [unitary concept](#)
General Concept: [future day](#)
Definition: [the time interval that instantiates a calendar day and that is met by the current day](#)
Example: If the reference time interval is [July 7](#), then the [next day](#) is [July 8](#).

past day

Synonym: [prior day](#)
Synonym: [earlier day](#)
General Concept: [past time](#)
Definition: [time interval that instantiates a calendar day and that is before the current day](#)
Definition: [time interval that instantiates a calendar day that is past](#)

Example: If the reference time interval is July 7, then one past day is a time interval denoted by July 6 and another is a time interval denoted by July 5.

future day

Synonym: later day
General Concept: future time
Definition: time interval that *instantiates* a calendar day and that *is after* the current day
Definition: time interval that *instantiates* a calendar day that *is future*
Example: If the reference time interval is July 7, then one future day is a time interval that is denoted by July 8, and another future day is a time interval that is denoted by July 9.

preceding day

Concept Type: unitary concept
General Concept: past time
Definition: the day period that *meets* a time interval that *instantiates* a minute of hour and that *is current*
Example: If the reference time interval is July 7 10:32, then the preceding day is a day period from July 6 10:32 through July 7 10:31.

following day

Synonym: upcoming day
Concept Type: unitary concept
General Concept: future time
Definition: the day period that *is met by* a time interval that *instantiates* a minute of hour and that *is current*
Example: If the reference time interval is July 7 10:32, then the following day is a day period from July 7 10:33 through July 8 10:32.

current week

Concept Type: unitary concept
General Concept: current time
Definition: the time interval that *instantiates* some calendar week and that *is current*
Example: If the reference time interval is week 15 day 3, then the current week is a time interval that instantiates week 15.

last week

Synonym: previous week
Concept Type: unitary concept
General Concept: past week
Definition: the time interval that *instantiates* a calendar week and that *meets* the current week
Example: If the reference time interval is week 15 day 3, then the last week is a time interval that instantiates week 14.

next week

Synonym: [subsequent week](#)
Concept Type: [unitary concept](#)
General Concept: [future week](#)
Definition: [the time interval that instantiates a calendar week and that is met by the current week](#)
Example: If the reference time interval is week [15 day 3](#), then the [next week](#) is a [time interval](#) that instantiates [week 16](#).

past week

Synonym: [prior week](#)
Synonym: [earlier week](#)
General Concept: [past time](#)
Definition: [time interval that instantiates a calendar week and that precedes the current week](#)
Definition: [time interval that instantiates a calendar week that is past](#)
Example: If the reference time interval is [week 15 day 3](#), then one [past week](#) is a [time interval](#) that instantiates [week 14](#), and another [past week](#) is a [time interval](#) that instantiates [week 13](#).

future week

Synonym: [later week](#)
General Concept: [future time](#)
Definition: [time interval that instantiates a calendar week and that is after the current week](#)
Definition: [time interval that instantiates a calendar week that is future](#)
Example: If the reference time interval is [week 15 day 3](#), then one [future week](#) is a [time interval](#) that instantiates [week 16](#) and another [future week](#) is a [time interval](#) that instantiates [week 17](#).

preceding week

Concept Type: [unitary concept](#)
General Concept: [past time](#)
Definition: [the week period that meets a time interval that instantiates a minute of hour and that is current](#)
Example: If the reference time interval is [week 15 day 3](#), then the [preceding week](#) is a [week period](#) that is from [week 14 day 3](#) through [week 15 day 2](#).

following week

Concept Type: [unitary concept](#)
General Concept: [future time](#)
Definition: [the week period that is met by a time interval that instantiates a minute of hour and that is current](#)
Example: If the reference time interval is [week 15 day 3](#), then the [following week](#) is a [week period](#) that is from [week 15 day 4 through week 16 day 3](#).

current month

Concept Type: [unitary concept](#)
General Concept: [current time](#)
Definition: [the time interval that instantiates some calendar month and that is current](#)

Example: If the reference time interval is July 7, then the current month is a time interval that instantiates July.

last month

Synonym: previous month

Concept Type: unitary concept

General Concept: past month

Definition: the time interval that instantiates a calendar month and that meets the current month

Example: If the reference time interval is July 7, then the last month is a time interval that instantiates June.

next month

Synonym: subsequent month

General Concept: future month

Concept Type: unitary concept

Definition: the time interval that instantiates a calendar month and that is met by the current month

Example: If the reference time interval is July 7, then the next month is a time interval that instantiates August.

past month

Synonym: prior month

Synonym: earlier month

General Concept: past time

Definition: time interval that instantiates a calendar month and that precedes the current month

Definition: time interval that instantiates a calendar month that is past

Example: If the reference time interval is July 7, then one past month is a time interval that instantiates June, and another past month is a time interval that instantiates May.

future month

Synonym: later month

General Concept: future time

Definition: time interval that instantiates a calendar month and that is after the current month

Definition: time interval that instantiates a calendar month that is future

Example: If the reference time interval is July 7, then one future month is a time interval that instantiates August, and another future month is a time interval that instantiates September.

preceding month

Concept Type: unitary concept

General Concept: past time

Definition: the month period that meets a time interval that instantiates a Gregorian day of year and that is current

Necessity: The duration of the preceding month is the duration of the last month.

Note: The previous Necessity addresses the varying duration of calendar months.

Example: If the reference time interval is July 7, then preceding month is a month period from June 7 through July 6.

Example: If the reference time interval is June 7, then preceding month is a month period from May 7 through June 6.

following month

Concept Type: unitary concept

General Concept: future time

Definition: the month period that is met by a time interval that instantiates a Gregorian day of year and that is current

Necessity: The duration of the following month is the duration of the current month.

Note: The previous Necessity addresses the varying duration of calendar months.

Example: If the reference time interval is July 7, then following month is a month period from July 8 through August 7.

Example: If the reference time interval is June 7, then following month is a month period from June 8 through July 7.

current year

Concept Type: unitary concept

General Concept: current time

Definition: the time interval that instantiates some calendar year and that is current

Example: If the reference time interval is July 11, 2011, then the current year is the time interval that instantiates 2011.

last year

Synonym: previous year

Synonym: unitary concept

General Concept: past year

Definition: the time interval that instantiates a calendar year and that meets the current year

Example: If the reference time interval is July 11, 2011, then the last year is the time interval that instantiates 2010.

next year

Synonym: subsequent year

Concept Type: unitary concept

General Concept: future year

Definition: the time interval that instantiates a calendar year and that is met by the current year

Example: If the reference time interval is July 11 2011, then the next year is the time interval that instantiates 2010.

past year

Synonym: prior year

Synonym: earlier year

General Concept: past time

Definition: time interval that instantiates a calendar year and that precedes the current year

Definition: [time interval](#) that *instantiates* a [calendar year](#) that *is past*
Example: If the reference time interval is [July 11 2011](#), then one [past year](#) is the [time interval](#) that instantiates [2010](#) and another [past year](#) is the [time interval](#) that instantiates [2009](#).

future year

Synonym: [later year](#)
General Concept: [future time](#)
Definition: [time interval](#) that *instantiates* a [calendar year](#) and that *is after* the [current year](#)
Definition: [time interval](#) that *instantiates* a [calendar year](#) that *is future*
Example: If the reference time interval is [July 7 2011](#), then one [future year](#) is the [time interval](#) denoted by [2012](#) and another [future year](#) is the [time interval](#) denoted by [2013](#).

preceding year

Concept Type: [unitary concept](#)
General Concept: [past time](#)
Definition: [the year period](#) that meets a [time interval](#) that instantiates a [day of year](#) and that *is current*
Necessity: [The duration of the preceding year is the duration of the last year.](#)
Note: The previous Necessity addresses the varying [duration](#) of [calendar years](#).
Example: If the reference time interval is [July 11 2011](#), then the [preceding year](#) is the [year period](#) from [July 11 2010 through July 10 2011](#).

following year

Synonym: [upcoming year](#)
Concept Type: [unitary concept](#)
General Concept: [future time](#)
Definition: [the year period](#) that is met by a [time interval](#) that instantiates a [day of year](#) and that *is current*
Necessity: [The duration of the following year is the duration of the current year.](#)
Note: The previous Necessity addresses the varying [duration](#) of [calendar years](#).
Example: If the reference time interval is [July 7 2011](#), then the [following year](#) is the [year period](#) from [July 8 2011 through August 7 2012](#).

year to date

Definition: [the time period](#) that *starts on* [calendar day 1](#) of the [current year](#) and that *ends on the current day*
Example: If the reference time interval is [July 7, 2011](#), then [year to date](#) is [July 1, 2011](#) through [July 7, 2011](#).

16 Situations (normative)

16.1 General

Situations Vocabulary

General Concept:	terminological dictionary
Language:	English
Included Vocabulary:	Indexical Time Vocabulary
Namespace URI:	http://www.omg.org/spec/DTV/20160301/dtv-sbvr.xml#SituationsVocabulary

This clause provides a vocabulary for relating situations to [time intervals](#) and [durations](#); that is, it provides the basic vocabulary for writing rules or facts about the relationship between situations, events or activities and time. This treatment is motivated by the discussion in [Parsons] and [Menzel].

This specification relies on the idea of ‘possible world’ that is introduced in SBVR and derived from [Plantinga] – a specific collection of things and relationships that could be described by a set of consistent assertions (an SBVR ‘fact model’), regardless of how that world relates to what we perceive as reality. Further, this specification uses the term ‘[universe of discourse](#)’ (or ‘world of interest’) to refer to the particular [possible world](#) that is chosen as the basis for determining what is ‘true’ or ‘actual’ with respect to a use of the ontology for reasoning and decision making. The conventional first-order logic treatment of time is: a different time is a different (possible) world. This specification treats time as an aspect of every [possible world](#), so that any [possible world](#) can have a present, a past, and a future.

Consider the following rule that could exist in EU-Rent:

It is prohibited that a [renter](#) has possession of more than one [rental car](#).

Rules are evaluated with respect to possible worlds, each of which has a particular [current time](#). The prohibition is of a renter possessing more than one rental car in any possible world, that is, at any particular [current time](#). Rationale clause 7.15 further discusses the meaning of rules with respect to time.

SBVR defines the concepts ‘[state of affairs](#)’ and ‘[state of affairs is actual](#)’ as the basis for determining the truth of [propositions](#) in terms of the [facts](#) of a [universe of discourse](#). Sub clause 16.2 defines ‘[situation kind](#)’ and ‘[occurrence](#)’ as specializations of ‘[state of affairs](#)’ in order to distinguish potential situations from actual happenings, which have different relationships to time. Sub clauses 16.3 through 16.7 specify these temporal relationships. Sub clause 16.8 integrates the Date-Time Vocabulary concepts with SBVR’s ‘[state of affairs](#)’ and ‘[proposition](#)’. Sub clause 16.9 introduces concepts that support tense and aspect as used in human languages.

16.2 Situation Kinds and Models

Figure 16.1 describes two principal concepts – [situation kind](#), and [occurrence](#) – and the definitive relationships among them. ‘[Situation kind](#)’ and its specializations are types of events, activities and situations – the elements of process and activity models. They represent potential [states of affairs](#) that may be instantiated, perhaps many times, in the real business environment. These potential [states of affairs](#) may be planned for, budgeted for, dreamed of, feared, etc. ‘[Occurrences](#)’ are real happenings in the business environment. Each [situation kind](#) may have multiple [occurrences](#). For example, a business

may plan for the situation “power failure that shuts down production”, which may have multiple occurrences. These concepts are parallel to the BPMN ideas of an activity/event model element ([situation kind](#)) and an activity/event instance ([occurrence](#)).

'[Situation kind](#)' is further specialized as '[general situation kind](#)' (a [situation kind](#) that may have multiple [occurrences](#)) and '[individual situation kind](#)' (a [situation kind](#) that has most one [occurrence](#)). Typically, [individual situation kinds](#) *refine* [general situation kinds](#) by adding distinguishing characteristics. For example, the “power failure that shut down production on Friday” refers to an [individual situation kind](#) that *refines* the [general situation kind](#) “power failure that shuts down production”. Ordinary English usage blurs the distinction between an [individual situation kind](#) and its [occurrence](#). The Date-Time Vocabulary supports that typical usage by providing verb concepts that access the time of the single [occurrence](#) of an [individual situation kind](#).

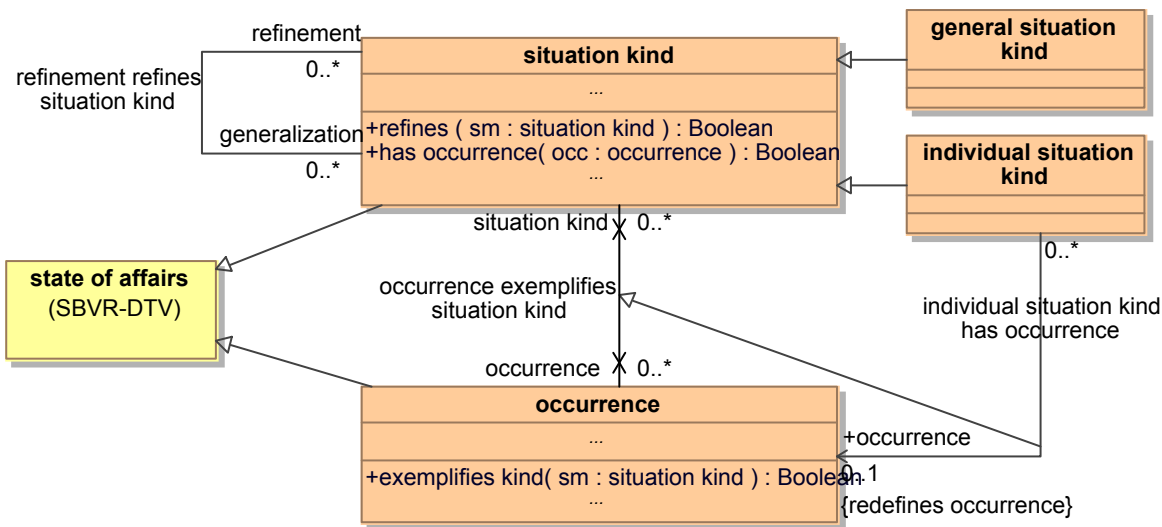


Figure 16.1 - Situation Kinds and Occurrences

situation kind

- Synonymous Form: [occurrence kind](#)
- Definition: [state of affairs](#) that may or may not happen in some possible world
- Note: A [situation kind](#) may be seen as a type of situation, event or activity that may occur, perhaps more than once, or as a potential state of affairs that may be planned for, budgeted for, feared, dreamed about, etc.
- Example: Building codes often require special accommodations for building fires, understood as a [situation kind](#). Some buildings may have one or more fires, others may never have a fire, but the requirements are not specific to individual fires.
- Necessity: Each [situation kind](#) is either a [general situation kind](#) or an [individual situation kind](#).

occurrence

- Definition: [state of affairs](#) that is a happening in the universe of discourse
- Note: An [occurrence](#) is an actual situation at some place and time in the [possible world](#) chosen for the [universe of discourse](#).
- Note: This is a primitive concept.

Example: An [occurrence](#) of 'fire' can burn you.

Example: If a [possible world](#) includes all of December 2010, the physical flight of an aircraft from Washington to Minneapolis on [December 20, 2010](#) from [7:00](#) to [9:00](#) EST is an [occurrence](#) in that world. In a [possible world](#) that is described by a [fact model](#) that includes flights, the flight of the aircraft exists. Any statement about all flights includes the particular flight. It *occurs within* December 2010 and *within* December 20, 2010, but it *occurs for* only the specified 2-hour [time interval](#). It *occurs throughout* every [time interval](#) that is within that 2-hour [time interval](#).

[occurrence exemplifies situation kind](#)

Synonymous Form: [situation kind has occurrence](#)

Definition: [the occurrence](#) is a realization of the [situation kind](#)

Note: This is a primitive concept.

Possibility: [Each occurrence exemplifies zero or more situation kinds.](#)

Possibility: [Each situation kind has zero or more occurrences.](#)

CLIF Axiom: (forall (s occ)
 (if ("situation kind has occurrence" s occ)
 (and ("situation kind" s) (occurrence occ))))

Example: The [proposition](#) "EU-Rent rents car 123 to customer abc" corresponds to a [situation kind](#) that may have an [occurrence](#).

[individual situation kind](#)

Definition: [situation kind that has at most one occurrence](#) in each possible world

Necessity: [Each individual situation kind has at most one occurrence.](#)

Example: The [situation kind](#) that *is described by* the [proposition](#) "EU-Rent was incorporated on January 1, 2003" is an [individual situation kind](#) because it has just one [occurrence](#).

Note: The distinction between an [individual situation kind](#) and its [occurrence](#) is often blurred in ordinary English.

[general situation kind](#)

Definition: [situation kind that is not an individual situation kind](#)

Note: This concept is defined in contrast to '[individual situation kind](#)' not because there is any characteristic that distinguishes '[general situation kind](#)' from '[situation kind](#)'.

Note: A [situation kind](#) is a [general situation kind](#) if it can *be exemplified by* more than one [occurrence](#) in some [possible world](#), even when it cannot have more than one [occurrence](#) in the [possible world](#) chosen to be the [universe of discourse](#).

Possibility: [Each general situation kind has more than one occurrence.](#)

Example: The [situation kind](#) that *is described by* "EU-Rent rents a car to a customer" is a [general situation kind](#) if and only if there are multiple [occurrences](#) described by this [situation kind](#).

[refinement](#)

Definition: [situation kind that has no occurrence that does not exemplify a given situation kind](#)

Concept Type: [role](#)

[refinement refines situation kind](#)

Synonymous Form: [situation kind has refinement](#)

Definition: Each [occurrence](#) of the [refinement](#) *exemplifies* the [situation kind](#)

Example: The [individual situation kind](#) *described by* "flight 123 from Washington to Minneapolis on December 20, 2010 arrives at 2pm" *refines* the [general situation kind](#) *described by* "flight from Washington to Minneapolis arrives at 2pm."

Note: The *refines* fact type defines a partial ordering relationship among [situation kinds](#) that is analogous to the specialization/subtype relationship among [concepts](#).

generalization

Definition: [situation kind](#) that *is exemplified by each* [occurrence](#) of a given [situation kind](#)

Concept Type: [role](#)

situation kind *has* generalization

Definition: Each [occurrence](#) of the [situation kind](#) *exemplifies* the [generalization](#)

Note: This is the inverse relationship to [situation kind](#) *has* 'refinement'.

16.3 Occurrences and Time

An [occurrence](#) is an actual happening in the world of interest. This sub clause provides a vocabulary for relating [occurrences](#) to [time intervals](#) and [durations](#).

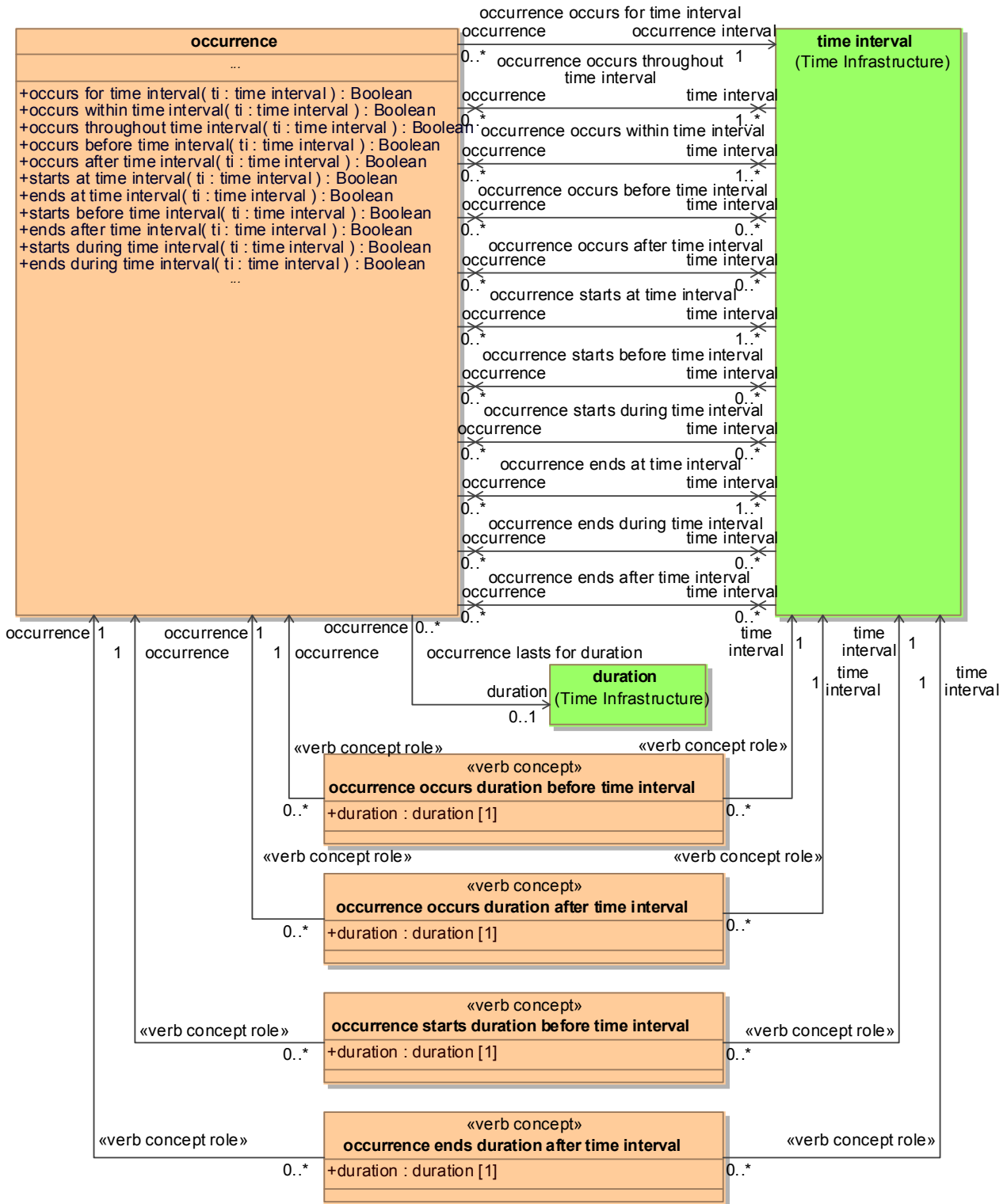


Figure 16.2 - Occurrences and Time

occurrence occurs throughout time interval

Synonymous Form:	occurrence throughout time interval
Definition:	the occurrence happens continuously, without interruption, in each time interval₂ that is part of the time interval
Note:	This is a "primitive concept" – the fundamental relationship between occurrences and time. It cannot be defined in terms of other concepts. The idea is that an occurrence occurs at all times in some sufficiently small time interval.
Possibility:	The occurrence may occur throughout some time interval₂ that is not part of the time interval .
Note:	That is, the occurrence could occur throughout a longer time interval that includes other time intervals .
CLIF Axiom:	(forall (occ ti) (if ("occurrence occurs throughout time interval" occ ti) (and (occurrence occ) ("time interval" ti)))
OCL Constraint:	context occurrence inv: _'time interval'->allInstances(one t self._'occurrence interval' = t)
Example:	The occurrence of "Barack Obama is President of the U.S." occurred throughout March, 2009 .

occurrence occurs within time interval

Synonymous Form:	occurrence within time interval
Synonymous Form:	occurrence in time interval
Synonymous Form:	occurrence occurs at time interval
Synonymous Form:	occurrence at time interval
Synonymous Form:	occurrence during time interval
Synonymous Form:	time interval covers occurrence
Definition:	the occurrence occurs throughout some time interval₂ that is part of the time interval
CLIF Definition:	(forall (occ t1) (iff ("occurrence occurs within time interval" occ t1) (and (occurrence occ) ("time interval" t1) (exists (t2) (and ("time interval1 is part of time interval2" t2 t1) ("occurrence occurs throughout time interval" occ t2))))))
OCL Definition:	context _'occurrence' def: _'occurrence occurs within time interval' (t: _'time interval') : Boolean = t._'part of'->exists(t2) self._'occurrence occurs throughout time interval'(t2))
Example:	The occurrence "William the Conqueror defeats Harold Godwinson in battle" occurs within the time interval that has the time coordinate "14 October 1066" .

occurrence interval

Concept Type: [role](#)
General Concept: [time interval](#)
Definition: [the time interval that a given occurrence occurs for](#), i.e., the time span from the start of the [occurrence](#) to the end of the [occurrence](#)

occurrence occurs for occurrence interval

Synonymous Form: [occurrence occurs over occurrence interval](#)
Synonymous Form: [occurrence for occurrence interval](#)
Synonymous Form: [occurrence over occurrence interval](#)
Synonymous Form: [occurrence has occurrence interval](#)
Definition: [the occurrence occurs throughout the occurrence interval and the occurrence does not occur within some time interval₂ that meets the occurrence interval and the occurrence does not occur within some time interval₃ that is met by the occurrence interval](#)

CLIF Definition: (forall (occ t1)
(iff ("occurrence occurs for occurrence interval" occ t1)
(and
("occurrence occurs throughout time interval" occ t1)
(exists (t2 t3)
(and
("time interval1 meets time interval2" t2 t1)
(not ("occurrence occurs within time interval" occ t2))
("time interval1 meets time interval2" t1 t3)
(not ("occurrence occurs within time interval" occ t3))
)))

OCL Definition: context _'occurrence'
def: _'occurrence occurs for time interval' (t: _'time interval') : Boolean =
self._'occurrence occurs throughout time interval' (t)
and self._'is met by'->forall(t2 |
not self._'occurrence occurs throughout time interval'(t2))
and self._'meets'->forall(t3 |
not self._'occurrence occurs throughout time interval'(t3))

Note: The [occurrence interval](#) is the maximal [time interval](#) in which the individual [occurrence](#) occurs. The [occurrence interval](#) is immediately preceded and followed by [time intervals](#) when the [occurrence](#) does not happen.

Necessity: [Each occurrence occurs for exactly one occurrence interval.](#)

CLIF Axiom: (forall (occ) (exists (t)
(and
("occurrence occurs for occurrence interval" occ t)
(forall (t2)
(if (occurrence occurs for occurrence interval" occ t2)
(= t2 t)))
)))

Possibility: [Zero or more occurrences that exemplify a given general situation kind occur for a given occurrence interval.](#)

- Example: The [occurrence](#) that is a specific flight of a specific aircraft *occurs for the* [occurrence interval](#) from the airplane's takeoff to the airplane's landing.
- Note: No occurrence "recurs". An occurrence is an individual event; a "recurrence" is a different event, being distinguished by *occurring for* different [time interval](#). What "recurs" is the common [situation kind](#).
- Note: A former [occurrence](#) is an [occurrence](#) that *occurs over* some [occurrence interval](#) that *is in the past*. A planned [occurrence](#) is usually an [occurrence](#) that occurs over some future [occurrence interval](#). A goal is a [situation kind](#) that may have an [occurrence](#) at some future time.
- Note: The [occurrence interval](#) is an essential intrinsic property of an [occurrence](#), but it may not be known or specified, and it may not be relevant to every business model. For some uses, it may only be important that an [occurrence](#) happens *within* some [time period](#), or that the [situation kind](#) *occurs throughout* some [time period](#).

[occurrence lasts for duration](#)

- Synonymous Form: [duration of occurrence](#)
- Definition: *the* [occurrence occurs for some](#) [occurrence interval](#) *and the* [duration is the](#) [duration of the occurrence interval](#)
- CLIF Definition: (forall (occ d)
 (iff ("occurrence lasts for duration" occ d)
 (and
 (occurrence occ) (duration d)
 (exists (t)
 (and
 ("occurrence occurs for time interval" occ t)
 ("time interval has duration" t d))))))
- OCL Definition: context '_occurrence'
 def: '_occurrence lasts for duration'(d: duration): Boolean =
 self._occurrence occurs for time interval'.duration = d
- Example: The [duration](#) of yesterday's meeting was [2 hours](#).

The following fact types are used primarily to enable us to talk about the beginning and end of [occurrences](#) in time.

[occurrence occurs before time interval](#)

- Synonymous Form: [occurrence ends before time interval](#)
- Definition: *the* [occurrence interval of the occurrence is before the](#) [time interval](#)
- CLIF Definition: (forall (occ ti) (iff
 ("occurrence occurs before time interval" occ ti)
 (and
 (occurrence occ)
 ("time interval" ti)
 ("time interval is before time interval"
 ("occurrence interval" occ ti))))
- OCL Definition: context occurrence
 def: '_occurs before time interval'(t: time interval): Boolean =
 self._occurrence interval'._'is before'(t)

occurrence occurs after time interval

Synonymous Form: [occurrence starts after time interval](#)
Definition: [the occurrence interval of the occurrence is after the time interval](#)
CLIF Definition: (forall (occ ti) (iff
("occurrence occurs after time interval" occ ti)
(and
(occurrence occ)
("time interval" ti)
("time interval is before time interval"
ti ("occurrence interval" occ)))))
OCL Definition: context occurrence
def: '_occurs after time interval'(t: time interval): Boolean =
t._'is before'(self._'occurrence interval')

occurrence starts at time interval

Definition: [the time interval starts the occurrence interval of the occurrence or the occurrence interval of the occurrence starts the time interval or the occurrence interval of the occurrence equals the time interval](#)
Note: 'Starts' is the Allen relation (sub clause 8.2.3) between [time intervals](#).
Note: The idea here is that the [time intervals](#) start together, but we know nothing about when they finish.

occurrence starts before time interval

Definition: [the occurrence interval of the occurrence precedes the time interval or the occurrence interval of the occurrence properly overlaps the time interval](#)
Note: 'Properly overlaps' is the Allen relation (sub clause 8.2.3) between [time intervals](#).

occurrence ends at time interval

Definition: [the time interval finishes the occurrence interval of the occurrence or the occurrence interval of the occurrence finishes the time interval or the occurrence interval of the occurrence equals the time interval](#)
Note: 'Finishes' is the Allen relation (see 8.2.3) between [time intervals](#).
Note: The idea here is that the [time intervals](#) finish together, but we know nothing about when they started. For example: "We should have a decision on the XYZ matter about the time that the contract review completes" means that the [time interval](#) at which the decision occurs will finish jointly with the contract review, irrespective of the times they started.

occurrence ends after time interval

Definition: [the occurrence interval of the occurrence follows the time interval or the occurrence interval of the occurrence is properly overlapped by the time interval](#).
Note: 'Is properly overlapped by' is the Allen relation (see 8.2.3) between [time intervals](#)

occurrence occurs duration before time interval

Synonymous Form: [occurrence ends duration before time interval](#)
Synonymous Form: [time interval is duration after occurrence](#)
Synonymous Form: [time interval starts duration after occurrence](#)
Definition: [the occurrence interval of the occurrence is duration before the time interval](#)

Description: The end of the [occurrence](#) is [duration](#) before the [time interval](#).

[occurrence occurs duration after time interval](#)

Synonymous Form: [occurrence starts duration after time interval](#)

Synonymous Form: [time interval is duration before occurrence](#)

Synonymous Form: [time interval ends duration before occurrence](#)

Definition: [the occurrence interval of the occurrence is duration after the time interval](#)

Description: The start of the [occurrence](#) is [duration](#) after the [time interval](#).

[time interval starts duration before occurrence](#)

Definition: [time interval starts the duration before the occurrence interval of the occurrence](#)

Description: The start of the [time interval](#) is [duration](#) before the [occurrence](#).

Note: This says nothing about the relationship between the [occurrence](#) and the end of the [time interval](#)

[time interval ends duration after occurrence](#)

Definition: [time interval ends the duration after the occurrence interval of the occurrence](#)

Description: The end of the [time interval](#) is [duration](#) after the [occurrence](#).

Note: This says nothing about the relationship between the [occurrence](#) and the start of the [time interval](#)

[occurrence starts during time interval](#)

Synonymous Form: [occurrence starts within time interval](#)

Definition: [the occurrence interval of the occurrence starts during the time interval](#)

Description: The [occurrence](#) begins sometime within the [time interval](#).

CLIF Definition: (forall (occ ti)
(iff ("occurrence starts during time interval" occ ti)
(exists (ti2)
(and
(["occurrence occurs for occurrence interval"](#) occ ti2)
(["time interval1 starts during time interval2"](#) ti2 ti))))))

OCL Definition: context occurrence
def: [_'starts during'\(t2: _'time interval'\):](#) Boolean =
self.[_'occurrence interval'.](#)[_'starts during'\(t2\)](#)

Example: The report must include all contracts undertaken during the reporting period.

[occurrence ends during time interval](#)

Synonymous Form: [occurrence ends within time interval](#)

Definition: [the occurrence interval of the occurrence ends during the time interval](#)

Description: The [occurrence](#) ends sometime within the [time interval](#).

CLIF Definition: (forall (occ ti)
(iff ("occurrence ends during time interval" occ ti)
(exists (ti2)
(and


```
("occurrence occurs for occurrence interval" occ ti2)
("time interval1 ends during time interval2" ti2 ti ))))
```

OCL Definition: context occurrence
def: _'ends during'(t2: _'time interval'): Boolean =
self._'occurrence interval'._'ends during'(t2)

Example: The building will be completed within 2015.

16.4 Temporal Ordering of Occurrences

Business processes and many rules constrain the time order of activities and events without specifying the actual times. And in general, these rules refer to activities and events as [situation kinds](#). But only individual [occurrences](#) can occur in temporal order. So, in fact, only [occurrences](#) are ordered. The following verb concepts facilitate careful specification of such usages.

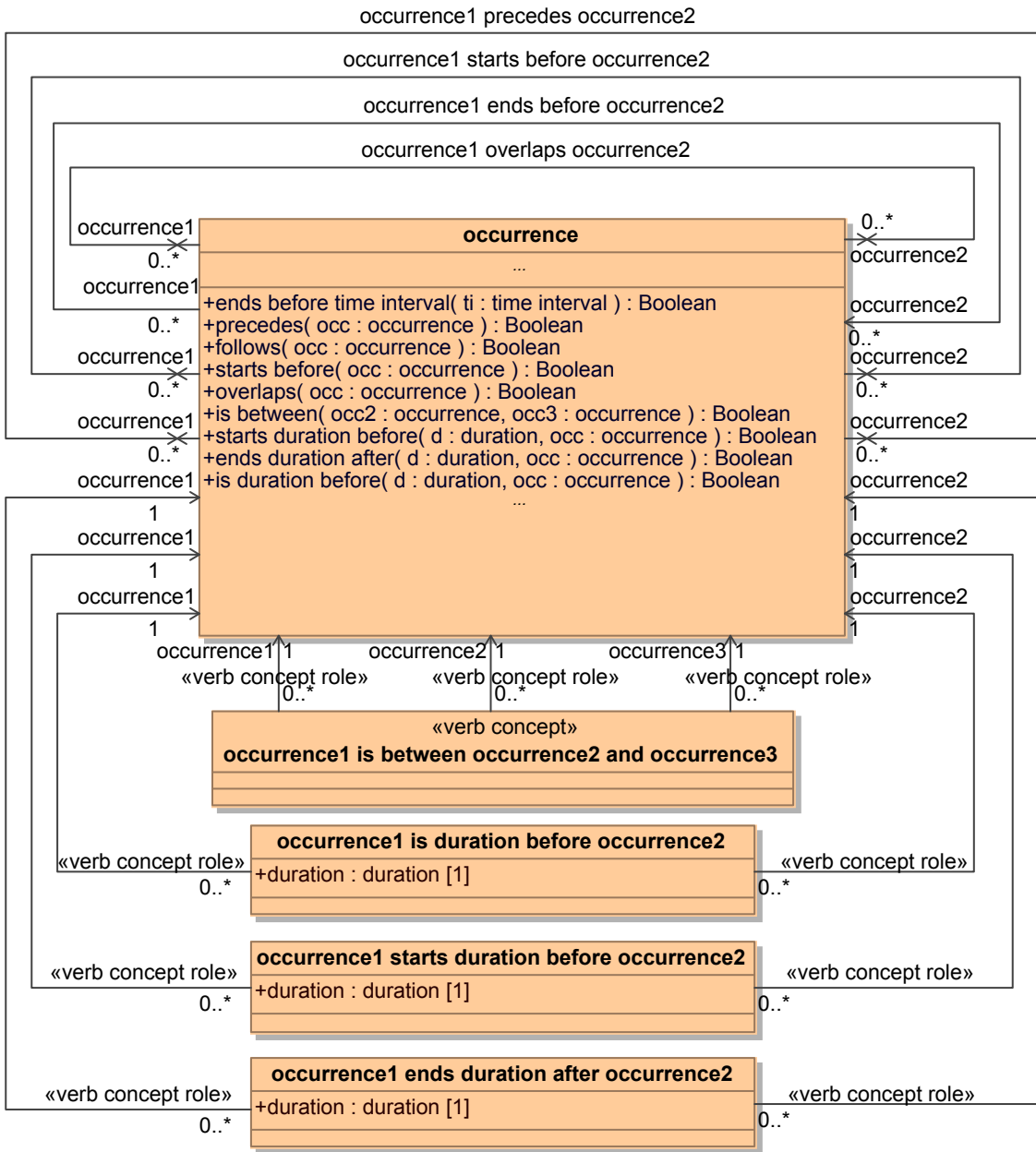


Figure 16.3 - Temporal Ordering of Occurrences

occurrence₁ precedes occurrence₂

Synonymous Form: **occurrence₂ follows occurrence₁**

Definition: **the occurrence interval of occurrence₁ precedes the occurrence interval of occurrence₂**

CLIF Definition: (forall (o1 o2)
 (iff ("occurrence1 precedes occurrence2" o1 o2)
 (and
 (occurrence o1) (occurrence o2)
 (forall (t1 t2)
 (if
 (and
 ("occurrence occurs for time interval" o1 t1)
 ("occurrence occurs for time interval" o2 t2))
 ("time interval1 precedes time interval2" t1 t2)))
)))

OCL Definition: context '_occurrence'
 def: '_occurrence1 precedes occurrence2'(o2: '_occurrence') : Boolean =
 self._'occurs for' < o2._'occurs for'

Necessity: **If some occurrence₁ precedes some occurrence₂, and if the occurrence₂ precedes some occurrence₃, then occurrence₁ precedes occurrence₃.**

CLIF Axiom: (forall (o1 o2 o3)
 (if (and
 ("occurrence1 precedes occurrence2" o1 o2)
 ("occurrence1 precedes occurrence2" o2 o3))
 ("occurrence1 precedes occurrence2" o1 o3)))

OCL Constraint: context '_occurrence'
 inv: self._'precedes'->exists(o2 |
 o2._'precedes'->exists(o3 | implies
 self._'precedes'->contains(o3)))

Note: This verb concept permits comparing the time order of two occurrences.

Example: On each airplane flight, the airplane takes off before the airplane lands.

occurrence₁ starts before occurrence₂

Synonymous Form: occurrence₂ starts after occurrence₁

Definition: **the occurrence interval of occurrence₁ starts before the occurrence interval of occurrence₂**

CLIF Definition: (forall (o1 o2)
 (iff ("occurrence1 starts before occurrence2" o1 o2)
 (and
 (occurrence o1) (occurrence o2)
 (forall (t1 t2)
 (if
 (and
 ("occurrence occurs for time interval" o1 t1)
 ("occurrence occurs for time interval" o2 t2))
 ("time interval1 starts before time interval2" t1 t2)))
)))

OCL Definition: context '_occurrence'
 def: '_occurrence1 starts before occurrence2'(o2: '_occurrence') : Boolean =
 self._'occurs for'._'time interval starts before time interval'(o2._'occurs for')

Note: This verb concept permits comparing the starting times of two occurrences.

Example: The procession must not start before the band plays.

occurrence₁ ends before occurrence₂

Synonymous Form: occurrence₂ ends after occurrence₁

Definition: the occurrence interval of occurrence₁ ends before the occurrence interval of occurrence₂

CLIF Definition: (forall (o1 o2)
(iff ("occurrence1 ends before occurrence2" o1 o2)
(and
(occurrence o1) (occurrence o2)
(forall (t1 t2)
(if
(and
("occurrence occurs for time interval" o1 t1)
("occurrence occurs for time interval" o2 t2))
("time interval1 ends before time interval2" t1 t2))))
)))

OCL Definition: context '_occurrence'
def: '_occurrence1 ends before occurrence2'(o2: '_occurrence') : Boolean =
self._'occurs for'._'time interval ends before time interval'(o2._'occurs for')

Note: This verb concept permits comparing the ending times of two occurrences (without regard to their start times).

Example: The delivery must be completed before the contract expires.

occurrence₁ overlaps occurrence₂

Synonymous Form: occurrence₁ while occurrence₂

Synonymous Form: occurrence₁ occurs while occurrence₂

Definition: the occurrence interval of occurrence₁ overlaps the occurrence interval of occurrence₂

CLIF Definition: (forall (o1 o2)
(if ("o1 overlaps o2")
(and
(occurrence o1)
(occurrence o2)
(forall ((t1 "time interval")
(t2 "time interval"))
(if (and
("occurrence occurs for time interval" o1 t1)
("occurrence occurs for time interval" o2 t2))
("time interval1 overlaps time interval2" t1 t2))))))

OCL Definition: context '_occurrence'
def: '_occurrence1 overlaps occurrence2'(o2: '_occurrence') : Boolean =
self._'occurs for'._overlaps(o2._'occurs for')

occurrence₁ is between occurrence₂ and occurrence₃

Synonymous Form: occurrence₁ between occurrence₂ and occurrence₃

Synonymous Form: [occurrence₁](#) *occurs between* [occurrence₂](#) *and* [occurrence₃](#)
 Synonymous Form: [occurrence₁](#) *between* [occurrence₂](#) *to* [occurrence₃](#)
 Definition: [occurrence₁](#) *follows* [occurrence₂](#) *and* [occurrence₁](#) *precedes* [occurrence₃](#)
 CLIF Definition: (forall (o1 o2 o3)
 (iff ("occurrence1 is between occurrence2 and occurrence3"
 o1 o2 o3)
 (and
 ("occurrence precedes occurrence" o2 o1)
 ("occurrence precedes occurrence" o1 o3)))))
 Example: The ship "Mauretania" crossed the equator *between* the ship leaving Hawaii *and* the ship arriving in Sydney.

[occurrence₁](#) *is duration after* [occurrence₂](#)

Synonymous Form: [occurrence₁](#) *starts duration after* [occurrence₂](#)
 Synonymous Form: [occurrence₂](#) *is duration before* [occurrence₁](#)
 Synonymous Form: [occurrence₂](#) *ends duration before* [occurrence₁](#)
 Definition: *the occurrence interval of* [occurrence₁](#) *is duration after* *the occurrence interval of* [occurrence₂](#)
 Description: The time between the two [occurrences](#) is the given [duration](#).

[occurrence₁](#) *starts duration before* [occurrence₂](#)

Definition: *the occurrence interval of* [occurrence₁](#) *starts duration before* *the occurrence interval of* [occurrence₂](#)
 Description: One [occurrence](#) starts [duration](#) before the other [occurrence](#) starts.
 Note: This says nothing about the relationship between [occurrence₂](#) and the end of [occurrence₁](#)

[occurrence₁](#) *ends duration after* [occurrence₂](#)

Definition: *the occurrence interval of* [occurrence₁](#) *ends duration after* *the occurrence interval of* [occurrence₂](#)
 Description: One [occurrence](#) ends [duration](#) after the other [occurrence](#) ends.
 Note: This says nothing about the relationship between [occurrence₂](#) and the start of [occurrence₁](#)

16.5 Situation Kinds and Time

This sub clause provides the basic vocabulary for writing rules or facts about the relationship between [situation Kinds](#) and time.

Business processes and many rules constrain the timing of activities and events. In general, these rules refer to activities and events using [situation kinds](#). A process specification assumes that what is being described is the sequencing of [occurrences](#) in an individual instance of the process. That is, the individual [occurrences](#) are described by the nature of the happening (the [situation kind](#)) and whatever information identifies the process instance. The fundamental notion here is that a [situation kind](#) ‘occurs’ at any time it is exemplified by an actual [occurrence](#) in the world of interest, as discussed in 16.3.

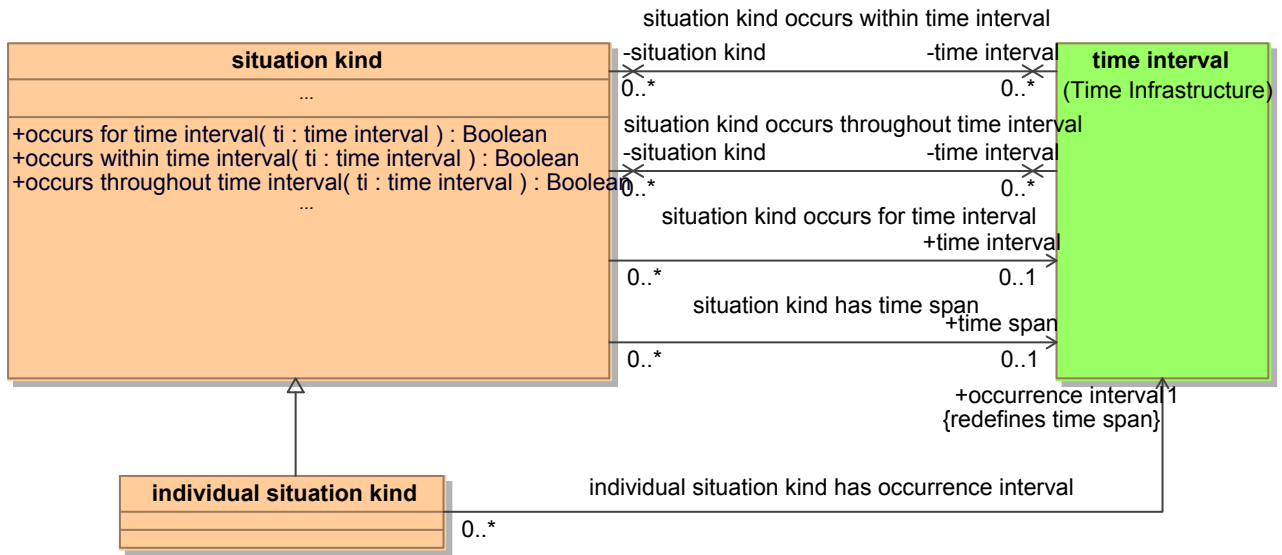


Figure 16.4 - Situation Kinds and Time

situation kind occurs throughout time interval

- Synonymous Form: [situation kind throughout time interval](#)
- Definition: [some occurrence of the situation kind occurs throughout the time interval](#)
- Possibility: [A situation kind may occur throughout no time interval.](#)

situation kind occurs within time interval

- Synonymous Form: [situation kind within time interval](#)
- Synonymous Form: [situation kind in time interval](#)
- Synonymous Form: [situation kind at time interval](#)
- Synonymous Form: [situation kind during time interval](#)
- Definition: [some occurrence of the situation kind occurs within the time interval](#)
- Example: The [situation kind](#) "soldiers are engaged in battle" [occurred within the time interval that has the time coordinate "14 October 1066"](#).
- Example: "Flight 70 landed in Minneapolis at 9:12 on May 13, 2011".

situation kind occurs for time interval

- Definition: [some occurrence of the situation kind occurs for the time interval](#)
- Necessity: [Each individual situation kind occurs for at most one time interval.](#)
- Possibility: [A general situation kind occurs for more than one time interval.](#)
- Note: For an [individual situation kind](#), the [time interval](#) is unique. For a [general situation kind](#), the model and the [time interval](#) may uniquely identify an [occurrence](#).

time span

- General Concept: [time interval](#)
- Concept Type: [role](#)

situation kind has time span

- Definition: the occurrence interval of each occurrence of situation kind is part of time span and no time interval that is part of time span is before the occurrence interval of each occurrence of situation kind and no time interval that is part of time span is after the occurrence interval of each occurrence of situation kind
- Description: The time span is the smallest time interval that contains the occurrence intervals of all the occurrences in a given situation kind.
- Note: A general situation kind may specify a constraint on the time interval of all of its occurrences, by stating the time span for the general situation kind, or stating a constraint on it. Individual situation kinds that refine the general situation kind each resolve the time down to a particular occurrence interval that must be within the time span.
- Example: "The meetings will be weekly for the next three months" describes a general situation kind whose time span is the specified time interval of the next three months. There can be a schedule of these meetings, giving the particular time for each meeting, which is an individual situation kind.
- Example: The time span of all the discount offers (a general situation kind) is within July 2011. A particular discount (an individual situation kind) offer occurs for July 13 from 2-3pm.
- Example: The proposition "the meetings are scheduled for each Monday of July 2011" *describes* a general situation kind whose time span is within the time interval "July 2011". If the individual meetings are held, then they *occur within* the Mondays of July 2011.

individual situation kind has occurrence interval

- Definition: the occurrence interval is the time span of the individual situation kind
- Necessity: Each individual situation kind has at most one occurrence interval.
- Note: The time span of an individual situation kind is exactly the occurrence interval of its only occurrence.
- Example: The occurrence interval of the Great Fire of London was 2 September 1666 through 5 September 1666 (English old style calendar).

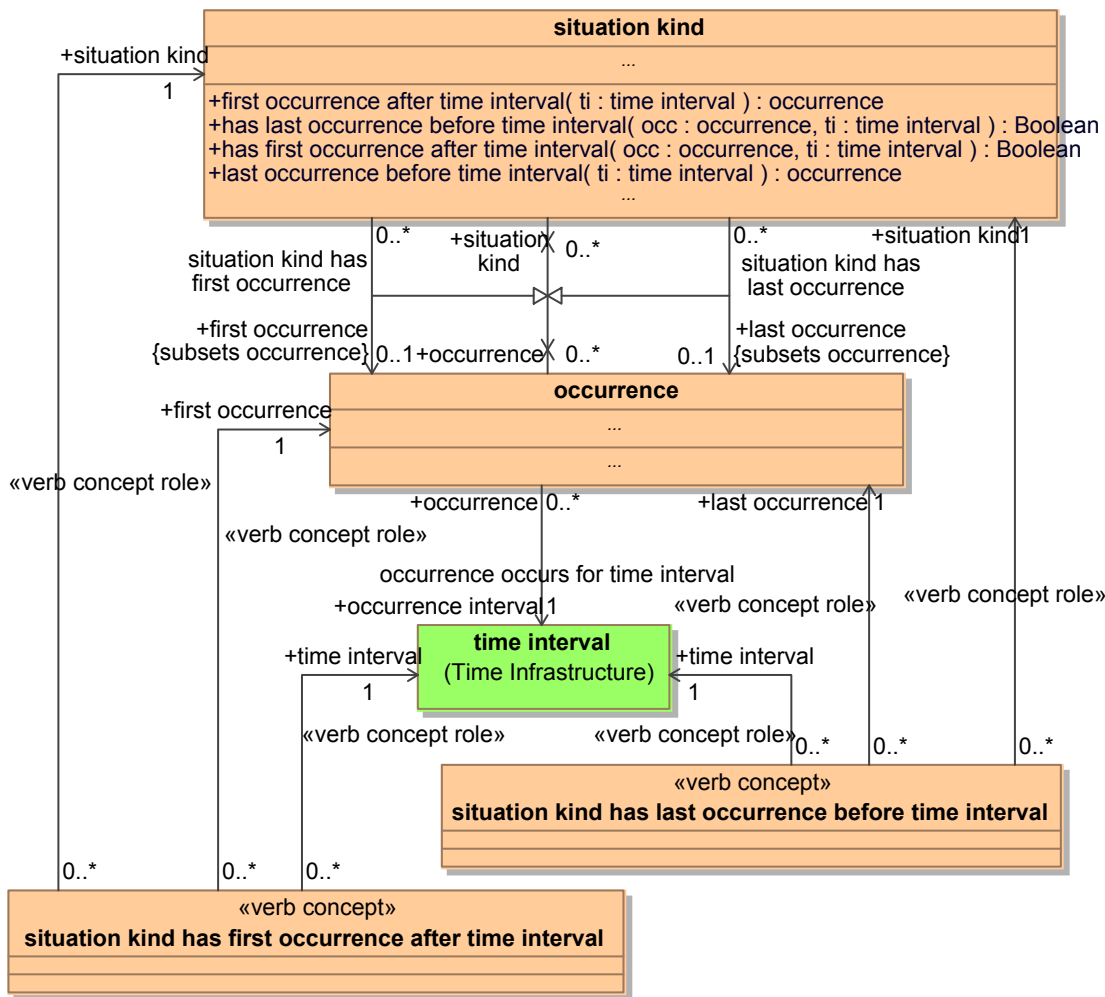


Figure 16.5 - First and last occurrences of situation kinds

first occurrence

General Concept: [occurrence](#)

Concept Type: [role](#)

situation kind has first occurrence after time interval

Synonymous Form: [first occurrence of situation kind after time interval](#)

Definition: [the first occurrence exemplifies the situation kind and the first occurrence occurs after the time interval and no occurrence that exemplifies the situation kind and that occurs after the time interval starts before the first occurrence](#)

CLIF Definition: (forall (sk fo ti) (iff ('situation kind has first occurrence after time interval' sk fo ti) (and ('occurrence exemplifies situation kind' fo sk) ('occurrence occurs after time interval' fo ti))))


```
(not (exists (occ) (and
  ('occurrence exemplifies situation kind' occ sk)
  ('occurrence occurs after time interval' occ ti)
  ('occurrence1 starts before occurrence2' occ fo)
)))
```

OCL Definition: context _'situation kind'
 def: _'has first occurrence after time interval'(ti: _'time interval'): occurrence =
 occurrence->allInstances(fo |
 fo.exemplifies(sk) and fo._'occurs after'(ti) and
 not occurrence->allInstances(exists occ |
 occ.exemplifies(sk) and occ._'occurs after'(ti)
 and occ._'starts before'(fo)))

situation kind has first occurrence

Definition: [the first occurrence exemplifies the situation kind](#) and no [occurrence](#) that [exemplifies the situation kind starts before the first occurrence](#)

CLIF Definition: (forall (sk fo) (iff
 ('situation kind has first occurrence' sk fo)
 (and
 ('occurrence exemplifies situation kind' fo sk)
 (not (exists (occ) (and
 ('occurrence exemplifies situation kind' occ sk)
 ('occurrence1 starts before occurrence2' occ fo)
)))

OCL Definition: context _'situation kind'
 def: self._'first occurrence': occurrence) =
 occurrence->allInstances(fo |
 fo.exemplifies(sk) and
 not occurrence->allInstances(exists occ | occ._'starts before'(fo)))

Example: The first [occurrence](#) of the [situation kind](#) 'landing of a human on the moon' had the [occurrence interval](#) 20 July 1969 through 21 July 1969.

last occurrence

General Concept: [occurrence](#)

Concept Type: [role](#)

situation kind has last occurrence

Definition: [the last occurrence exemplifies the situation kind](#) and no [occurrence](#) that [exemplifies the situation kind ends after the last occurrence](#)

CLIF Definition: (forall (sk fo) (iff
 ('situation kind has last occurrence' sk lo)
 (and
 ('occurrence exemplifies situation kind' lo sk)
 (not (exists (occ) (and
 ('occurrence exemplifies situation kind' occ sk)
 ('occurrence1 ends before occurrence2' lo occ)
)))

OCL Definition: context _'situation kind'
 def: self._'last occurrence': occurrence) =

occurrence->allInstances(lo |
 lo.exemplifies(sk) and
 not occurrence->allInstances(exists occ | lo._'ends before'(occ)))

situation kind has last occurrence before time interval

Synonymous Form: last occurrence of situation kind before time interval

Definition: the last occurrence exemplifies the situation kind and the last occurrence occurs before the time interval and no occurrence that exemplifies the situation kind and that occurs before the time interval ends after the last occurrence

CLIF Definition: (forall (sk lo ti) (iff
 ('situation kind has last occurrence before time interval' sk lo ti)
 (and
 ('occurrence exemplifies situation kind' lo sk)
 ('occurrence occurs before time interval' lo ti)
 (not (exists (occ) (and
 ('occurrence exemplifies situation kind' occ sk)
 ('occurrence occurs before time interval' occ ti)
 ('occurrence1 ends before occurrence2' lo occ)
))))))

OCL Definition: context _'situation kind'
 def: _'has last occurrence before time interval'(ti: _'time interval'): occurrence =
 occurrence->allInstances(lo |
 lo.exemplifies(sk) and lo._'occurs before'(ti) and
 not occurrence->allInstances(exists occ |
 occ.exemplifies(sk) and occ._'occurs before'(ti)
 and lo._'ends before'(occ)))

Example: The last occurrence of the situation kind 'landing of a human on the moon' before December 2012 occurred over the time interval 21 April 1972 through 24 April 1972.

16.6 Temporal Ordering of Situation Kinds

Business processes and many rules constrain the time order of activities and events without specifying the actual times. And in general, these rules refer to activities and events as situation kinds. Only individual occurrences actually have temporal ordering, but assigning such an ordering to the situation kinds themselves constrains the ordering of the actual occurrences. The following verb concepts facilitate careful specification of such usages.

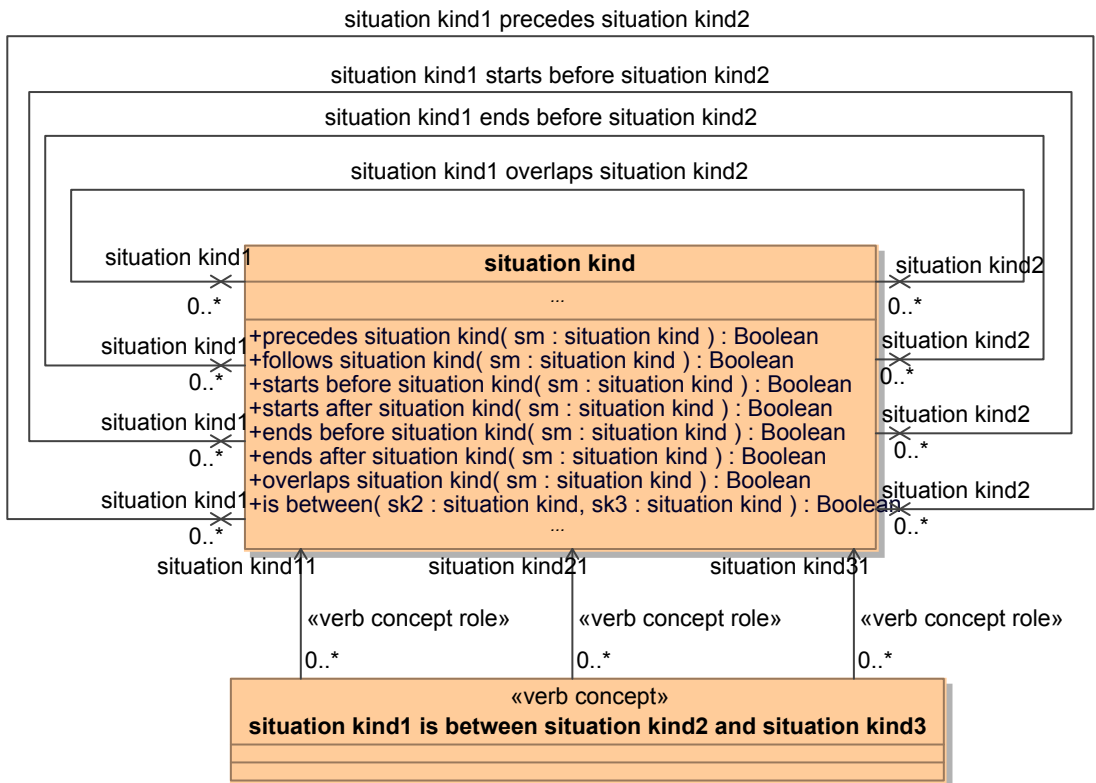


Figure 16.6 - Temporal Ordering of Situation Kinds

situation kind₁ precedes situation kind₂

Synonymous Form: **situation kind follows situation kind₁**

Definition: **each occurrence of situation kind₁ precedes each occurrence of situation kind₂**

CLIF Definition: (forall (s1 s2)
 (iff ("situation kind1 precedes situation kind2" s1 s2)
 (forall (o1 o2)
 (if
 (and
 ("situation kind has occurrence" s1 o1)
 ("situation kind has occurrence" s2 o2))
 ("occurrence1 precedes occurrence2" o1 o2))))))

OCL Definition: context '_situation kind'
 def: '_situation kind1 precedes situation kind2' (s2: '_situation kind') : Boolean =
 self._'occurrence'.precedes(s2._'occurrence')

Note: This verb concept permits comparing the time order of two **situation kinds**. This is most useful in comparing **individual situation kinds**, but it has broader use.

Example: On each airplane flight, the airplane takes off before the airplane lands. (This compares two **individual situation kinds**.)

Example: The bank failures of the Great Depression (a [general situation kind](#)) preceded World War II (an [individual situation kind](#)).

[situation kind₁ starts before situation kind₂](#)

Synonymous Form: [situation kind₂ starts after situation kind₁](#)

Definition: [each occurrence of situation kind₁ starts before each occurrence of situation kind₂](#)

CLIF Definition: (forall (s1 s2)
(iff ("situation kind1 starts before situation kind2" s1 s2)
(and
("situation kind" s1) ("situation kind" s2)
(forall (o1 o2)
(if
(and
("situation kind has occurrence" s1 o1)
("situation kind has occurrence" s2 o2))
("occurrence1 starts before occurrence2" o1 o2)))
)))

OCL Definition: context '_situation kind'
def: '_situation kind1 starts before situation kind2' (s2: '_situation kind') : Boolean =
self.occurrence._'starts before'(s2.occurrence)

Note: This verb concept permits comparing the starting times of two [situation kinds](#). This is primarily used for [individual situation kinds](#).

Example: The procession must not start before the band plays.

[situation kind₁ ends before situation kind₂](#)

Synonymous Form: [situation kind₂ ends after situation kind₁](#)

Definition: [each occurrence of situation kind₁ ends before each occurrence of situation kind₂](#)
(without regard to their start times)

CLIF Definition: (forall (s1 s2)
(iff ("situation kind1 ends before situation kind2" s1 s2)
(and
("situation kind" s1) ("situation kind" s2)
(forall (o1 o2)
(if
(and
("situation kind has occurrence" s1 o1)
("situation kind has occurrence" s2 o2))
("occurrence1 ends before occurrence2" o1 o2)))
)))

OCL Definition: context '_situation kind'
def: '_situation kind1 ends before situation kind2'(s2: '_situation kind') : Boolean =
self.occurrence._'ends before'(s2.occurrence)

Note: This verb concept permits comparing the ending times of two [situation kinds](#). This is primarily used for [individual situation kinds](#).

Example: The delivery must be completed before the contract expires.

situation kind₁ overlaps situation kind₂

Synonymous Form:	<u>situation kind₁</u> <i>while</i> <u>situation kind₂</u>
Synonymous Form:	<u>situation kind₁</u> <i>occurs while</i> <u>situation kind₂</u>
Definition:	<i>each</i> <u>occurrence of situation kind₁</u> <i>overlaps</i> <i>some</i> <u>occurrence of situation kind₂</u>
CLIF Definition:	<pre>(forall (s1 s2) (iff ("situation kind1 overlaps situation kind2" s1 s2) (and ("situation kind" s1) ("situation kind" s2) (forall (o1 o2) (and (occurrence o1) (occurrence o2) (if (and ("situation kind has occurrence" s1 o1) ("situation kind has occurrence" s2 o2)) ("occurrence1 overlaps occurrence2" o1 o2))))))</pre>
OCL Definition:	<pre>context '_situation kind' def: '_situation kind1 overlaps situation kind2' (s2: '_situation kind') : Boolean = self._'occurrence'.overlaps(s2._'occurrence')</pre>

situation kind₁ is between situation kind₂ and situation kind₃

Synonymous Form:	<u>situation kind₁</u> <i>between</i> <u>situation kind₂</u> <i>and</i> <u>situation kind₃</u>
Synonymous Form:	<u>situation kind₁</u> <i>is between</i> <u>situation kind₂</u> <i>to</i> <u>situation kind₃</u>
Synonymous Form:	<u>situation kind₁</u> <i>between</i> <u>situation kind₂</u> <i>to</i> <u>situation kind₃</u>
Definition:	<u>situation kind₁</u> <i>follows</i> <u>situation kind₂</u> <i>and</i> <u>situation kind₁</u> <i>precedes</i> <u>situation kind₃</u>
Note:	This verb concept permits comparing the time order of three <u>situation kinds</u> . This is most useful in ordering <u>individual situation kinds</u> , but it has broader use.
Example:	When heading south, one crosses the equator <i>between</i> leaving Hawaii <i>and</i> arriving in Sydney.

16.7 Specification of Time Intervals Using Situations

This sub clause defines concepts related to the use of occurrences and individual situation kinds to specify time intervals.

16.7.1 Specifying time intervals using occurrences

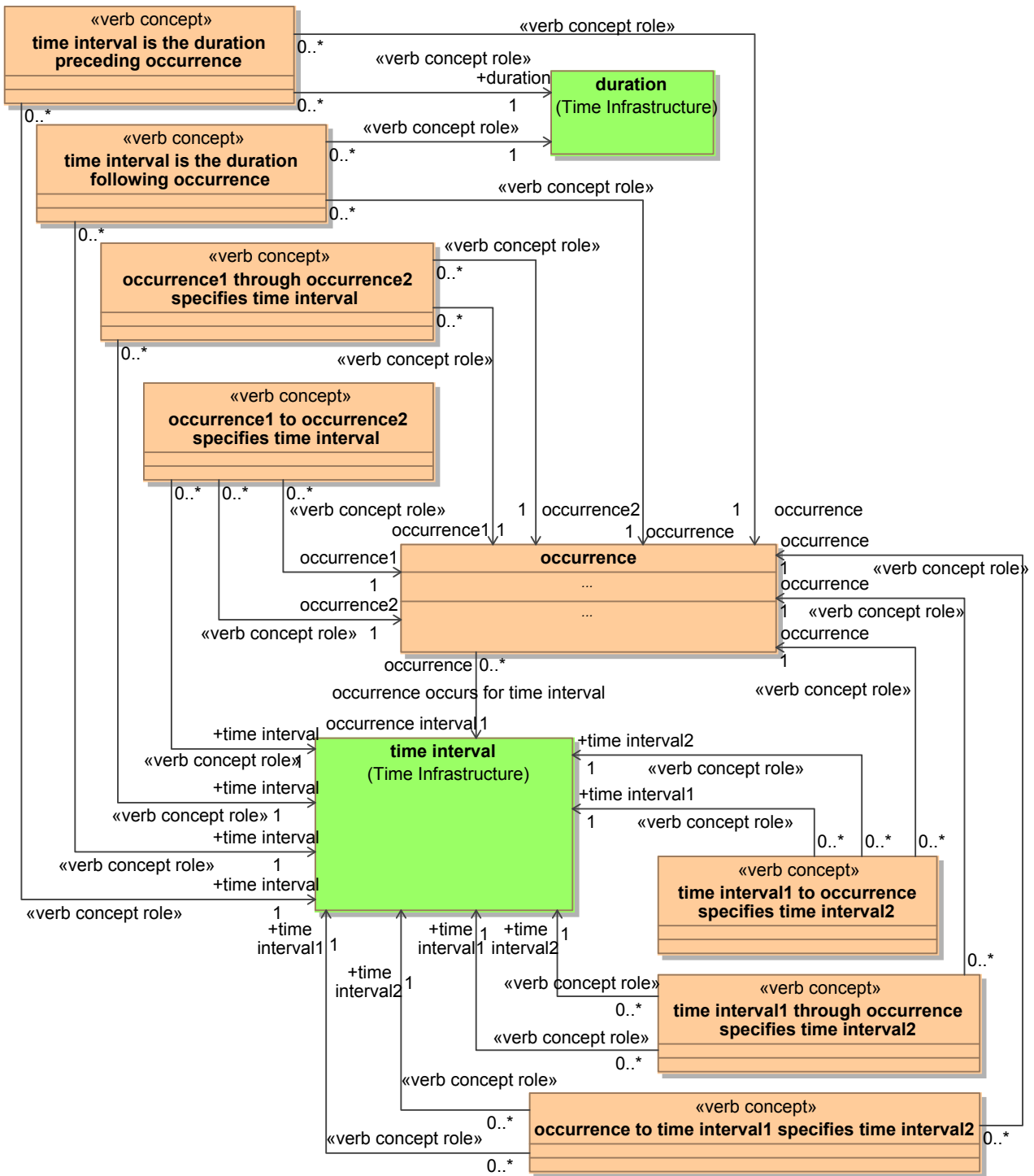


Figure 16.7 - Time intervals specified by occurrences

time interval₁ through occurrence specifies time interval₂

Synonymous Form:	<u>time interval₁ through occurrence</u>
Synonymous Form:	<u>time interval₂ is time interval₁ through occurrence</u>
Synonymous Form:	<u>occurrence through time interval₁ specifies time interval₂</u>
Synonymous Form:	<u>occurrence through time interval₁</u>
Synonymous Form:	<u>time interval₂ is occurrence through time interval₁</u>
Definition:	<u>the time interval₂ is the time interval₁ plus the occurrence interval of the occurrence</u>
Description:	The <u>time interval</u> extends from the start of <u>time interval₁</u> through the end of the <u>occurrence</u> .
Note:	The definition is correct for both the ' <u>time interval₁ through occurrence</u> ' and ' <u>occurrence through time interval₁</u> ' forms.
Example:	The contract signing through 2012.

occurrence₁ through occurrence₂ specifies time interval

Synonymous Form:	<u>occurrence₁ through occurrence₂</u>
Synonymous Form:	<u>time interval is occurrence₁ through occurrence₂</u>
Definition:	<u>the time interval is the occurrence interval of the occurrence₁ plus the occurrence interval of the occurrence₂</u>
Description:	The <u>time interval</u> extends from the start of <u>occurrence₁</u> through the end of <u>occurrence₂</u> .
Example:	The contract signing through the termination of the contract.

time interval₁ to occurrence specifies time interval₂

Synonymous Form:	<u>time interval₁ to occurrence</u>
Synonymous Form:	<u>time interval₂ is time interval₁ to occurrence</u>
Synonymous Form:	<u>time interval₁ until occurrence specifies time interval₂</u>
Synonymous Form:	<u>time interval₁ until occurrence</u>
Synonymous Form:	<u>time interval₂ is time interval₁ until occurrence</u>
Definition:	<u>the time interval₂ is the time interval₁ to the occurrence interval of the occurrence</u>
Description:	<u>Time interval₂</u> extends from the start of <u>time interval₁</u> up to, but not including, the start of the <u>occurrence</u> .
Example:	<u>Primordially</u> to the inauguration of the President.

occurrence to time interval₁ specifies time interval₂

Synonymous Form:	<u>occurrence to time interval₁</u>
Synonymous Form:	<u>occurrence to time interval₁ is time interval₂</u>
Synonymous Form:	<u>occurrence until time interval₁ specifies time interval₂</u>
Synonymous Form:	<u>occurrence until time interval₁</u>
Synonymous Form:	<u>occurrence until time interval₁ is time interval₂</u>
Definition:	<u>the time interval₂ is the occurrence interval of the occurrence to the time interval₁</u>

Description: Time interval₂ extends from the start of the occurrence up to, but not including, the start of the time interval₁.

Example: The rise of the human species to perpetuity.

occurrence₁ *to* occurrence₂ *specifies* time interval

Synonymous Form: occurrence₁ *to* occurrence₂

Synonymous Form: time interval *is* occurrence₁ *to* occurrence₂

Synonymous Form: occurrence₁ *until* occurrence₂ *specifies* time interval

Synonymous Form: occurrence₁ *until* occurrence₂

Synonymous Form: time interval *is* occurrence₁ *until* occurrence₂

Definition: *the time interval is the occurrence interval of the occurrence*₁ *to the occurrence interval of the occurrence*₂

Description: The time interval extends from the start of occurrence₁ up to, but not including, the start of occurrence₂.

Example: The contract signing to the contract termination.

time interval *is the duration preceding* occurrence

Synonymous Form: duration preceding occurrence

Definition: time interval *is the duration preceding the occurrence interval of the occurrence*

Description: The time interval has the duration and is immediately before the occurrence.

time interval *is the duration following* occurrence

Synonymous Form: duration following occurrence

Definition: time interval *is the duration following the occurrence interval of the occurrence*

Description: The time interval has the duration and is immediately after the occurrence.

16.7.2 Specifying time intervals using situation kinds

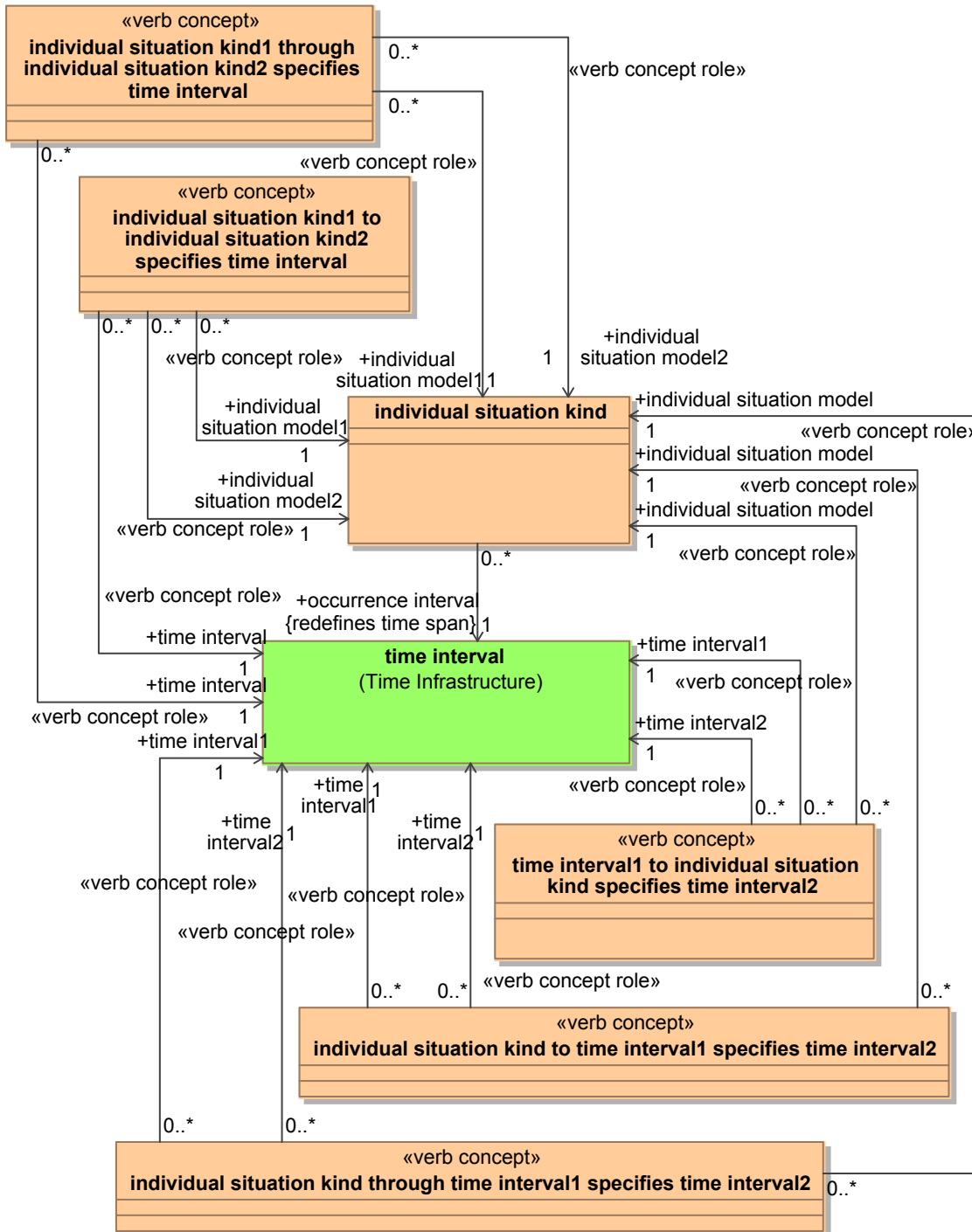


Figure 16.8 - Time intervals specified by situation kinds

time interval₁ through individual situation kind specifies time interval₂

- Synonymous Form: time interval₁ through individual situation kind
- Synonymous Form: time interval₂ is time interval₁ through individual situation kind
- Synonymous Form: individual situation kind through time interval₁ specifies time interval₂
- Synonymous Form: individual situation kind through time interval₁
- Synonymous Form: time interval₂ is individual situation kind through time interval₁
- Definition: the individual situation kind has exactly one occurrence and the time interval₂ is the time interval₁ through the occurrence interval of the individual situation kind
- Description: Time interval₂ extends from the start of time interval₁ through the end of the occurrence of the individual situation kind.
- Note: The definition is correct for both the 'time interval₁ through individual situation kind' and 'individual situation kind through time interval₁' forms.
- Example: Primordality through the rise of the human race.
- Example: The coronation of Queen Elizabeth II through 1972.

individual situation kind₁ through individual situation kind₂ specifies time interval

- Synonymous Form: individual situation kind₁ through individual situation kind₂
- Synonymous Form: time interval is individual situation kind₁ through individual situation kind₂
- Definition: the individual situation kind₁ has exactly one occurrence and the individual situation kind₂ has exactly one occurrence and the time interval is the occurrence interval of the individual situation kind₁ through the occurrence interval of the individual situation kind₂
- Description: The time interval extends from the start of occurrence of individual situation kind₁ through the end of the occurrence of individual situation kind₂.
- Example: The inception of a contract through the termination of the contract.

time interval₁ to individual situation kind specifies time interval₂

- Synonymous Form: time interval₁ to individual situation kind
- Synonymous Form: time interval₂ is time interval₁ to individual situation kind
- Synonymous Form: time interval₁ until individual situation kind specifies time interval₂
- Synonymous Form: time interval₁ until individual situation kind
- Synonymous Form: time interval₂ is time interval₁ until individual situation kind
- Definition: the individual situation kind has exactly one occurrence and the time interval₂ is the time interval₁ to the occurrence interval of the individual situation kind
- Description: Time interval₂ extends from the start of time interval₁ up to just before the occurrence of individual situation kind.
- Example: 2010 to the termination of employment.

individual situation kind to time interval₁ specifies time interval₂

- Synonymous Form: individual situation kind to time interval₁

Synonymous Form: [time interval₂ is individual situation kind to time interval₁](#)

Synonymous Form: [individual situation kind until time interval₁](#)

Synonymous Form: [individual situation kind until time interval₁ is time interval₂](#)

Definition: [the individual situation kind has exactly one occurrence and the time interval₂ is the occurrence interval of the individual situation kind to the time interval₁](#)

Description: [Time interval₂](#) extends from the first [occurrence](#) of [situation kind](#) up to just before the first [time interval₁](#).

Example: Hiring to 2010.

[individual situation kind₁ to individual situation kind₂ specifies time interval](#)

Synonymous Form: [individual situation kind₁ to individual situation kind₂](#)

Synonymous Form: [time interval is individual situation kind₁ to individual situation kind₂](#)

Synonymous Form: [individual situation kind₁ until individual situation kind₂ specifies time interval](#)

Synonymous Form: [individual situation kind₁ until individual situation kind₂](#)

Synonymous Form: [time interval is individual situation kind₁ until individual situation kind₂](#)

Definition: [the individual situation kind₁ has exactly one occurrence and the individual situation kind₂ has exactly one occurrence and the time interval₂ is the occurrence interval of the individual situation kind₁ to the occurrence interval of the individual situation kind₂](#)

Description: The [time interval](#) extends from the start of the [occurrence](#) of [individual situation kind₁](#) up to, but not including, the [occurrence](#) of [individual situation kind₂](#).

Example: Hiring to termination.

16.8 Propositions, Situation Kinds, and Occurrences

The Date-Time Vocabulary builds on SBVR's [state of affairs](#) and related concepts. Clause 16.8.1 examines the relevant aspects of SBVR as background for clause 16.8.2, which discusses the truth of [propositions](#), and for clause 16.8.3, which suggests how [situation kinds](#), [occurrences](#), and [states of affairs](#) should be used with verb concepts and verb concept objectifications.

16.8.1 'State of Affairs' in SBVR

The following glossary entries are excerpted from sub-clause 8.5 "Extensions" of SBVR. See the SBVR specification for the Notes, Examples, and other related material.

[state of affairs](#)

Definition: [res](#) that is an event, activity, situation, or circumstance

[proposition corresponds to state of affairs](#)

General Concept: ['meaning corresponds to thing'](#)

Definition: [the state of affairs](#) is posited by [the proposition](#) and if [the state of affairs](#) were *actual*, [the proposition](#) would *be true*

state of affairs is actual

Definition: the state of affairs happens (i.e., takes place, obtains)

actuality

Definition: state of affairs that is actual

SBVR sub clause 8.5.2 “Necessities Concerning Extension” defines several Necessities that are relevant to the Date-Time Vocabulary. Two of these are quoted verbatim here because an understanding of the relationship of states of affairs to time depends upon these constraints, and because the applicability of the second Necessity is narrowed by the Date-Time Vocabulary in this sub clause.

Necessity: Each instance of a verb concept is an actuality.

Necessity: Each proposition that is true corresponds to exactly one actuality.

SBVR sub clause 8.5.2 also contains a Necessity that reads “Each proposition corresponds to exactly one state of affairs.” As discussed below, this Necessity is unacceptable for the Date-Time Vocabulary because it requires a proposition such as “the United States elects a president” to correspond to only one state of affairs; i.e., only one event. The goal of the Date-Time Vocabulary is to provide concepts that are sufficient to represent real states of affairs, such as elections that occur multiple times. The Date-Time Vocabulary replaces this Necessity with a close alternative, “Each proposition corresponds to exactly one situation kind.” This alternative is discussed in detail, below.

The Date-Time Vocabulary extends the concepts outlined above to address the following concerns.

1. The Necessity “Each proposition corresponds to exactly one state of affairs” fails to acknowledge that many propositions correspond to states of affairs that recur. As stated in an Example in the ‘state of affairs’ glossary entry in the SBVR specification, the proposition “EU-Rent owns 10,000 rental cars” corresponds to the state of affairs “EU-Rent owning 10,000 rental cars”. The Necessity requires that this state of affairs only happens once. What if it happens in 2009 and also in 2012, but not in 2010 or 2011?
2. The same Necessity also interferes with verb concept objectifications. An example in clause 11.1.5.3 of the SBVR specification, under the glossary entry for ‘general concept objectifies verb concept’, reads “The general concept ‘sponsorship’ objectifies the verb concept ‘company sponsors publication’ . Each sponsorship is an actuality that a given company sponsors a given publication.” The Necessity that a proposition corresponds to exactly one state of affairs means that there can be only one sponsorship. That contradicts the observed business situations, in which many real companies support multiple sponsorships.
3. Any proposition can be interpreted in two different ways: (i) as a possible state of affairs that may be planned, budgeted for, feared, considered, etc., and (ii) as an occurrence. For example, many building codes require builders to plan for the possibility of building fires, whereas fire departments fight actual fires. Possible fires may or may not be actual (in the sense of SBVR's 'state of affairs is actual' characteristic). Occurrences – such as actual fires – are actual if the universe of discourse contains current facts about them. Even future events (e.g., the election of a U.S. President in the years 2024 and 2028) are occurrences if they are facts (“propositions that are taken as true”) at the current time.

The Date-Time Vocabulary addresses these concerns by building on the SBVR state of affairs concept as described in 16.8.2.

16.8.2 Propositions and States of Affairs

In a static world that has no notion of change, there is a 1-to-1 relationship between propositions and states of the possible worlds: A proposition is true if the state it describes is the state of that world, and it is false if the state it describes is not the state of that world. (The SBVR model of states of affairs reflects this model.)

When temporal concepts are introduced into the formal logic model, a distinction must be made between two aspects of the SBVR concept ‘[proposition](#)’ – the truth or falsity of the [proposition](#), and a ‘[meaning](#)’ in terms of a situation. This is because many [propositions correspond to](#) a single situation (a ‘[situation kind](#)’) that may have multiple [occurrences](#). Such [propositions](#) are also said to [describe](#) the [occurrences](#) of the [situation kind](#). For example, the [proposition](#) “each payment must precede delivery” is an SBVR way to state an obligation about the sequencing of payment and delivery, as might be given in a BPMN process model. In a given possible world, there may be many [occurrences](#) of payment and delivery, and thus many [occurrences](#) of payment preceding delivery.

SBVR sub clause 8.1.2 says that a [proposition](#) is true if “[the state of affairs that the proposition corresponds to is actual](#)”. The Date-Time Vocabulary specifies that each [proposition corresponds to](#) exactly one [situation kind](#), and the [situation kind is actual](#) if and only if the [situation kind](#) has at least one [occurrence](#) that [is current](#) in the universe of discourse. This clause specifies what it means for a [situation kind](#) to [be actual](#), and thus for the corresponding [proposition](#) to [be true](#).

- Necessity: [Each situation kind is actual if and only if the situation kind has at least one occurrence that is current.](#)
- Note: In SBVR, a [proposition is true](#) if it [corresponds to](#) a [state of affairs](#) that [is actual](#). The Necessity above establishes the basis for determining whether a [proposition is true](#) in a given universe of discourse that contains time.
- Note: The rule “Each factory manager must budget for situations where machines break down” states an obligation with respect to a [situation kind](#) that is the [instance](#) of the [proposition](#) “machines break down”. The [situation kind](#) may or may not turn out to [be actual](#) at some time because the [situation kind](#) may or may not have any [occurrences](#).

Each [proposition](#) may or may not reference time, and if it does reference time, then it may reference the past, the present, or the future. Regardless, a [proposition is true](#) if it [corresponds to](#) a [situation kind](#) that has an [occurrence](#) that [is current](#) in the universe of discourse. Each case is discussed and illustrated with an example, in the following text.

Most [propositions](#) do not mention time (i.e., are “atemporal”). For example, the [proposition](#) “the building is on fire” does not mention time. The truth of this example depends upon whether the proposition corresponds to an [occurrence](#) that [occurs for the current time](#) in the universe of discourse. The [occurrence](#) may be directly given by a fact in the universe of discourse, or may be inferred from facts in the universe of discourse.

Some [propositions](#) are stated using past, present, or future tense, or contain explicit references to [past time](#), [current time](#), or [future time](#). These [propositions](#) are true if and only if the universe of discourse contains [facts](#) (“[propositions](#) taken as true”) that specify or imply current [occurrences](#) of the [propositions](#). For example, the [proposition](#) “the contract was signed” is true if and only if there is an occurrence of “a signing of the contract” and that occurrence is in the past. The occurrence may exist as a fact or can be inferred from facts of the universe of discourse. Similarly, [propositions](#) about the present or the future are true if they exist as facts or are implied by facts of the universe of discourse. The [proposition](#) “the contract will expire” is a true [proposition](#) about the future if an occurrence of the proposition can be inferred from the facts of the universe of discourse.

[Propositions](#) may mention an explicit time, either as a [time coordinate](#) or as a definite description. For example, “an election is held in 2012” mentions the [time coordinate](#) “2012”. The [proposition](#) “the contract will expire 2 years from the date the contract is signed” specifies a time via a definite description. Such [propositions](#) are true if the universe of discourse contains facts that specify or imply their [occurrence](#) – even if they are in the future.

[Occurrences are actual](#) if they [are current](#):

- Necessity: [Each occurrence is actual if and only if the occurrence is current.](#)

The Date-Time Vocabulary takes the position that [propositions](#) do not [correspond to occurrences](#), even though [occurrence](#) is a specialization of [state of affairs](#):

- Necessity: [It is not the case that some proposition corresponds to an occurrence.](#)

When a [proposition](#) *corresponds to* a [situation kind](#), the [proposition](#) *describes* any [occurrences](#) of the [situation kind](#).

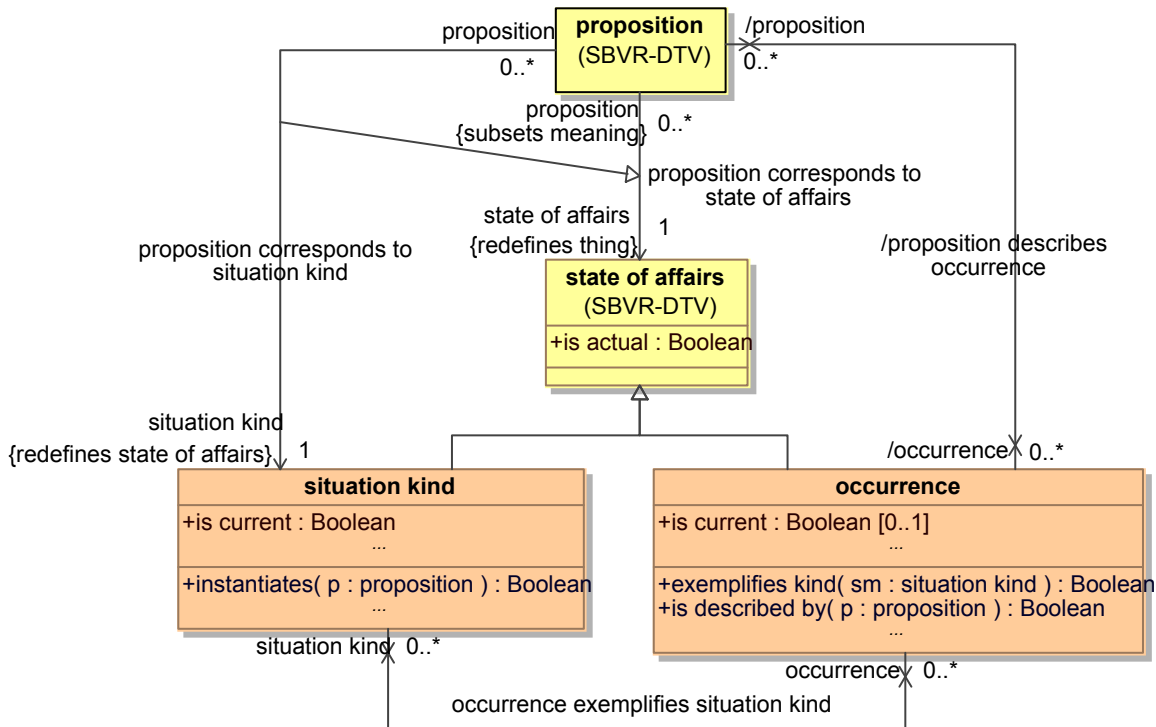


Figure 16.9 - Propositions, Situation Kinds, and Occurrences

[proposition corresponds to situation kind](#)

- General Concept: [proposition corresponds to state of affairs](#)
- Necessity: **Each [proposition](#) corresponds to exactly one [situation kind](#).**
- Note: In the Date-Time Vocabulary, the Necessity immediately above replaces the SBVR Necessity "**Each [proposition](#) corresponds to exactly one [state of affairs](#)**".
- Note: The [instances](#) of [propositions](#) are [situation kinds](#), which may or may not be [actual](#). [Propositions](#) may be planned, feared, budgeted for, etc., whether or not they *correspond to* [situation kinds](#) that are [actual](#). A [proposition](#) may refer to the past, present, or future without implying that the corresponding [situation kind](#) has been, is, or will be [actual](#).

[proposition describes occurrence](#)

- Definition: **The [proposition](#) corresponds to a [situation kind](#) that has the [occurrence](#).**
- Note: That is, the occurrence *exemplifies* the proposition in the sense of Plantinga (see [Menzel]).
- Necessity: **A [proposition](#) is true if and only if the [proposition](#) describes an [occurrence](#) that is [current](#).**
- Note: In a temporal world, the same [proposition](#) can describe several different [occurrences](#), even when all the [roles](#) in the [proposition](#) are played by exactly the same [things](#) in all [occurrences](#). What distinguishes the [occurrences](#) are the things that are not mentioned in the proposition. In particular, a [proposition](#) that does not mention time may describe different [occurrences](#) that have different [occurrence intervals](#).

- Example: Brazil wins the FIFA World Cup. That was true in 1994 and 2002, but false in 1992, 1998, 2006, and 2010. So the [proposition](#) "Brazil wins the FIFA World Cup" *describes* two [occurrences](#) in the period 1992 to 2012.
- Example: The [proposition](#) "Brazil won the FIFA World Cup in 1994" describes an [occurrence](#) that *is current* in 2012. Thus, the [proposition](#) "Brazil won the FIFA World Cup in 1994" *is true* in the world of 2012.
- Possibility: A [proposition describes zero or more occurrences](#) (in a given possible world).
- Possibility: An [occurrence is described by zero or more propositions](#).

16.8.3 Verb Concepts, Verb Concept Objectification, and States of Affairs

The Date-Time Vocabulary distinction between [situation kinds](#) and [occurrences](#) enables verb concepts to be explicit about whether they range over potential [states of affairs](#) or real happenings. For example, an '*insures*' verb concept might be defined as '[person insures against situation kind](#)' to mean that the verb ranges over potential events, activities, situations, or circumstances. A '*reports*' verb concept might be specified as '[person reports occurrence](#)' to mean that what gets reported are real events, etc. One insures against fires that may never happen, but one should only report actual fires.

Business vocabularies should not define verb concepts that range over '[state of affairs](#)' because the meaning is unclear.

SBVR sub clause 11.1.5.3 "Verb Concept Objectification" formalizes the idea that a general concept may be coextensive with a verb concept, the way many English gerunds (e.g., "planning") are coextensive with some verbs (e.g., "plan"). Verb concept objectifications that may or may not be *actual* should specialize either '[state of affairs](#)' or '[situation kind](#)'. Verb concept objectifications that are specifically about [occurrences](#) should specialize '[occurrence](#)'.

Verb concept objectifications that specialize '[state of affairs](#)' have the advantage that they may fill verb concept roles that range over '[situation kind](#)' and also verb concept roles that range over '[occurrence](#)'. For example, the verb concept objectification 'machine breakdown' defined as '[state of affairs that machine is broken down](#)' may be used with the verb concept '[manager plans for situation kind](#)' and also with the verb concept '[manager reports occurrence](#)'. With this approach, a single verb concept objectification can be used with slightly different meanings associated with each verb concept that ranges over the verb concept objectification. This is possible because both '[situation kind](#)' and '[occurrence](#)' are specializations of '[state of affairs](#)'. The advantage of this technique is that it better matches typical business English usage.

16.9 Language Tense and Aspect

As discussed in sub clause 7.12, human languages use past, present, and future tenses and incorporate simple, progressive, and perfect aspects. This sub clause provides concepts that enable all these tenses and aspects, in any combination. They extend the relationships between [situation kinds](#), [occurrences](#), and time that are defined in this clause.

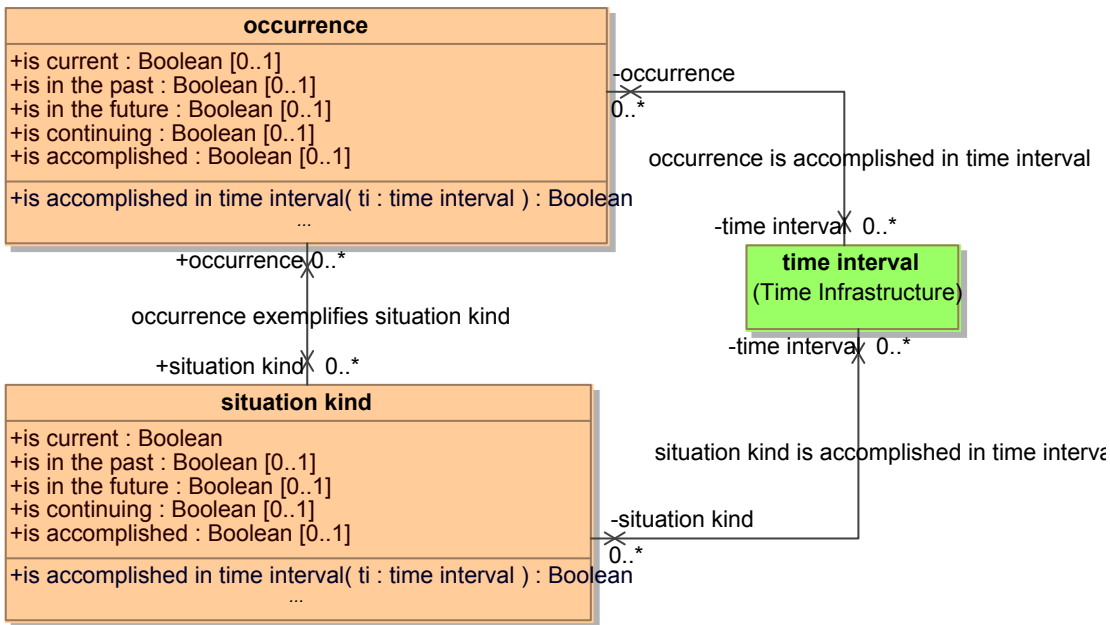


Figure 16.10 - Language Tense and Aspect

The following verb concepts formalize the progressive and perfect language aspects. The concepts are provided for both ‘[situation kind](#)’ and ‘[occurrence](#)’; the former are normally used in [guidance statements](#), while the latter are most useful in [facts](#).

[situation kind is continuing](#)

- Definition: [the situation kind](#) is unfinished at some reference time interval
- Note: The reference time interval is when a fact is evaluated or a rule is being applied.
- Note: ‘[situation kind is continuing](#)’ indicates the progressive aspect of natural language. It is sometimes called the "continuous aspect".
- Example: If company x is going bankrupt....
- Note: ‘[Situation kind is continuing](#)’ is not the negation of ‘[situation kind is accomplished](#)’ because a [situation kind](#) may end without being accomplished. Consider that the [situation kind](#) 'John writes book' in the partial rule "if John writes a book ..." may end without John ever completing the book.
- Note: A [situation kind](#) may be [is continuing](#) or [is accomplished](#) or both or neither, and may also be in the past, present, or future tense. (see Table 16.1).

[situation kind is accomplished](#)

- Definition: the [situation kind](#) has reached a point of completion or perfection at with respect to the "reference time interval" associated with the concept ‘[time interval is past](#)’
- Note: The reference time interval is when a fact is evaluated or a rule is being applied.
- Example: If company x has gone bankrupt....
- Note: ‘[Situation kind is accomplished](#)’ is not the negation of ‘[situation kind is continuing](#)’ because a [situation kind](#) may end without being accomplished. Consider that the

situation kind 'John writes book' in the partial rule "if John writes a book ..." may end without John ever completing the book.

Note: A situation kind may be *is continuing* or *is accomplished* or both or neither, and may also be in the past, present, or future tense. (see Table 16.1).

situation kind is accomplished in time interval

Definition: the situation kind reaches a point of completion or perfection at **some time interval₂ that is part of the time interval**

Example: If the contract is completed within this year

occurrence is continuing

Definition: **the occurrence** is unfinished at some reference time interval

Note: The reference time interval is when a fact is evaluated or a rule is being applied.

Note: 'occurrence is continuing' indicates the progressive aspect of natural language. It is sometimes called the "continuous aspect".

Example: Company x is going bankrupt.

Note: 'Occurrence is continuing' is not the negation of 'occurrence is accomplished' because an occurrence may end without being accomplished. Consider that the occurrence 'John writes book' may end without John ever completing the book.

Note: An occurrence may be *is continuing* or *is accomplished* or both or neither, and may also be in the past, present, or future tense. (see Table 16.1).

occurrence is accomplished

Definition: the occurrence has reached a point of completion or perfection at with respect to the "reference time interval" associated with the concept 'time interval is past'

Note: The reference time interval is when a fact is evaluated or a rule is being applied.

Example: Company x has gone bankrupt.

Note: 'Occurrence is accomplished' is not the negation of 'occurrence is continuing' because a state of affairs may end without being accomplished. Consider that the state of affairs 'John writes book' may end without John ever completing the book.

Note: An occurrence may be *is continuing* or *is accomplished* or both or neither, and may also be in the past, present, or future tense. (see Table 16.1).

occurrence is accomplished in time interval

Definition: the occurrence reaches a point of completion or perfection at **some time interval₂ that is part of the time interval**

Example: The occurrence "Columbus reaches the new world" *is accomplished in* the 15th Century.

These verb concepts enable formulation of past, present, and future tense propositions. As above, the 'situation kind' versions of these concepts are most useful in guidance statements, while the 'occurrence' versions are intended for use in facts.

situation kind is in the past

Definition: **the situation kind occurs throughout some time interval that is in the past**

Example: If the customer has previously failed to pay his bill

Note: Whether a [situation kind *is in the past*](#) may be inferred when a [situation kind](#) is located in time via any of the verb concepts given above, such as "[situation kind₁ *is before* situation kind₂](#)."

situation kind *is current*

Definition: [the situation kind *occurs for some time interval that is current*](#)

Example: "If the bill is currently due" (which might be formulated as "if the bill is due is current").

situation kind *is in the future*

Definition: [the situation kind *occurs throughout some time interval that is in the future*](#)

Example: "If President Obama will write his memoirs," which might be formulated as "If President Obama writes his memoirs *in the future*."

Note: Whether a [situation kind *is in the future*](#) may be inferred when a [situation kind](#) is located in time via any of the verb concepts given above, such as "[situation kind₁ *is before* situation kind₂](#)."

occurrence *is in the past*

Definition: [the occurrence *occurs throughout some time interval that is in the past*](#)

Example: The reign of Alexander the Great *is in the past*.

Note: Whether an [occurrence *is in the past*](#) may be inferred when an [occurrence](#) is located in time via any of the verb concepts given in this clause, such as "[occurrence₁ *is before* occurrence₂](#)".

occurrence *is current*

Definition: [the occurrence *occurs for some time interval that is current*](#)

Example: That EU-Rent is in business *is current* (which means the same as "EU-Rent is currently in business").

occurrence *is in the future*

Definition: [the occurrence *occurs throughout some time interval that is in the future*](#)

Example: "President Obama writes his memoirs" *is in the future*.

Note: Whether a [state of affairs *is in the future*](#) may be inferred when an [occurrence](#) is located in time via any of the verb concepts given in this clause, such as "[occurrence₁ *is before* occurrence₂](#)".

This specification defines vocabulary fact types in the present tense. Table 16.1 gives examples of how other tenses and aspects can be formulated. To show the range of expression supported by this vocabulary, some examples reference specific [time intervals](#), while others leave unstated the [time interval](#) that an [occurrence *is continuing*](#) or [is accomplished](#).

Table 16.1 assumes a domain vocabulary verb concept "[John writes book](#)". The examples are given as facts, and hence are formulated using the '[occurrence](#)' version of the verb concepts listed above.

The text "(that [John writes a book](#))" is short-hand for "the [proposition 'John writes a book'](#)", corresponds to a [situation kind](#)". Nesting is used for some combinations. For example, "(that (that [John writes a book](#)) *is in the future*) *is accomplished*" means that the characteristic '[is accomplished](#)' is applied to a [situation kind](#) of "the characteristic '[is in the future](#)', which itself is applied to a [situation kind](#) of the [proposition 'John writes a book'](#)".

Table 16.1 - Examples of tense and aspect formulation

Simple Aspect		
Tense	Example	Formulation
past	<u>John</u> <i>wrote</i> a <u>book</u>	(that <u>John</u> <i>writes</i> a <u>book</u>) <i>is in the past</i>
present	<u>John</u> <i>writes</i> a <u>book</u>	<u>John</u> <i>writes</i> a <u>book</u>
future	<u>John</u> <i>will write</i> a <u>book</u>	(that <u>John</u> <i>writes</i> a <u>book</u>) <i>is in the future</i>
Progressive Aspect		
Tense	Example	Formulation
past	<u>John</u> <i>was writing</i> a <u>book</u>	(that (that <u>John</u> <i>writes</i> a <u>book</u>) <i>is continuing</i>) <i>is in the past</i>
present	<u>John</u> <i>is writing</i> a <u>book</u>	(that <u>John</u> <i>writes</i> a <u>book</u>) <i>is continuing</i>
future	<u>John</u> <i>will be writing</i> a <u>book</u>	(that (that <u>John</u> <i>writes</i> a <u>book</u>) <i>is continuing</i>) <i>is in the future</i>
Perfect Aspect		
Tense	Example	Formulation
past	<u>John</u> <i>had written</i> a <u>book</u> <i>before</i> <u>2009</u>	(that (that <u>John</u> <i>writes</i> a <u>book</u>) <i>is accomplished</i>) <i>occurs before</i> <u>2009</u>
present	<u>John</u> <i>has written</i> a <u>book</u>	(that <u>John</u> <i>writes</i> a <u>book</u>) <i>is accomplished</i>
future	<u>John</u> <i>will have written</i> a <u>book</u> <i>by</i> <u>2030</u>	(that (that <u>John</u> <i>writes</i> a <u>book</u>) <i>is accomplished</i>) <i>occurs before</i> <u>2030</u>
Progressive and Perfect		
Tense	Example	Formulation
past	<u>John</u> <i>had been writing</i> a <u>book</u> <i>before</i> <u>2009</u>	(that (that (that <u>John</u> <i>writes</i> a <u>book</u>) <i>is continuing</i>) <i>is accomplished</i>) <i>occurs before</i> <u>2009</u>
present	<u>John</u> <i>has been writing</i> a <u>book</u>	(that (that <u>John</u> <i>writes</i> a <u>book</u>) <i>is continuing</i>) <i>is accomplished</i>
future	<u>John</u> <i>will have been writing</i> a <u>book</u> <i>by</i> <u>2030</u>	(that (that (that <u>John</u> <i>writes</i> a <u>book</u>) <i>is continuing</i>) <i>is accomplished</i>) <i>occurs before</i> <u>2030</u>

At the time of writing this document, the example “John *will be writing* a book *during* January 2021 *through* June 2022” is in the future. Nevertheless, the formulation includes the apparently redundant “*is in the future*” to express the future tense of the statement even after 2022. The formulation of “John *was writing* a book *last year*” excludes “*is in the past*” because “last year” applies at all times.

17 Schedules (normative)

17.1 General

An important element of business activity and contracts is [schedules](#): plans for [situation kinds](#) to occur at specific times.

Schedules Vocabulary

General Concept:	terminological dictionary
Language:	English
Included Vocabulary:	Situations Vocabulary
Namespace URI:	http://www.omg.org/spec/DTV/20160301/dtv-sbvr.xml#SchedulesVocabulary

17.2 Schedules

[Schedules](#) model relationships between [time intervals](#) and [situation kinds](#) that are planned to occur at the [time intervals](#). [Time intervals](#) of [schedules](#) can be sequential or overlapping, and at regular or irregular intervals. [Schedules](#) with non-overlapping sequential [time intervals](#) that repeat regularly are called [regular schedules](#). Most mortgage loans call for payment according to [regular schedules](#). [Schedules](#) with irregular time intervals are called [ad hoc schedules](#). A conference schedule is usually ad hoc.

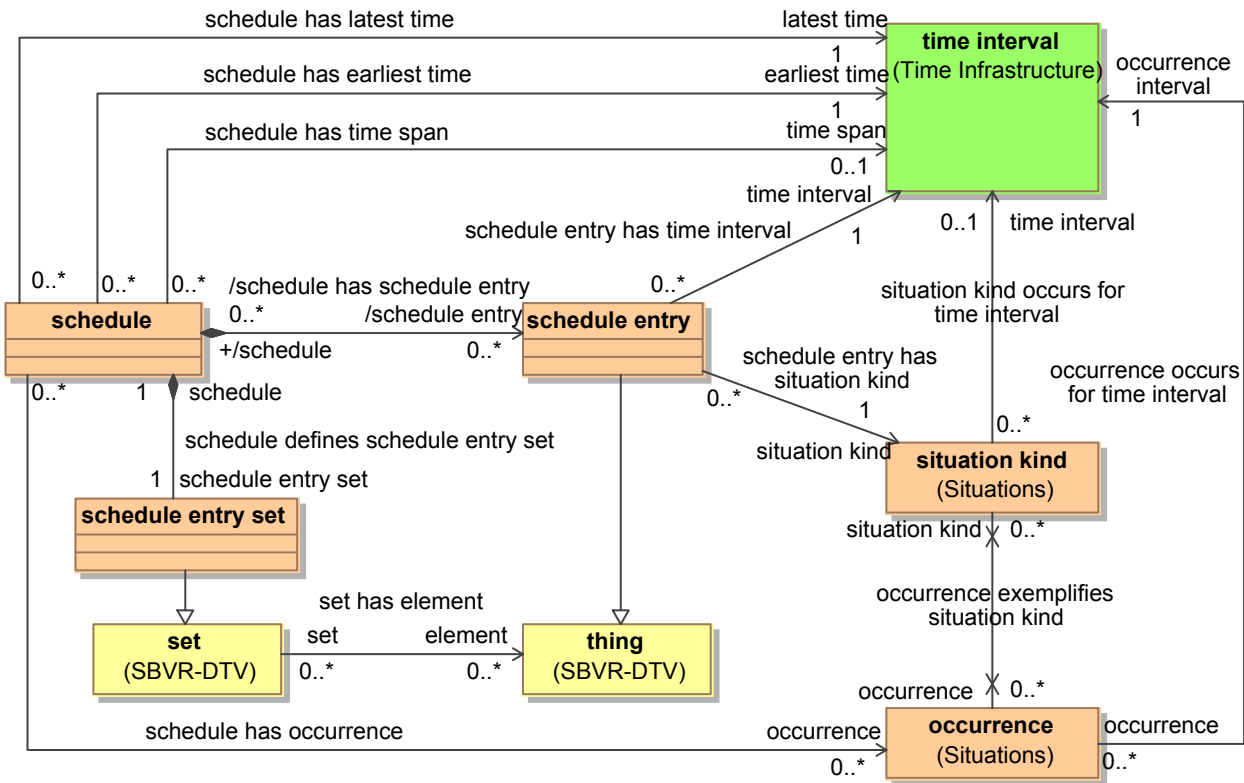


Figure 17.1 - Schedules

schedule

Definition: a plan for carrying out [situation kinds](#) at each of multiple [time intervals](#)

Each schedule is composed of an explicit (for [ad hoc schedules](#) and [schedule stubs](#) of [regular schedules](#)) or implicit (for [regular schedules](#)) set of [schedule entries](#).

schedule entry

Definition: [proposition](#) that the [situation kind](#) happens on a [time interval](#)

Note: The [situation kind](#) should define its precise relationship with the time interval: whether the situation kind *occurs for*, *within*, etc., the time interval.

schedule has schedule entry

Definition: **the [schedule entry](#) is in the [schedule entry set](#) of the [schedule](#).**

CLIF Definition: (forall (s se)
 (iff ("schedule has schedule entry" s se)
 (exists (ses)
 (and
 ("schedule entry set of schedule" ses s)
 ("thing is in set" se ses)))))

OCLE Definition: context schedule
def: _'schedule has schedule entry'(se: _'schedule entry') : Boolean =
self._'schedule entry set'.includes(se)

schedule entry has situation kind

Necessity: Each schedule entry has exactly one situation kind.

CLIF Axiom: (forall (se) (exists (sk1)
(and ("schedule entry has situation kind" se sk1)
(forall (sk2)
(if ("schedule entry has situation kind" se sk2)
(= sk1 sk2))))))

OCLE Constraint: context _'schedule entry'
inv: self._'situation kind'->size() = 1

schedule entry has time interval

Necessity: Each schedule entry has exactly one time interval.

CLIF Axiom: (forall (se) (exists (t1)
(iff ("schedule entry has time interval" se t1)
(forall (sk2)
(if ("schedule entry has time interval" se t2)
(= t1 t2))))))

OCLE Constraint: context _'schedule entry'
inv: self._'time interval'->size() = 1

schedule entry set

Definition: set that is of 'schedule entry'

Necessity: Each schedule entry set includes at least one schedule entry.

CLIF Axiom: (forall (seset) (exists (se)
("schedule entry set includes schedule entry" seset se)))

OCLE Constraint: context _'schedule entry set'
inv: self.includes->size()>0

schedule defines schedule entry set

Description: The schedule entry set is explicit in an ad hoc schedule, and implicit in a regular schedule. The schedule entry set models the situation kinds and corresponding time intervals of the schedule.

Note: This verb concept is refined, below, by 'regular schedule defines regular entry set'. 'Ad hoc schedule' uses this verb concept as-is.

Necessity: Each schedule defines exactly one schedule entry set.

CLIF Axiom: (forall (se) (exists (ses)
(and ("schedule entry has schedule entry set" se ses)
(forall (ses2)
(if ("schedule entry has schedule entry set" se ses2)
(= ses1 ses2))))))

OCLE Constraint: context _'schedule entry'
inv: self._'schedule entry set'->size() = 1

Schedules of all types share several attributes:

schedule has occurrence

Definition: [the occurrence exemplifies the situation kind of a schedule entry of the schedule and the occurrence interval of the occurrence overlaps the time interval of the schedule entry](#)

Note: The [occurrence](#) may be in the past or may be planned for the future.

CLIF Definition: (forall (s o)
(iff ("schedule has occurrence" s o)
(exists ("schedule entry" se) ("situation kind" sk))
(and
("schedule has schedule entry" s se)
("schedule entry has situation kind" s sk)
("occurrence exemplifies situation kind" o sk)
("time interval1 overlaps time interval2"
("occurrence interval" o) ("time interval" se))
))))

OCL Definition: context schedule
def: '_schedule has occurrence'(o: occurrence) : Boolean =
self._'schedule entry' ->exists(se |
o.exemplifies(se._'situation kind')
and o._'occurrence interval'.overlaps(se._'time interval'))

earliest time

Concept Type: [role](#)

General Concept: [time interval](#)

Description: The earliest scheduled time of a schedule.

schedule has earliest time

Definition: [the earliest time is the time interval of some schedule entry of the schedule and the earliest time does not start after the time interval of each schedule entry of the schedule](#)

CLIF Definition: (forall (s et)
(iff ("schedule has earliest time" s et)
(and
(exists (se1)
(and
("schedule has schedule entry" s se1)
("schedule entry has time interval" se1 et)))
(forall (se2 ti2)
(if (and
("schedule has schedule entry" s se2)
("schedule entry has time interval" se2 ti2))
(not ("time interval1 starts after time interval2" et ti2)))
))))

OCL Definition: context schedule
def: '_earliest time'(et: _'time interval') : Boolean =
self._'schedule entry' -> exists (se1 | se1._'time interval'.equals(et))

and self._'schedule entry' -> forAll(se2 |
not et._'starts after'(se2._'time interval'))

Synonymous Form: [earliest time of schedule](#)

CLIF Definition: (forall ((s schedule) (et "time interval"))
(iff (= et ("earliest time of schedule" s)
("schedule has earliest time" s et)))

OCL Definition: context schedule
def: _'schedule has earliest time'() : _'time interval' =
self._'schedule entry'._'time interval'->
select(ti |self._'earliest time'(ti))

[latest time](#)

Concept Type: [role](#)

General Concept: [time interval](#)

Description: The latest scheduled time of a schedule.

[schedule has latest time](#)

Definition: [the latest time is the time interval of some schedule entry of the schedule and the latest time ends after the time interval of each schedule entry of the schedule](#)

CLIF Definition: (forall (s lt)
(iff ("schedule has latest time" s lt)
(and
(exists (se1)
(and
("schedule has schedule entry" s se1)
("schedule entry has time interval" se1 lt)))
(forall (se2 ti2)
(if (and
("schedule has schedule entry" s se2)
("schedule entry has time interval" se2 ti2))
(not ("time interval1 ends after time interval2" ti2 lt))
))))

OCL Definition: context schedule
def: _'schedule has latest time'(lt: _'time interval') : Boolean =
self._'schedule entry'-> exists(se1 | lt.equals(se1._'time interval'))
and self._'schedule entry'->forAll(se2: |
lt._'ends after'(se2._'time interval'))

Synonymous Form: [latest time of schedule](#)

CLIF Definition: (forall ((s schedule) (lt "time interval"))
(iff (= lt ("latest time of schedule" s)
("schedule has latest time" s lt)))

OCL Definition: context schedule
def: _'latest time of schedule'() : _'time interval' =
self._'schedule entry'._'time interval'->
select(ti |self._'schedule has latest time'(ti))

schedule has time span

Definition:	the time span equals the earliest time of the schedule through the latest time of the schedule
Description:	the time span is the smallest time interval that <i>includes</i> the time intervals of all planned occurrences of the schedule
Description:	The time span is the "convex hull" of a schedule .
CLIF Definition:	<pre>(forall (s ts) (iff ("schedule has time span" s ts) (and ("time interval" ts) ("time interval1 plus time interval2 is time interval3" ("earliest time of schedule" s) ("latest time of schedule" s) ts))))</pre>
OCL Definition:	<pre>context schedule def: _'schedule has time span'(ts: _'time interval') : Boolean = ts.equals(self._'earliest time'.plus(self._'latest time'))</pre>
Synonymous Form:	time span of schedule
CLIF Definition:	<pre>(forall ((ts "time interval") (s schedule)) (iff (= ts ("time span of schedule" s)) ("schedule has time span" s ts)))</pre>
OCL Definition:	<pre>context schedule def: _'time span of schedule'() : _'time interval' = self._'earliest time'.plus(self._'latest time')</pre>
Necessity:	Each schedule has exactly one time span.
CLIF Axiom:	<pre>(forall (s) (exists (t1) (and ("schedule has time span" s t1) (forall (t2) (if ("schedule has time span" s t2) (= (t1 t2)))))</pre>
OCL Constraint:	<pre>context schedule inv: schedule._'time span'->size() = 1</pre>
Note:	The verb concept ' occurrence occurs for time interval ' can be used to say that an occurrence happens for the entire time span of a schedule .
Example:	A conference meeting might <i>occur at</i> a particular time interval of an ad hoc schedule , while the entire conference <i>occurs for</i> the time span of the entire schedule .

17.3 Regular Schedules

[Regular schedules](#) define a single [situation kind](#) that recurs at each [time interval](#) of the [regular schedule](#). The verb concept '[regular schedule is for situation kind](#)' means that the [situation kind](#) *occurs at* each [time interval](#) of the [regular schedule](#).

This definition requires further extension to address what might be called 'complex regular schedules': [regular schedules](#) in which the scheduled [time interval](#) is defined according to a calendar to be one or more proper parts (rather than the whole) of the [recurrence duration](#). For example, this definition does not support schedules such as or "the first Tuesday of each calendar month" or "the first and last calendar day of each calendar month".

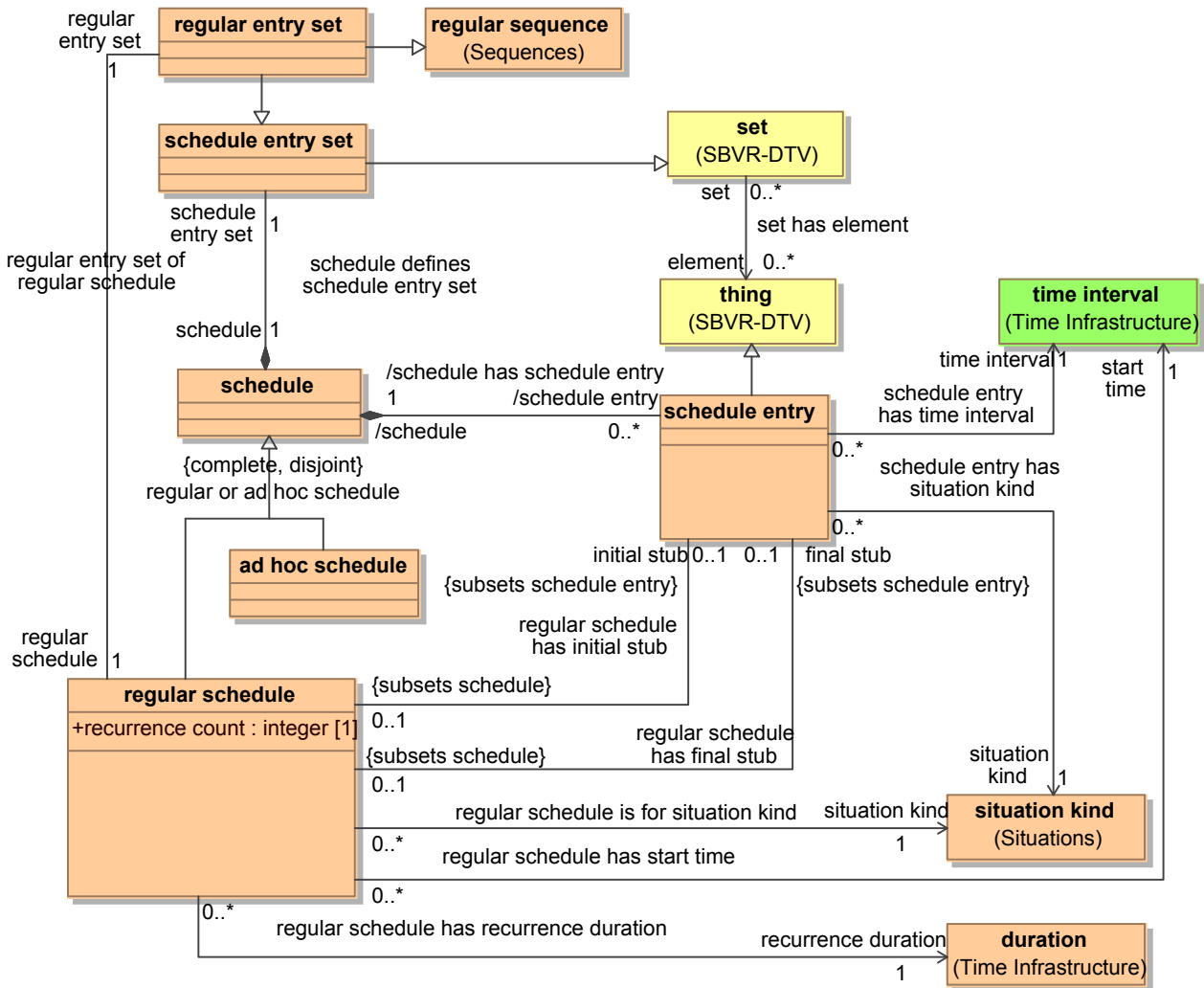


Figure 17.2 - Regular Schedules

regular schedule

Definition: **schedule** that a single **situation kind** occurs at the **earliest time** of the **regular schedule**, and thereafter once each **recurrence duration**, for the **recurrence count** number of **recurrence durations**, with optional **initial stub** and **final stub**

Necessity: **No regular schedule is an ad hoc schedule.**

CLIF Axiom: (forall ((rs "regular schedule") (not ("ad hoc schedule" rs))

OCL Constraint: context '_regular schedule'
inv: not self.ocIsTypeOf('_ad hoc schedule')

Example: A mortgage is payable monthly.

regular schedule is for situation kind

Synonymous Form:	situation kind according to regular schedule
Synonymous Form:	situation kind has regular schedule
Definition:	the occurrence of each schedule entry of the regular entry set of the regular schedule exemplifies the situation kind
Necessity:	A regular schedule is for exactly one situation kind.
CLIF Axiom:	<pre>(forall (rs sk1) (if ("regular schedule is for situation kind" rs sk1) (forall (sk2) (if ("regular schedule is for situation kind" rs sk2) (= sk1 sk2)))))</pre>
OCL Constraint:	context <code>_regular schedule'</code> inv: <code>_regular schedule'._situation kind'->size() = 1</code>
Example:	An airline flies daily from NY to Dubai according to a flight schedule. The situation kind is 'fly from NY to Dubai.'

start time

Concept Type:	role
Definition:	time interval of the start of the recurring portion of a regular schedule

regular schedule has start time

Definition:	the start time is the time interval of the first recurrence of the regular schedule
Necessity:	Each regular schedule has exactly one start time.
CLIF Axiom:	<pre>(forall (rs st1) (if ("regular schedule has start time" rs st1) (forall (st2) (if ("regular schedule has start time" rs st2) (= st1 st2)))))</pre>
OCL Constraint:	context <code>_regular schedule'</code> inv: <code>_regular schedule'._start time'->size() = 1</code>

recurrence duration

Synonym:	repeat duration
Concept Type:	role
Definition:	duration that is between the occurrence intervals of the occurrences of consecutive schedule entries of the regular entry set of a regular schedule

regular schedule has recurrence duration

Definition:	the occurrence interval of an occurrence of the regular schedule starts recurrence duration before the occurrence interval of the next occurrence of the regular schedule
Necessity:	Each regular schedule has exactly one recurrence duration.
CLIF Axiom:	<pre>(forall (rs rd1) (if ("regular schedule has recurrence duration" rs rd1) (forall (rd2) (if ("regular schedule has recurrence duration" rs rd2) (= rd1 rd2)))))</pre>

OCL Constraint: context '_regular schedule'
inv: '_regular schedule'.'_recurrence duration'->size() = 1

recurrence count

Synonym: [repeat count](#)
Concept Type: [role](#)
Definition: [number](#) of [occurrences](#) of a [regular schedule](#)

regular schedule has recurrence count

Definition: [the recurrence count is the cardinality of the regular entry set of the regular schedule](#)
Necessity: [Each regular schedule has at most one recurrence count.](#)
CLIF Axiom: (forall (rs rc1)
(if ("regular schedule has recurrence count" rs rc1)
(forall (rc2)
(if ("regular schedule has recurrence count" rs rc2)
(= rc1 rc2)))))
OCL Constraint: context '_regular schedule'
inv: '_regular schedule'.'_recurrence count'->size() = 1
Note: This Necessity disallows unlimited [regular schedules](#).

To support financial contracts, [regular schedules](#) may have an [initial stub](#) and/or a [final stub](#) that identify special situations that come before or after the schedule's repeating component. For example a home mortgage is payable monthly, at the start of each calendar month, for 30 years. Because the mortgage is finalized in the middle of a calendar month, an initial payment is due for the period up to the due date of the first monthly payment. Similarly, a final payment is due for several remaining days after the last monthly payment. The [initial stub](#) and [final stub](#) of a [regular schedule](#) can capture the details of these initial and final payments.

initial stub

Concept Type: [role](#)
General Concept: [schedule entry](#)
Description: An [initial stub](#) identifies special business treatment that should happen before the start of the recurring portion of a [regular schedule](#).

regular schedule has initial stub

Necessity: [Each regular schedule has at most one initial stub.](#)
CLIF Axiom: (forall (rs is1)
(if ("regular schedule has initial stub" rs is1)
(forall (is2)
(if ("regular schedule has initial stub" rs is2)
(= is1 is2)))))
OCL Constraint: context '_regular schedule'
inv: '_regular schedule'.'_initial stub'->size() <= 1

final stub

Concept Type: [role](#)
General Concept: [schedule entry](#)

Description: A [final stub](#) identifies special business treatment that should happen after the end of the recurring portion of a [regular schedule](#).

[regular schedule has final stub](#)

Necessity: Each [regular schedule](#) has at most one [final stub](#).

CLIF Axiom: (forall (rs fs1)
(if ("regular schedule has final stub" rs fs1)
(forall (fs2)
(if ("regular schedule has final stub" rs fs2)
(= fs1 fs2)))))

OCL Constraint: context '_regular schedule'
inv: '_regular schedule'._final stub'->size() <= 1

The following glossary entries “expand” ['regular schedule'](#) to an implicit [schedule entry set](#), including any [initial stub](#) and [final stub](#). This enables the generic treatment (above) of [regular schedules](#) and [ad hoc schedules](#).

[regular entry set](#)

Definition: [schedule entry set](#) that is a [regular sequence](#)

[regular entry set of regular schedule](#)

Definition: the [cardinality of the regular entry set](#) is the [recurrence count of the regular schedule](#) and the [situation kind of each schedule entry of the regular entry set](#) is the [situation kind of the regular schedule](#) and the [time interval of the first member of the regular entry set](#) is the [start time of the regular schedule](#) and the [time interval of the schedule entry that is next after a given schedule entry of the regular entry set](#) is the [recurrence duration of the regular schedule plus the time interval of the schedule entry](#)

Description: The [regular entry set](#) is defined inductively as follows:
- The [recurrence count](#) specifies the number of [schedule entries](#).
- Each [schedule entry](#) has the [situation kind](#) of the [regular schedule](#).
- The first [schedule entry](#) has the [start time](#) of the [regular schedule](#).
- The [time interval](#) of each subsequent entry is computed from the [time interval](#) of the previous entry plus the [recurrence duration](#).

The following Necessity describes the construction of the (complete) schedule entry set of a regular schedule:

Necessity: The [schedule entry set of a regular schedule](#) is the [regular entry set of the regular schedule plus each initial stub of the regular schedule plus each final stub of the regular schedule](#).

CLIF Axiom: (forall (rs ses res)
(if (and
("regular schedule" rs)
("schedule defines schedule entry set" rs ses)
("regular schedule has regular entry set" rs res)
(exists (init) ("regular schedule has initial stub" rs init))
(exists (fin) ("regular schedule has final stub" rs fin)))
(= ses (setplus (setplus res init) fin))
))

CLIF Axiom: (forall (rs ses res)
(if (and
("regular schedule" rs)

```

    ("schedule defines schedule entry set" rs ses)
    ("regular schedule has regular entry set" rs res)
    (exists (init) ("regular schedule has initial stub" rs init))
    (not (exists (fin) ("regular schedule has final stub" rs fin)))
    (= ses (setplus res init))
  ))
CLIF Axiom: (forall (rs ses res)
  (if (and
    ("regular schedule" rs)
    ("schedule defines schedule entry set" rs ses)
    ("regular schedule has regular entry set" rs res)
    (not (exists (init) ("regular schedule has initial stub" rs init)))
    (exists (fin) ("regular schedule has final stub" rs fin)))
    (= ses (setplus res fin))
  ))
CLIF Axiom: (forall (rs ses res)
  (if (and
    ("regular schedule" rs)
    ("schedule defines schedule entry set" rs ses)
    ("regular schedule has regular entry set" rs res)
    (not (exists (init) ("regular schedule has initial stub" rs init)))
    (not (exists (fin) ("regular schedule has final stub" rs fin))))
    (= ses res)
  ))
OCL Definition: context '_regular schedule'
  inv: self._'schedule entry set' = self._'regular entry set'
    .plus(self._'initial stub').plus(self._'final stub')

```

17.4 Ad Hoc Schedule

[Ad hoc schedules](#) associate a [situation kind](#) with each [time interval](#) because (in the general case) different events happen at each [time interval](#).

ad hoc schedule

Definition: [schedule that does not have a recurrence duration or a recurrence count](#)

Note: An [ad hoc schedule](#) is a [set](#), not a [sequence](#), because the [time intervals](#) of the [ad hoc schedule](#) may not be unique and may not be ordered.

Necessity: [No ad hoc schedule is a regular schedule.](#)

CLIF Axiom: (forall (ahs "ad hoc schedule")
 (not ("regular schedule" ahs))))

OCL Constraint: context '_ad hoc schedule'
 inv: not self.ocllsTypeOf('_regular schedule')

18 Interchange of Duration Values and Time Coordinates (normative)

18.1 General

The foregoing parts of this specification provide a formal terminology for expressing facts and rules involving time concepts in business communications. The expressions for time intervals that are commonly used in business communications are based on time coordinates, duration values, references to occurrences, and on the verb concepts defined in sub clause 8.2 and Clauses 16 and 17. Further discussions of this can be found in Annex C.

Where those business communications are implemented by data exchanges, the terminology used in the formal exchange forms, such as XML, can be derived from the SBVR forms above, as specified in [SBVR] clause XXX, or from the corresponding UML model elements, as specified in [XMI].

The instances of <term>duration value</term> and <term>time coordinate</term>, and of the corresponding UML classes, however, have standard computational representations. The implementations of those concepts are said to be *datatypes*. This clause specifies the datatype representation of duration values and time coordinates in data exchanges.

There are two significantly different standards for the representation of duration values and time coordinates:

- ISO 8601 “Representation of dates and times”, which standardizes character string representations
- IETF RFC 5905 “Network Time Protocol”, which standardizes binary integer representations

To maximize compatibility with other standards, this specification proposes three compliance points:

- The XML Schema Compliance point requires support for the subset of ISO 8601 representations that is specified in [XML Schema Part 2 Datatypes]. Tools and documents that implement this compliance point can exploit the features of existing XML parsers and generators.
- The ISO 8601 Compliance point requires support for an extended subset of ISO 8601 that is sufficient to cover all of the duration value and time coordinate concepts specified in Clauses 9, 11, 12, and 13 of this specification. Tools that implement this compliance level can use standard XML parsers and generators for the datatypes defined by XML Schema, but must implement additional support as described in sub clause 18.1.
- The Internet Time Compliance point requires support for the representations of duration values and time coordinates that are specified in IETF RFC 5905. These forms should be used for time-critical applications in which calculations of durations and comparisons of time coordinates are intrinsic to aspects of the application.

These compliance points are further detailed below. This specification recommends the use of ISO 8601 forms (and related standards) for most business purposes.

18.2 Datatype representation of duration values

[ISO 8601] clause 4.4.3 defines a lexical representation for [duration values](#) as a component of time intervals. [XML Schema Part 2] defines a datatype named “duration” to represent duration values in XML documents. The XML Schema representation is compatible with ISO 8601 for representing duration values whose time unit is [year](#), [month](#), [day](#), [hour](#), [minute](#), or [second](#), or some combination thereof. ISO 8601 specifies a similar representation for duration values whose time unit is [week](#), but those representations are not permissible values of the XML Schema datatype ‘duration’.

XML Schema Compliance Point

Implementations of the XML Schema Compliance Point shall implement all of the duration value representations that are valid values of the XML Schema datatype ‘duration’. The requirement for representations in these forms applies to all exchanges, not just XML-based exchanges.

The XML Schema Part 2 clause 3.2.6.2 “Order Relation on Duration” does not apply to representations of [duration values](#). This specification describes a more comprehensive approach to ordering of [duration values](#) based on [duration value sets](#), and mandates that interpretation of ordering for duration values. Therefore, implementations should not rely on standard XML software libraries for the order relation on “duration”.

Tools that only implement this compliance point should convert duration values given in [weeks](#) to equivalent values given in [days](#).

ISO 8601 Compliance Point

Implementations of the ISO 8601 Compliance point shall support all valid values of the XML Schema datatype ‘duration’. In addition, implementations of this compliance point shall implement representation of [duration values](#) that include the time unit ‘[week](#)’ using the general form “PnYnWnDTnHnMnS”, where the term “nW” denotes a duration value whose time unit is ‘[week](#)’. In this representation, the year, day, and time of day components must conform to the rules defined in XML Schema Part 2 clause 3.2.6.1 for number of digits, value range, use of leading minus sign, reduced precision, and truncation. The number of weeks must be greater than 1. If the number of years, days, hours, minutes, or seconds equals zero, the number and corresponding designator may be omitted. Thus, the following examples are all legitimate:

P3W -- three weeks
P3W4D -- three weeks and 4 days
P1Y3W4D -- 1 year and 3 weeks and 4 days
P1Y3W4DT5H -- 1 year and 3 weeks and 4 days and 5 hours

XML elements that are used to interchange [duration values](#) that may include the ‘[week](#)’ [time unit](#) should have the “extendedDuration” XML element type defined as:

```
<xs:simpleType name="extendedDuration" >  
  <xs:restriction base="xs:string"/>  
</xs:simpleType>  
<xs:element name="extendedDuration" type="extendedDuration"/>
```

Conforming tools shall accept all ‘duration’ values as valid values of this “extendedDuration” type. Conforming tools shall also accept the standard XML Schema “duration” datatype as a representation for duration values.

Internet Time Compliance Point

Implementations of the Internet Time Compliance Point shall represent all duration values as 64-bit integer multiples of the base time unit for Internet Time (equal to 2^{-32} seconds, approximately 200 picoseconds), as specified in IETF RFC 5905. The actual representation of the (nominally binary) integer value depends on the nature of the exchange specification (e.g., JSON vs. XML).

18.3 Datatype representation of time coordinates

Table 18.1 shows all of the time coordinate types that are defined in this specification, and the corresponding time coordinate format specifications from ISO 8601 and XML Schema Part 2 Datatypes. Where both standards specify a representation for the same time coordinate type, the XML Schema form is identical to the ISO 8601 form. The XML Schema forms for the additional time coordinate types it supports are consistent with the overall approach in ISO 8601. In a similar way, this specification mandates the ISO 8601 forms and the XML Schema datatypes that support time coordinates specified herein, and extends the representation set in a way that is consistent with the ISO 8601 approach.

XML Schema Compliance Point

Implementations of the XML Schema Compliance Point shall implement all of the time coordinate representations that are valid values of the XML Schema datatypes specified in Table 18.1. The requirement for representations in these forms applies to all exchanges, not just XML-based exchanges.

The XML Schema Part 2 clause 3.2.7.4 “Order Relation on dateTime” does not apply. This specification describes a more comprehensive approach to ordering of [time coordinates](#) based on [time sets](#), and mandates that interpretation of ordering for [time coordinates](#). Therefore, implementations should not rely on standard XML software libraries for the order relation on “dateTime”.

For tools that conform only to this compliance point, the handling of time coordinates that have no XML Schema form is not specified. No support for such time coordinates is required, although conversion of [Gregorian year day coordinates](#) to [Gregorian year month day coordinates](#) is recommended.

Table 18.1 - Relationship between Date-Time time coordinates and standard forms

category of time coordinate	ISO 8601 type	XML Schema datatype
date time	date and time of the day (4.3)	dateTime
time of day coordinate	time of the day (4.2 generally)	time
Gregorian year month day coordinate	Calendar date (complete representation 4.1.1.1)	date
Gregorian year month coordinate	Calendar date (reduced precision 4.1.1.2 a)	gYearMonth
Gregorian year coordinate	year (reduced precision 4.1.1.2 b)	gYear
Gregorian month day coordinate	Calendar date (truncated representation 4.1.1.3 d)	gMonthDay
Gregorian month coordinate	month (truncated representation 4.1.1.3 e)	gMonth
Gregorian day of month coordinate	day of the month (truncated representation 4.1.1.3 f)	gDay
Gregorian day of year coordinate	day of the year (truncated representation 4.1.3.2 b)	

Table 18.1 - Relationship between Date-Time time coordinates and standard forms

Gregorian year day coordinate	Ordinal date (complete representation 4.1.3.1)	
ISO day of week coordinate	week date (truncated representation 4.1.4.3 g)	
ISO week of year coordinate	calendar week (truncated representation 4.1.4.3 f)	
ISO week day coordinate	week date (truncated representation 4.1.4.3 e)	
ISO year week coordinate	week date (reduced precision 4.1.4.2)	
ISO year week day coordinate	week date (complete representation 4.1.4.1)	

ISO 8601 Compliance Point

Implementations of the ISO 8601 Compliance point shall support all valid values of the XML Schema datatypes that appear in Table 18.1. In addition, implementations of this compliance point shall support the additional representations for the [time coordinate](#) types listed below. These additional lexical representations are, or are variants of, the formats already defined in ISO 8601. The design goal is to build upon ISO 8601 in as simple a manner as possible.

Table 18.2 specifies lexical representations for [time coordinate](#) types that are not supported by XML Schema datatypes. Several of these representations are specified in ISO 8601, as shown in the table. Tools shall generate and/or accept these representations using the “Extended format” described in ISO 8601.

In the representation formats specified in Table 18.2,

- “yyyy” represents a year number that should have four digits;
- “ddd” is a one- to three-digit number that indicates the day within the year (the ‘day of year’);
- “W” is the character ‘W’ – the week designator;
- “ww” is a one- or two-digit number that indicates the ISO week of year;

“d” is a single-digit that indicates the ISO day of week number (where 1 represents Monday).

Table 18.2 - Interchange Representations for Time Coordinates

time coordinate type	Lexical Representation	Source
Gregorian year day coordinate	yyyy-ddd	[ISO 8601] clause 4.1.3
ISO year week coordinate	yyyy-Www	[ISO 8601] clause 4.1.4
ISO year week day coordinate	yyyy-Www-d	[ISO 8601] clause 4.1.4
Gregorian day of year coordinate	----ddd	[ISO 8601] clause 4.1.3
ISO day of week coordinate	W-d	[ISO 8601] clause 4.1.3

ISO week of year coordinate	Www	[ISO 8601] clause 4.1.3
ISO week day coordinate	Www-d	[ISO 8601] clause 4.1.3

An ISO day of week coordinate is represented by the week designator “W” (without an ISO week number), followed by one dash, followed by a single ISO day of week number.

An ISO week of year coordinate is represented by the week designator “W”, followed by a one- or two-digit ISO week of year number.

An ISO week day coordinate is represented by the week designator “W”, followed by a one- or two-digit ISO week of year number, followed by one dash and a single-digit ISO day of week number.

XML elements that are used to interchange [time coordinates](#) that may have any of the formats listed in Table 18.2 should have the “extendedDateTime” XML element type defined as:

```
<xs:simpleType name="extendedDateTime" >
  <xs:restriction base="xs:string"/>
</xs:simpleType>
<xs:element name="extendedDateTime" type="extendedDateTime"/>
```

Conforming tools shall accept all ‘dateTime’ values as valid values of this “extendedDateTime” type. Conforming tools shall also accept the standard XML Schema “dateTime” datatypes as representations for the corresponding time coordinate types.

Internet Time Compliance Point

Implementations of the Internet Time Compliance Point shall represent all [absolute time coordinate](#) instances as an amount of time since midnight, January 1, 1900. The amount of time is a [duration value](#) and shall be represented in the Internet Time form for duration values (see 1.2).

Internet Time cannot be used to represent any [relative time coordinate](#). Internet Time cannot be used to represent any time point prior to January 1, 1900.

Implementations that support the Internet Time Compliance Point are encouraged to implement one of the other compliance points for more general uses of time coordinates.

Annex A - Attachments

(normative)

This annex lists the machine-readable attachments that are included in this specification, and identifies which are normative and which are informative. The latest version of these files can be found at: <http://www.omg.org/spec/DTV>.

Table A.1 - Machine-readable Attachments

File	Type	Description	Status
dtv-sbvr.xml	SBVR XMI	SBVR interchange file derived from the text of this specification	normative
dtv-uml.xml	UML	UML model of the Date-Time vocabulary, in standard XMI form. Validated by the OMG UML validator.	normative
dtv.ocl	OCL	OCL constraints stripped out of the text of this specification. The plan is to eventually merge them into the UML model.	normative
dtv.clif	CLIF	CLIF axioms stripped out of the text of this specification. Consistency checked via the Kojeware CLIF Validation Service at http://www.kojeware.com/clif-file-validator . Not yet validated semantically.	normative
dtv-owl.zip	OWL	OWL models of parts of the specification, a ZIP of separate .owl ontology files. Validated using Pellet.	informative
dtv-md.xml	XMI	UML model of the Date-Time vocabulary, in MagicDraw native form, with diagrams.	ancillary

Annex B - References

(informative)

The authors reviewed a number of standards documents and academic papers. These are listed here.

- Allen Allen, James, *Maintaining Knowledge about Temporal Intervals*, Communications of the ACM, Volume 26, Issue 11, November 1983, pp. 832-843, <http://portal.acm.org/citation.cfm?id=358434>.
- Alspaugh Alspaugh, Thomas, *Allen's interval algebra*, February 14 2008, <http://www.ics.uci.edu/~alspaugh/foundations/allen.html>.
- BPMN Object Management Group (OMG), *Business Process Model and Notation*, 1.1, January, 2008, <http://www.omg.org/spec/BPMN>.
- Casati Casati, Roberto and Varzi, Achille C., *Parts and Places*, MIT Press, 1999.
- Davidson Davidson, Donald, *The Logical Form of Action Sentences*. In: Nicholas Rescher (ed.), *The Logic of Decision and Action*, Pittsburgh: The University Press, pp. 81-95. (1967). Cited in [Kamp, Reyle].
- Enhanced Time Object Management Group (OMG), *Enhanced View of Time Specification*, Version 2.0, January 2008, <http://www.omg.org/EVoT>.
- Halpin 2007 Halpin, Terry, Temporal Modeling, four-part series:
 - Part 1, February 2007, <http://www.brcommunity.com/b332.php>.
 - Part 2, June 2007, <http://www.brcommunity.com/b351.php>.
 - Part 3, November 2007, <http://www.brcommunity.com/b374.php>.
 - Part 4, April 2008, <http://www.brcommunity.com/b411.php>.
- Halpin 2008 Halpin, Terry, *OWL Time*, 2008, presentation received in private communication.
- Haley Haley, Paul, *Understanding events and processes takes time*, February 19 2008, <http://haleyai.com/wordpress/2008/02/19/understanding-events-and-processes-takes-time/>.
- Hayes Hayes, Pat, *A Catalog of Temporal Theories*, University of Illinois Technical Report UIUC-BI-AI-96-01, 1995-1996, <http://www.ihmc.us/users/phayes/docs/TimeCat96.pdf>.
- Hobbs 2004 Hobbs, Jerry, *An OWL Ontology of Time*, July 2004, <http://www.isi.edu/~hobbs/time/owl-time-july04.txt>.
- Hobbs 2008 Hobbs, Jerry, *Time Representation*, email on Ontolog-Forum, January 21, 2008, <http://ontolog.cim3.net/forum/ontolog-forum/2008-01/msg00336.html>.
- iCalendar Internet Engineering Task Force (IETF), *Internet Calendaring and Scheduling Core Object Specification*, RFC 2445, November 1998, <http://www.ietf.org/rfc/rfc2445.txt>.
- IEC 60050-111 International Electrotechnical Committee, *International Electrotechnical Vocabulary - Chapter 111: Physics and chemistry*, Edition 2.0, 1996-07, Available from IEC website.
- IERS International Earth Rotation and Reference Service. See www.iers.org

IKL Guide	Hayes, Pat, Florida Institute for Human and Machine Cognition, <i>IKL Guide</i> . Available at www.ihmc.us/users/phayes/ikl/guide/guide.html .
Inter Gravissimas	Pope Gregory XIII, <i>Inter Gravissimas</i> , papal bull issued 24 February 1582, prepared in English, Latin, and French by R.T.Crowley for ISO TC154 on 27 December 2002.
International Meridian Conference	International Conference Held at Washington for the Purpose of Fixing a Prime Meridian and a Universal Day, October, 1884. Protocols of the Proceedings available at http://www.gutenberg.org/etext/17759 .
International Time	Object Management Group (OMG), <i>Internationalization, Time Operations, and Related Facilities</i> , Version 1.0, January 2000, http://www.omg.org/spec/ITFAC .
ISO 31-1	International Standards Organization (ISO), <i>Quantities and units – Part 1: Space and Time</i> . Replaced by ISO/IEC 80000-3:2007.
ISO 8601	International Standards Organization (ISO), <i>Data elements and interchange formats – Information interchange – Representation of Dates and Times</i> , Third edition, December 1, 2004, http://www.iso.org/iso/catalogue_detail?csnumber=40874 .
ISO 18026	International Standards Organization (ISO), <i>Information technology – Spatial Reference Model (SRM) Information technology – Spatial Reference Model (SRM)</i> , 2009. http://www.iso.org/iso/iso_catalogue/catalogue_tc/catalogue_detail.htm?csnumber=54166
ISO 18629	International Standards Organization (ISO), <i>Industrial Automation Systems and Integration – Process Specification Language (PSL)</i> , 2004, http://www.iso.org:80/iso/iso_catalogue/catalogue_tc/catalogue_detail.htm?csnumber=35431 .
ISO 24617-1	International Standards Organization (ISO), <i>Language resource management – Semantic annotation framework (SemAF) – Part 1: Time and events – Committee Draft</i> , August 4, 2008, http://www.tc37sc4.org/new_doc/iso_tc37_sc4_n269_ver10_wg2_24617-1_semaf_time_utf8.pdf .
ISO/IEC 80000-3	International Standards Organization (ISO), <i>Quantities and units -- Part 3: Space and time</i> , http://www.iso.org/iso/iso_catalogue/catalogue_tc/catalogue_detail.htm?csnumber=31888
Kamp, Reyle	Kamp, Hans and Reyle, Uwe, <i>From Discourse to Logic</i> , Kluwer Academic Publishers (1993).
KnowGravity	KnowGravity Inc., <i>CASSANDRA/xUML User's Guide</i> , April 2008.
Lee	Lee, Kiyong et. al., <i>ISO-TimeML and its Applications</i> , August 24, 2007, http://www.tc37sc4.org/new_doc/iso_tc37_sc4_N385_wg2_iso-timeml_provo2007_beamer_utf8.pdf .
MARTE	Object Management Group (OMG), <i>UML Profile for Modeling and Analysis of Real-time and Embedded Systems</i> , v1.0, November, 2009, http://www.omg.org/spec/MARTE .
Menzels	Menzels, Chris, <i>Actualism</i> , article in the <i>Stanford Encyclopedia of Philosophy</i> , December 8, 2008.
Mueller	Mueller, Erik T., <i>Common Sense Reasoning</i> , Morgan Kaufmann, 2006, ISBN 978-0-12-369388-4.
NTP	Internet Engineering Task Force, RFC 1305 <i>Network Time Protocol (Version 3)</i> http://tools.ietf.org/pdf/rfc1305 . (RFC 5905 is a proposed update of RFC 1305.)
OWL Time	World Wide Web Consortium (W3C), <i>An OWL Ontology of Time</i> , 27 September 2006, http://www.w3.org/TR/owl-time/ .
OWL Time Home	<i>OWL Time (formerly DAML-Time)</i> , “home page”, http://www.isi.edu/~hobbs/owl-time.html .

Pan	Pan, Feng, <i>Representing Complex Temporal Phenomena for the Semantic Web and Natural Language</i> , PhD Thesis, 2007, http://www.isi.edu/~hobbs/time/pub/pan-phdthesis.pdf .
Parsons	Parsons, Terence, <i>Events in the Semantics of English: a study in subatomic semantics</i> , MIT Press, 1990, ISBN 0-262-16120-6, http://www.humnet.ucla.edu/humnet/phil/faculty/tparsons/Event%20Semantics/download.htm
QUDV	Object Management Group (OMG), <i>SysML 1.2 Annex C.5, Quantities, Units, Dimensions, Values</i> , http://www.omgwiki.org/OMGSysML/doku.php?id=sysml-qudv:quantities_units_dimensions_values_qudv
QUOMOS	OASIS <i>Quantities and Units of Measure Ontology Standard</i> (QUOMOS) Technical Committee, http://www.oasis-open.org/committees/tc_home.php?wg_abbrev=quomos
SBVR	Object Management Group (OMG), <i>Semantics of Business Vocabulary and Business Rules</i> (SBVR), v1.0, January 2008, OMG document formal/08-01-02, http://www.omg.org/spec/1.0/ .
Schedulability	Object Management Group (OMG), <i>UML Profile for Schedulability, Performance, and Time Specification</i> , Version 1, January 2005, http://www.omg.org/spec/SPTP .
SI	Bureau International des Poids et Mesures (BIPM), <i>The International System of Units</i> , 8 th edition, 2006, http://www.bipm.org/utis/common/pdf/si_brochure_8.pdf .
Simons	Simons, Peter, <i>Parts: A Study in Ontology</i> , Oxford University Press, 1987.
SysML	Object Management Group (OMG), <i>Systems Modeling Language V1.0</i> , September 2007, http://www.omg.org/spec/SysML .
TimeML	TimeML Working Group, <i>Semantic Annotation: A TimeML Case Study ISO/</i> , January 8, 2007, http://www.tc37sc4.org/new_doc/ISO_TC37_SC4_N337_WG2_ISO-TimeML_Tilburg2007.pdf .
Time Services	Object Management Group (OMG), <i>Time Service Specification</i> , V1.1, May 2002, http://www.omg.org/spec/TIME .
UML Time	Object Management Group (OMG), <i>CommonBehaviors::SimpleTime</i> package of <i>UML SuperStructure</i> , V2.1.2, November 2007, http://www.omg.org/spec/UML/2.1.2/Superstructure/PDF .
VIM	International Standards Organization/International Electrotechnical Commission (ISO/IEC), <i>International Vocabulary for Metrology – Basic and General Concepts and Associated Terms</i> (VIM), 3 rd edition, JCGM 200:2008 http://www.bipm.org/utis/common/documents/jcgm/JCGM_200_2008.pdf
XML Schema	World Wide Web Consortium (W3C) Recommendation, <i>XML Schema Part 2: Datatypes Second Edition</i> , 28 October 2004, http://www.w3.org/TR/xmlschema-2/ .
Zoneinfo	Olson, Ted and the International Assigned Numbers Authority (IANA), <i>Time Zone Database</i> , available at http://www.iana.org/time-zones

Annex C - Business Usage Guidelines

(informative)

| Annex C is now published as a separate document <http://www.omg.org/spec/DTV/1.3/dtv-guidelines.pdf>.

The supporting document number is dtc/2015-02-11.

Annex D - Fundamental Concepts

(normative)

D.1 General

International standards, for example [VIM], [ISO 80000:3], and [ISO 18026] define [duration](#) as just one of many [quantity kinds](#), and [time scales](#) as one of many kinds of [coordinate systems](#). This permits the formation of [derived quantities](#) based on [durations](#) (e.g., velocity, which is length / [duration](#)), and multi-dimensional [coordinate systems](#) that include time as one dimension. [Coordinate systems](#) themselves depend upon mathematical concepts, such as [sequences](#). The axioms related to [time intervals](#) depend upon mereology concepts.

Unfortunately, there is no existing SBVR vocabulary or ODM ontology that addresses these concepts. The authors recognize that they are out-of-scope for this specification, but felt it necessary to imagine how this Date-Time Vocabulary would fit into a complete schema that addresses them. Annex D summarizes that schema in the form of several SBVR vocabularies.

There are a few existing OMG efforts covering this topic that are referenced in Annex B. The most recent of these is [QUDV], but it models the concept ‘[quantity](#)’ differently than here because of limitations of UML and SysML. In particular, QUDV does not model the distinction between ‘[quantity](#)’ and ‘[quantity value](#).’

There is one external group [QUOMOS] that is working in this area, and that is proposed as an OASIS Technical Committee effort called “Quantity and Unit of Measure Ontology Standard (QUOMOS).” As and when [QUOMOS] reaches completion, the contents of this section should be reviewed for possible alignment with [QUOMOS].

Sub clauses D.2 “Sequences” and D.4 “Mereology” are complete and consistent models of their topics and are normative.

Sub clause D.3 “Quantities Vocabulary” is informative because it addresses only the aspects of [quantities](#) and [units of measure](#) that are required by the Date-Time Vocabulary, and because the other groups mentioned above have the charter to fully address the topic.

D.2 Sequences (normative)

The ‘sequence’ concept models ordered collections of [things](#) in which the [things](#) are ordered by assigning numbers ([indices](#)) to them within the collection, as distinct from any particular properties of the [things](#) themselves. The model does not preclude the use of properties in creating [indices](#), and it does not require the [indices](#) to be consecutive in the general case.

[Regular sequences](#) provide the mathematical foundation of [time scales](#).

There are two somewhat different models of [sequence](#) that are in common use. Using UML terminology, we may call them the “composite model” and the “aggregation model.” In the composite model, the existence and conceptualization of the [members](#) is dependent on the existence and conceptualization of the [sequence](#). In these [sequences](#), the [index](#) of a [member](#) is intrinsic to the [member](#) – its meaning is bound up with its position in the [sequence](#). This is the case with time concepts like [months of year](#) or [hours of day](#): [2:00](#) is the [hour of day](#) that occurs immediately after [1:00](#); its definition depends on the [sequence](#).

In the aggregation model, the [members](#) of the [sequence](#) have independent existence, with intrinsic properties that are independent of the [sequence](#). The [sequence](#) conceptualizes (and imposes) an ordering on the [members](#) that is not intrinsic to the [members](#) themselves. In these [sequences](#), the [indices](#) of the [members](#) are extrinsic – the [member](#) acquires the [index](#) by being included in the [sequence](#), and it can have other [indices](#) in other [sequences](#). In some such [sequences](#), a

given [member](#) can occur more than once. A common example is a list of authorized suppliers in order of preference or total order volume. Similarly, [time intervals](#) exist without clocks, and although they are intrinsically ordered, they only acquire [indices](#) when we impose a standard clock and a [time offset](#) on them.

The model presented here is general enough to support both models, but each actual [sequence](#) will use it differently, depending on the nature of its [members](#). The model below distinguishes between the things that are by definition [elements](#) of the [sequence](#) – the [sequence positions](#) – and [things](#) that exist independently and are ordered by the [sequence](#) – the [members](#). [Time scales](#), such as clocks and calendars, are defined to be [sequences](#) whose [members](#) are [time points](#), such as ‘hour of day’. The [sequence positions](#) of each time scale (sequence) have [indices](#) that are used to number the time points that are their members. The application of [time scales](#) to the [Time Axis](#), causes the assignment of [time intervals](#) as [instances](#) of the [time points](#). Thus, one time interval in each day is an instance of the ‘hour of day’ with index 12, i.e., 12 o’clock.

Sequences Vocabulary

General Concept: [terminological dictionary](#)
 Included Vocabulary: [SBVR-DTV Vocabulary](#)
 Language: [English](#)
 Namespace URI: <http://www.omg.org/spec/DTV/20160301/dtv-sbvr.xml#SequencesVocabulary>

D.2.1 General Sequence Concepts

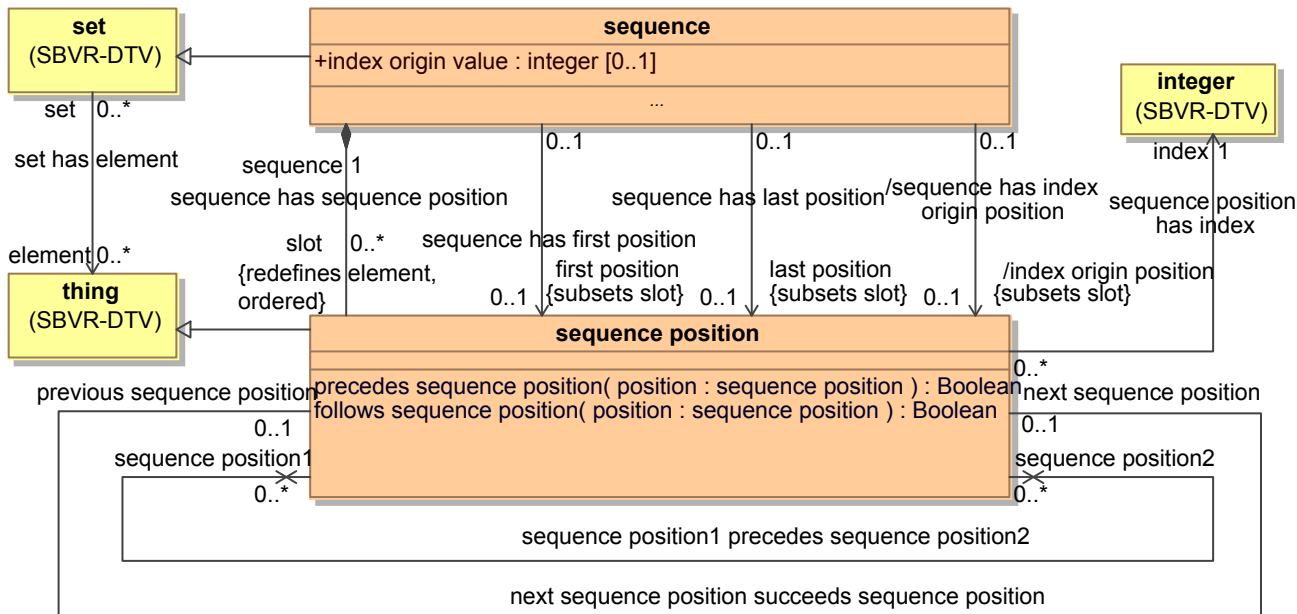


Figure D.1 - Sequences

sequence

- Definition: [set](#) whose [elements](#) are ordered by their [indices](#)
- Note: "Sequence" is a conceptual mechanism for ordering [things](#). A [sequence](#) is made up of [sequence positions \(slots\)](#), each of which may have a [member](#). These [members](#) are the [things](#) that [participate](#) in the [sequence](#). For convenience, the [things](#) that are the [members](#) of the [sequence positions](#) of a [sequence](#) are also called the [members](#) of the [sequence](#).
- Note: In the general case, a given [thing](#) may [participate](#) in a [sequence](#) more than once, i.e., as more than one [member](#) of the same [sequence](#). See '[regular sequence](#)' for a kind of [sequence](#) where a [thing](#) is constrained to [participate](#) at most once in the [sequence](#).
- Note: Each [sequence](#) defines an ordering on its [sequence positions](#), by assigning an integer [index](#) to each [sequence position](#), and using the ordering of the [integers](#) to order the [members](#). The index assignment may be based on some natural characteristics of the [members](#), or it may be just sequential position numbers, or it may be some other numbering scheme associated with the meaning of the [sequence](#). In general, the index assignments need not reflect any natural ordering of the [members](#). That is, the ordering of the [members](#) of a [sequence](#) can be specific to the sequence concept.

sequence position

- Synonym: [slot](#)
- Definition: [element](#) of a given [sequence](#)
- Note: A [sequence](#) is a [set](#) of [sequence positions](#). Each [sequence position](#) is an [element](#) of the [sequence](#) that defines it, and no other.
- Note: Each [sequence position](#) has an integer [index](#) associated with it. The ordering on the [sequence](#) is induced on it by the natural ordering of the [integers](#).

sequence has sequence position

- Synonymous Form: [sequence position in sequence](#)
- Necessity: [Each sequence position is of exactly one sequence.](#)
- CLIF Axiom: (forall (seq sp)
(if ("sequence has sequence position" seq sp)
(and
(sequence seq)
("sequence position" sp)
(forall (seq2)
(if ("sequence has sequence position" seq2 sp)
(= seq2 seq))))))
- Possibility: [Some sequence has no sequence positions.](#)
- Note: This verb concept is a specialization of SBVR's '[thing is in set](#).'

index

- Synonym: [indices](#)
- Concept Type: [role](#)
- General Concept: [integer](#)
- Note: The basis for assigning a particular [index](#) to a given [sequence position](#) might be a characteristic of the [member of the sequence position](#) (such as weight, etc.). This technique would order the [members](#) by weight, or inversely by weight, depending on the index assignments.

Note: Negative indices are meaningful for time scales of years that extend before year zero.

sequence position *has* index

Synonymous Form: index *indexes* sequence position

Definition: the index is assigned to the sequence position and is used in ordering the sequence positions in the sequence

Necessity: Each sequence position *has exactly one* index.

Necessity: If the index₁ of some sequence position₁ of some sequence equals the index₂ of some sequence position₂ of the sequence then sequence position₁ *is* sequence position₂.

CLIF Axiom: (forall (seq sp1 sp2 x1 x2)
(if
(and
("sequence has sequence position" seq sp1)
("sequence has sequence position" seq sp2)
("sequence position has index" sp1 x1)
("sequence position has index" sp2 x2)
(= x1 x2))
(= sp1 sp2)))

CLIF Axiom: (forall ((sp "sequence position"))
(exists ((x1 "integer"))
(and
("sequence position has index" sp x1)
(forall (x2)
(if
("sequence position has index" sp x2)
(= x1 x2))))))

OCL Constraint: context sequence:
inv: self._'sequence position'->forall(sp1 |
self._'sequence position'->forall(sp2 |
indexOf(sp1) = indexOf(sp2) implies sp1 = sp2))

sequence position₁ *precedes* sequence position₂

Synonymous Form: sequence position₂ *follows* sequence position₁

Definition: the index of sequence position₁ *is less than* the index of sequence position₂ .

CLIF Definition: (forall (sp1 sp2 x1 x2)
(if
(and
("sequence position has index" sp1 x1)
("sequence position has index" sp2 x2))
(iff ("sequence position1 precedes sequence position2"
sp1 sp2)
(exists ((seq sequence))
(and
("sequence has sequence position" seq sp1)
("sequence has sequence position" seq sp2)
(< x1 x2))))))

Note: This is the ordering relation on the sequence positions.

next sequence position

Definition: [sequence position](#) that *succeeds* a given [sequence position](#)

General Concept: [sequence position](#)

Concept Type: [role](#)

Note: In a [finite sequence](#), the [last position](#) does not have a [next sequence position](#).

next sequence position succeeds sequence position

Synonymous Form: [next sequence position](#) is next after [sequence position](#)

Synonymous Form: [sequence position](#) is just before [next sequence position](#)

Synonymous Form: [sequence position](#) has [next sequence position](#)

Definition: [next sequence position](#) follows [sequence position](#) and the [index of next sequence position](#) is less than or equal to the [index of each sequence position₂](#) that follows [sequence position](#).

Necessity: Each [sequence position](#) has at most one [next sequence position](#).

CLIF Definition: (forall (sp nsp)
(iff ("next sequence position succeeds sequence position"
nsp sp)
(and
("sequence position1 precedes sequence position2"
sp nsp)
(not (exists (sp2)
(and
("sequence position1 precedes sequence position2"
sp sp2)
("sequence position1 precedes sequence position2"
sp2 nsp)))))))

OCL Definition: context '_sequence position'
inv: self._'sequence position1 precedes sequence position2'
(self._'next sequence position'
and self._'sequence position2'->forAll(sp2 |
self._'next sequence position'.index <= sp2.index)

first position

Concept Type: [role](#)

General Concept: [sequence position](#)

sequence has first position

Definition: the [index of the first position](#) is less than or equal to the [index of each sequence position in the sequence](#)

Necessity: Each [sequence](#) has at most one [first position](#).

Possibility: A [sequence](#) has no [first position](#).

Necessity: No [sequence position](#) precedes the [first position of each sequence](#).

last position

Concept Type: [role](#)
 General Concept: [sequence position](#)

sequence has last position

Definition: **the index of the last position is greater than or equal to the index of each sequence position in the sequence**
 Necessity: **Each sequence has at most one last position.**
 Possibility: **A sequence has no last position.**
 Necessity: **No sequence position succeeds the last position of each sequence.**

D.2.2 Sequence Members

This sub clause extends the [sequence](#) model to accommodate situations in which the [sequence position](#) itself is artificial – it represents the role of some [thing](#) that exists independently from the [sequence](#).

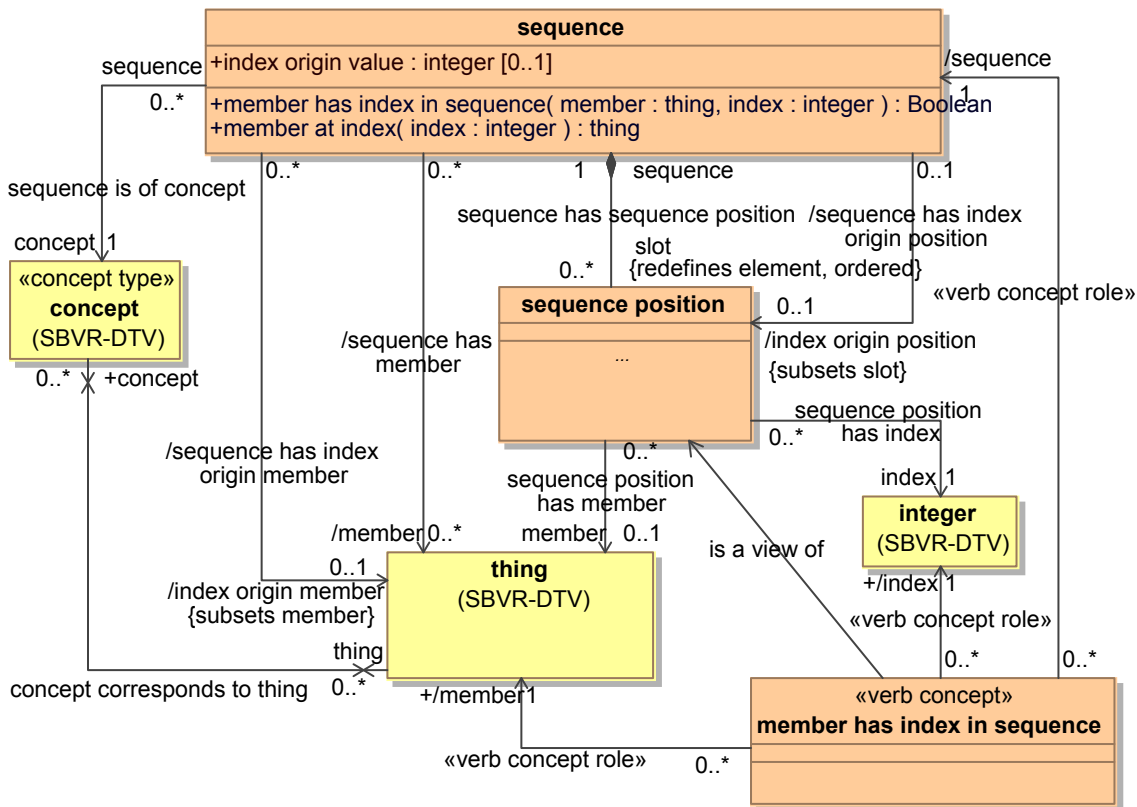


Figure D.2 - Sequence Members

member

Concept Type: [role](#)
 General Concept: [thing](#)

Definition: [thing that is in a given sequence position](#), and by extension, any [thing](#) that participates in a given [sequence](#)

[sequence position has member](#)

Synonymous Form: [slot contains member](#)

Synonymous Form: [member is in sequence position](#)

Synonymous Form: [member in sequence position](#)

Necessity: Each [sequence position has](#) at most one [member](#).

Possibility: A [sequence position has](#) no [member](#).

Possibility: Each [thing is the member of](#) zero or more [sequence positions in](#) zero or more [sequences](#).

Note: For some [sequences](#), the [sequence positions](#) have meaning in their own right, and may or may not have [members](#). For example, the meaning of a [scale point](#) is a [quantity](#).

[member participates in sequence](#)

Synonymous Form: [sequence has member](#)

Synonymous Form: [member of sequence](#)

Synonymous Form: [member in sequence](#)

Definition: [the member is the member of a sequence position of the sequence](#)

CLIF Definition: (forall ((s sequence) (member thing))
(iff ("sequence has member" s member)
(exists ((sp "sequence position"))
(and ("sequence has sequence position" s sp)
("sequence position has member" sp m))))))

OCL Definition: context sequence
def: '_member participates in sequence'
(member: thing, s: sequence)
: Boolean =
self._'sequence position'->exists(sp |
sp.member = member)

Note: [Things](#) are assigned as [members](#) of a [sequence](#) to induce a desired ordering relation among the [things](#). Thus, a given [set of things](#) may be ordered differently in different [sequences](#) by their weight, height, arrival time in a queue, service priority, etc.

[member has index in sequence](#)

Synonymous Form: [sequence has member with index](#)

Definition: The [sequence has](#) a [sequence position that has an index that equals the index](#), and the [sequence position has](#) a [member that is the member](#).

CLIF Definition: (forall (member index s)
(iff ("member has index in sequence" member index s)
(and
(sequence s) (integer index)
(exists (sp)
(and
("sequence has sequence position" s sp)))))

("sequence position has index" sp index)
("sequence position has member" sp member))))))

OCLE Definition: context sequence
def: '_member has index in sequence'
(member: thing, i: integer, s: sequence)
: Boolean =
self._'sequence position'->exists(sp |
sp.index = index and sp.member = member)

Note: This verb concept states that in a given [sequence](#) the position that is given by the [index](#) is occupied by the [member](#). A given thing can have zero, one, or more than one indices in a given sequence.

Possibility: [A thing has more than one index in the same sequence.](#)

Note: The primary verb concept wording and the synonymous form given above are "sentential forms". Following the conventions described in Clause 6, the corresponding CLIF predicate and OCL operation yield a Boolean result. In addition, this verb concept has a "noun form" ([member with index in sequence](#)), for which the corresponding CLIF and OCL functions return the thing that plays the [member](#) role in the relationship.

Synonymous Form: [member with index in sequence](#)

Note: The Synonymous Form given above is an SBVR "noun form" that yields a [member](#) given an [index](#) and a [sequence](#).

CLIF Definition: (forall (member index s)
(iff (= member ("member with index in sequence" index
s))
("member has index in sequence" member index s)))

OCLE Definition: context sequence
def: '_member with index in sequence'
(index: integer, s sequence)
: thing =
self._'sequence position'->select(sp |
sp.index = index).member

[sequence is of concept](#)

Definition: [The concept corresponds to each member of the sequence](#)

CLIF Definition: (forall (s c)
(iff ("sequence is of concept" s c)
(and
(sequence s) (concept c)
(forall (member)
(if ("member participates in sequence" member s)
("meaning corresponds to thing" c member))))
)))

OCLE Definition: context sequence
def: '_sequence is of concept'(c: concept)
: Boolean =
sequence._'sequence position'.member->forall(m |
'concept corresponds to instance'(c m))

Necessity: [Each sequence is of at least one concept.](#)

Note: Constraints based on the verb concept '[sequence is of concept](#)' limit each [member](#) to be an [instance of](#) the [concept](#). If more than one such constraint is stated for the same [sequence](#), every [member](#) must satisfy all such constraints.

Note: Such constraints can be relaxed as needed by specifying that a [sequence is of](#) any convenient [more general concept](#) of the [members](#) of the [sequence](#). Since the concept '[thing](#)' is a [more general concept](#) of all other [object types](#), a [sequence](#) that '[is of thing](#)' permits [members](#) of any type.

D.2.3 Index Origin

[index origin member](#)

Concept Type: [role](#)

Definition: [member](#) that is assigned the [index that is the index origin value](#)

Note: This is a primitive definition. Either '[index origin member](#)' or '[index origin value](#)' must be defined in terms of the other.

Note: For [sequences](#) that have a [first member](#), the [first member](#) is usually designated as the [index origin member](#). In a [sequence](#) that has no [first member](#), the [index origin member](#) is usually determined by association to some real world event or property.

Example: The [member](#) with [index 1875](#) (the year of the [Convention du Mètre](#)) is the [index origin member](#) of the [Gregorian years scale](#).

[index origin value](#)

Concept Type: [role](#)

General Concept: [integer](#)

Note: The [index origin value](#) is most commonly either [0](#) or [1](#).

Example: The [first member](#) of [time scales](#) of [hours](#), [minutes](#), and [seconds](#) has [index origin value 0](#) because these are counted from [0](#) by convention.

Example: The [first member](#) of [time scales](#) of [years](#), [months](#), [weeks](#), and [days](#) has [index origin value 1](#) because these are counted from [1](#) by convention.

[index origin position](#)

Concept Type: [role](#)

General Concept: [sequence position](#)

[sequence has index origin member](#)

Definition: The [index origin member of the sequence is the member of the index origin position of the sequence](#).

Necessity: Each [sequence has at most one index origin member](#).

CLIF Axiom: (forall (seq) (forall (iom)
(if ("sequence has index origin member" seq iom)
(and
(forall (m)
(if ("sequence has index origin member" seq m)
(= m iom)))))))

OCL Constraint: context sequence
inv: sizeOf(self._'index origin member') <= 1

sequence has index origin value

Necessity: Each **sequence has at most one index origin value**.

CLIF Axiom: (forall (seq) (forall (iov) (if ("sequence has index origin value" seq iov) (and (integer iov) (forall (iv2) (if ("sequence has index origin value" seq iv2) (= iov iv2))))))))

OCL Constraint: context sequence
inv: sizeOf(self._'index origin value') <= 1

sequence has index origin position

Necessity: Each **sequence has at most one index origin position**.

Necessity: The **index of the index origin position equals the index origin value of the sequence**.

CLIF Axiom: (forall (s p) (iff ("sequence has index origin position" s p) (exists (iov) (and ("sequence has index origin value" s iov) ("sequence position has index" p iov))))))

OCL Constraint: context sequence
inv: sequence._'index origin value' = sequence._'index origin position'.index

D.2.4 Kinds of Sequences

This clause defines various sequence types in order to clarify the distinctions among and meaning of each type.

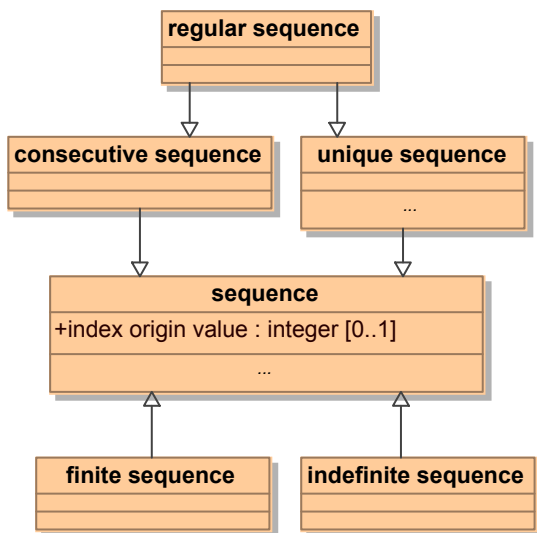


Figure D.3 - Kinds of Sequences

consecutive sequence

Definition: [sequence that each sequence position of the sequence that is not the first position of the sequence is next after a sequence position₂](#), and the [index of the sequence position equals 1 plus the index of the sequence position₂](#)

Description: A [consecutive sequence](#) is a [sequence](#) in which consecutive sequence positions have consecutive indices.

CLIF Definition: (forall (s) (iff ("consecutive sequence" s)
(and
(sequence s)
(forall (sp1 sp2 x1 x2)
(if
(and
("sequence has sequence position" s sp1)
("next sequence position succeeds sequence position" sp2 sp1)
("sequence position has index" sp1 x1)
("sequence position has index" sp2 x2))
(= x2 (+ x1 1))))
)))

OCL Definition: context '_consecutive sequence'
inv: self._'sequence position'->forall(sp |
not (self._'first position'->exists()
and sp = self._'first position')
implies self._'sequence position'.indexOf(sp) =
1 + self._'sequence position'
->indexOf(sp._'previous sequence position'))

Note: In a [consecutive sequence](#), the [indices](#) of the [members](#) are consecutive [integers](#).

unique sequence

Definition: [sequence that has no member that is the member of more than one sequence position of the sequence](#)

CLIF Definition: (forall (s)
(iff ("unique sequence" s)
(and
(sequence s)
(forall (sp1 sp2 t1 t2)
(if
(and
("sequence has sequence position" s sp1)
("sequence has sequence position" s sp2)
("sequence position has member" sp1 t1)
("sequence position has member" sp2 t2)
(not (= sp1 sp2)))
(not (= t1 t2))))))))

OCL Definition: context sequence
inv: self.member->forall(m |
self._'sequence position'.member->isUnique (m2 | m = m2))

Necessity: [Each thing has at most one index in each unique sequence.](#)

CLIF Axiom: (forall (thing (x1 integer) (x2 integer) (us "unique sequence"))
 (if (and
 ("member has index in sequence" thing x1 us)
 ("member has index in sequence" thing x2 us))
 (= x1 x2)))

OCL Constraint: context '_unique sequence'
 ???

regular sequence

Definition: consecutive sequence that *is* a unique sequence

CLIF Definition: (forall (s)
 (iff ("regular sequence" s)
 (and
 ("consecutive sequence" s)
 ("unique sequence" s))))

Note: Regular sequences are the basis of scales (clause D.3).

finite sequence

Definition: sequence that *has* a cardinality

indefinite sequence

Definition: sequence that *does not have* a cardinality

Note: This definition relies on the fact that 'set has cardinality' (in MRV) has the Necessity "Each set has at most one cardinality." An indefinite sequence has an unknown or unspecified number of elements, hence it does not have a 'cardinality'.

Note: 'Finite sequence' is used in this specification as the basis 'finite time scales', such as the 'Gregorian year of months scale'. 'Indefinite time sequence' is the basis of 'indefinite time scales' such as the 'Gregorian years scale'. The key distinction is that finite time scales have a specified number of sequence positions, whereas the number of sequence positions of indefinite time scales is not known.

Note: Different scientific, religious, and cultural traditions have varying views as to whether there is a first or last calendar year. This specification avoids taking a position about that by using the term 'indefinite sequence' rather than 'infinite sequence'.

D.2.5 Sequence Member Relationships

The following concepts are relationships that a sequence imposes on its members.

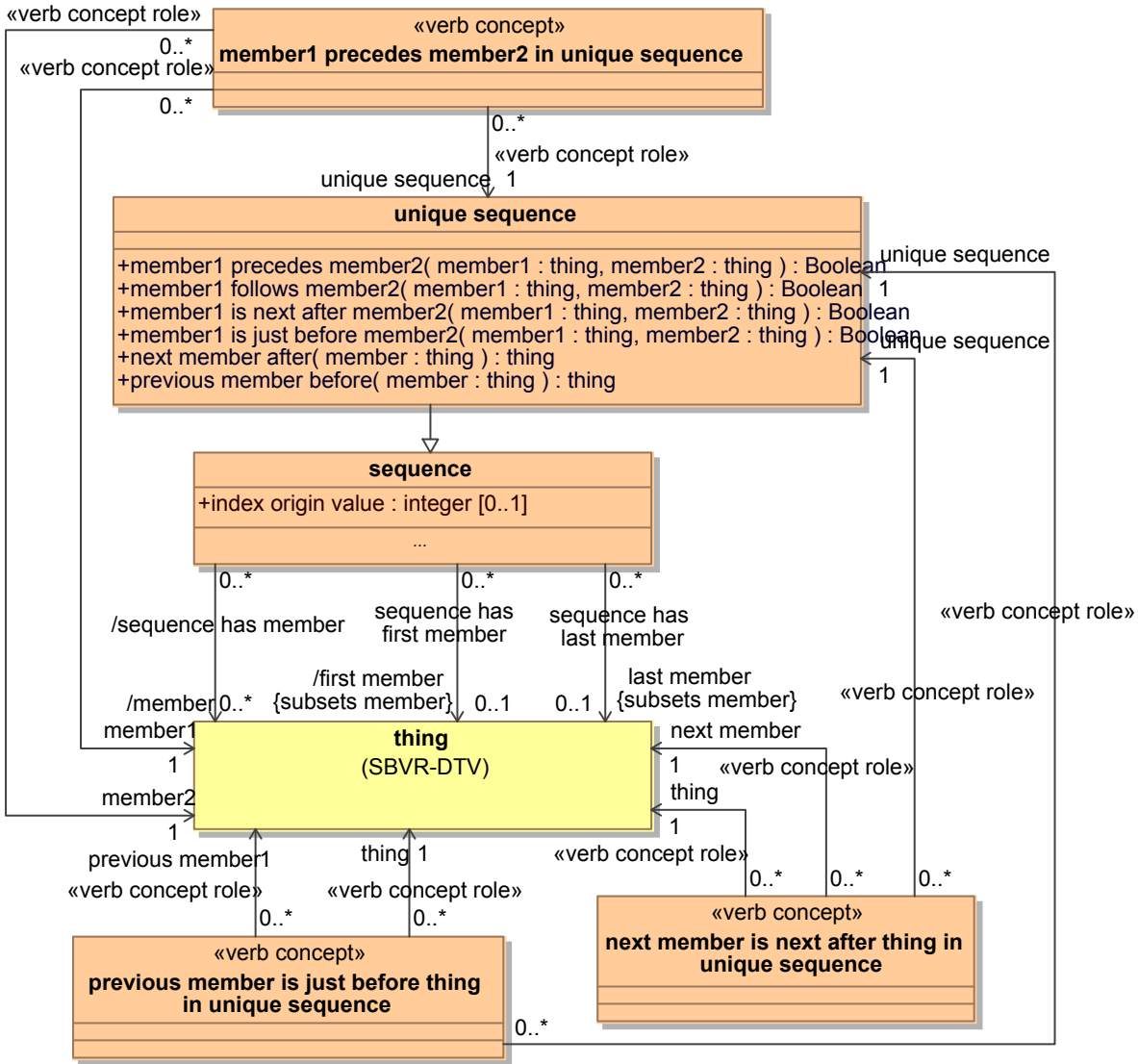


Figure D.4 - Sequence Member Relationships

member₁ precedes member₂ in unique sequence

Synonymous Form: [member₂ follows member₁ in unique sequence](#)

Definition: [member₁ participates in the unique sequence and member₂ participates in the unique sequence and each sequence position₁ of member₁ in the unique sequence precedes each sequence position₂ of member₂ in the unique sequence](#)

CLIF Definition: (forall ((s sequence)(m1 thing)(m2 thing))
 (iff ("member1 precedes member2 in unique sequence"
 m1 m2 s)
 (and
 ("member participates in sequence" m1 s)

```

("member participates in sequence" m2 s)
(forall ((sp1 "sequence position")
        (sp2 "sequence position"))
  (if
    (and
      ("sequence position of member" sp1 m1)
      ("sequence position of member" sp2 m2))
      ("sequence position1 precedes
sequence position2" sp1 sp2))))))

```

OCL Definition: context sequence
 def: `'_member1 precedes member2 in unique sequence'`
 (m1: thing, m2: thing) : Boolean =
 self.member->includes(m1)
 and self.member->includes(m2)
 and m1._'sequence position'->forall(sp1 |
 m2._'sequence position'->forall(sp2 |
 'sequence position1 precedes
 sequence position2'(sp1, sp2)))

first member

Synonym: [first](#)
 Concept Type: [role](#)
 General Concept: [thing](#)
 Definition: [the member of the first position of a given sequence](#)
 Necessity: [The concept 'first member' specializes the concept 'member'.](#)

sequence has first member

Definition: [the first member is the member of the first position of the sequence](#)
 CLIF Definition: (forall (s m)
 (iff ("sequence has first member" s m)
 (exists (first)
 (and
 ("sequence has first position" s first)
 ("sequence position has member" first m))))))
 OCL Definition: context `'_sequence'`
 def: `'_sequence has first member'`
 (s: `'_sequence'`) : thing =
 self._'first position'.member
 Necessity: [A sequence has at most one first member.](#)
 Note: An [indefinite sequence](#) has no [first member](#) or no [last member](#).

last member

Concept Type: [role](#)
 General Concept: [thing](#)
 Definition: [the member of the last position of a given sequence](#)
 Necessity: [The concept 'last member' specializes the concept 'member'.](#)

sequence has last member

Definition: [the last member is the member of the last position of the sequence](#)

CLIF Definition: (forall (s m)
(iff ("sequence has last member" s m)
(exists (last)
(and
("sequence has last position" s last)
("sequence position has member" last m))))))

OCL Definition: context '_sequence'
def: '_sequence has last member'
(s: sequence) : thing =
self._'last position'.member

Necessity: [A sequence has at most one last member.](#)

Note: An [indefinite sequence](#) has no [first member](#) or no [last member](#).

next member

Concept Type: [role](#)

General Concept: [thing](#)

next member is next after thing in unique sequence

Synonymous Form: [thing has next member in unique sequence](#)

Synonymous Form: [next member after thing in unique sequence](#)

Definition: [thing is the member of exactly one sequence position in the unique sequence and next member is the member of some sequence position of the unique sequence that succeeds the sequence position of the thing](#)

CLIF Definition: (forall (s nm m)
(iff
("next member is next after thing in unique sequence"
nm m s)
(and
("unique sequence" s)
(exists (sp nsp)
(and
("sequence has sequence position" s sp)
("sequence position has member" sp m)
("next sequence position succeeds sequence position"
nsp sp)
("sequence position has member" nsp nm)))))))

OCL Definition: context 'unique sequence'
def: 'next member is next after thing in unique sequence'
(nm: thing, m: thing) : Boolean =
self._'sequence position'.member->count(m) = 1
and self._'sequence position'->select(member = m).
member._'next sequence position'.member = nm

Note: This fact type is meaningless if the [thing](#) does not appear in the [unique sequence](#).

Necessity: [The last member of each sequence has no next member.](#)

CLIF Axiom: (forall (s last)
(if
("sequence has last member" s last)
(not (exists (m)
("member is next after thing in sequence" m last s)))))

OCL Constraint: context sequence
inv: self._'last member'->exists() implies
not self._'last member'._'next member'->exists()

Necessity: Each [member](#) that [participates in a unique sequence](#) and that [has no next member in the unique sequence](#) is the [last member of the unique sequence](#).

CLIF Axiom: (forall (s m)
(if
(and
("sequence has member" s m)
(not (exists (nm)
("next member is next after thing in sequence" nm m s)))
("sequence has last member" s m)))

OCL Constraint: context _'unique sequence'
inv: self.member->forAll(m |
not m._'next member'->exists()
implies m = self._'last member')

previous member

Concept Type: [role](#)

General Concept: [thing](#)

previous member is just before thing in unique sequence

Synonymous Form: [thing has previous member in unique sequence](#)

Definition: [thing is the member of exactly one sequence position in the unique sequence and previous member is the member of some sequence position of the unique sequence that is just before the sequence position of the thing](#)

CLIF Definition: (forall (s pm m)
(iff
("previous member is just before thing in unique sequence"
pm m s)
(and
("unique sequence" s)
(exists (sp psp)
(and
("sequence has sequence position" s sp)
("sequence position has member" sp m)
("next sequence position succeeds sequence position"
sp psp)
("sequence position has member" psp pm)))))

OCL Definition: context _'unique sequence'
def: _'previous member is just before member in unique sequence'(pm: thing, m: thing) : Boolean =
self._'sequence position'.member->count(m) = 1

and self._'sequence position'->select(member = m).
'previous sequence position'.member = pm

Note: This fact type is meaningless if the thing does not appear in the unique sequence.

Necessity: The first member of each sequence has no previous member.

CLIF Axiom: (forall (s first)
(if
("sequence has first member" s first)
(not (exists (m)
("previous member is just before thing in sequence" m first s)))))

OCL Constraint: context sequence
inv: self._'first member'->exists() implies
not self._'first member'._'previous member'->exists()

Necessity: Each member that participates in a unique sequence and that has no previous member in the unique sequence is the first member of the unique sequence.

CLIF Axiom: (forall (s m)
(if
(and
("sequence has member" s m)
(not (exists (nm)
("previous member is just before thing in sequence" nm m s)
)))
("sequence has first member" s m)))

OCL Constraint: context _'unique sequence'
inv: self.member->forAll(m |
not m._'previous member'->exists()
implies m = self._'first member')

D.2.6 Ordinals

These terms for ordinal numbers build on the definitions of '[unique sequence](#)' and '[first member](#)' above.

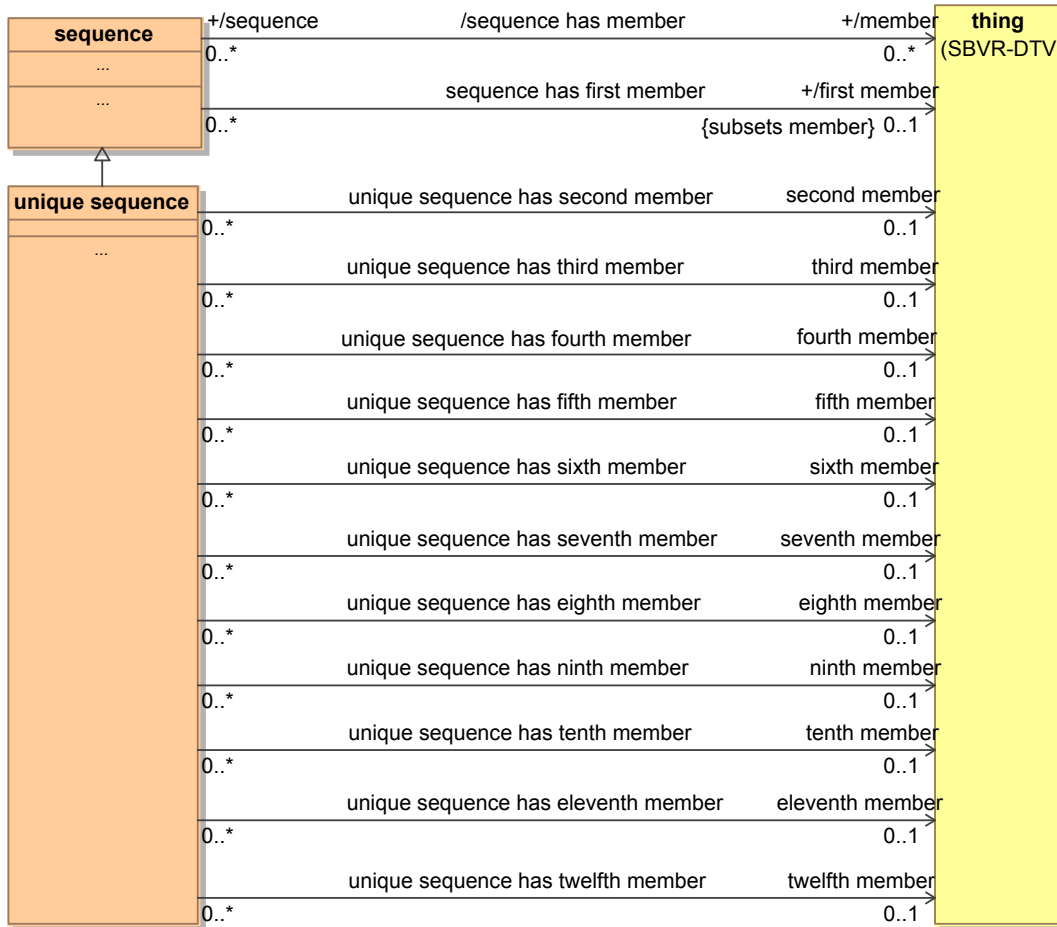


Figure D.5 - Ordinals

second member

- Synonym: [second](#)
- Concept Type: [role](#)
- General Concept: [thing](#)
- Definition: [the next member after the first member in a given unique sequence](#)
- Necessity: [The concept 'second member' specializes the concept 'member'.](#)

unique sequence has second member

- Definition: [the unique sequence has a first member and the second member is next after the first member in the unique sequence](#)

third member

Synonym: [third](#)
Concept Type: [role](#)
General Concept: [thing](#)
Definition: [the next member after the second member in a given unique sequence](#)
Necessity: [The concept 'third member' specializes the concept 'member'.](#)

unique sequence has third member

Definition: [the unique sequence has a second member and the third member is next after the second member in the unique sequence](#)

fourth member

Synonym: [fourth](#)
Concept Type: [role](#)
General Concept: [thing](#)
Definition: [the next member after the third member in a given unique sequence](#)
Necessity: [The concept 'fourth member' specializes the concept 'member'.](#)

unique sequence has fourth member

Definition: [the unique sequence has a third member and the fourth member is next after the third member in the unique sequence](#)

fifth member

Synonym: [fifth](#)
Concept Type: [role](#)
General Concept: [thing](#)
Definition: [the next member after the fourth member in a given unique sequence](#)
Necessity: [The concept 'fifth member' specializes the concept 'member'.](#)

unique sequence has fifth member

Definition: [the unique sequence has a fourth member and the fifth member is next after the fourth member in the unique sequence](#)

sixth member

Synonym: [sixth](#)
Concept Type: [role](#)
General Concept: [thing](#)
Definition: [the next member after the fifth member in a given unique sequence](#)
Necessity: [The concept 'sixth member' specializes the concept 'member'.](#)

unique sequence has sixth member

Definition: [the unique sequence has a fifth member and the sixth member is next after the fifth member in the unique sequence](#)

seventh member

Synonym: [seventh](#)
Concept Type: [role](#)
General Concept: [thing](#)
Definition: [the next member after the sixth member in a given unique sequence](#)
Necessity: [The concept 'seventh member' specializes the concept 'member'.](#)

unique sequence has seventh member

Definition: [the unique sequence has a sixth member and the seventh member is next after the sixth member in the unique sequence](#)

eighth member

Synonym: [eighth](#)
Concept Type: [role](#)
General Concept: [thing](#)
Definition: [the next member after the seventh member in a given unique sequence](#)
Necessity: [The concept 'eighth member' specializes the concept 'member'.](#)

unique sequence has eighth member

Definition: [the unique sequence has a seventh member and the eighth member is next after the seventh member in the unique sequence](#)

ninth member

Synonym: [ninth](#)
Concept Type: [role](#)
General Concept: [thing](#)
Definition: [the next member after the eighth member in a given unique sequence](#)
Necessity: [The concept 'ninth member' specializes the concept 'member'.](#)

unique sequence has ninth member

Definition: [the unique sequence has an eighth member and the ninth member is next after the eighth member in the unique sequence](#)

tenth member

Synonym: [tenth](#)
Concept Type: [role](#)
General Concept: [thing](#)
Definition: [the next member after the ninth member in a given unique sequence](#)
Necessity: [The concept 'tenth member' specializes the concept 'member'.](#)

unique sequence has tenth member

Definition: [the unique sequence has a ninth member and the tenth member is next after the ninth member in the unique sequence](#)

eleventh member

Synonymous Form: [eleventh](#)
Concept Type: [role](#)
General Concept: [thing](#)
Definition: [the next member after the tenth member in a given unique sequence](#)
Necessity: [The concept 'eleventh member' specializes the concept 'member'.](#)

unique sequence has eleventh member

Definition: [the unique sequence has a tenth member and the eleventh member is next after the tenth member in the unique sequence](#)

twelfth member

Synonym: [twelfth](#)
Concept Type: [role](#)
General Concept: [thing](#)
Definition: [the next member after the eleventh member in a given unique sequence](#)
Necessity: [The concept 'twelfth member' specializes the concept 'member'.](#)

unique sequence has twelfth member

Definition: [the unique sequence has an eleventh member and the twelfth member is next after the eleventh member in the unique sequence](#)

D.2.7 Set Concepts

This sub clause defines additional verb concepts for SBVR ['set'](#).

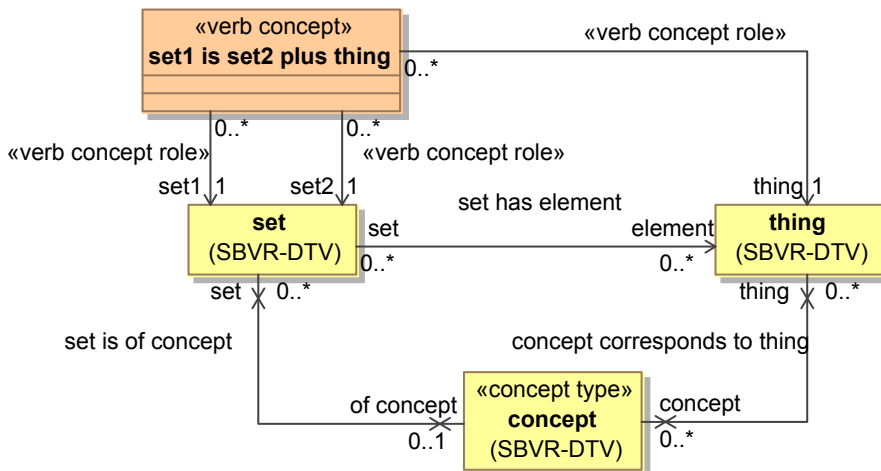


Figure D.6 - Set concepts

set is of concept

Definition:	each element of the set is an instance of the concept
CLIF Definition:	(forall (s c) (iff ("set is of concept" s c) (and (set s) (concept c) (forall (e) (if ("set includes element" s e) (c e))))))
OCL Definition:	context set def: _'set is of concept'(c: concept) : Boolean = set.element->forAll(e c._'concept corresponds to instance'(e))

set₁ is set₂ plus thing

Synonymous Form:	set₂ plus thing
Definition:	set₁ includes the thing and set₁ includes each element of set₂, and each element of set₁ is the thing or an element of set₂
Description:	set₁ is the combination of set₂ and thing
Note:	This verb concept supports adding an element to a set.
CLIF Definition:	(forall (s1 s2 t) (iff ("set1 is set2 plus thing" s1 s2 t) (and (set s1) (set s2) ("thing is in set" t s1) (forall (e) (if ("thing is in set" e s2) ("thing is in set" e s2))) (forall (e) (if ("thing is in set" e s1) (or ("thing is in set" e s2) (= e t))))))
CLIF Definition:	(forall (s1 s2 t) (iff (= s1 ("set plus thing" s2 t)) ("set1 is set2 plus thing" s1 s2 t)))
OCL Definition:	context set def: _'set1 is set2 plus thing'(s2: set, t: thing) : Boolean = self.includes(t) and s2->forAll(t2: self.includes(t2)) and self.element->forAll(e: e = t or s2.includes(e))
OCL Definition:	context set def: _'plus thing'(t: thing) : set = self.element->union(t)
Example:	{'a', 'b', 'c'} is {'a', 'b'} plus 'c'.

D.3 Quantities Vocabulary (informative)

Quantities model many of the concepts in the International Vocabulary for Measures [VIM].

Quantities Vocabulary

General Concept:	terminological dictionary
Included Vocabulary:	SBVR-DTV Vocabulary
Language:	English
Namespace URI:	http://www.omg.org/spec/DTV/20160301/dtv-sbvr.xml#QuantitiesVocabulary

D.3.1 Quantities

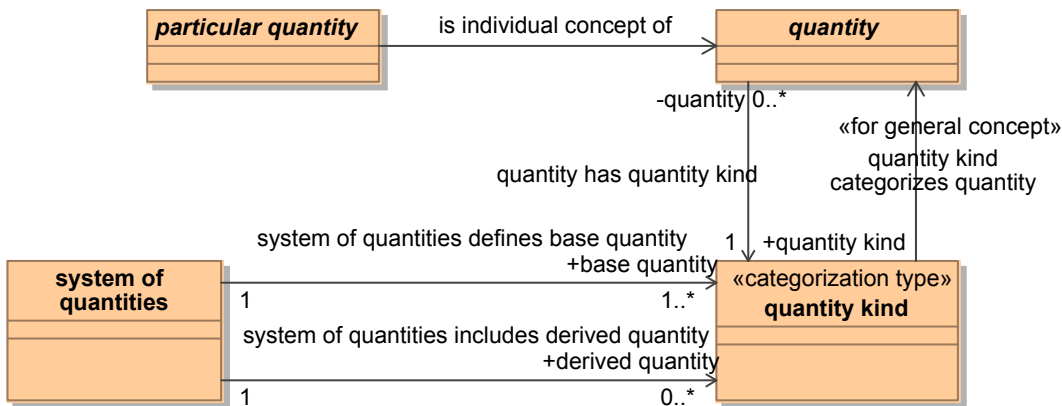


Figure D.7 - Quantities

quantity

Definition:	property of a phenomenon, body, or substance, to which a number can be assigned with respect to a reference
Dictionary Basis:	VIM 1.1 'quantity'
Note:	The term ' quantity ' is used here to refer to the abstraction of the properties – the amount of measurable "stuff" that can be compared between particular quantities . The "height of the Washington Monument" refers to a ' particular quantity ;' "555 ft 5 inches" refers to a ' quantity value '.
Note:	This is not the SBVR concept ' quantity ,' which is deprecated and not used in this model.
Example:	second, kilogram, joule, meter. These are quantities in a general sense, which is what is meant here by ' quantity '.
Note:	A quantity as defined here is said to be a "scalar" as distinct from a "vector." However, a vector or a tensor whose components are quantities is also considered to be a quantity .

particular quantity

- Definition: a property that is of an individual [thing](#) and is quantifiable as an instance of some [quantity kind](#)
- Note: The weight of a given person, the mass of the Earth, the speed of light, and the distance between New York and Paris are said to be "[particular quantities](#)."
- Note: A [particular quantity](#) is given by a definite description, which identifies the individual [thing](#) and the [property](#). [Particular quantities](#) are properties of particular [things](#) and are generally expressed by a term for the property and a [quantity value](#).
- Note: [Particular quantities](#) appear in [fact models](#) as [individual concepts](#) that refer to [instances](#) of '[quantity](#).' Thus, a [conceptual schema](#) might have the [fact type](#) "[meeting lasts duration](#)," where "[duration](#)" is a [specialization](#) of "[quantity](#)." (See the note about "[duration](#)" under "[quantity kind](#).") A [fact model](#) might include the [fact](#) "last Monday's meeting lasted 2hr 20min." The [definite description](#) "the duration of last Monday's meeting" defines a [particular quantity](#), an [individual concept](#) whose one [instance](#) is the [quantity \(thing\)](#) that is quantified by the [quantity value](#) "[2 hr 20 min](#)." "[2 hr 20 min](#)" is a [compound quantity value](#) of [quantity kind](#) "[duration](#)."
- Reference Scheme: A [definite description of the particular quantity](#).

quantity kind

- Definition: [categorization type](#) for '[quantity](#)' that characterizes [quantities](#) as being mutually comparable
- Concept Type: [categorization type](#)
- Dictionary Basis: VIM 1.2 'kind of quantity'
- Example: [duration](#), mass, energy, length
- Note: Every [instance](#) of '[quantity kind](#)' is also a [specialization](#) of '[quantity](#)'. So the concept '[duration](#)' is an [instance](#) of '[quantity kind](#)' and it is a [specialization](#) of '[quantity](#)', i.e., it is a [classifier](#) of actual [quantities](#). But a *given* [duration](#) (i.e., the [duration](#) of something) is an [instance](#) of '[duration](#)' and thus a '[particular quantity](#),' not an [instance](#) of '[quantity kind](#)'. For example, a '[year](#)' is not an [instance](#) of [quantity kind](#); it is an [instance](#) of [quantity](#), but not a [category](#) of [quantity](#).
- Note: The [quantities](#) "[year](#)" and "[second](#)" are [instances](#) of [quantity](#), and they are both [instances](#) of the [quantity kind](#) '[duration](#)' and are mutually comparable. Quantities of [time](#) given in [years](#) and [seconds](#) are comparable, although some transformation of [quantity values](#) (see below) is needed to compare them. Similarly 'metre' is an instance of 'length,' and 'foot' is another instance of 'length' that is comparable to 'metre,' although conversions are required when comparing values. But 'metre' is not comparable to '[second](#)', because 'length' and '[duration](#)' are disjoint [quantity kinds](#). Only [quantities](#) of the same kind are mutually comparable.
- Note: All [duration quantities](#) are comparable regardless of the role they play – the particular properties they instantiate. The [duration](#) of the warranty on an automobile can be compared with the expected life of the battery, even though those are very different [particular quantities](#). Similarly, the height of a tower can be compared to the distance one can see from the top, because they are both length quantities, even though they are unrelated properties.
- Note: The concept 'height' is a [role](#) of [quantities](#) of the [quantity kind](#) 'length'. In principle, 'height' could be considered a [category](#) of '[quantity](#)' (a sub-category of 'length') and therefore its own '[quantity kind](#)'. The concept 'range of a weapon' is a different role of length [quantities](#). If we want to treat the height of a target as comparable to the range of a weapon, it is inadvisable to treat height and range as different [quantity kinds](#). This idea is the basis for the '[system of quantities](#)' concept.

quantity has quantity kind

- Definition: [quantity](#) is an instance of the [category](#) of [quantity](#) that is the [quantity kind](#)
- Necessity: **Each [quantity](#) has exactly one [quantity kind](#).**
- CLIF Axiom: (forall ((q quantity))
(exists ((qk "quantity kind"))
(and
("quantity has quantity kind" q qk)
(forall (qk2)
(if
("quantity has quantity kind" q qk2)
(= qk2 qk))))))
- OCL Constraint: context quantity
inv: '_quantity kind'->allInstances(one qk |
self._'quantity kind' = qk)
- Example: [hour](#) (the [duration](#)) is an [instance](#) of '[duration](#)' – a specific [quantity](#) of [time](#). So the [quantity kind](#) of '[hour](#)' is '[duration](#)'.

system of quantities

- Definition: [set](#) of [quantities](#) together with a set of non-contradictory equations relating those [quantities](#)
- Dictionary Basis: VIM 1.3 'system of quantities'

system of quantities defines base quantity

base quantity

- Definition: [quantity kind](#) in a conventionally chosen subset of a given [system of quantities](#), where no subset [quantity](#) can be expressed in terms of the others
- Concept Type: [role](#)
- Dictionary Basis: VIM 1.4 'base quantity'
- Dictionary Basis:
- Example: The International System of Quantities (ISQ) comprises these [base quantities](#) (with their SI base measurement units):
length (meter)
mass (kilogram)
[duration](#) ([second](#))
electric current (ampere)
thermodynamic temperature (kelvin)
amount of substance (mole)
luminous intensity (candela)
- These [base quantities](#) are not mutually comparable. All [quantities](#) of any one of these kinds are, however, mutually comparable. See also "[quantity kind](#)".

system of quantities includes derived quantity

derived quantity

- Definition: [quantity kind](#), in a [system of quantities](#), that is not a [base quantity](#) of the system but may be defined in terms of [base quantities](#) of the system
- Dictionary Basis: VIM 1.5 'derived quantity'
- Example: velocity (length/time), mass density (mass/length³)

D.3.2 Measurement Units

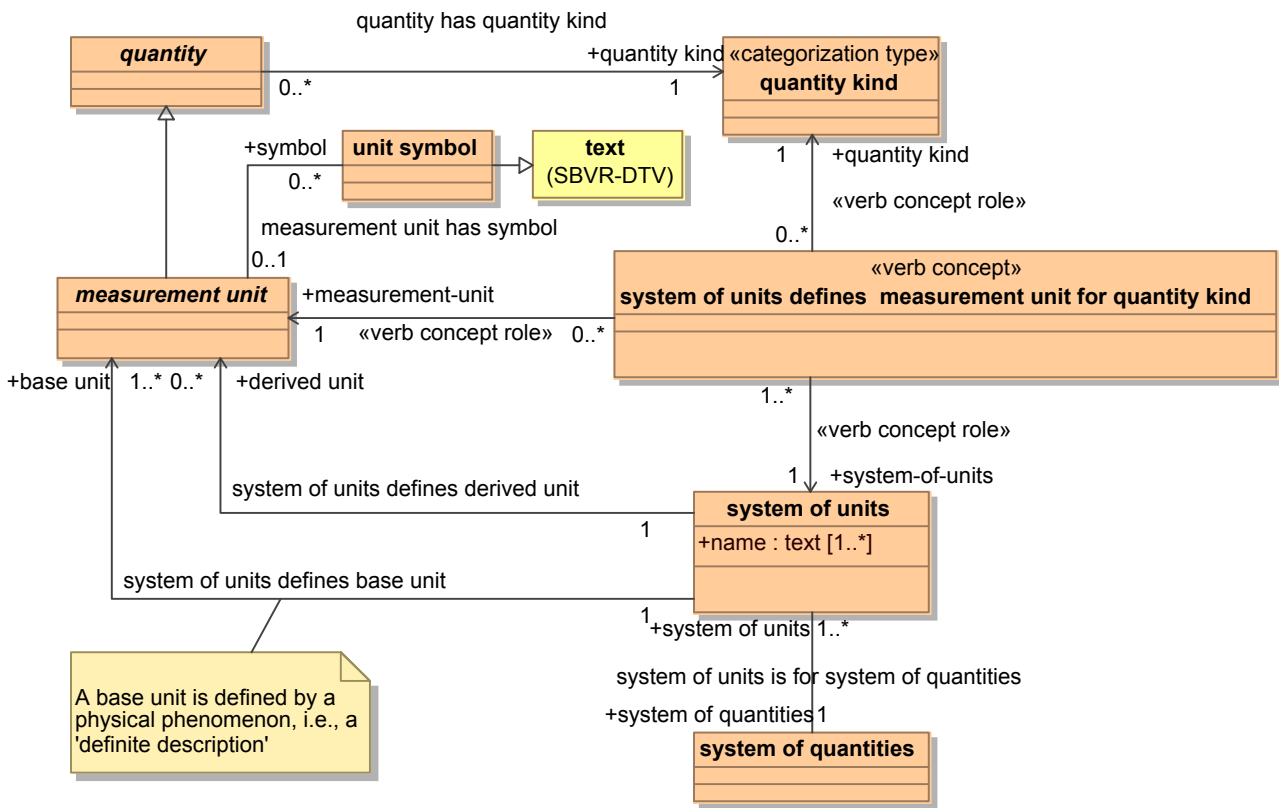


Figure D.8 - Measurement Units

measurement unit

- Definition: [quantity](#), defined and adopted by convention, with which any other [quantity](#) of the same kind can be compared to express the ratio of the two [quantities](#) as a number
- Dictionary Basis: VIM 1.9 'measurement unit'
- Dictionary Basis:
- Example: [week](#), [day](#), [hour](#), [minute](#), [second](#), kilogram, joule, meter

system of units

- Definition: a [set](#) of [measurement units](#) associated with a [system of quantities](#), together with a set of rules that assign one [measurement unit](#) to be the [base unit](#) for each [base quantity](#) in the [system of quantities](#) and a set of rules for the derivation of other units from the [base units](#).

Example: The International System of Units (SI) is a [system of units](#).

[system of units is for system of quantities](#)

Necessity: [Each system of units is for exactly one system of quantities](#).

CLIF Axiom: (forall ((sou "system of units"))
(exists ((soq "system of quantities"))
(and
("system of units is for system of quantities" sou soq)
(forall (soq2)
(if ("system of units is for system of quantities" sou soq2)
(= soq2 soq)))
)))

OCL Constraint: context '_system of units'
self._'system of quantities'->size() = 1

[system of units defines measurement unit for quantity kind](#)

Synonymous Form: [measurement unit is defined for quantity kind by system of units](#)

Definition: The [system of units](#) identifies the [measurement unit](#) as the reference [measurement unit](#) for the [quantity kind](#).

Note: A [system of units](#) defines one [base unit](#) for each [base quantity](#) in the [system of quantities](#) that it is for. It may define additional [measurement units \(derived units\)](#) for the same [quantity kinds](#). It may define [derived units](#) for [derived quantities](#), or it may define a mechanism for expressing [derived units](#).

[system of units defines base unit](#)

[base unit](#)

Definition: [measurement unit that is defined for a base quantity by a system of units](#)

Concept Type: [role](#)

Dictionary Basis: VIM 1.10 'base unit'

Dictionary Basis:

Note: Quantity units that are not [base units](#) are [derived units](#).

Example: See the example SI units under "[base quantity](#)".

[system of units defines derived unit](#)

[derived unit](#)

Definition: [measurement unit](#) for a [derived quantity](#)

Dictionary Basis: VIM 1.11 'derived unit'

Dictionary Basis:

Note: Every [derived unit](#) is defined in terms of [base units](#)

Example: [1 minute = 60 seconds](#)

Example: 1 stere = 1 metre³

Example: 1 inch = 0.0254 metre

International System of Units

Synonym: SI
Definition: The system of units that is defined for the International System of Quantities by the International Standard ISO 80000.
Source: VIM 1.16.

D.3.3 Quantity values

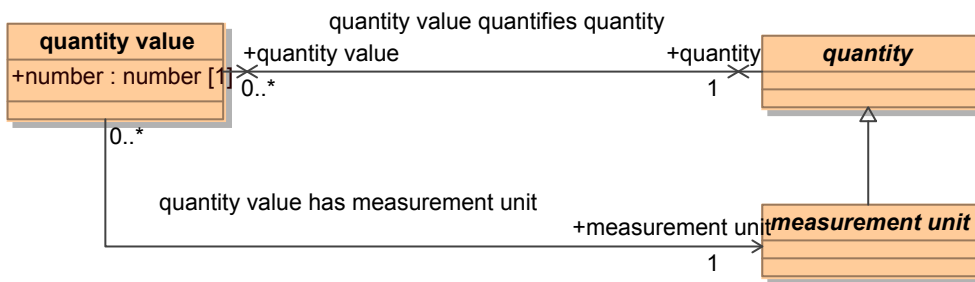


Figure D.9 - Quantity Values

quantity value

Definition: number and measurement unit together giving magnitude of a quantity
Dictionary Basis: VIM 1.19 'quantity value'
Dictionary Basis:
Note: The quantity expressed by a quantity value is the quantity whose ratio to the measurement unit is the number.
Example: 2 days, 3.5 hours, 150 lb, 45.5 miles

quantity value quantifies quantity

Synonymous Form: quantity is quantified as quantity value
Synonymous Form: quantity value of quantity
Synonymous Form: quantity value expresses quantity
Definition: The quantity value gives the magnitude of the quantity.
Possibility: More than one quantity value may quantify a particular quantity.
Example: The duration of a meeting is a particular quantity that might be quantified as "1 hour" or as "6 minutes".

D.4 Mereology (normative)

Mereology is the study [Simons] [Casati] of the relationships among whole things and their parts. This specification relies upon the following mereology axioms, among others, to define the properties of [time intervals](#).

Mereology Vocabulary

General Concept:	terminological dictionary
Included Vocabulary:	SBVR-DTV Vocabulary
Language:	English
Namespace URI:	http://www.omg.org/spec/DTV/20160301/dtv-sbvr.xml#MereologyVocabulary

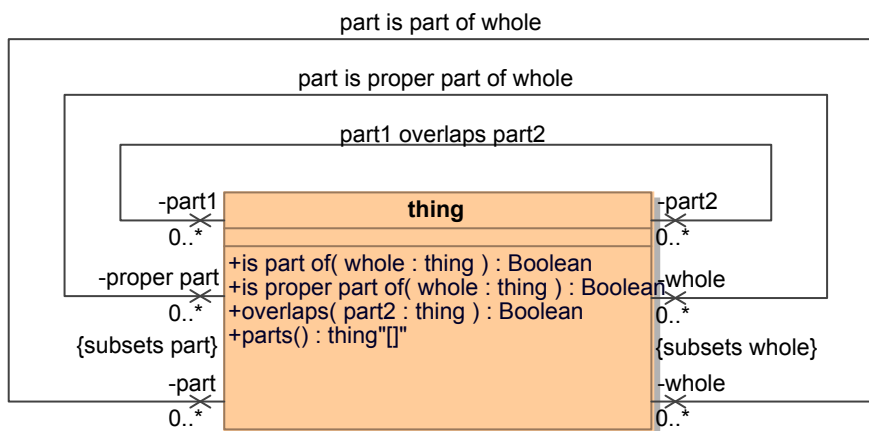


Figure D.10 - Mereology

whole

Concept Type:	role
General Concept:	thing

part

Concept Type:	role
General Concept:	thing

part is part of whole

Synonymous Form:	whole includes part
Definition:	The part is a component of the whole .
Note:	There are a number of axioms of mereology that apply to the concept ' part is part of whole .' The following 3 axioms specify only that subset of those axioms that are needed by this

specification. This subset is needed to define the partial ordering relationship among [time intervals](#).

Note:	Axiom of <i>reflexivity</i> : every part is part of itself.
Necessity:	Each part is part of the part .
CLIF Axiom:	(forall (part) ("part of" part part))
OCL Constraint:	context thing inv: self.part->exists(self)
Note:	Axiom of <i>antisymmetry</i> : two distinct parts cannot be part of each other.
Necessity:	If the part is part of the whole and the whole is part of the part then the part is the whole .
CLIF Axiom:	(forall ((part thing) (whole thing)) (if (and ("part of" part whole) ("part of" whole part)) (= part whole)))
OCL Constraint:	context thing inv: self.whole->exists(p p.whole ->exists(self)) implies self = self.whole
Note:	Axiom of <i>transitivity</i>
Necessity:	If the part is part of some whole and the whole is part of some part3 then the part is part of part3 .
CLIF Axiom:	(forall ((part thing) (whole thing) (part3 thing)) (if (and ("part of" part whole) ("part of" whole part3)) ("part of" part part3)))
OCL Constraint:	context thing inv: self.whole->exists(whole whole.whole->exists(part3 part3 implies self._'part of'(part3)))

The combination of the reflexivity, anti symmetry, and transitivity axioms define a partial ordering among [things](#) that have the '[part is part of whole](#)' relationship.

[thing₁ overlaps thing₂](#)

Definition:	there exists a thing that is part of thing₁ and that is part of thing₂
CLIF Definition:	(forall (thing1 thing2) (iff (overlaps thing1 thing2) (exists (thing3) (and ("part of" thing3 thing1) ("part of" thing3 thing2)))))
OCL Definition:	context thing def: self.overlaps(thing2: thing): Boolean = self.part->exists(thing3 thing2.part->exists(thing3))
Note:	Two things overlap if they have some part in common.


Dictionary Basis: It is obvious from the definition that 'thing1 overlaps thing2' is symmetric.
 Necessity: **If a thing₁ overlaps a thing₂, then thing₂ overlaps thing₁.**
 CLIF Axiom: (forall (thing1 thing2)
 (iff (overlaps thing1 thing2) (overlaps thing2 thing1)))
 OCL Constraint: context thing
 inv: self.overlaps(thing2) eqv thing2.overlaps(self)

part is a proper part of whole

Definition: **the part is part of the whole and the whole is not part of the part**
 CLIF Definition: (forall ((whole thing) (part thing))
 (iff ("proper part " part whole)
 (and
 ("part of" part whole)
 (not ("part of" whole part))))))
 OCL Definition: context thing
 inv: self._'proper part'->forall(pp |
 pp <> self)
 Note: A proper part is a part that is not the whole.

Axiom of *supplementation*: If a whole has a proper part, then it has more than one proper part.

Necessity: **If a part₁ is a proper part of a whole then there exists a part₂ that is a proper part of the whole and part₂ does not overlap part₁.**
 CLIF Axiom: (forall (part1 whole)
 (if ("proper part" part1 whole)
 (exists (part2)
 (and
 ("proper part" part2 whole)
 (not (overlaps part2 part1))))))
 OCL Constraint: context thing
 inv: self._'proper part'->forAll(part1 |
 self._'proper part'->exists(part2 |
 not part2.overlaps(part1)))



Annex E - Formalizing English Tense and Aspect

(informative)

E.1 General

The normative clauses of this specification deal the semantics of time as used natural languages. This Annex describes how propositions that are given in English language syntax may be formulated using the Date-Time Vocabulary.

E.2 Syntax and Semantics of Time

Many natural languages have built-in syntactical mechanisms for expressing when an action occurs relative to the time of utterance or writing, or relative to the occurrence of another event. They also have standard ways of indicating whether and when an action is progressing or is accomplished. These mechanisms include the use of affixes with verbs, called *tense*, and the use of auxiliary verbs together with the main verb of a clause, called *aspect*. Not all languages have the same set of these kinds of mechanisms.

The terms ‘tense’ and ‘modal’ are used with somewhat different connotations when referring to syntax or semantics. In syntactic theory, ‘tense’ refers to different verb forms used to denote different times: past, present, or future. The term ‘tense’ can also be used to refer to the semantics of a temporal expression: the past tense, the present tense, the future tense. All languages incorporate mechanisms to express such semantics, but different languages have different syntactical mechanisms for doing so. Confusion sometimes arises in English, which has verb forms only for present tense and past tense. Consequently, it is common for some authors to say that English has only two tenses, past and present, and no future tense. At the same time, it is often said that the future tense in English is expressed using the auxiliary verb ‘will’. In this annex, ‘tense’ refers to verb forms that express past or present time, and ‘aspect’ to the use of auxiliaries to generate different senses of past, present, and future time. In the normative clauses of the specification, ‘tense’ refers to the semantics of past, present, or future time, without regard to the syntactical mechanisms employed to express time in any language.

The term ‘modal’ can be confused with ‘modality.’ In this annex, ‘modal’ is a grammatical term that refers to a modal verb (*see ‘modal’* below). ‘Modality’ is a logical term, used in SBVR, to refer to the mood of a proposition as involving the affirmation of either possibility, impossibility, necessity, contingency, obligation, or permission. SBVR includes a modal logic for these modalities, including modal formulae and modal negation rules. This specification does not provide a temporal logic for the temporal modality, rather temporal concepts are handled by the introduction of first order concepts and fact types defined in the normative clauses of this specification. No temporal logical operations are introduced in this specification. Negation of propositions involving time is treated conventionally as logical negation as specified in SBVR.

English syntax involving modal auxiliary verbs serves to denote both the tense and the logical mood of a proposition. The meaning depends on the particular auxiliary verbs used. A temporal connotation can be associated with each auxiliary verb, such that auxiliary verbs carry both a temporal connotation and a mood. The following table gives some examples.

Table E.1 - Modalities for Auxiliary Verbs

Auxiliary Verb	Time Frame	Modality
can	present	possibility
can not	present	impossibility
could	past	possibility
do not	future	negation
does not	present	negation
did not	past	negation
may	present	permission
might	past*, future	possibility
must	past*, future	obligation
need	always	necessity
shall	future	necessity
should	past*, future	contingency
used	past	--
will	future	--
would	past	--
	* with <i>have</i>	

Logical negation can be indicated by using *not* with an auxiliary verb; only a few examples are shown. *Always, never, or not ever* can be used with some modal auxiliary verbs to indicate *at all times, or not at any time*, as the case may be. Some words that serve as auxiliary verbs can have other grammatical roles as well. Time frame and modality can be expressed by means other than auxiliary verbs; this annex focuses on the behavior of English verbs in referring to time.

E.3 Organization of This Annex

This specification includes fact types that accurately capture the meaning of relationships between states of affairs and time, but the fact type forms needed for precise definition are not idiomatic. This annex describes a way to accommodate idiomatic English expressions involving time, giving rules for mapping such expressions to concepts provided in this specification preparatory to creating closed logical formulations of the idiomatic expression. This treatment is informative, not normative; other approaches are possible. It is extensive but not exhaustive; the most common cases are treated, but not all possibilities. A formal grammar of the tense and aspect in English is provided, followed by a general algorithm for performing the syntax-to-semantics transformations for the twelve grammatical categories. Finally, a table of specific cases of the use of tense and aspect in English is provided.

This annex only describes formulations in which time is denoted by verbs. Other temporal constructs, such as the use of literal duration values and time coordinates and expressions involving relationships between time periods, are not discussed here.

This annex effectively extends the modal operations described in SBVR Annex F The RuleSpeak[®] Business Rule Notation, to include time, but stops short of being a full treatment of temporal modality.

E.4 Definitions

The following definitions are excerpted from Sag, Wasow, and Bender, *Syntactic Theory, Second Edition*, Stanford University, Center for the Study of Language and Information (2003), Glossary.

tense Finite verbs come in different form depending on the time they denote; these forms are called ‘tenses’. English has present and past tense, exemplified by the present tense forms *walk* and *walks*, and by the past tense form *walked*. Some languages also have future tenses, but English uses other means (e.g., the modal [q.v.] *will*) to express future time.

aspect Many language have special grammatical elements for locating in time the situation referred to. Among the temporal notions often expressed are whether situations are in process or completed and whether they occur repeatedly. These notions are often called ‘aspect,’ and words or affixes whose function is to express aspect are called ‘aspectual markers.’ *See also* perfective, progressive.

finite verb A finite verb is one that is marked for tense [q.v.] (present or past, in English).

modal The English verbs *can*, *could*, *may*, *might*, *must*, *shall*, *should*, *will*, and *would*, along with their negated forms (*can't*, etc.) are referred to as ‘modals’ or ‘modal verbs.’ They share the following properties: they function only as finite verbs [q.v.]; they exhibit auxiliary behavior (negation, inversion, contraction, and ellipsis); they take base VP [verb phrase] compliments; and they show no agreement [q.v.] (i.e., no third-person singular *-s* suffix). Some other languages have similar syntactically distinctive classes of words expressing necessity, possibility, obligation, and permission; these are also known as modals.

agreement In many languages, the form of certain elements can vary to indicate such properties such as person [referring to the speaker, the hearer, or third parties], number [referring to single entities or multiple entities], gender, etc. Often, these variations are marked with affixes. Some grammatical relationships between pairs of linguistic elements require they agree on these properties. In English, for example, present tense verbs are marked to indicate whether the subjects are third-person singular (with the suffix *-s*), and nouns indicate plurality (also with a suffix *-s*). The systematic covariation of the forms of the subject and verb is called ‘subject-verb agreement’. Similarly, pronouns must agree with their antecedents in person, number, and (if third-person) gender.

perfective Many languages have special verb forms or constructions used to indicate that the event denoted by the verb is completed. These are referred to as ‘perfective’ (or just ‘perfect’) in aspect. The English perfective involves the combination of *have* with a past participle [q.v.], as in *The dog has eaten the cake*. *See also* aspect.

progressive Special verb forms or construction used to indicate that the event denoted by the verb is in progress are referred to as ‘progressive’ aspect. The English progressive involves combination of *be* with a present participle [q.v.], as in *The dog is eating the cake*. *See also* aspect.

participle Certain nonfinite verbs – usually ones that share some properties with adjectives – are referred to as ‘participles.’ English has three types of participles: present participles, which end in *-ing* and usually follow some form of *be*; past participles, which usually end in *-ed* or *-en* and follow some form of *have*; and passive participles, which look exactly like past participles but indicate the passive voice [q.v.]. The three participles of *eat* are illustrated in the following sentences:

- (i) Termites are eating the house.
- (ii) Termites have eaten the house.
- (iii) The house was eaten by termites.

E.5 English Grammar of Tense and Aspect

English grammar for tense and aspect can be defined as follows, using Extended Backus Nauer Form notation (ISO/IEC 14977 Information technology – Syntactic metalanguage - Extended BNF). ‘::=’ means ‘is defined as.’ Each ‘::=’ statement is a

production rule. Each production rule is terminated by ‘;’. The order of the symbols on the right hand side of each production rule is significant, unless delimited by ‘|’. ‘|’ means ‘or’, a choice. Brackets ‘[]’ indicate the element is optional. Quoted words are literals. Comments are included between ‘(*)’ and ‘(*)’.

S ::= NP AUX VP; (* S–sentence, NP–noun phrase, VP–verb phrase *)

AUX ::= [MODAL] [PERF] [PROG]; (* auxiliary verb *)

MODAL ::= ‘can’ | ‘could’ | ‘may’ | ‘might’ | ‘must’ | ‘shall’ | ‘should’ | ‘used’ | ‘will’ | ‘would’;

PERF ::= ‘have’ | ‘has’ | ‘had’; (* perfective *)

PROG ::= ‘is’ | ‘are’ | ‘was’ | ‘were’ | ‘be’ | ‘been’; (* progressive *)

Additional Rules for Auxiliaries (AUX)

1. Auxiliaries are optional.
2. Auxiliaries precede any non-auxiliary verb.
3. Auxiliaries determine the form of the following verb.
4. Auxiliaries can co-occur with each other, but only in a fixed order.
5. Auxiliaries of any given type cannot iterate.

The modals all indicate future time. They have the additional property of expressing necessity, possibility, obligation, or permission, as discussed in SBVR.

Not all combinations generated by the above grammar are valid English. Other rules apply, not given, such as subject-verb agreement. *Not, never, always, or not ever* can be used with some modals; these grammatical details are outside the scope of this annex, but the methods of this annex can be extended to include them. The table in E.6 gives a listing of grammatical constructs that appear regularly in English.

Reference: Sag, Wasow, and Bender (ibid.), pp.392-394.

E.6 Formulating Tense and Aspect

The general approach used here to formulate a sentence involving tense or aspect is as follows:

1. Transform the sentence into a proposition based on the applicable fact type form in the conceptual schema, noting the original tense and aspect.
2. Identify the situation kind that the base proposition describes.
3. Restrict the situation kind by instantiating one or more of the fact types defined in this specification involving states of affairs and time, as noted in 1.
4. Create closed logical formulations that mean the base proposition and its restrictions, as described in SBVR.

Transform to a base proposition

All propositions in SBVR are considered to be true or false when considered with respect to a given fact model. A proposition might be true when considered with respect to one fact model, and false when considered with respect to another. Each fact model is taken to be a snapshot of the state of the universe of discourse at some time. The fact model is tantamount to a

database, and the veracity of each proposition is based on the facts in the database at the time of the snapshot, which time may or may not be stated. This is standard SBVR.

Propositions in standard SBVR are expressed preferably in the simple present tense when finite verbs are used. Such propositions are considered untensed, as they apply to any fact model representing the state of the universe at the snapshot time of the fact model. Propositions involving non-finite verbs are also considered untensed in standard SBVR.

This specification includes the concept [now](#), which is the current time, or present. When evaluating propositions using this specification, now is the snapshot time of the fact model with respect to which the propositions are being evaluated.

Transforming a proposition into an base form involves changing the verb to the tense of the applicable fact type in the conceptual schema, maintaining subject-verb agreement.

For example, the present perfect progressive sentence “Acme has been trading with Xycore” transforms to untensed “Acme trades with Xycore,” with the notation that the original is present perfect progressive. These sentences are both based on the fact type [company₁ trades with company₂](#).

The guidance is generally not to encode tense or aspect into fact type forms unless the domain model specifically requires a particular tense or aspect for that fact type. Consider this example, “Six tasks have completed on May 5, 2010” may be based on the fact type [task completed on time point](#). This fact type has an intransitive past tense verb. The conceptual schema has already restricted facts of this type to past or perfected. The example transforms to “Six tasks completed on May 5, 2010” with a notation that the original is present perfect. A different conceptual schema might include the fact type [task completes on time point](#) instead. The proposition then transforms to “Six tasks complete on May 5, 2010” with the same present perfect notation. The “*completes on*” fact type, unlike the “*completed on*” version, could be used for facts about future planned completions (*will complete on*). This illustrates that there is a certain economy in using simple-present fact type forms in domain models: every different tense and aspect variation of these sentences is based on the same fact type and transforms to the same untensed form.

Identify the situation kind

The situation kind of interest is the one that is described by the transformed sentence, the base proposition.

Restrict the situation kind

The situation kind is restricted by involving it in a role in an instance of appropriate fact type(s) from this specification. Which fact types to use depends on the tense and aspect of the original sentence, as noted at the time the base proposition was created. Create a fact instance of each of the appropriate fact types.

Create closed logical formulations

A closed logical formulation is created for the conjunction of the base proposition and the restricting facts. This constitutes the closed logical formulation of the original sentence.

E.7 Mapping Tense and Aspect to the Date-Time Vocabulary

This table is extensive but not exhaustive. Different modals can be substituted for ‘will,’ with other restrictions in the logical formulation (e.g., obligatory). In some of the examples, the ‘now’ time is apparently in the past, to accord with the history of James Joyce.

Table E.2 - Mapping Tense and Aspect to the Date-Time Vocabulary

MODAL	PERF sg/pl	PROG sg/pl	Verb Form	Grammatical Term	Example: <u>person writes</u> <u>book</u>	Date-Time Vocabulary Fact Type
			present	present simple	Joyce writes Ulysses.	None. This is the base situation kind (s) s: “Joyce writes Ulysses”
			past	past simple	Joyce wrote Ulysses.	s is in the past
used			infinitive	past simple	Joyce used to write Ulysses.	s is in the past
will			present	future simple	Joyce will not write Ulysses.	s is in the future and s is not an actuality
		is/are	present participle	present progressive	Joyce is writing Ulysses in 1919.	s holds within <u>1919</u>
		was/were	present participle	past progressive, imperfective	Joyce was writing Ulysses in 1919.	s is in the past and s holds within <u>1919</u>
will		be	present participle	future progressive	Joyce will not be writing Ulysses in 2012.	s is in the future and s does not hold within <u>2012</u>
	has/have		past participle	present perfective	Joyce has written Ulysses.	s is accomplished
	had/had		past participle	past perfective, pluperfect	Joyce had written Ulysses by 1922.	s is in the past and s is accomplished and s occurs before <u>1922</u>
will	have		past participle	future perfective	Joyce will have written Ulysses by 1922.	s is in the future and s is accomplished and s occurs before <u>1922</u>
	has/have	been	present participle	present perfect progressive	Joyce has been writing Ulysses in 1919.	s holds within <u>1919</u> and s is accomplished
	had	been	present participle	pluperfect progressive	Joyce had been writing Ulysses in 1919.	s is in the past and s holds within <u>1919</u> and s is accomplished
will	have	been	present participle	future perfect progressive	By the end of 1920, Joyce will have been writing Ulysses for 33 months.	s is in the future and s holds during <u>December 1920 – 33 months</u>

Annex F - Vocabulary Registration Vocabulary

(normative)

F.1 Vocabularies Presented in this Document

This annex formally lists the vocabularies provided by the Date-Time Vocabulary specification.

Date-Time Vocabulary Registration Vocabulary

General Concept:	terminological dictionary
Language:	English
Note:	This vocabulary formally registers all the vocabularies specified in this document.
Namespace URI:	http://www.omg.org/spec/DTV/20160301/dtv-sbvr.xml#DTVRegistrationVocabulary

Time Infrastructure Vocabulary

General Concept:	terminological dictionary
Language:	English
Description:	The primary purpose of this vocabulary is to enable the definition of various kinds of calendars, such as fiscal, lunar, or religious calendars. Most end users will use one of the calendars defined in this document and should not need many of the concepts defined here.
Note:	See Clause 8.
Namespace URI:	http://www.omg.org/spec/DTV/20160301/dtv-sbvr.xml#TimeInfrastructureVocabulary

Duration Values Vocabulary

General Concept:	terminological dictionary
Language:	English
Description:	Duration values are amounts of time stated in terms of one or more time units .
Note:	See Clause 9.
Namespace URI:	http://www.omg.org/spec/DTV/20160301/dtv-sbvr.xml#DurationValuesVocabulary

Calendars Vocabulary

General Concept:	terminological dictionary
Language:	English
Description:	Calendars use time scales to impose structure on time.
Note:	See Clause 10.
Namespace URI:	http://www.omg.org/spec/DTV/20160301/dtv-sbvr.xml#CalendarsVocabulary

Gregorian Calendar Vocabulary

General Concept: [terminological dictionary](#)
Language: [English](#)
Description: The Gregorian Calendar is the standard calendar, used worldwide.
Note: See Clause 11.
Namespace URI: <http://www.omg.org/spec/DTV/20160301/dtv-sbvr.xml#GregorianCalendarVocabulary>

ISO Week Calendar Vocabulary

General Concept: [terminological dictionary](#)
Language: [English](#)
Description: Defines the standard calendar based on 7-day weeks.
Note: See Clause 12.
Namespace URI: <http://www.omg.org/spec/DTV/20160301/dtv-sbvr.xml#ISOWeekCalendarVocabulary>

Time of Day Vocabulary

General Concept: [terminological dictionary](#)
Language: [English](#)
Description: Defines the time scales, time points, and time coordinates that comprise the [calendar day](#).
Note: See Clause 13.
Namespace URI: <http://www.omg.org/spec/DTV/20160301/dtv-sbvr.xml#TimeOfDayVocabulary>

Internet Time Vocabulary

See: [terminological dictionary](#)
Language: [English](#)
Description: [Internet Time](#) is the calendar of the Network Time Protocol (NTP), published by the Internet Engineering Task Force (IETF).
Note: See Clause 14.
Namespace URI: <http://www.omg.org/spec/DTV/20160301/dtv-sbvr.xml#InternetTimeVocabulary>

Indexical Time Vocabulary

General Concept: [terminological dictionary](#)
Language: [English](#)
Description: Indexical terms for time periods that are in common business use.
Note: See Clause 15.
Namespace URI: <http://www.omg.org/spec/DTV/20160301/dtv-sbvr.xml#IndexicalTimeVocabulary>

Situations Vocabulary

General Concept: [terminological dictionary](#)
Language: [English](#)
Description: A vocabulary that relates situations to [time intervals](#) and [durations](#).
Note: See Clause 16.
Namespace URI: <http://www.omg.org/spec/DTV/20160301/dtv-sbvr.xml#SituationsVocabulary>

Schedules Vocabulary

General Concept:	terminological dictionary
Language:	English
Description:	Schedules relate repeating situations to time.
Note:	See Clause 17.
Namespace URI:	http://www.omg.org/spec/DTV/20160301/dtv-sbvr.xml#SchedulesVocabulary

Sequences Vocabulary

General Concept:	terminological dictionary
Language:	English
Description:	Model of ordered collections of things in which the things are ordered by assigning numbers (indices) to them within the collection, as distinct from any particular properties of the things themselves.
Note:	See Annex D.2.
Namespace URI:	http://www.omg.org/spec/DTV/20160301/dtv-sbvr.xml#SequencesVocabulary

Quantities Vocabulary

General Concept:	terminological dictionary
Language:	English
Description:	A minimal set of the concepts defined in VIM .
Note:	See Annex D.3.
Namespace URI:	http://www.omg.org/spec/DTV/20160301/dtv-sbvr.xml#QuantitiesVocabulary

Mereology Vocabulary

General Concept:	terminological dictionary
Language:	English
Description:	Concepts about the relationship of wholes and parts.
Note:	See Annex D.4.
Namespace URI:	http://www.omg.org/spec/DTV/20160301/dtv-sbvr.xml#MereologyVocabulary

SBVR-DTV Vocabulary

General Concept:	terminological dictionary
Language:	English
Description:	Selected concepts adopted from the SBVR Meaning and Representation Vocabulary or the SBVR Vocabulary for Describing Business Vocabularies .
Namespace URI:	http://www.omg.org/spec/DTV/20160301/dtv-sbvr.xml#SBVR-DTVVocabulary

Various vocabularies, standards, and other publications that are referenced in the SBVR aspects of this specification are formally named as SBVR “individual constants” here.

F.2 External Vocabularies and Namespaces

BIPM

General Concept: [vocabulary](#)
Definition: The standard of the Bureau International des Poids et Mesures (BIPM), named: *The International System of Units*, 8th edition, 2006

IEC 60050-111

General Concept: [vocabulary](#)
Definition: The standard of the International Electrotechnical Committee, International Electrotechnical Vocabulary, number-60050 Chapter 111, named: *Physics and Chemistry*, Edition 2.0, 1996-07

ISO 18026

General Concept: [vocabulary](#)
Definition: The standard of the International Standards Organization (ISO), number 18026, named: *Information technology - Spatial Reference Model (SRM)*, 2009

ISO 80000-3

General Concept: [vocabulary](#)
Definition: The standard of the International Standards Organization (ISO), number ISO 80000-3, named: *Quantities and Units -- Part 3: Space and time*, 2006

ISO 8601

General Concept: [vocabulary](#)
Definition: The standard of the International Standards Organization (ISO), number 8601, named: *Data elements and interchange formats – Information interchange – Representation of Dates and Times*, Third edition, December 1, 2004

NODE

Definition: The publication named: *New Oxford Dictionary of English*

NTP

General Concept: [vocabulary](#)
Definition: The standard of the Internet Engineering Task Force, RFC 5905, named: *Network Time Protocol Version 4: Protocol and Algorithms Specification*

SBVR Vocabulary

General Concept: [vocabulary](#)
Definition: [the vocabulary](#) for terminological dictionaries/ontologies and rulebooks version 1.0 as specified in [OMG formal/08-01-02] available at <http://www.omg.org/spec/SBVR/1.0/>
Note: This vocabulary is a combination of the following: [Meaning and Representation Vocabulary](#), [Logical Formulation of Semantics Vocabulary](#), [Vocabulary for Describing Business Vocabularies](#), and [Vocabulary for Describing Business Rules](#)
Note: The specific concepts from the [SBVR Vocabulary](#) that are used by the [Date-Time Vocabulary](#) are inventoried in the [SBVR-DTV Vocabulary](#).
Namespace URI: <http://www.omg.org/spec/SBVR/20070901/SBVR.xml>

SI

General Concept:

[vocabulary](#)

Definition:

The standard of the International Standards Organization (ISO), number ISO 18026, named: Information technology - Spatial Reference Model (SRM), 2009

VIM

General Concept:

[vocabulary](#)

Definition:

The standard of the International Standards Organization/International Electrotechnical Commission (ISO/IEC), number JCGM 200: 2008, named: International Vocabulary for Metrology - Basic and General Concepts and Associated Terms (VIM), 3rd edition

Annex G - UML Profile for the SBVR Elements used in the Date-Time Vocabulary

(normative)

G.1 General

This annex specifies the stereotypes that are used to mark up UML model elements in the DTV specification.

A general UML Profile for SBVR concepts has not been developed by the OMG. It is expected that such a profile will be developed in the future. At such time, this Annex and the corresponding UML stereotypes in the DTV UML model will be superseded.

The UML metaclass Class is depicted in the diagram because it plays roles in stereotyped relationships. The UML metaclasses Association and Dependency are not depicted. They serve only as the UML base elements for some of the defined stereotypes.

G.2 Concept types

The SBVR term [concept type](#) refers to a concept whose instances are concepts. Two stereotypes are introduced to support this notion.

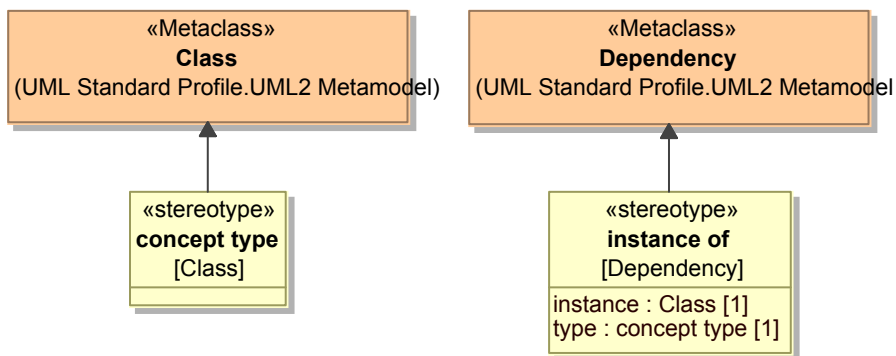


Figure G.1 - Concept types

G.2.1 Stereotype «concept type»

The stereotype «concept type» characterizes a UML Class as an SBVR [concept type](#). In UML terms, it is a classifier whose instances are classes.

G.2.2 Stereotype «instance of»

The stereotype «instance of» characterizes a UML Dependency as representing the relationship between a UML Class (representing an SBVR [concept](#)) and a [concept type](#) that *corresponds to* it. That is, the Dependency can be read "Class X is an instance of concept type Y."

The relationship of the «instance of» Dependency to the (client) Class that is the instance is represented in the «instance of» element by the Tag "instance".

The relationship of the «instance of» Dependency to the (supplier) Class that is the concept type is represented in the «instance of» element with the Tag "type".

G.3 Categorization

The SBVR term [categorization type](#) refers to a [concept type](#) whose instances are subtypes of a common base concept. A [categorization scheme](#) for the common base concept is a specific set of subtypes that are mutually exclusive. Three stereotypes are introduced to support this notion.

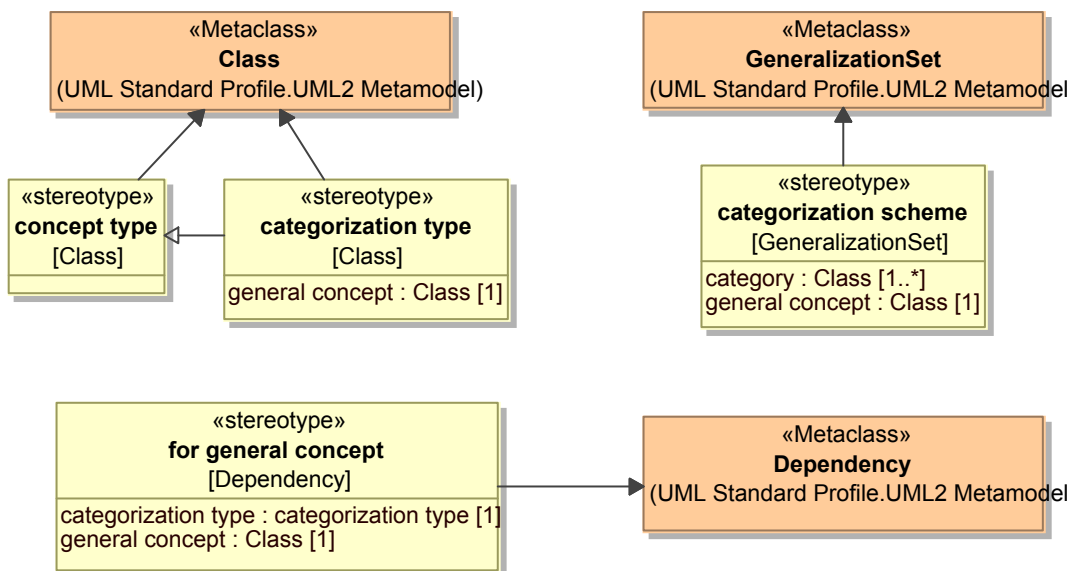


Figure G.2 - Categorization

G.3.1 Stereotype «categorization type»

The stereotype «categorization type» characterizes a UML Class as an SBVR [categorization type](#).

A categorization type is similar to a UML Powertype. The instances of a Powertype are *all* the subclasses of a given Class. The instances of a [categorization type](#) are *all* the [categories](#) (specializations) of a given [general concept](#), which is represented in UML by a Class.

The relationship of the [categorization type](#) to the Class that is the general concept that the categorization type is for is represented in the «categorization type» element by the Tag "general concept".

By comparison, the extension of categorization type is a particular set of subclasses of a given Class that are mutually exclusive. Only in some cases is the extension of a UML Powertype a set of subclasses that are mutually exclusive, partly because the Powertype necessarily includes all of the subclasses of the categorized Class.

Each categorization type has a «for general concept» Dependency on a 'base class' that is the "common base concept" of the instances.

G.3.2 Stereotype «for general concept»

The stereotype «for general concept» characterizes a UML Dependency as representing the relationship between a [categorization type](#) and the [general concept](#) that it categorizes. The Dependency is the diagram element that shows the relationship. The Dependency can be read "Categorization type X is for general concept Y."

The relationship of the «for general concept» Dependency to the (client) categorization type is represented in the «for general concept» element by the Tag "categorization type".

The relationship of the «for general concept» Dependency to the (supplier) Class that is the general concept is represented in the «for general concept» element with the Tag "general concept".

G.3.3 Stereotype «categorization scheme»

The SBVR term [categorization scheme](#) refers to a specific set of categories of a common general concept that are mutually exclusive. The stereotype «categorization scheme» characterizes a UML GeneralizationSet as a categorization scheme.

The relationship of the [categorization scheme](#) to the Class that is the general concept that the categorization scheme *is for* is represented in the «categorization scheme» element by the Tag "general concept".

The relationship of the [categorization scheme](#) to the Classes that are the mutually exclusive categories that the categorization scheme *includes* is represented in the «categorization scheme» element by the Tag "category".

G.4 Verb Concepts

The SBVR term [verb concept](#) refers to a concept whose instances are states, activities or events. A verb concept is said to have [verb concept roles](#) that characterize the participation of individual objects in those states, activities or events.

[Verb concepts](#) that involve only one or two participant objects can be represented in UML using Attributes and binary Associations. In a binary Association, the multiplicity on an Association End represents the number of instances of the verb concept that each instance of the other role can participate in, i.e., the number of times an instance of that class can play that role.

In theory, a verb concept involving more than two roles can be represented in UML by an N-ary Association. Support for N-ary associations in UML v2.4 tools is highly variable. For this reason, this specification represents a verb concept with 3 or more participating verb concept roles as a Class with a «verb concept» stereotype. Three stereotypes are introduced to support this approach.

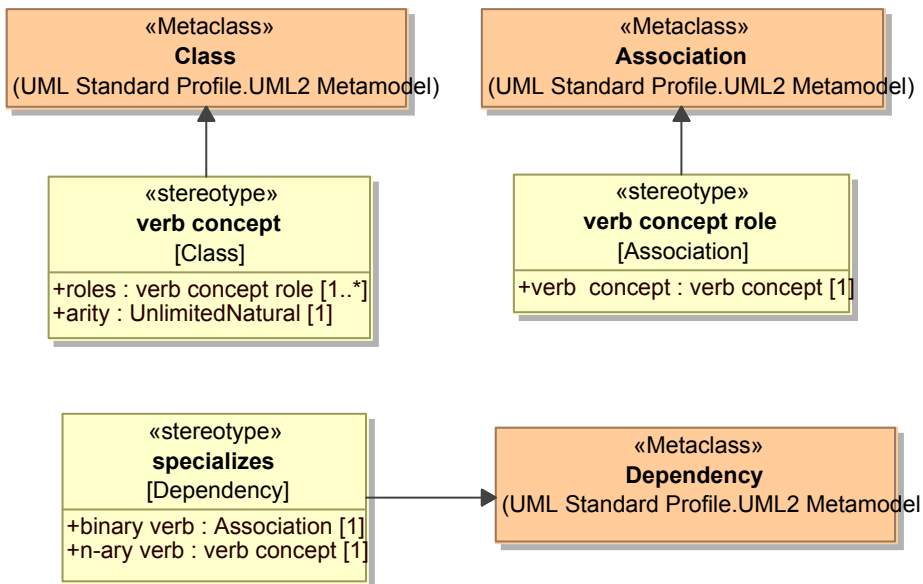


Figure G.3 - Verb Concept stereotypes

G.4.1 Stereotype «verb concept»

The stereotype «verb concept» characterizes a UML Class as an SBVR [verb concept](#). In UML terms, it is a classifier whose instances are states.

Each «verb concept» Class has one «verb concept role» Association for each [verb concept role](#) in the SBVR [verb concept](#) that it represents.

The set of «verb concept role» Associations for the [verb concept](#) are represented in the «verb concept» element by the Tag "roles".

The number of [verb concept roles](#) for the [verb concept](#) is represented in the «verb concept» element by the Tag "arity".

G.4.2 Stereotype «verb concept role»

The stereotype «verb concept role» characterizes a UML Association as representing one [verb concept role](#) in an SBVR [verb concept](#) that is represented by a «verb concept» Class.

Each «verb concept role» Association represents exactly [one verb concept role](#) in exactly one SBVR [verb concept](#). Each link that instantiates that Association can be read: In the state (object) X that is the instance of the verb concept Class, the role Y is played by Z, where Y is the association end name on the Association, and Z is the object in the range Class.

One end of the «verb concept role» Association is the «verb concept» Class that represents the [verb concept](#). The other end of the Association is the UML Class that represents the [range](#) of the [verb concept role](#). The name of that association end is the [placeholder](#) for the [verb concept role](#) in the [verb concept form](#).

In a «verb concept role» Association only the association end that refers to the range of the role is navigable, and it always has multiplicity one, because each [verb concept role](#) is played exactly once in any one instance of the [verb concept](#).

The relationship of the «verb concept role» Association to the «verb concept» Class is represented in the «verb concept role» element by the Tag "verb concept".

G.4.3 Stereotype «specializes»

The stereotype «specializes» characterizes a UML Dependency as representing an instance of SBVR [concept specializes concept](#), where the narrower concept is a [binary verb concept](#) that is represented by a UML Association, and the more general concept is a [verb concept](#) with more than two verb concept roles that is represented by a «verb concept» Class. That is, the Dependency can be read "binary verb concept X specializes verb concept Y."

The relationship of the «specializes» Dependency to the (client) binary verb concept is represented in the «specializes» element by the Tag "binary verb".

The relationship of the «specializes» Dependency to the (supplier) «verb concept» Class that is the more general verb concept is represented in the «specializes» element with the Tag "n-ary verb".

Note: A binary verb concept can specialize an n-ary verb concept by supplying in its definition a specific thing to play one of the verb concept roles in the n-ary verb concept. In practice, it also constrains the ranges of other verb concept roles in the n-ary verb concept.

Index of Date Time Designations

(informative)

A

[absolute atomic time coordinate](#) 126
[absolute compound time coordinate](#) 126
[absolute time coordinate](#) 121
[absolute time point](#) 81
[actuality](#) 234
[ad hoc schedule](#) 253
[April](#) 146
[atomic duration value](#) 90
[atomic duration value *has* number](#) 90
[atomic duration value *has* time unit](#) 91
[atomic time coordinate](#) 123
[atomic time coordinate *has* granularity](#) 124
[atomic time coordinate *has* time scale](#) 124
[atomic time coordinate *indicates* time point](#) 124
[atomic time coordinate *uses* index](#) 123
[atomic time coordinate *uses* time point kind](#) 123
[August](#) 147

B

[base duration value](#) 150
[base quantity](#) 293
[base unit](#) 295

C

[calendar](#) 109
[calendar date](#) 131
[calendar day](#) 111
[calendar *defines* time scale](#) 109
[calendar month](#) 110
[calendar week](#) 111
[calendar year](#) 110
[calendar₁ *is* duration *ahead of* calendar₂](#) 185
[Calendars Vocabulary](#) 109
[Calendars Vocabulary](#) 307
[centennial year](#) 143
[common time scale](#) 133
[common year](#) 142
[compound duration value](#) 91

[compound time coordinate](#) 124
[compound time coordinate](#) *combines* [time coordinate](#) 125
[compound time coordinate](#) *converts to time set on time scale* 134
[compound time coordinate](#) *has* [atomic time coordinate](#) 125
[compound time coordinate](#) *includes* [atomic time coordinate](#) 125
[compound time coordinate](#) *indicates* [time point](#) 125
[consecutive sequence](#) 279
[contract](#) 23
[contract](#) *has* [contract length](#) 24
[contract](#) *has* [contract payment](#) 24
[contract](#) *has* [contract term](#) 24
[contract](#) *has* [payment schedule](#) 24
[contract](#) *has* [start date](#) 24
[contract length](#) 24
[contract payment](#) 24
[contract term](#) 24
[current day](#) 198
[current hour](#) 197
[current month](#) 200
[current time](#) 196
[current week](#) 199
[current year](#) 202

D

[date coordinate with time offset](#) 190
[date time](#) 131
[date time](#) *combines* [calendar date](#) 132
[date time](#) *combines* [time of day coordinate](#) 132
[date time coordinate](#) 131
[date time coordinate with time offset](#) 190
[Date-Time Vocabulary Registration Vocabulary](#) 307
[day period](#) 113
[day-of-common-year](#) 156
[day-of-leap-year](#) 157
[December](#) 147
[derived quantity](#) 293
[derived unit](#) 295
[duration](#) 58
[duration](#) *is less than* [duration value set](#) 104
[duration](#) *is less than or equal to* [duration value set](#) 103
[duration value](#) 89
[duration value](#) *has* [atomic duration value](#) 91
[duration value set](#) 101
[duration value set](#) *equals* [duration](#) 103
[duration value set](#) *is less than* [duration](#) 104
[duration value set](#) *is less than or equal to* [duration](#) 103
[duration value set](#)₁ *equals* [duration value set](#)₂ 101

[duration value set₁ is less than duration value set₂](#) 102
[duration value set₁ is less than or equal to duration value set₂](#) 102
[duration value set₂ equals duration minus duration value set₁](#) 106
[duration value set₂ equals duration plus duration value set₁](#) 105
[duration value set₂ equals duration value set₁ minus duration](#) 106
[duration value set₂ equals duration value set₁ plus duration](#) 105
[duration value set₃ equals duration value set₁ minus duration value set₂](#) 107
[duration value set₃ equals duration value set₁ plus duration value set₂](#) 106
[duration value₂ equals number times duration value₁](#) 97
[duration value₃ equals duration value₁ minus duration value₂](#) 97
[duration value₃ equals duration value₁ plus duration value₂](#) 96
[Duration Values Vocabulary](#) 307
[Duration Values Vocabulary](#) 89
[duration₁ equals duration₂](#) 59
[duration₁ is less than duration₂](#) 61
[duration₁ is less than or equal to duration₂](#) 59
[duration₂ equals number times duration₁](#) 65
[duration₃ equals duration₁ minus duration₂](#) 64
[duration₃ equals duration₁ plus duration₂](#) 62

E

[earliest time](#) 246
[eighth member](#) 288
[eleventh member](#) 288
[eternity](#) 57
[Example Vocabulary](#) 23

F

[February](#) 145
[fifth member](#) 287
[final stub](#) 251
[finite sequence](#) 280
[finite time scale](#) 81
[finite time scale exactly subdivides time point kind](#) 116
[finite time scale repeats over indefinite time scale](#) 118
[finite time scale subdivides time point](#) 115
[finite time scale subdivides time point kind](#) 115
[first member](#) 282
[first occurrence](#) 222
[first position](#) 273
[first Thursday](#) 169
[first time point](#) 87
[following day](#) 199
[following hour](#) 198
[following month](#) 202
[following week](#) 200
[following year](#) 203

[fourth member](#) 287
[Friday](#) 171
[future day](#) 199
[future hour](#) 197
[future month](#) 201
[future time](#) 196
[future week](#) 200
[future year](#) 203

G

[general situation kind](#) 207
[generalization](#) 208
[granularity](#) 80
[Gregorian calendar day](#) 144
[Gregorian calendar month](#) 143
[Gregorian Calendar Vocabulary](#) 137
[Gregorian Calendar Vocabulary](#) 308
[Gregorian date](#) 159
[Gregorian day](#) 143
[Gregorian day of month](#) 144
[Gregorian day of month coordinate](#) 155
[Gregorian day of year](#) 143
[Gregorian day of year coordinate](#) 155
[Gregorian days sequence](#) 160
[Gregorian month](#) 143
[Gregorian month coordinate](#) 155
[Gregorian month day coordinate](#) 158
[Gregorian month](#) *has* [Gregorian days sequence](#) 161
[Gregorian month](#) *has* [Gregorian month of year](#) 161
[Gregorian month](#) *has* [Gregorian year](#) 161
[Gregorian month of year](#) 143
[Gregorian month of year](#) *has* [day-of-common-year](#) 157
[Gregorian month of year](#) *has* [day-of-leap-year](#) 157
[Gregorian month of year](#) *has* [Gregorian year of days set](#) 162
[Gregorian year](#) 143
[Gregorian year coordinate](#) 155
[Gregorian year day coordinate](#) 158
[Gregorian year](#) *has* [first Thursday](#) 169
[Gregorian year](#) *has* [Gregorian days sequence](#) 160
[Gregorian year](#) *has* [starting day](#) 156
[Gregorian year](#) *has* [starting week](#) 170
[Gregorian year month coordinate](#) 155
[Gregorian year month day coordinate](#) 157
[Gregorian year of days set](#) 162

H

[hour coordinate](#) 180
[hour minute coordinate](#) 181
[hour minute second coordinate](#) 181
[hour of day](#) 178
[hour of day *converts to* time point sequence on the day of seconds scale](#) 182
[hour period](#) 179

I

[indefinite sequence](#) 280
[indefinite time scale](#) 81
[indefinite time scale₁ *is* duration *ahead of* indefinite time scale₂](#) 185
[index](#) 123
[index](#) 271
[index origin member](#) 277
[index origin position](#) 277
[index origin value](#) 277
[Indexical Time Vocabulary](#) 308
[individual situation kind](#) 207
[individual situation kind *has* occurrence interval](#) 221
[individual situation kind *through* time interval₁](#) 232
[individual situation kind *through* time interval₁ *specifies* time interval₂](#) 232
[individual situation kind₁ *to* individual situation kind₂ *specifies* time interval](#) 233
[initial stub](#) 251
[International System of Units](#) 295
[Internet time coordinate](#) 192
[Internet time point](#) 192
[Internet Time Vocabulary](#) 191
[Internet Time Vocabulary](#) 308
[ISO day of week](#) 168
[ISO day of week coordinate](#) 172
[ISO week](#) 167
[ISO Week Calendar Vocabulary](#) 308
[ISO week day coordinate](#) 173
[ISO week of year](#) 168
[ISO week of year coordinate](#) 172
[ISO week-based year](#) 168
[ISO weekday of year](#) 169
[ISO year of weekdays scale](#) 167
[ISO year of weeks scale](#) 167
[ISO year week coordinate](#) 173
[ISO year week day coordinate](#) 173

J

[January](#) 145
[July](#) 146

[June](#) 146

L

[last day](#) 198

[last hour](#) 197

[last member](#) 282

[last month](#) 201

[last occurrence](#) 223

[last position](#) 274

[last time point](#) 87

[last week](#) 199

[last year](#) 202

[latest time](#) 247

[leap second](#) 179

[leap year](#) 142

[local calendar](#) *specifies time offset* 189

[local calendar](#) 188

[local time](#) 187

[locale](#) *has* [local time](#) 188

[locale](#) *uses* [local calendar](#) 189

[locale](#) 187

M

[March](#) 146

[May](#) 146

[measurement unit](#) 294

[member](#) 274

[member](#) *has* [index in sequence](#) 275

[member](#) *participates in* [sequence](#) 271

[member](#) *with* [index in sequence](#) 275

[member₁](#) *precedes* [member₂](#) *in* [unique sequence](#) 281

[Mereology Vocabulary](#) 297

[Mereology Vocabulary](#) 309

[midnight](#) 177

[minute coordinate](#) 181

[minute of day](#) 178

[minute of day](#) *converts to* [time point sequence on the](#) [day of seconds scale](#) 183

[minute of hour](#) 179

[Monday](#) 170

[month period](#) 112

[month value](#) 152

[months centennial quotient](#) 152

[months centennial quotient](#) *of* [month value](#) 152

[months duration value set](#) 153

[months duration value set](#) *of* [month value](#) 153

[months quadricentennial quotient](#) 152

[months quadricentennial quotient](#) *of* [year value](#) 152

[months quotient](#) 152
[months quotient of month value](#) 152
[months remainder](#) 152
[months remainder of month value](#) 152

N

[next day](#) 198
[next hour](#) 197
[next member](#) 283
[next member after thing in unique sequence](#) 283
[next month](#) 201
[next sequence position](#) 273
[next sequence position is next after sequence position](#) 273
[next week](#) 200
[next year](#) 202
[ninth member](#) 288
[nominal atomic duration value](#) 94
[nominal atomic duration value specifies duration value set](#) 95
[nominal compound duration value](#) 94
[nominal compound duration value specifies duration value set](#) 95
[nominal duration value](#) 94
[nominal duration value is less than or equal to precise duration value](#) 100
[nominal duration value is less than precise duration value](#) 100
[nominal duration value₁ is equivalent to nominal duration value₂](#) 99
[nominal duration value₁ is less than nominal duration value₂](#) 100
[nominal duration value₁ is less than or equal to nominal duration value₂](#) 99
[nominal time unit](#) 76
[noon](#) 177
[November](#) 147

O

[occurrence](#) 206
[occurrence ends after time interval](#) 213
[occurrence ends at time interval](#) 213
[occurrence ends during time interval](#) 214
[occurrence exemplifies situation kind](#) 207
[occurrence interval](#) 210
[occurrence is accomplished](#) 239
[occurrence is accomplished in time interval](#) 239
[occurrence is continuing](#) 239
[occurrence is current](#) 240
[occurrence is in the future](#) 240
[occurrence is in the past](#) 240
[occurrence lasts for duration](#) 212
[occurrence occurs after time interval](#) 212
[occurrence occurs before time interval](#) 212

[occurrence occurs duration after time interval](#) 214
[occurrence occurs duration before time interval](#) 213
[occurrence occurs for occurrence interval](#) 211
[occurrence occurs throughout time interval](#) 210
[occurrence occurs within time interval](#) 210
[occurrence starts at time interval](#) 213
[occurrence starts before time interval](#) 213
[occurrence starts during time interval](#) 214
[occurrence to time interval₁ specifies time interval₂](#) 229
[occurrence₁ ends before occurrence₂](#) 218
[occurrence₁ ends duration after occurrence₂](#) 219
[occurrence₁ is between occurrence₂ and occurrence₃](#) 218
[occurrence₁ is duration after occurrence₂](#) 219
[occurrence₁ overlaps occurrence₂](#) 218
[occurrence₁ precedes occurrence₂](#) 216
[occurrence₁ starts before occurrence₂](#) 217
[occurrence₁ starts duration before occurrence₂](#) 219
[occurrence₁ through occurrence₂ specifies time interval](#) 229
[occurrence₁ to occurrence₂ specifies time interval](#) 230
[October](#) 147

P

[part](#) 297
[part is a proper part of whole](#) 299
[part is part of whole](#) 297
[particular duration](#) 68
[particular quantity](#) 291
[past day](#) 198
[past hour](#) 197
[past month](#) 201
[past time](#) 196
[past week](#) 200
[past year](#) 202
[payment schedule](#) 24
[perpetuity](#) 58
[preceding day](#) 199
[preceding hour](#) 198
[preceding month](#) 201
[preceding week](#) 200
[preceding year](#) 203
[precise atomic duration value](#) 92
[precise atomic duration value quantifies duration](#) 93
[precise compound duration value](#) 92
[precise compound duration value quantifies duration](#) 93
[precise duration value](#) 92
[precise duration value is equivalent to nominal duration value](#) 99

[precise duration value *is less than* nominal duration value](#) 100
[precise duration value *is less than or equal to* nominal duration value](#) 100
[precise duration value₁ *is equivalent to* precise duration value₂](#) 99
[precise duration value₁ *is less than or equal to* precise duration value₂](#) 99
[precise duration value₁ *is less than* precise duration value₂](#) 100
[precise time unit](#) 76
[previous member](#) 284
[previous member *is just before* thing in unique sequence](#) 284
[primordially](#) 57
[proposition *corresponds to* situation kind](#) 236
[proposition *corresponds to* state of affairs](#) 233
[proposition *describes* occurrence](#) 236

Q

[quadricentennial year](#) 143
[Quantities Vocabulary](#) 291
[Quantities Vocabulary](#) 309
[quantity](#) 291
[quantity *has* quantity kind](#) 293
[quantity kind](#) 292
[quantity value](#) 296
[quantity value *quantifies* quantity](#) 296

R

[recurrence count](#) 251
[recurrence duration](#) 250
[refinement](#) 207
[refinement *refines* situation kind](#) 207
[regular entry set](#) 252
[regular entry set *of* regular schedule](#) 252
[regular schedule](#) 249
[regular schedule *has* final stub](#) 252
[regular schedule *has* initial stub](#) 251
[regular schedule *has* recurrence count](#) 251
[regular schedule *has* recurrence duration](#) 250
[regular schedule *has* start time](#) 250
[regular schedule *is for* situation kind](#) 250
[regular sequence](#) 280
[relative atomic time coordinate](#) 126
[relative compound time coordinate](#) 126
[relative time coordinate](#) 121
[relative time point](#) 81

S

[Saturday](#) 171
[SBVR Vocabulary](#) 306
[SBVR-DTV Vocabulary](#) 309
[schedule](#) 244
[schedule](#) *defines* [schedule entry set](#) 245
[schedule entry](#) 244
[schedule entry](#) *has* [situation kind](#) 245
[schedule entry](#) *has* [time interval](#) 245
[schedule entry set](#) 245
[schedule](#) *has* [earliest time](#) 246
[schedule](#) *has* [latest time](#) 247
[schedule](#) *has* [occurrence](#) 246
[schedule](#) *has* [schedule entry](#) 244
[schedule](#) *has* [time span](#) 248
[Schedules Vocabulary](#) 243
[Schedules Vocabulary](#) 309
[second coordinate](#) 181
[second member](#) 286
[second of day](#) 178
[second of minute](#) 179
[September](#) 147
[sequence](#) 271
[sequence](#) *has* [first member](#) 282
[sequence](#) *has* [first position](#) 273
[sequence](#) *has* [index origin member](#) 277
[sequence](#) *has* [index origin position](#) 278
[sequence](#) *has* [index origin value](#) 278
[sequence](#) *has* [last member](#) 283
[sequence](#) *has* [last position](#) 274
[sequence](#) *has* [sequence position](#) 271
[sequence](#) *is of concept* 276
[sequence position](#) 271
[sequence position](#) *has* [index](#) 272
[sequence position](#) *has* [member](#) 275
[sequence position₁](#) *precedes* [sequence position₂](#) 272
[Sequences Vocabulary](#) 270
[Sequences Vocabulary](#) 309
[set](#) *is of concept* 289
[set₁](#) *is set₂ plus thing* 290
[seventh member](#) 287
[situation kind](#) 206
[situation kind](#) *has* [first occurrence](#) 223
[situation kind](#) *has* [first occurrence after time interval](#) 222
[situation kind](#) *has* [generalization](#) 208
[situation kind](#) *has* [last occurrence](#) 223

[situation kind *has last occurrence before time interval*](#) 224
[situation kind *has time span*](#) 221
[situation kind *is accomplished*](#) 238
[situation kind *is accomplished in time interval*](#) 239
[situation kind *is continuing*](#) 238
[situation kind *is current*](#) 240
[situation kind *is in the future*](#) 240
[situation kind *is in the past*](#) 239
[situation kind *occurs for time interval*](#) 220
[situation kind *occurs throughout time interval*](#) 220
[situation kind *occurs within time interval*](#) 220
[situation kind₁ *ends before situation kind₂*](#) 226
[situation kind₁ *is between situation kind₂ and situation kind₃*](#) 227
[situation kind₁ *overlaps situation kind₂*](#) 227
[situation kind₁ *precedes situation kind₂*](#) 225
[situation kind₁ *starts before situation kind₂*](#) 226
[Situations Vocabulary](#) 205
[Situations Vocabulary](#) 308
[sixth member](#) 287
[standard time coordinate](#) 182
[standard time](#) 187
[start date](#) 23
[start time](#) 250
[starting day](#) 156
[starting week](#) 170
[state of affairs](#) 233
[state of affairs *is actual*](#) 234
[subdivision](#) 115
[Sunday](#) 171
[system of quantities](#) 293
[system of quantities *defines base quantity*](#) 293
[system of quantities *includes derived quantity*](#) 293
[system of units](#) 294
[system of units *defines base unit*](#) 295
[system of units *defines derived unit*](#) 295
[system of units *defines measurement unit for quantity kind*](#) 295
[system of units *is for system of quantities*](#) 294

T

[tenth member](#) 288
[thing₁ *overlaps thing₂*](#) 298
[third member](#) 287
[Thursday](#) 171
[time coordinate](#) 120
[time coordinate *indicates time point*](#) 120
[time coordinate *refers to time interval*](#) 120
[time coordinate₁ *is equivalent to time coordinate₂*](#) 127

[Time Infrastructure Vocabulary](#) 27
[Time Infrastructure Vocabulary](#) 307
[time interval](#) 28
[time interval](#) *ends duration after occurrence* 214
[time interval](#) *ends on time point* 83
[time interval](#) *has particular duration* 69
[time interval](#) *is current* 194
[time interval](#) *is future* 194
[time interval](#) *is past* 193
[time interval](#) *is the duration following occurrence* 230
[time interval](#) *is the duration preceding occurrence* 230
[time interval](#) *starts duration before occurrence* 214
[time interval](#) *starts on time point* 83
[time interval](#)₁ *ends during time interval*₂ 41
[time interval](#)₁ *equals time interval*₂ 35
[time interval](#)₁ *finishes after time interval*₂ 41
[time interval](#)₁ *finishes duration after time interval*₂ 73
[time interval](#)₁ *finishes time interval*₂ 37
[time interval](#)₁ *finishes time interval*₂ *complementing time interval*₃ 47
[time interval](#)₁ *finishes with time interval*₂ 40
[time interval](#)₁ *intersects time interval*₂ *with time interval*₃ 50
[time interval](#)₁ *is a proper part of time interval*₂ 29
[time interval](#)₁ *is before time interval*₂ 30
[time interval](#)₁ *is between time interval*₂ *and time interval*₃ 42
[time interval](#)₁ *is part of time interval*₂ 28
[time interval](#)₁ *is properly before time interval*₂ 34
[time interval](#)₁ *is properly during time interval*₂ 36
[time interval](#)₁ *is the duration following time interval*₂ 74
[time interval](#)₁ *is the duration preceding time interval*₂ 73
[time interval](#)₁ *meets time interval*₂ 35
[time interval](#)₁ *overlaps time interval*₂ 29
[time interval](#)₁ *plus time interval*₂ *is time interval*₃ 42
[time interval](#)₁ *properly overlaps time interval*₂ 36
[time interval](#)₁ *starts before time interval*₂ 39
[time interval](#)₁ *starts duration before time interval*₂ 72
[time interval](#)₁ *starts during time interval*₂ 40
[time interval](#)₁ *starts time interval*₂ 37
[time interval](#)₁ *starts time interval*₂ *complementing time interval*₃ 46
[time interval](#)₁ *starts with time interval*₂ 39
[time interval](#)₁ *through individual situation kind specifies time interval*₂ 232
[time interval](#)₁ *through occurrence specifies time interval*₂ 229
[time interval](#)₁ *through time interval*₂ *specifies time interval*₃ 54
[time interval](#)₁ *to individual situation kind specifies time interval*₂ 232
[time interval](#)₁ *to occurrence specifies time interval*₂ 229
[time interval](#)₁ *to time interval*₂ *specifies time interval*₃ 55
[time interval](#)₂ *is duration before time interval*₁ 71
[time of day](#) 111

[time of day coordinate](#) 131
[time of day coordinate with time offset](#) 190
[time of day scale](#) 186
[Time of Day Vocabulary](#) 175
[Time of Day Vocabulary](#) 308
[time offset *has* duration](#) 188
[time offset *is ahead*](#) 188
[time offset *is behind*](#) 188
[time offset](#) 188
[time period](#) 85
[time period *is before* time set](#) 130
[time period *is on or before* time set](#) 129
[time point](#) 82
[time point *converts to* time point sequence](#) 134
[time point *converts to* time set](#) 134
[time point *has* index](#) 83
[time point *has* subdivision](#) 115
[time point *indicated by* compound time coordinate](#) 125
[time point *is on* time scale](#) 82
[time point kind](#) 114
[time point kind *has* granularity](#) 115
[time point kind *has* time scale](#) 114
[time point *maps to* time scale](#) 117
[time point sequence](#) 84
[time point sequence *corresponds to* time interval](#) 85
[time point sequence *has* duration](#) 85
[time point sequence *has* first time point](#) 87
[time point sequence *has* last time point](#) 87
[time point sequence *is on* time scale](#) 86
[time point sequence *matches* time set](#) 128
[time point sequence₂ *is* time point sequence₁ *plus* integer](#) 86
[time point₁ *is just before* time point₂](#) 83
[time point₁ *is subdivided into* time point₂](#) 116
[time point₁ *precedes* time point₂](#) 83
[time point₁ *renumbers* time point₂](#) 117
[time point₁ *shares* common time scale *with* time point₂](#) 133
[time point₁ *through* time point₂](#) 88
[time point₁ *through* time point₂ *defines* time point sequence](#) 87
[time point₁ *through* time point₂ *specifies* time period](#) 88
[time point₁ *to* time point₂ *defines* time point sequence](#) 87
[time point₁ *to* time point₂ *specifies* time period](#) 88
[time scale](#) 80
[time scale *has* granularity](#) 80
[time scale *has* time point](#) 82
[time scale₁ *renumbers* time scale₂](#) 117
[time set](#) 128
[time set *is before* time period](#) 130

[time set](#) *is on or before* [time period](#) 129
[time set](#)₁ *is before* [time set](#)₂ 130
[time set](#)₁ *is equivalent to* [time set](#)₂ 128
[time set](#)₁ *is on or before* [time set](#)₂ 129
[time span](#) 220
[time unit](#) 76
[time zone](#) 189
[Tuesday](#) 171
[twelfth member](#) 289

U

[unique sequence](#) 279
[unique sequence](#) *has* [eighth member](#) 288
[unique sequence](#) *has* [eleventh member](#) 289
[unique sequence](#) *has* [fifth member](#) 287
[unique sequence](#) *has* [fourth member](#) 287
[unique sequence](#) *has* [ninth member](#) 288
[unique sequence](#) *has* [second member](#) 286
[unique sequence](#) *has* [seventh member](#) 288
[unique sequence](#) *has* [sixth member](#) 287
[unique sequence](#) *has* [tenth member](#) 288
[unique sequence](#) *has* [third member](#) 287
[unique sequence](#) *has* [twelfth member](#) 289
[UTC time](#) 187
[UTC](#) 186

W

[Wednesday](#) 171
[week period](#) 112
[whole](#) 297

Y

[year period](#) 112
[year to date](#) 203
[year value](#) 148
[year value](#) *has* [base duration value](#) 150
[year value](#) *has* [years centennial remainder](#) 149
[year value](#) *has* [years quadricentennial remainder](#) 149
[year value](#) *specifies* [years duration value set](#) 150
[years centennial quotient](#) 149
[years centennial quotient](#) *of* [year value](#) 149
[years centennial remainder](#) 149
[years duration value set](#) 150
[years quadricentennial quotient](#) 149
[years quadricentennial quotient](#) *of* [year value](#) 149
[years quadricentennial remainder](#) 149

[years quotient](#) 148
[years quotient of year value](#) 149
[years remainder](#) 148
[years remainder of year value](#) 148

