

Digital Receipt V1 API specification

Version 1.0 – beta 1

OMG Document Number: dtc/23-11-46

Standard document URL:

<https://www.omg.org/spec/DIGITALRECEIPT/1.0>

This OMG document replaces the submission document (retail/23-08-02). It is an OMG Adopted Beta Specification and is currently in the finalization phase. Comments on the content of this document are welcome and should be directed to issues@omg.org by December 11, 2023.

You may view the pending issues for this specification from the OMG revision issues web page <https://issues.omg.org/issues/lists>.

The FTF Recommendation and Report for this specification will be published in March 2024. If you are reading this after that date, please download the available specification from the OMG Specifications Catalog.

USE OF SPECIFICATION - TERMS, CONDITIONS & NOTICES

The material in this document details an Object Management Group specification in accordance with the terms, conditions and notices set forth below. This document does not represent a commitment to implement any portion of this specification in any company's products. The information contained in this document is subject to change without notice.

LICENSES

The companies listed above have granted to the Object Management Group, Inc. (OMG) a nonexclusive, royalty-free, paid up, worldwide license to copy and distribute this document and to modify this document and distribute copies of the modified version. Each of the copyright holders listed above has agreed that no person shall be deemed to have infringed the copyright in the included material of any such copyright holder by reason of having used the specification set forth herein or having conformed any computer software to the specification.

Subject to all of the terms and conditions below, the owners of the copyright in this specification hereby grant you a fully-paid up, non-exclusive, nontransferable, perpetual, worldwide license (without the right to sublicense), to use this specification to create and distribute software and special purpose specifications that are based upon this specification, and to use, copy, and distribute this specification as provided under the Copyright Act; provided that: (1) both the copyright notice identified above and this permission notice appear on any copies of this specification; (2) the use of the specifications is for informational purposes and will not be copied or posted on any network computer or broadcast in any media and will not be otherwise resold or transferred for commercial purposes; and (3) no modifications are made to this specification. This limited permission automatically terminates without notice if you breach any of these terms or conditions. Upon termination, you will destroy immediately any copies of the specifications in your possession or control.

PATENTS

The attention of adopters is directed to the possibility that compliance with or adoption of OMG specifications may require use of an invention covered by patent rights. OMG shall not be responsible for identifying patents for which a license may be required by any OMG specification, or for conducting legal inquiries into the legal validity or scope of those patents that are brought to its attention. OMG specifications are prospective and advisory only. Prospective users are responsible for protecting themselves against liability for infringement of patents.

IPR Mode

This specification is issued under the Non-Assert Mode base on the OMG IPR Policy.
OMG IPR Policy <https://www.omg.org/cgi-bin/doc.cgi?ipr>

GENERAL USE RESTRICTIONS

Any unauthorized use of this specification may violate copyright laws, trademark laws, and communications regulations and statutes. This document contains information which is protected by copyright. All Rights Reserved. No part of this work covered by copyright herein may be reproduced or used in any form or by any means--graphic, electronic, or mechanical, including photocopying, recording, taping, or information storage and retrieval systems--without permission of the copyright owner.

DISCLAIMER OF WARRANTY

WHILE THIS PUBLICATION IS BELIEVED TO BE ACCURATE, IT IS PROVIDED "AS IS" AND MAY CONTAIN ERRORS OR MISPRINTS. THE OBJECT MANAGEMENT GROUP AND THE COMPANIES LISTED ABOVE MAKE NO WARRANTY OF ANY KIND, EXPRESS OR IMPLIED, WITH REGARD TO THIS PUBLICATION, INCLUDING BUT NOT LIMITED TO ANY WARRANTY OF TITLE OR OWNERSHIP, IMPLIED WARRANTY OF MERCHANTABILITY OR WARRANTY OF FITNESS FOR A PARTICULAR PURPOSE OR USE. IN NO EVENT SHALL THE OBJECT MANAGEMENT GROUP OR ANY OF THE COMPANIES LISTED ABOVE BE LIABLE FOR ERRORS CONTAINED HEREIN OR FOR DIRECT, INDIRECT, INCIDENTAL, SPECIAL, CONSEQUENTIAL, RELIANCE OR COVER DAMAGES, INCLUDING LOSS OF PROFITS, REVENUE, DATA OR USE, INCURRED BY ANY USER OR ANY THIRD PARTY IN CONNECTION WITH THE FURNISHING, PERFORMANCE, OR USE OF THIS MATERIAL, EVEN IF ADVISED OF THE POSSIBILITY OF SUCH DAMAGES.

The entire risk as to the quality and performance of software developed using this specification is borne by you. This disclaimer of warranty constitutes an essential part of the license granted to you to use this specification.

RESTRICTED RIGHTS LEGEND

Use, duplication or disclosure by the U.S. Government is subject to the restrictions set forth in subparagraph (c) (1) (ii) of The Rights in Technical Data and Computer Software Clause at DFARS 252.227-7013 or in subparagraph (c)(1) and (2) of the Commercial Computer Software - Restricted Rights clauses at 48 C.F.R. 52.227-19 or as specified in 48 C.F.R. 227-7202-2 of the DoD F.A.R. Supplement and its successors, or as specified in 48 C.F.R. 12.212 of the Federal Acquisition Regulations and its successors, as applicable. The specification copyright owners are as indicated above and may be contacted through the Object Management Group, 9C Medway Road, PMB 274, Milford, MA 01757, U.S.A.

TRADEMARKS

IMM®, MDA®, Model Driven Architecture®, UML®, UML Cube logo®, OMG Logo®, CORBA® and XMI® are registered trademarks of the Object Management Group, Inc., and Object Management Group™, OMG™, Unified Modeling Language™, Model Driven Architecture Logo™, Model Driven Architecture Diagram™, CORBA logos™, XMI Logo™, CWM™, CWM Logo™, IIOP™, MOF™, OMG Interface Definition Language (IDL)™, and OMG SysML™ are trademarks of the Object Management Group. All other products or company names mentioned are used for identification purposes only and may be trademarks of their respective owners.

COMPLIANCE

The copyright holders listed above acknowledge that the Object Management Group (acting itself or through its designees) is and shall at all times be the sole entity that may authorize developers, suppliers and sellers of computer software to use certification marks, trademarks or other special designations to indicate compliance with these materials.

Software developed under the terms of this license may claim compliance or conformance with this specification if and only if the software compliance is of a nature fully matching the applicable compliance points as stated in the specification. Software developed only partially matching the applicable compliance points may claim only that the software was based on this specification but may not claim compliance or conformance with this specification. In the event that testing suites are implemented or approved by Object Management Group, Inc., software developed using this specification may claim compliance or conformance with the specification only if the software satisfactorily completes the testing suites.

OMG's Issue Reporting Procedure

All OMG specifications are subject to continuous review and improvement. As part of this process, we encourage readers to report any ambiguities, inconsistencies, or inaccuracies they may find by completing the Issue Reporting Form listed on the main web page <http://www.omg.org>, under Documents, Report a Bug/Issue (http://www.omg.org/report_issue.)

Table of Contents

PREFACE	VII
1. SCOPE	IX
1.1 OBJECTIVE	IX
1.2 TEAM MISSION	IX
2. CONFORMANCE	IX
3. REFERENCES	IX
3.1 NORMATIVE REFERENCES	IX
3.2 NON-NORMATIVE REFERENCES	IX
4. TERMS AND DEFINITIONS	X
5. SYMBOLS	X
6. ADDITIONAL INFORMATION	XI
6.1 ACKNOWLEDGEMENTS	XI
6.2 MEMBER ROASTER	XI
7. USE OF DIGITAL RECEIPT API	XIII
7.1 BASIC FLOW	XIII
7.2 EXCEPTION FLOW	XIV
8. APPLY FOR THE USE OF APPLICATION	16
8.1 AUTHORITY OF THE APPLICATION	16
8.2 USE CASES	16
8.2.1 Get a receipt in a membership application	16
8.2.2 Register Digital Receipt by Membership authority	17
8.2.3 Register receipt of application with company authority	18
8.3 MEMBERSHIP AUTHORITY APPLICATION OVERVIEW	18
8.3.1 Application information obtaining	19
8.3.2 Access token obtaining	19
8.3.3 Request example	19
8.4 COMPANY AUTHORITY APPLICATION OVERVIEW	20
8.4.1 Application information obtaining	20
8.4.2 Access token obtaining	20
8.4.3 Request example	20
9 API LIST	21
9.1 DIGITAL RECEIPT API LIST	21
10 MEMBERSHIP API	22
10.1 AUTHENTICATION API	22
10.1.1 Request	22
10.1.2 Response	23
11. COMPANY API	25
11.1 AUTHENTICATION API	25
11.1.1 Request	25
11.1.2 Response	26
12 RECEIPT API	28
12.1 API TO GET RECEIPT LIST	28
12.1.1 Request	28
12.1.2 Response	29
12.2 RECEIPT DETAIL ACQUISITION API	32
12.2.1 Request	32
12.2.2 Response	33

12.3	RECEIPT PRINT CHARACTER ACQUISITION API	36
12.3.1	Request.....	36
12.3.2	Response	37
12.4	RECEIPT IMAGE ACQUISITION API.....	39
12.4.1	Request.....	39
12.4.2	Response	40
12.5	RECEIPT REGISTRATION API.....	42
12.5.1	Request.....	42
12.5.2	Response	45
13	REFERENCE	47
14	UNRESOLVED ISSUES	47
15	RELATIONSHIP BETWEEN DIGITAL RECEIPT API RELATED DOCUMENTS	48

Preface

OMG

Founded in 1989, the Object Management Group, Inc. (OMG) is an open membership, not-for-profit computer industry standards consortium that produces and maintains computer industry specifications for interoperable, portable, and reusable enterprise applications in distributed, heterogeneous environments. Membership includes Information Technology vendors, end users, government agencies, and academia.

OMG member companies write, adopt, and maintain its specifications following a mature, open process. OMG's specifications implement the Model Driven Architecture® (MDA®), maximizing ROI through a full-lifecycle approach to enterprise integration that covers multiple operating systems, programming languages, middleware and networking infrastructures, and software development environments. OMG's specifications include UML® (Unified Modeling Language™); CORBA® (Common Object Request Broker Architecture); CWM™ (Common Warehouse Metamodel); and industry-specific standards for dozens of vertical markets.

More information on the OMG is available at <http://www.omg.org/>.

OMG Specifications

As noted, OMG specifications address middleware, modeling and vertical domain frameworks. All OMG Specifications are available from the OMG website at:

<http://www.omg.org/spec>

Specifications are organized by the following categories:

Business Modeling Specifications

Middleware Specifications

- 1 CORBA/IIOP
- 2 Data Distribution Services
- 3 Specialized CORBA

IDL/Language Mapping Specifications

Modeling and Metadata Specifications

- 4 UML, MOF, CWM, XMI
- 5 UML Profile

Modernization Specifications

Platform Independent Model (PIM), Platform Specific Model (PSM), Interface Specifications

- 6 CORBAServices
- 7 CORBAFacilities

OMG Domain Specifications

CORBA Embedded Intelligence Specifications

CORBA Security Specifications

All of OMG's formal specifications may be downloaded without charge from our website. (Products implementing OMG specifications are available from individual suppliers.) Copies of specifications,

available in PostScript and PDF format, may be obtained from the Specifications Catalog cited above or by contacting the Object Management Group, Inc. at:

OMG Headquarters
9C Medway Road
PMB 274
Milford, MA 01757
USA
Tel: +1-781-444-0404
Fax: +1-781-444-0320
Email: pubs@omg.org

Certain OMG specifications are also available as ISO standards. Please consult <http://www.iso.org>

Typographical Conventions

The type styles shown below are used in this document to distinguish programming statements from ordinary English. However, these conventions are not used in tables or section headings where no distinction is necessary.

Times/Times New Roman - 10 pt.: Standard body text

NOTE: Terms that appear in italics are defined in the glossary. Italic text also represents the name of a document, specification, or other publication.

Issues

The reader is encouraged to report any technical or editing issues/problems with this specification to http://www.omg.org/report_issue.htm.

1. Scope

1.1 Objective

This document is a specification document on the standard Digital Receipt API, which has been formulated as a standard specification by the Digital Receipt Subcommittee of the .NET Retail System Council Japan as part of a contract project of the Ministry of Economy, Trade and Industry of Japan.

This specification can connect POS terminals for various business types of business of various vendors by standardizing APIs related to transmission and reception of digital receipt data between digital receipt server and POS terminal, and between digital receipt server and smartphone. The purpose is to reduce development costs and system integration costs. Another object is to make it easier to use digital receipt data by making it easier to create a smartphone application that uses digital receipt data.

1.2 Team mission

The team's mission is to create a standard API for digital receipts in today's retail environment, where transactions at the point of sale need to be completely paperless, and to facilitate the adoption of digital receipts by enabling them to be applied to modern technology environments using JSON and REST.

2. Conformance

3. References

3.1 Normative References

[Digital Receipt Ontology Files]

- Retail Industry Ontology (RIO) Mapping for Digital Receipt_06162023.docx
- Digital Receipt Data Items Reference List for Japanese Market.xlsx

[Digital Receipt Format and API Specification Files]

- Digital Receipt Format Specification (JSON Ver for Japanese Market)_08262023.docx
- Digital Receipt V1_API_Specification_08262023.docx

3.2 Non-normative References

[Machine Consumable]

Open API (YAML Oriented) Files

- DigitalReceiptServiceAPISpecification_V1.0.0_08262023.yaml
- Digital Receipt nodejs-server-08262023.zip
- Digital Receipt html-client-08262023.zip

Digital Receipt JSON and XML Schema Files

- DigitalReceiptV3.1.0.JSON_Schema_08262023.json
- DigitalReceiptV3.1.0_08262023.xsd

[Ancillary]

Explanation & Inventory Files

- Digital Receipt API Inventory File_08262023.doc
- Digital Receipt API V1 Explanation_08262023.pptx

[Ancillary Reference from ARTS]

Digital Receipt Related Current ARTS Files

- ARTS_Standard_XML_Digital_Receipt_Technical_Specification_V3.1.0.pdf
- ARTS Standard Digital Receipt Domain Model V3.1.0.pdf
- Best Practices for Service implementation Using ARTS Std.pdf

4. Terms and Definitions

5. Symbols

6. Additional Information

6.1 Acknowledgements

- The following company submitted this specification:
Toshiba GCS
- The following organization contributed this specification Leader
- NET Retail System Council
"Digital receipt subcommittee"
- Cooperating organization
General Federated Open Food Service Systems Consortium
"Digital receipt subcommittee"
General Association Fintech Association
"Digital receipt subcommittee"
General Association XBRL Japan

6.2 Member Roaster

Chairperson:

Nobuyuki Takahashi	Toshiba Tec Corporation
Masanori Sambe (Co-Chair)	Toshiba Tec Corporation

Contributor:

Daisaku Kashima	Dai Nippon Printing Co., Ltd
Yasuo Sakami	Foresight Co., Ltd.
Yoshio Yamada	FUJITSU LIMITED
Akira Matsuyoshi	Insight Corporation
Koji Sasaki	LOG NOTE Co., Ltd.
Soichi Fujii	Microsoft Japan Co., Ltd.
Akio Tajima	NCR Japan, Ltd.
Takuro Miyuki	NEC Platforms, Ltd.
Kazutoshi Ota	OK Systems
Tadashi Furuhata	Microsoft Japan Co, Ltd.
Takashi Wakatsuki	Sharp Marketing Japan Corporation
Yusuke Udagawa	SHARP CORPORATION
Takao Tamura	Transaction Media Networks Inc.
Junichi Kobayashi	Sorimachi Giken Co., Ltd
Kenichi Nagai	Star Marketing Japan Co.,Ltd.
Masaaki Morishita	STAR MICRONICS CO., LTD.
Ayako Shimazaki	GS1 Japan
Takahide Kubota	Toshiba Tec Corporation
Kenji Shimizu	Toshiba Tec Corporation
Toyohiro Yasumoto	VINX CORP.
Secretariat	
Soichi Fujii	Microsoft Japan Co, Ltd.

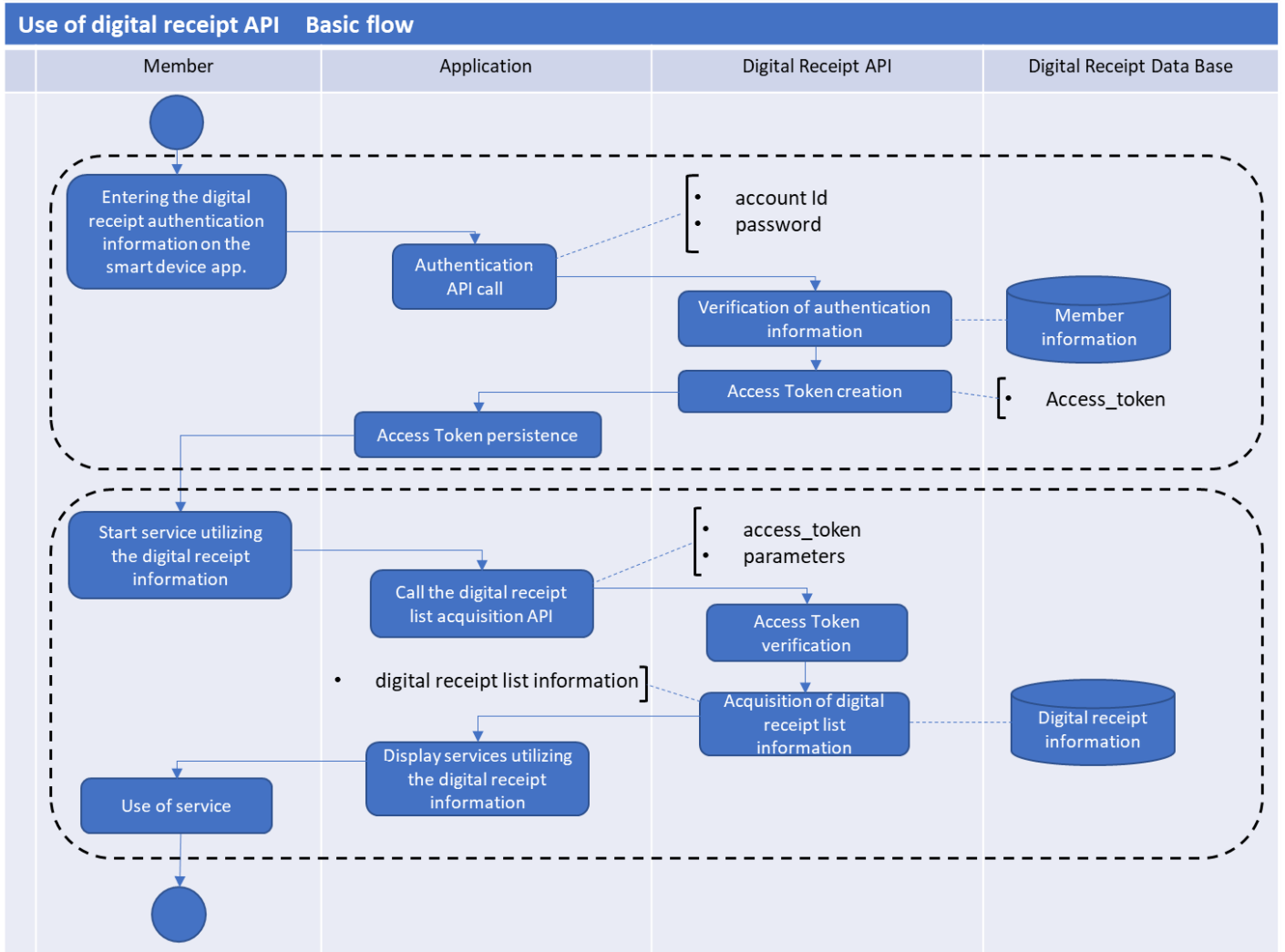
Food Service Specification contributors :

Tadashi Furuhata	Microsoft Japan Co, Ltd.
Yoshio Ohba	Seiko Instruments Inc.
Yuu Kusama	Open Foodservice Systems Consortium (OFSC)
Kenji Oohashi	Open Foodservice Systems Consortium (OFSC)
Umetsu Noriyuki	Fujitsu Isotec Limited
Shinya Oikawa	Public university corporation Miyagi university
Kazuhiro Kobayashi	Teraoka Seiko Co., Ltd.
Masanori Murai	ASKA-T3 Co., Ltd.
Shigeru Okada	Open Foodservice Systems Consortium (OFSC)
Jun Watanabe	NEC Platforms Limited
Tsuneo Yashima	Just planning Inc.
Kiyoshi Kurokura	CITIZEN SYSTEMS JAPAN CO. LTD.
Koichi Shibata	Seiko Solutions Inc.
Ohko Fujii	MOS FOOD SERVICES, INC.
Kenichi Nagai	Star Marketing Japan Co.,Ltd.
Makoto Yoshimura	Toshiba Tec Corporation
Naonori Nagata	Toshiba Tec Corporation
Yasuo Sakami	Open Foodservice Systems Consortium (OFSC)

7. Use of Digital Receipt API

7.1 Basic Flow

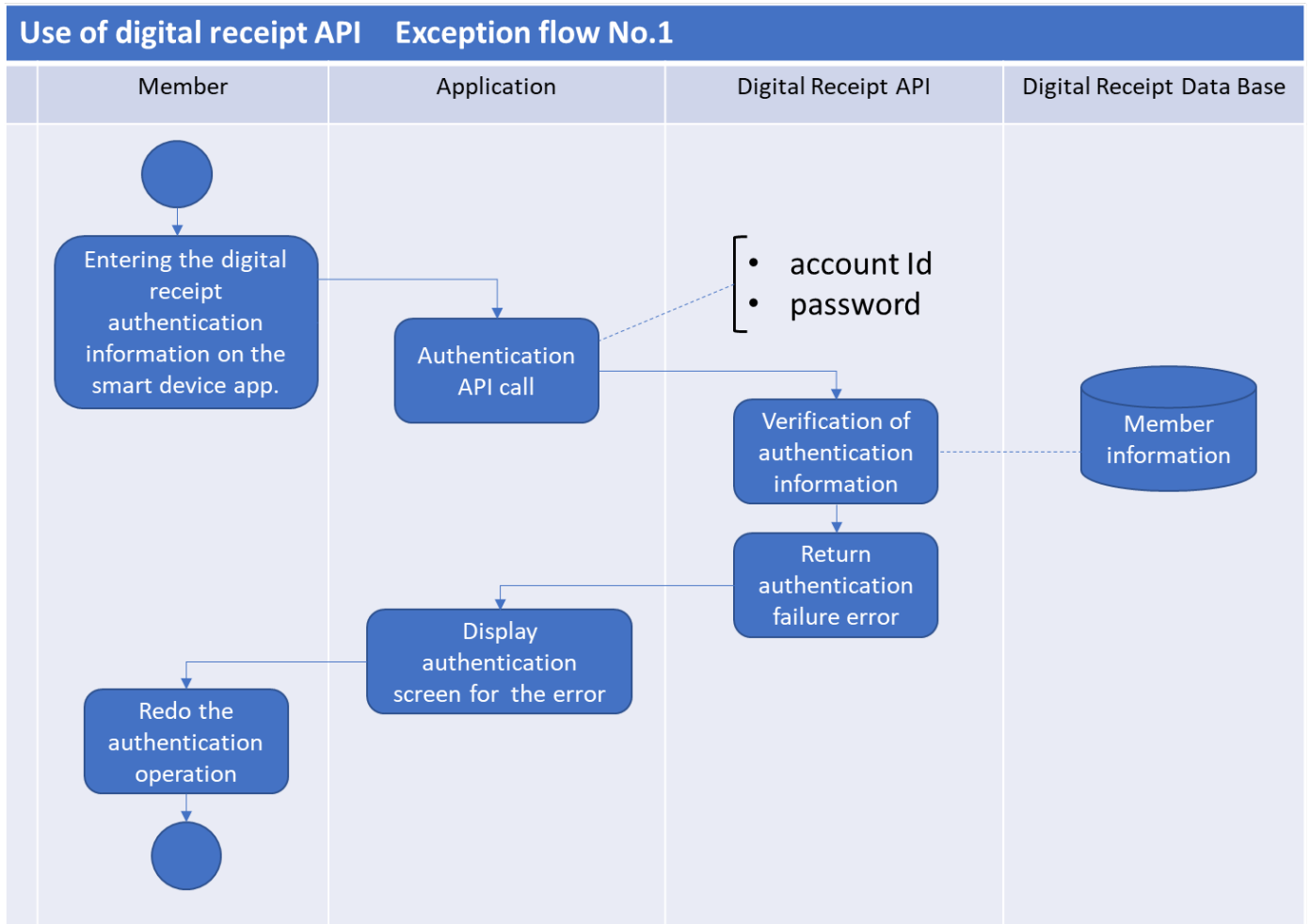
The basic flow is shown in the figure below about DigitalReceiptAPI. At the beginning of the basic flow, there is a flow that DigitalReceiptMember(Consumers) use the AuthenticationAPI through the applications to obtain Access Token. Next, there is a flow to get the Digital Receipt using the Access Token.



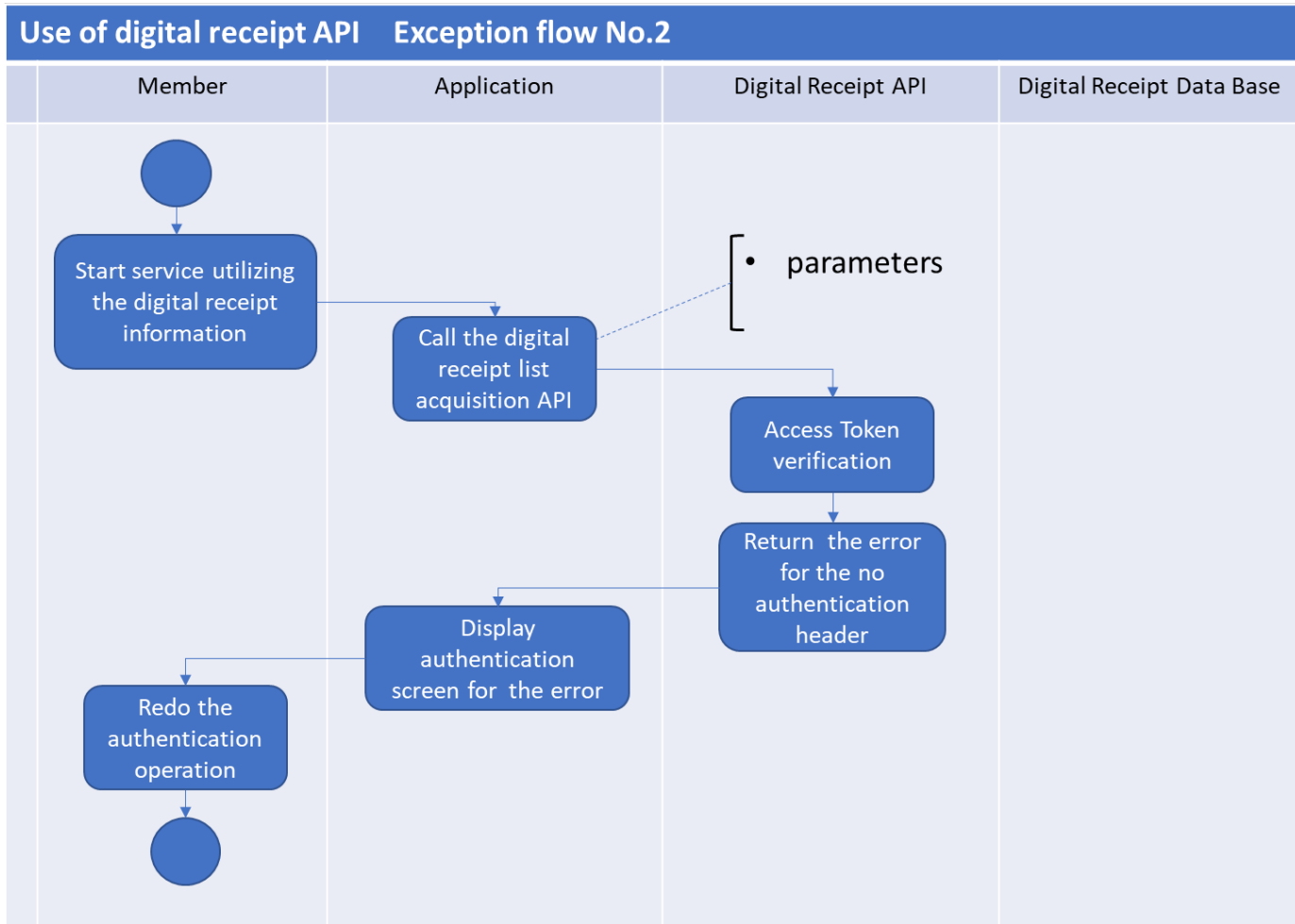
7.2 Exception flow

Two examples are shown below as an exception flow about Digital Receipt API.

- As a first example , the flow when authentication fails with Authentication API is shown in the figure below.



- As a second example , the flow when no Access Token is set with Get Receipt List API is shown in the figure below.



8. Apply for the use of application

In order to ensure security, provide a mechanism for applications(Bookkeeping software, accounting software, health management software, etc.) to apply for Digital Receipt API usage in advance.

8.1 Authority of the Application

Applications authority are two types as below.

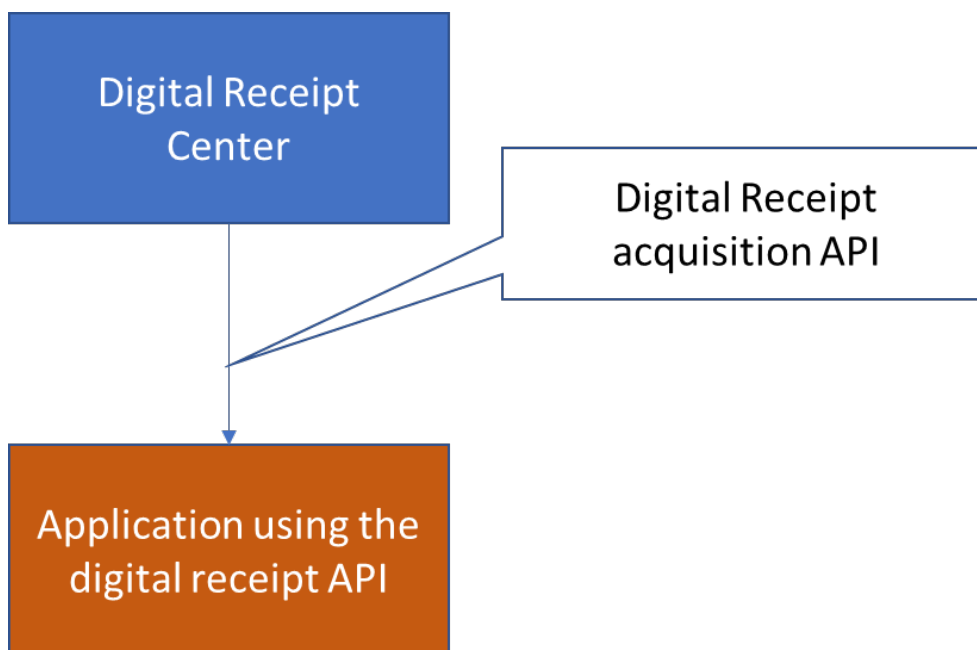
- Membership authority: access permission as applications of the consumer.
- Company authority: access permission as applications of the retailers etc.

8.2 Use cases

- A general use case for the Membership authority and Company authority will be introduced.

8.2.1 Get a receipt in a membership application

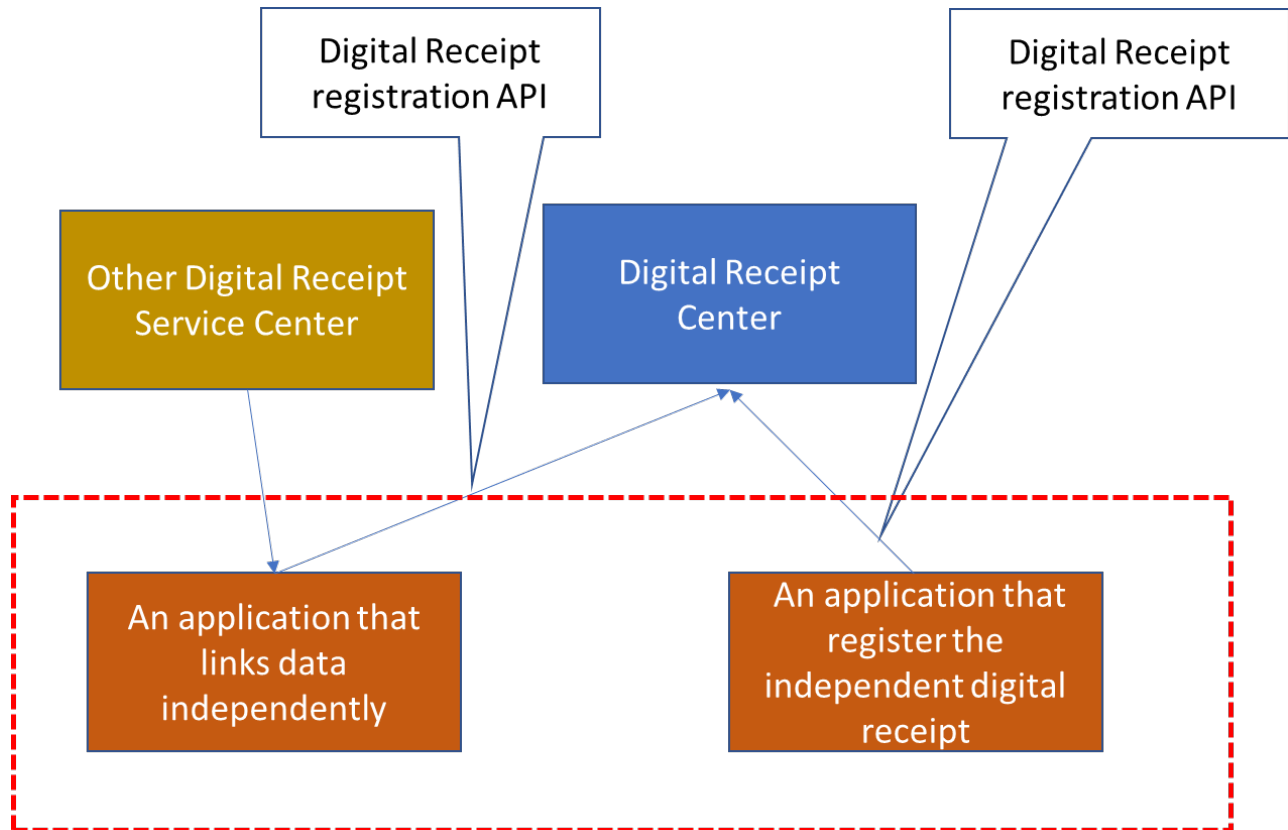
- Membership authority can obtain Digital Receipt.
- Both the Digital Receipts registered with the membership authority and the company authority can be obtained (pictured below).
- However, when using the Receipt Image acquisition API , only Digital Receipts registered with Company authority can be obtained.



- As the receipt Image file, html, jpg, pdf, bmp, tif and gif type files are selectable.

8.2.2 Register Digital Receipt by Membership authority

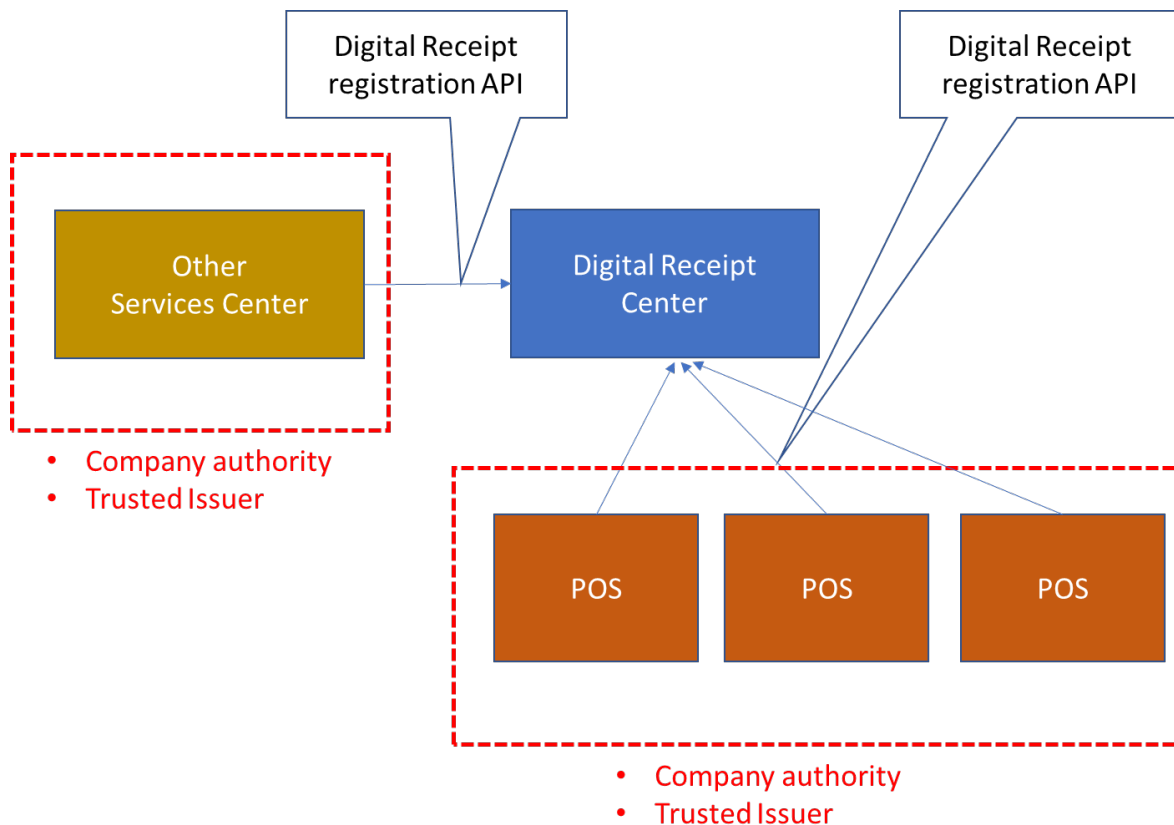
- Membership authority can register Digital Receipts.
- Digital Receipt registered from Membership authority will be recorded as receipts with unknown issuer sources in the Digital Receipt Center. Because it does not have the Company authority of the receipt issuing company.
- As a use case for registering Digital Receipt with Membership authority, Registration from other services not cooperating with the Digital Receipt Center, registration of the receipt independently created by the household account book software, etc. (below)



- Membership authority
- Issuer is confidential

8.2.3 Register receipt of application with company authority

- Company authority applications can only register receipts.
- The receipt will be registered as a receipt of the trusted publisher with the Digital Receipt Center.
- As a use case to use company authority, register receipt information with the Digital Receipt Center from other services or POS described as below.
- In addition, company authority application is not allowed to obtain receipts.
- When both of "Membership Authority" and "Company Authority" application register the receipt that have a same ID, the receipt of the "Company Authority" is valid.
- In addition, when register the receipt multiple times with the same ID and same authority, the last receipt is valid.



8.3 Membership authority application overview

- The application of the membership authority is able to obtain the receipt of the authorized member and issue the receipt of unknown publisher.
- The receipt registered in the application of the membership authority cannot be used as public documents as the receipt Image file with time stamp.
- As the receipt Image file, html, jpg, pdf, bmp, tif and gif type files can be selected.

8.3.1 Application information obtaining

- In order to ensure security, provide ID (application ID) and application authentication function.
- Use Application ID to identify application uniquely.
- Application authentication function uses secret strings to identify the application.

8.3.2 Access token obtaining

- When membership authority application use API, need to retrieve access token using authentication API of membership authority then use API with the access token.

8.3.3 Request example

- Authentication API example is shown below.

Method	POST			
URI	/members/auth			
Headers	Content-Type: application/json			
Body				
Property Name	Type	Size	Required	Remarks
applicationId	String	20	✓	Uniquely identify an application ID.
applicationSecret	String	40	✓	A secret string to identify the application.
accountId	String	1-256	✓	The phone number or email address to log in to the Digital Receipt system.
password	String	1-256	✓	The password used to log in to the Digital Receipt system.
Body Example				
<pre>{ "applicationId": {APPLICATION_ID}, "applicationSecret": {APPLICATION_SECRET}, "accountId": "name@example.jp", "password": "password" }</pre>				

Need to set application ID and application secret that is published / managed by System Management Company to "APPLICATION_ID" and "APPLICATION_SECRET".

8.4 Company authority application overview

- A company authority application can register a receipt for an authorized company.
- The receipt registered in the application of the company authority can be used as public documents as the receipt Image file with time stamp.
- As the receipt Image file, html, jpg, pdf, bmp, tif and gif type files can be selected.

8.4.1 Application information obtaining

- Application ID is used for uniquely identifies the application. You cannot change the ID once it is registered.
- The application secret is a secret string that you use to identify your application.

8.4.2 Access token obtaining

- When company authority application use API, need to retrieve access token using authentication API of company authority then use API with the access token.

8.4.3 Request example

- Authentication API an example is shown below.

Method	POST			
URI	/companies/auth			
Headers	Content-Type: application/json			
Body				
Property Name	Type	Size	Required	Remarks
applicationId	String	20	✓	Uniquely identify an application ID.
applicationSecret	String	40	✓	A secret string to identify the application.
companyCode	String	13	✓	Company code.
password	String	1-256	✓	The password that is issued by the Digital Receipt system.
Body Example				
<pre>{ "applicationId": {APPLICATION_ID}, "applicationSecret": {APPLICATION_SECRET}, "companyCode": "0000000000001", "password": "password" }</pre>				

Need to set application ID and application secret that is published / managed by System Management Company to "APPLICATION_ID" and "APPLICATION_SECRET"

9 API list

9.1 Digital Receipt API list

- A list of Digital Receipt APIs is shown below.

API Name	URI	Method	Overview
Membership Authentication API *1	/members/auth	POST	It authenticates the member and issues an authentication token.
Company Authentication API *1	/companies/auth	POST	It authenticates the company and issues an authentication token.
Get Receipt List API *1	/receipts	GET	Get the receipt list information for the authenticated member. Support the Pagination functions.
Get Receipt Detail API *1	/receipts/{receiptId}	GET	Get the receipt detail information for the authorized member's specified receiptId.
Get Receipt Print String API *1	/receipts/{receiptId}/digitalReceiptPrintData	GET	Get the receipt print string for the authorized member's specified receiptId.
Get Receipt image API *1	/receipts/{receiptId}/image	GET	Get the receipt of image file for the authorized member's specified receiptId
Receipt Registration API *2	/receipts	POST	Register receipt information.

*1 URI example: <https://exp-openapi.sampledomain.jp/v1> Write it so as to follow after.

*2 URI example: <https://exp-public-receiver.sampledomain.jp/srr> Write it so as to follow after.

Special Notes

None

10 Membership API

- It is an API on the premise that it is used by consumer used Digital Receipt application.

10.1 Authentication API

- Digital Receipt member certification.
- If the authentication succeeds, issue the access token of the receipt API.
- Arbitrary Token technology is available for access token..

10.1.1 Request

Method	POST			
URI	/members/auth			
Headers	Content-Type: application/json			
Body				
Property Name	Type	Size	Required	Remarks
applicationId	String	20	✓	The ID that uniquely identifies the application.
applicationSecret	String	40	✓	A secret string to identify the application.
accountId	String	1-256	✓	This is the phone number or e-mail address you use to log in to the Digital Receipt system.
password	String	1-256	✓	This is the password used to log in to the Digital Receipt system.
Body Example				
<pre>{ "applicationId": {APPLICATION_ID}, "applicationSecret": {APPLICATION_SECRET}, "accountId": "name@example.jp", "password": "password" }</pre>				

10.1.2 Response

Success

Status Code	200			
Headers	Content-Type: application/json			
Body				
Property Name	Type	Size	Required	Remarks
access_token	String	Undefined	✓	This is token.
Body Example				
<pre>{ "access_token": "eyJhbGciOiJIUzI1NiIsInR5cCI6IkpXVCJ9.eyJzdWIiOiIxMjM0NTY3ODkwIiwibmFtZSI6IkpvaG4gRG9lIiwiaWF0IjoiYWRtaW4iOnRydWV9.TJVA95OrM7E2cBab30RMHrHDcEfxjoYZgeFONFh7HgQ" }</pre>				

Error

Status Code	4xx			
Headers	Content-Type: application/json			
Body				
Property Name	Type	Size	Required	Remarks
error	Object	Undefined	✓	Error object.
message	String	Undefined	✓	Error message.
type	String	Undefined	✓	Error type.
Body Example				
<pre>{ "error": { "message": "Error message.", "type": "ErrorType" } }</pre>				

Error content

Status Code	Type	Message	Remarks
400	ApiVersionError	Application is not supported for this API version.	Incorrect API version
401	MemberAuthError	Account ID or password is incorrect.	Error in member authentication information.
403	AccountLockOutError	Account is locked out.	Account lockout due to continuous failure of membership authentication.
401	ApplicationAuthError	Application ID or application secret is incorrect.	Error in application authentication information.

Special Notes

None

11. Company API

- It is an API based on the assumption that it is used by company applications (POS etc.).

11.1 Authentication API

- The company authenticates.
- If the authentication succeeds, issue an authentication token of the receipt API. Arbitrary Token technology is available for access token.

11.1.1 Request

Method	POST			
URI	/companies/auth			
Headers	Content-Type: application/json			
Body				
Property Name	Type	Size	Required	Remarks
applicationId	String	20	✓	Uniquely identify an application ID.
applicationSecret	String	40	✓	A secret string to identify the application.
companyCode	String	13	✓	The company codes.
password	String	1-256	✓	The password that is issued by the Digital Receipt system.
Body Example				
<pre>{ "applicationId": {APPLICATION_ID}, "applicationSecret": {APPLICATION_SECRET}, "companyCode": "0000000000001", "password": "password" }</pre>				

11.1.2 Response

Success

Status Code	200			
Headers	Content-Type: application/json			
Body				
Property Name	Type	Size	Required	Remarks
access_token	String	Undefined	✓	This is token.
Body Example				
<pre>{ "access_token": "eyJhbGciOiJIUzI1NiIsInR5cCI6IkpXVCJ9.eyJzdWIiOiIxMjM0NTY3ODkwIiwibmFtZSI6IkpvaG4gRG9lIiwiaWF0IjoiYWRtaW4iOnRydWV9.TJVA95OrM7E2cBab30RMHrHDcEfxjoYZgeFONFh7HgQ" }</pre>				

Error

Status Code	4xx			
Headers	Content-Type: application/json			
Body				
Property Name	Type	Size	Required	Remarks
error	Object	Undefined	✓	Error object.
message	String	Undefined	✓	Error message.
type	String	Undefined	✓	Error type.
Body Example				
<pre>{ "error": { "message": "Error message.", "type": "ErrorType" } }</pre>				

Error content

Status Code	Type	Message	Remarks
400	ApiVersionError	Application is not supported for this API version.	Incorrect API version
401	CompanyAuthError	Company code or password is incorrect.	Error in company authentication information
401	ApplicationAuthError	Application ID or application secret is incorrect.	Error in application authentication information

12 Receipt API

- It is the API concerning acquisition of Digital Receipt information.

12.1 API to get receipt list

- We will get Digital receipt list information of members who have been authenticated by Token.
- Query parameters can be used as a narrowing condition of list information.
- Pagination is supported.
- When using the pagination function, the Link header provides link information to the first page, the previous page, the next page, and the last page.

12.1.1 Request

Method	GET			
URI	/receipts			
Headers	Authorization: Bearer {Token}			
Query Parameters				
Parameter name	Type	Size	Required	Remarks
dateTimeFrom	DateTime	Indefinite	N/A	Specify the transaction date and time after the specified date and time. Corresponds to "ReceiptDateTime" in standard DigitalReceipt format and it is ISO8601 formatted datetime value.
dateTimeTo	DateTime	Indefinite	N/A	Specify the transaction date and time before the specified date and time Corresponds to "ReceiptDateTime" in standard Digital Receipt format and it is ISO8601 formatted datetime value.
offset	Integer	Undefined	N/A	Specify the offset number of the list of receipts (the list of receipts specified by the dateTimeFrom and dateTimeTo parameters) to be retrieved. Generally, offset=0 is specified for the first time.

				If omitted, the pagination function is not supported.
limit	Integer	Undefined	N/A	Specifies the number of receipts recorded transaction after the offset parameter.
storeNumber	String	Indefinite	N/A	Specified the storeNumber parameter as “BusinessUnits” of ““UnitID”:“#Value””.
companyCode	String	13	N/A	Specified the companyCode parameter as “OrganizationHierarchies” of “ID”.
customerId	String	Indefinite	N/A	Specified the customer parameter as “CustomerID”.
Note: companyCode and storeNumber are strongly recommend assigning and available as the digital receipt mandatory data.				
Query Parameters Example				
/receipts?dateTimeFrom=2018-02-01T00:00:00+09:00&dateTimeTo=2018-02-28T23:59:59+09:00&offset=0&limit=10&companyCode=0000000000001&storeNumber=34567745778&customerId=9900000000010001				

12.1.2 Response

Success

Status Code	200
Body	
It is an object with an array of receipt information in standard format. For the items, see the example below and the ARTS Digital Receipt Specification v3.1.0.	
Body Example	
<pre>{ "DigitalReceiptIndex": [{ "DigitalReceipt": { "MajorVersion": 3, "MinorVersion": 1, "FixVersion": 0, "ReceiptID": { "#value": "201801011000000000000100000100000000010001" } }], }</pre>	

```

"Transactions": [
  {
    "TypeCode": "SaleTransaction",
    # storeNumber information is "BusinessUnits" of ""UnitID": ""#value""
    "BusinessUnits": [{
      "UnitID": {
        "#value": "1234567890123",
      }
    }
  ],
  # companyCode information is "OrganizationHierarchies" of "ID"
  "OrganizationHierarchies": [{
    "ID": "1234567890123",
  }
],
  "WorkstationID": { "#value": "0001" },
  "ReceiptDateTime": { "#value": "2018-01-01T10:00:00+09:00" },
  "ReceiptNumber": { "#value": "1234" },
  "RetailTransactions": [
    {
      "Totals": [
        {
          "#value": 1000,
          "TotalType": "TransactionGrandAmount"
        },
        {
          "#value": 80,
          "TotalType": "TransactionTaxAmount"
        }
      ]
    }
  ],
  "Customers": [
    {
      "CustomerID": "99000000000010001"
    }
  ]
}
]
}
}

```

Error

Status Code	4xx
Headers	Content-Type: application/json

Body				
Property Name	Type	Size	Required	Remarks
error	Object	Undefined	✓	Error object.
message	String	Undefined	✓	Error message.
type	String	Undefined	✓	Error type.
Body Example				
<pre>{ "error": { "message": "Error message.", "type": "ErrorType" } }</pre>				

Error content

Status Code	Type	Message	Remarks
400	ApiVersionError	Application is not supported for this API version.	Incorrect API version
400	RequestParametersInvalidError	Request parameters are invalid or missing.	Invalid request parameter
400	LimitIncorrectError	The specified limit value is incorrect.	The specified limit value is too large or is specified below 0. The upper limit is implementation dependent.
401	TokenMissingError	Token is required.	There is no Authorization header or Bearer scheme.
401	TokenIncorrectError	Token is incorrect.	Token is illegal.
401	TokenExpiredError	Token is expired.	Token Expired.
404	OffsetOutOfRangeError	The specified offset value is out of range.	No data exists at the position specified by the offset value.

Special Notes

None

12.2 Receipt Detail Acquisition API

- This allows the application to get receipt details specified by "receiptId" which is certified by Token.
- The "receiptId" means "DigitalReceipt.ReceiptID" of Receipt list acquisition API. This ID can identify a receipt. It should be issued by the system automatically. Receipt details include company information, store information, cashier number, receipt number, transaction date and time, purchase information, store logo image, and promotional bitmap image.

12.2.1 Request

Method	GET
Sites	/receipts/{receiptId}
Headers	Authorization: Bearer {Token}

12.2.2 Response

Normal

Status Code	200
Headers	Content-Type: application/json
Body	
Receipt information as a standard format. For items, refer to the following examples and ARTS Digital Receipt Specification v3.1.0.	
Body Example	
<pre>{ "DigitalReceipt": { "MajorVersion": 3, "MinorVersion": 1, "FixVersion": 0, "Transactions": [{ "TypeCode": "SaleTransaction", "BusinessUnits": [{ "UnitID": { "Name": "Branch Name", "#value": "1234567890123", "TypeCode": "RetailStore" } }], "OrganizationHierarchies": [{ "Level": "OperatingCompany", "ID": "1234567890123", "#value": "Company Name" }], "Logo": { "LogoFormat": "JPG", "FileName": "https://example.jp/logo.jpg" }, "WorkstationID": { "#value": "0001" }, "ReceiptDateTime": { "#value": "2018-01-01T10:00:00+09:00" }, "ReceiptNumber": { "#value": "1234" }, "RetailTransactions": [{ "LineItems": [{</pre>	

```

    "Sale": {
      "ItemIDs": [
        {
          "Name": "Product Name",
          "#value": "4900000000010"
        }
      ],
      "MerchandiseHierarchies": [
        {
          "ID": "J1",
          "Level": "Category"
        }
      ],
      "ActualSalesUnitPrice": {"#value": 1000},
      "Quantities": [ { "#value": 1 } ]
    },
    "SequenceNumbers": [ 1 ]
  },
  {
    "Discount": {
      "SequenceNumber": 1,
      "Amount": {
        "Action": "Subtract",
        "#value": 100
      }
    }
  },
  "SequenceNumbers": [ 2 ]
}
],
"Totals": [
  {
    "TotalType": "TransactionGrandAmount",
    "#value": 900
  },
  {
    "TotalType": "TransactionTaxAmount",
    "#value": 72
  }
],
"Customers": [
  {
    "CustomerID": "9900000000010001"
  }
]
}
]
}

```

```

]
}
}

```

Error

Status Code	4xx			
Headers	Content-Type: application/json			
Body				
Property name	Type	Size	Required	Remarks
error	Object	Undefined	✓	Error object.
message	String	Undefined	✓	Error message.
type	String	Undefined	✓	Error type.
Body Example				
<pre> { "error": { "message": "Error message.", "type": "ErrorType" } } </pre>				

Error content

Status Code	Type	Message	Remarks
400	ApiVersionError	Application is not supported for this API version.	Incorrect API version
401	TokenMissingError	Token is required.	Authorization header does not exist. Bearer scheme does not exist.
401	TokenIncorrectError	Token is incorrect.	Token is illegal
401	TokenExpiredError	Token is expired.	Token Expired
404	ReceiptNotExistError	Receipt does not exist.	The specified receipt does not exist.

Special Notes
None

12.3 Receipt print character acquisition API

- This API get the printing character string of the Digital Receipt, which is specified by the "receiptId" of the members, authenticated by Token. The "receiptId" indicates DigitalReceipt.ReceiptID, which is included in the response of receipt list acquisition API.
- This ID is an ID to specify the receipt uniquely, and it is assumed to be issued automatically by the system. It does not include a standard print command which is sent to the printer from a standard POS (for example, Code which is called Escape sequence etc.).

12.3.1 Request

Method	GET
URI	/receipts/{receiptId}/digitalReceiptPrintData
Headers	Authorization: Bearer {Token}

12.3.2 Response

Success

Status Code	200
Headers	Content-Type: application/json
Body	<p>Receipt printing character string, store logo, promotional images.</p> <p>Please refer ARTS Digital Receipt Specification v3.1.0 and the example below for more information.</p>
Body Example	<pre>{ "DigitalReceipt": { "MajorVersion": 3, "MinorVersion": 1, "FixVersion": 0, "Transactions": [{ "ReceiptImages": [{ "ReceiptLines": ["{receipt text}", "{receipt text}", "{receipt text}", "{receipt text}", "{receipt text}", "{receipt text}", "{receipt text}", "{receipt text}"] }], "Logo": { "LogoFormat": "JPG", "FileName": "https://example.jp/logo.jpg" }, "Advertising": { "AdvertisingID": "1", "ImageURIs": ["https://example.jp/image2.jpg"] } }] } }</pre>

Error

Status Code	4xx			
Headers	Content-Type: application/json			
Body				
Property Name	Type	Size	Required	Remarks
error	Object	Undefined	✓	Error object.
message	String	Undefined	✓	Error message.
type	String	Undefined	✓	Error type.
Body Example				
<pre>{ "error": { "message": "Error message.", "type": "ErrorType" } }</pre>				

Error content

Status Code	Type	Message	Remarks
400	ApiVersionError	Application is not supported for this API version.	Incorrect API version
401	TokenMissingError	Token is required.	Authorization Header does not exist. Bearer scheme does not exist.
401	TokenIncorrectError	Token is incorrect.	Token is illegal.
401	TokenExpiredError	Token is expired.	Token Expired.
404	ReceiptNotExistError	Receipt does not exist.	The specified receipt does not exist

Special Notes
None

12.4 Receipt Image acquisition API

- This API gets the time stamp and the Image file with e-signature of the Digital Receipt, which is specified by the receiptId of the members, authenticated by Token.
- The "receiptId" indicates "DigitalReceipt.ReceiptID" which is included in the response of Receipt list acquisition API. This ID is an ID to specify the receipt uniquely, and it is assumed to be issued automatically by the system.

12.4.1 Request

Method	GET			
URI	/receipts/{receiptId}/image			
Headers	Authorization: Bearer			
Query Parameters				
Parameter name	Type	Size	Required	Remarks
type	String	Indefinite	Yes	As the image file query parameter, html, jpg, pdf, bmp, tif and gif files are selectable.
Query Parameter Example				
/receipts/201801011000000000000100000100000000010001/image?type=pdf				

12.4.2 Response

Success

Status Code	200
Headers	Content-Type: application/image
Body	
PDF file will be downloaded.	

Error

Status Code	4xx			
Headers	Content-Type: application/json			
Body				
Property Name	Type	Size	Required	Remarks
error	Object	Undefined	✓	Error object.
message	String	Undefined	✓	Error message.
type	String	Undefined	✓	Error type.
Body Example				
<pre>{ "error": { "message": "Error message.", "type": "ErrorType" } }</pre>				

Error content

Status Code	Type	Message	Remarks
400	ApiVersionError	Application is not supported for this API version.	Incorrect API version
401	TokenMissingError	Token is required.	No Authorization header Bearer scheme does not exist.
401	TokenIncorrectError	Token is incorrect.	Token is illegal
401	TokenExpiredError	Token is expired.	Token Expired
404	ReceiptNotExistError	Receipt does not exist.	The specified receipt does not exist.
404	ReceiptUnauthenticatedError	Receipt is not trusted.	The publisher of the specified receipt is unknown.

Special Notes

None

12.5 Receipt registration API

- Register the Digital Receipt.

12.5.1 Request

Method	POST
URI	/receipts
Headers	Content-Type: application/json Authorization: Bearer {Token}
Body	
	Standard Digital Receipt format in JSON.
Body Example	<pre>{ "DigitalReceipt": { "MajorVersion": 3, "MinorVersion": 1, "FixVersion": 0, "Transactions": [{ "TypeCode": "SaleTransaction", "BusinessUnits": [{ "UnitID": { "Name": "Store Name", "TypeCode": "RetailStore", "#value": "0000000000001" } }] }, { "OrganizationHierarchies": [{ "#value": "Company Name", "Id": "0000000000001", "Level": "OperatingCompany" }] }, { "Logo": { "LogoFormat": "BMP", "FileName": "logo.bmp" } }, { "WorkstationID": { "#value": "0001" }, "ReceiptDateTime": { "#value": "2018-02-16T10:20:30+09:00" }, "ReceiptImages": [{ "ReceiptLines": ["{receipt text}", "{receipt text}"] }] }] } }</pre>

```

    "{receipt text}",
    "{receipt text}",
    "{receipt text}",
    "{receipt text}",
    "{receipt text}",
    "{receipt text}"
  ]
}
],
"ReceiptNumber": { "#value": "0001" },
"RetailTransactions": [
  {
    "LineItems": [
      {
        "Sale": {
          "ItemIDs": [
            {
              "Name": "Product Name1",
              "#value": "4900000000001"
            }
          ],
          "MerchandiseHierarchies": [
            {
              "ID": "J01",
              "Level": "Class",
              "Name": "Category name",
              "Type": "Retailer"
            }
          ],
          "ActualSalesUnitPrice": { "#value": 1000 },
          "ExtendedAmount": { "#value": 2000 },
          "Quantities": [ { "#value": 2 } ]
        },
        "SequenceNumbers": [ 1 ]
      }
    ],
    "Sale": {
      "ItemIDs": [
        {
          "Name": "Product Name2",
          "#value": "4900000000002"
        }
      ],
      "MerchandiseHierarchies": [
        {
          "ID": "J02",
          "Level": "Class",

```

```

        "Name": "Category name",
        "Type": "Retailer"
    }
],
"ActualSalesUnitPrice": { "#value": 100 },
"ExtendedAmount": { "#value": 100 },
"Quantities": [ { "#value": 1 } ]
},
"SequenceNumbers": [ 2 ]
}
],
"Totals": [
{
    "TotalType": "TransactionGrossAmount",
    "#value": 2100
},
{
    "TotalType": "TransactionTaxAmount",
    "#value": 168
}
]
}
],
"Customers": [
{
    "CustomerID": "1"
}
]
}
]
}
}
}

```

12.5.2 Response

Success

Status Code	200
Headers	Content-Type: text/plain

Error

Status Code	400 / 401			
Headers	Content-Type: application/json			
Body				
Property Name	Type	Size	Required	Remarks
error	Object	Undefined	✓	Error object.
message	String	Undefined	✓	Error message.
type	String	Undefined	✓	Error type.
Body Example				
<pre>{ "error": { "message": "Error message.", "type": "ErrorType" } }</pre>				

Error content

Status Code	Type	Message	Remarks
400	ApiVersionError	Application is not supported for this API version.	Incorrect API version
400	ReceiptDataError	Digital Receipt is invalid data.	The data in the Digital Receipt is incorrect.
401	TokenMissingError	Token is required.	Authorization header not included. Bearer scheme not included.
401	TokenIncorrectError	Token is incorrect.	Token is incorrect.
401	TokenExpiredError	Token is expired.	Token is Expired.
401	MemberAuthError	Account ID or password is incorrect.	Incorrect membership credentials
401	CompanyAuthError	Company code or password is incorrect.	Incorrect company credentials

Special Notes
None

13 Reference

ARTS Digital Receipt Specification v3.1.0

<https://www.omg.org/cgi-bin/doc?retail/2018-04-01>

Best Practices for Services Implementation Using ARTS Standards

<https://www.omg.org/cgi-bin/doc?retail/2019-02-05>

Digital Receipt Data Items Reference List for Japanese Market

Digital Receipt Data Format Specification JSON Version for Japanese Market

Digital Receipt RFP

<https://www>

RFC 7519 - JSON Web Token (JWT)

<https://tools.ietf.org/html/rfc7519>

RFC 6750 - The OAuth 2.0 Authorization Framework: Bearer Token Usage

<https://tools.ietf.org/html/rfc6750>

RFC 7235 - Hypertext Transfer Protocol (HTTP/1.1): Authentication

<https://tools.ietf.org/html/rfc7235>

14 Unresolved issues

15 Relationship between Digital Receipt API Related Documents

OMG has two existing standards related to digital receipts.

The first set international standards for digital receipts "ARTS Digital Receipt Specification v 3.1.0".

The other specifies the method of XML-JSON conversion using the ARTS standard "Best Practices for Services Implementation Using ARTS Standard".

This specification adds the following three documents.

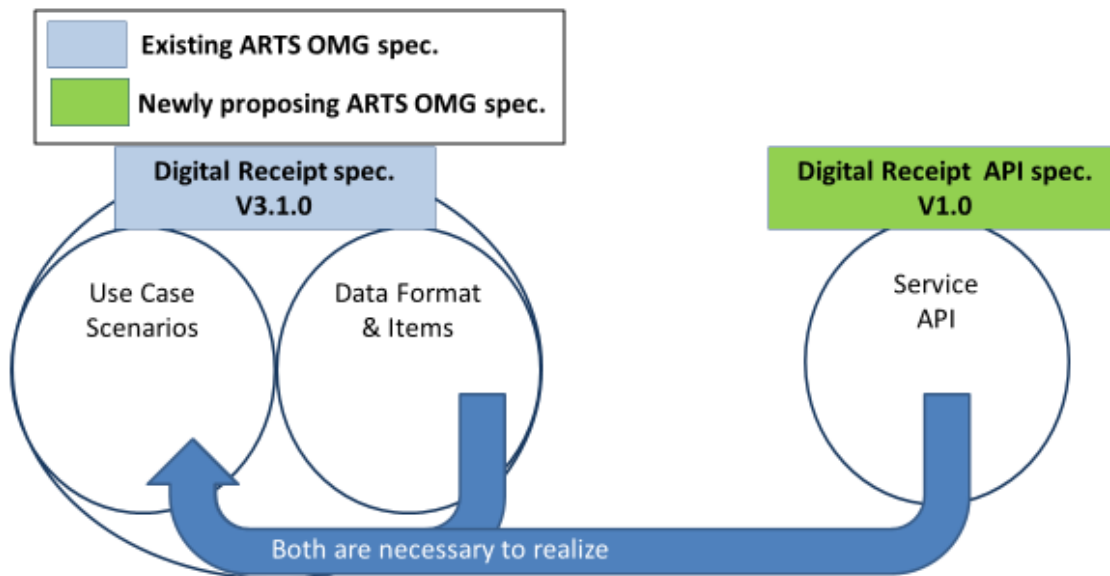
*Digital Receipt API specification V 1.0 (this book)

*Digital Receipt Data Items Reference List for Japanese Market (References)

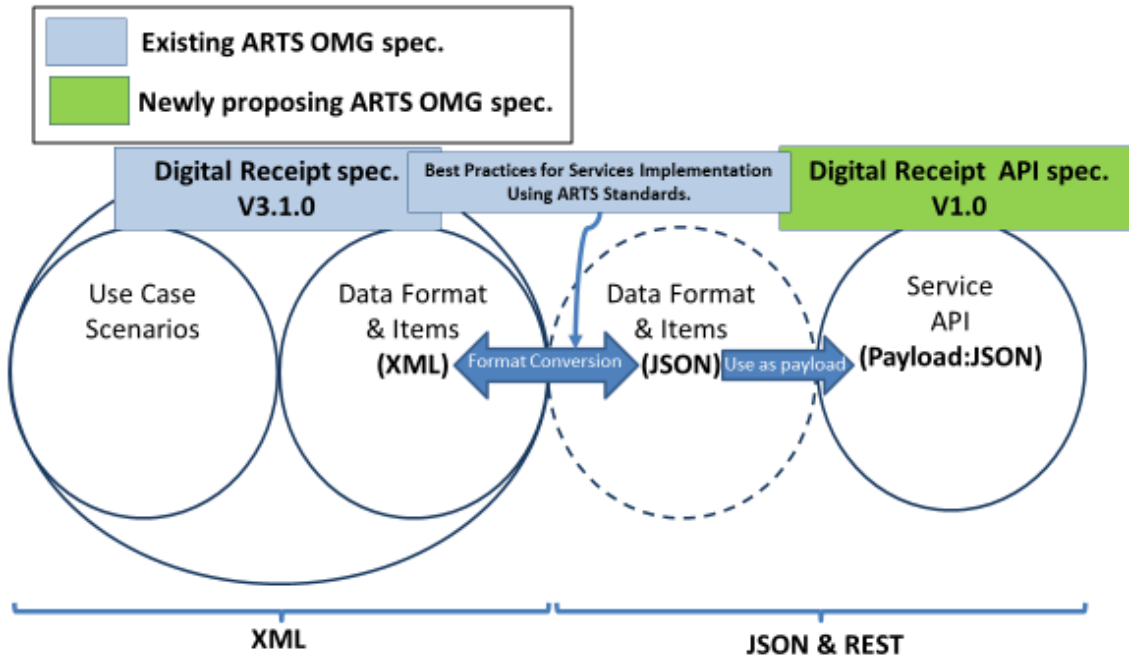
*Digital Receipt Data Format Specification JSON Version for Japanese Market (References)

The existing "ARTS Digital Receipt Specification v 3.1.0" defines a set of use case scenarios that use digital receipts, and defines the data format of digital receipts as XML schemas. However, the service APIs for realizing the use case scenario are undefined.

This specification proposes APIs for the digital receipt service to implement the use case scenario defined in "ARTS Digital Receipt Specification v 3.1.0" and complements it.



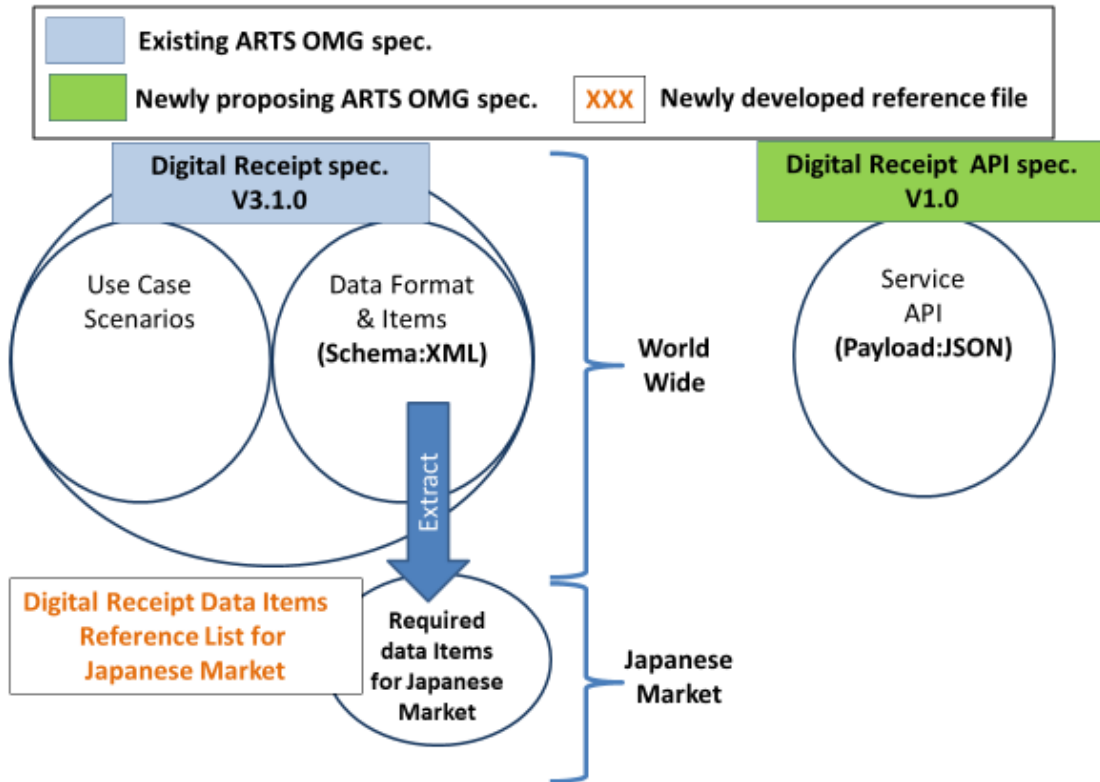
Although XML is used as the data format in "ARTS Digital Receipt Specification v 3.1.0", as mentioned in "Digital Receipt API v 1.0 Request For Proposal", the RESTful interface and JSON data format have recently become de facto standards for communication interfaces and data formats between cloud services and clients (Smartphone), so this specification proposes APIs using the RESTful interface and JSON data format.

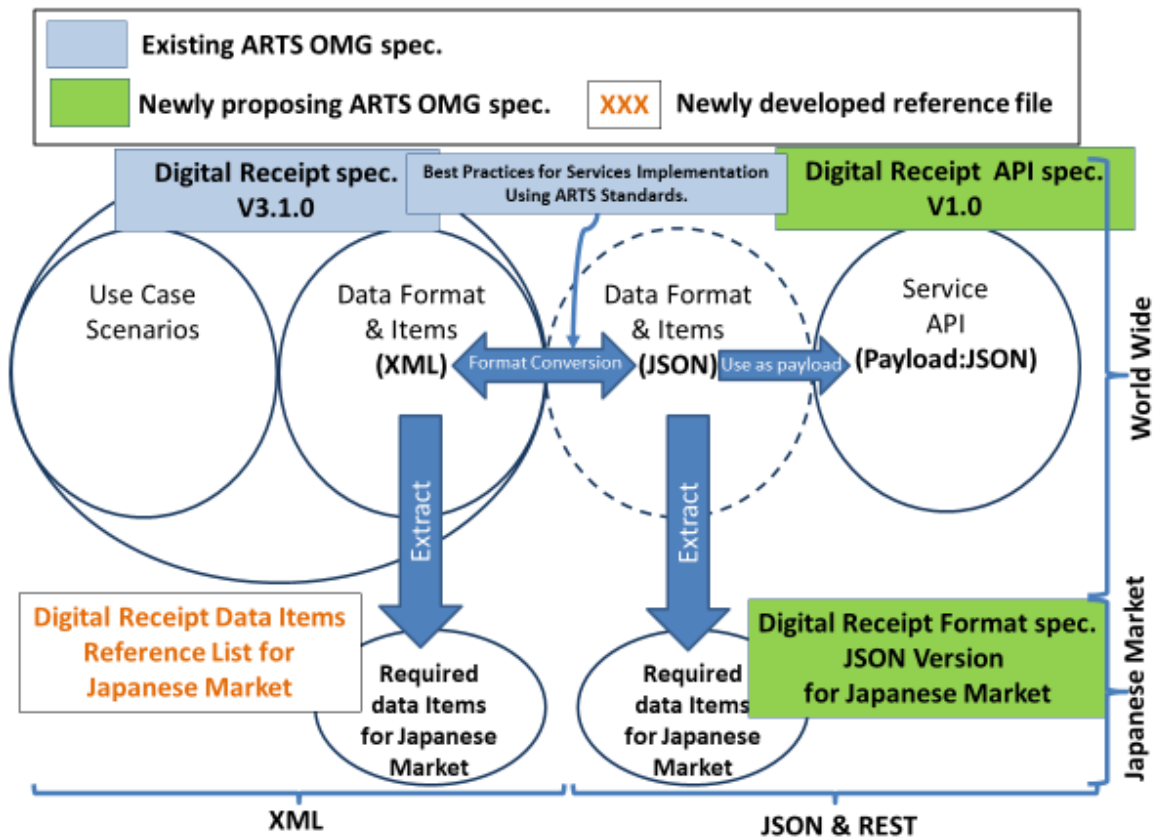


The JSON data format used by the APIs proposed in this specification and the XML data format defined in "ARTS Digital Receipt Specification v 3.1.0" are best interconverted by "Best Practices for Services Implementation Using ARTS Standard".

The "ARTS Digital Receipt Specification v 3.1.0" data format covers international data items. The reference file "Digital Receipt Data Items Reference List for Japanese Market" is the material which extracted the required items in the Japanese market. Similarly, "Digital Receipt Format Specification JSON Version for Japanese Market" is a document that converts the "ARTS Digital Receipt Specification v 3.1.0" data format into JSON using the "Best Practices for Services Implementation Using ARTS Standard" method, and extracts required items for the Japanese market.

The overall relationship is shown below.





For reference, the data flow of digital receipts in the Japanese market is shown below.

