



OBJECT MANAGEMENT GROUP

DDS Security

Version 1.1

Date: [September 2017](#)

Deleted: August

OMG Document Number: [ptc/17-09-20](#)

Standard document URL: <http://www.omg.org/spec/DDS-SECURITY/1.1/>

Machine Consumable Files:

Deleted: formal/2016-08-01

Deleted: ptc/17-08-09

Deleted: 0

Normative:

http://www.omg.org/spec/DDS-SECURITY/20170901/dds_security_plugins_spis.idl

http://www.omg.org/spec/DDS-SECURITY/20170901/omg_shared_ca_governance.xsd

http://www.omg.org/spec/DDS-SECURITY/20170901/omg_shared_ca_permissions.xsd

http://www.omg.org/spec/DDS-SECURITY/20170901/dds_security_plugins_model.xmi

Field Code Changed

Deleted: 20160303

Deleted: 20170801

Field Code Changed

Deleted: 20170901

Deleted: 20170801

Deleted: 20160303

Deleted: 20170901

Deleted: 20170801

Deleted: ¶

Deleted: 20170901

Deleted: 20170801

Deleted: 20160303

Deleted: 8

Deleted:

Deleted: 20160303

Deleted: 8

Non-normative:

http://www.omg.org/spec/DDS-SECURITY/20170901/omg_shared_ca_governance_example.xml

http://www.omg.org/spec/DDS-SECURITY/20170901/omg_shared_ca_permissions_example.xml

Deleted: . http://www.omg.org/spec/DDS-SECURITY/20170801/dds_security_plugins_model.eap

IPR mode: Non-Assert

[Copyright ©2017, Object Management Group, Inc.](#)

[Copyright ©2014-2017, PrismTech Group Ltd.](#)

[Copyright ©2014-2017, Real-Time Innovations, Inc.](#)

[Copyright ©2017, Twin Oaks Computing, Inc.](#)

[Copyright ©2017, THALES.](#)

USE OF SPECIFICATION - TERMS, CONDITIONS & NOTICES

The material in this document details an Object Management Group specification in accordance with the terms, conditions and notices set forth below. This document does not represent a commitment to implement any portion of this specification in any company's products. The information contained in this document is subject to change without notice.

LICENSES

The companies listed above have granted to the Object Management Group, Inc. (OMG) a nonexclusive, royalty-free, paid up, worldwide license to copy and distribute this document and to modify this document and distribute copies of the modified version. Each of the copyright holders listed above has agreed that no person shall be deemed to have infringed the copyright in the included material of any such copyright holder by reason of having used the specification set forth herein or having conformed any computer software to the specification.

Subject to all of the terms and conditions below, the owners of the copyright in this specification hereby grant you a fully-paid up, non-exclusive, nontransferable, perpetual, worldwide license (without the right to sublicense), to use this specification to create and distribute software and special purpose specifications that are based upon this specification, and to use, copy, and distribute this specification as provided under the Copyright Act; provided that: (1) both the copyright notice identified above and this permission notice appear on any copies of this specification; (2) the use of the specifications is for informational purposes and will not be copied or posted on any network computer or broadcast in any media and will not be otherwise resold or transferred for commercial purposes; and (3) no modifications are made to this specification. This limited permission automatically terminates without notice if you breach any of these terms or conditions. Upon termination, you will destroy immediately any copies of the specifications in your possession or control.

PATENTS

The attention of adopters is directed to the possibility that compliance with or adoption of OMG specifications may require use of an invention covered by patent rights. OMG shall not be responsible for identifying patents for which a license may be required by any OMG specification, or for conducting legal inquiries into the legal validity or scope of those patents that are brought to its attention. OMG specifications are prospective and advisory only. Prospective users are responsible for protecting themselves against liability for infringement of patents.

GENERAL USE RESTRICTIONS

Any unauthorized use of this specification may violate copyright laws, trademark laws, and communications regulations and statutes. This document contains information which is protected by copyright. All Rights Reserved. No part of this work covered by copyright herein may be reproduced or used in any form or by any

means--graphic, electronic, or mechanical, including photocopying, recording, taping, or information storage and retrieval systems--without permission of the copyright owner.

DISCLAIMER OF WARRANTY

WHILE THIS PUBLICATION IS BELIEVED TO BE ACCURATE, IT IS PROVIDED "AS IS" AND MAY CONTAIN ERRORS OR MISPRINTS. THE OBJECT MANAGEMENT GROUP AND THE COMPANIES LISTED ABOVE MAKE NO WARRANTY OF ANY KIND, EXPRESS OR IMPLIED, WITH REGARD TO THIS PUBLICATION, INCLUDING BUT NOT LIMITED TO ANY WARRANTY OF TITLE OR OWNERSHIP, IMPLIED WARRANTY OF MERCHANTABILITY OR WARRANTY OF FITNESS FOR A PARTICULAR PURPOSE OR USE. IN NO EVENT SHALL THE OBJECT MANAGEMENT GROUP OR ANY OF THE COMPANIES LISTED ABOVE BE LIABLE FOR ERRORS CONTAINED HEREIN OR FOR DIRECT, INDIRECT, INCIDENTAL, SPECIAL, CONSEQUENTIAL, RELIANCE OR COVER DAMAGES, INCLUDING LOSS OF PROFITS, REVENUE, DATA OR USE, INCURRED BY ANY USER OR ANY THIRD PARTY IN CONNECTION WITH THE FURNISHING, PERFORMANCE, OR USE OF THIS MATERIAL, EVEN IF ADVISED OF THE POSSIBILITY OF SUCH DAMAGES.

The entire risk as to the quality and performance of software developed using this specification is borne by you. This disclaimer of warranty constitutes an essential part of the license granted to you to use this specification.

RESTRICTED RIGHTS LEGEND

Use, duplication or disclosure by the U.S. Government is subject to the restrictions set forth in subparagraph (c) (1) (ii) of The Rights in Technical Data and Computer Software Clause at DFARS 252.227-7013 or in subparagraph (c)(1) and (2) of the Commercial Computer Software - Restricted Rights clauses at 48 C.F.R. 52.227-19 or as specified in 48 C.F.R. 227-7202-2 of the DoD F.A.R. Supplement and its successors, or as specified in 48 C.F.R. 12.212 of the Federal Acquisition Regulations and its successors, as applicable. The specification copyright owners are as indicated above and may be contacted through the Object Management Group, 109 Highland Avenue, Needham, MA 02494, U.S.A.

TRADEMARKS

CORBA®, CORBA logos®, FINANCIAL INSTRUMENT GLOBAL IDENTIFIER®, IIOP®, IMM®, Model Driven Architecture®, MDA®, Object Management Group®, OMG®, OMG Logo®, SoaML®, SOAML®, SysML®, UAF®, Unified Modeling Language®, UML®, UML Cube logo®, VSIPL®, and XMI® are registered trademarks of the Object Management Group, Inc.

For a complete list of trademarks, see: http://www.omg.org/legal/tm_list.htm. All other products or company names mentioned are used for identification purposes only, and may be trademarks of their respective owners.

COMPLIANCE

The copyright holders listed above acknowledge that the Object Management Group (acting itself or through its designees) is and shall at all times be the sole entity that may authorize developers, suppliers and sellers of computer software to use certification marks, trademarks or other special designations to indicate compliance with these materials.

Software developed under the terms of this license may claim compliance or conformance with this specification if and only if the software compliance is of a nature fully matching the applicable compliance points as stated in the specification. Software developed only partially matching the applicable compliance points may claim only that the software was based on this specification, but may not claim compliance or

Deleted: C®,

Deleted: FIBO®, Financial Industry Business Ontology®,

conformance with this specification. In the event that testing suites are implemented or approved by Object Management Group, Inc., software developed using this specification may claim compliance or conformance with the specification only if the software satisfactorily completes the testing suites.

OMG's Issue Reporting

All OMG specifications are subject to continuous review and improvement. As part of this process we encourage readers to report any ambiguities, inconsistencies, or inaccuracies they may find by completing the Issue Reporting Form listed on the main web page: <http://issues.omg.org/issues/create-new-issue>.

Deleted: ¶ USE OF SPECIFICATION - TERMS, CONDITIONS & NOTICES¶

¶
The material in this document details an Object Management Group specification in accordance with the terms, conditions and notices set forth below. This document does not represent a commitment to implement any portion of this specification in any company's products. The information contained in this document is subject to change without notice.¶

¶ LICENSES¶

¶
The companies listed above have granted to the Object Management Group, Inc. (OMG) a nonexclusive, royalty-free, paid up, worldwide license to copy and distribute this document and to modify this document and distribute copies of the modified version. Each of the copyright holders listed above has agreed that no person shall be deemed to have infringed the copyright in the included material of any such copyright holder by reason of having used the specification set forth herein or having conformed any computer software to the specification.¶

Subject to all of the terms and conditions below, the owners of the copyright in this specification hereby grant you a fully-paid up, non-exclusive, nontransferable, perpetual, worldwide license (without the right to sublicense), to use this specification to create and distribute software and special purpose specifications that are based upon this specification, and to use, copy, and distribute this specification as provided under the Copyright Act; provided that: (1) both the copyright notice identified above and this permission notice appear on any copies of this specification; (2) the use of the specifications is for informational purposes and will not be copied or posted on any network computer or broadcast in any media and will not be otherwise resold or transferred for commercial purposes; and (3) no modifications are made to this specification. This limited permission automatically terminates without notice if you breach any of these terms or conditions. Upon termination, you will destroy immediately any copies of the specifications in your possession or control. ¶

¶ PATENTS¶

¶
The attention of adopters is directed to the possibility that compliance with or adoption of OMG specifications may require use of an invention covered by patent rights. OMG shall not be responsible for identifying patents for which a license may be required by any OMG specification, or for conducting legal inquiries into the legal validity or scope of those patents that are brought to its attention. OMG specifications are prospective and advisory only. Prospective users are responsible for ...

Table of Contents

Preface	x
1 Scope	1
1.1 General	1
1.2 Overview of this Specification	1
2 Conformance	3
2.1 Conformance points	3
2.2 Builtin plugin interoperability (mandatory).....	3
2.3 Plugin framework (mandatory):.....	3
2.4 Plugin Language APIs (optional):.....	3
2.5 Logging and Tagging profile (optional):.....	4
3 Normative References	5
4 Terms and Definitions	7
5 Symbols.....	11
6 Additional Information	13
6.1 Changes to Adopted OMG Specifications	13
6.2 Acknowledgments.....	13
7 Support for DDS Security.....	15
7.1 Security Model.....	15
7.1.1 Threats	15
7.2 Types used by DDS Security.....	18
7.2.1 Property_t.....	19
7.2.2 BinaryProperty_t.....	20
7.2.3 DataHolder.....	21
7.2.4 Token	21
7.2.5 PropertyQosPolicy, DomainParticipantQos, DataWriterQos, and DataReaderQos	23
7.2.6 ParticipantGenericMessage.....	24
7.2.7 ParticipantSecurityInfo	25
7.2.8 EndpointSecurityInfo	26
7.2.9 Additional DDS Return Code: NOT_ALLOWED_BY_SECURITY	27

Deleted: 2423

Deleted: 2524

Deleted: 2625

Deleted: 2726

Deleted: 2927

7.3	Securing DDS Messages on the Wire	27	Deleted: 2927
7.3.1	RTPS Background (Non-Normative)	27	Deleted: 2927
7.3.2	Secure RTPS Messages	29	Deleted: 3129
7.3.3	Constraints of the DomainParticipant GUID_t (GUID)	30	Deleted: 3230
7.3.4	Mandatory use of the KeyHash for encrypted messages	31	Deleted: 3331
7.3.5	Immutability of Publisher Partition Qos in combination with non-volatile Durability kind	31	Deleted: 3331
7.3.6	Platform Independent Description	32	Deleted: 3432
7.3.7	Mapping to UDP/IP PSM	40	Deleted: 4540
7.4	DDS Support for Security Plugin Information Exchange	45	Deleted: 5045
7.4.1	Secure builtin Discovery Topics	45	Deleted: 5145
7.4.2	New DCPSParticipantMessageSecure builtin Topic	53	Deleted: 6053
7.4.3	New DCPSParticipantStatelessMessage builtin Topic	55	Deleted: 6155
7.4.4	New DCPSParticipantVolatileMessageSecure builtin Topic	58	Deleted: 6458
7.4.5	Definition of the “Builtin Secure Endpoints”	63	Deleted: 6963
7.4.6	Definition of the “Builtin Secure Discovery Endpoints”	63	Deleted: 7063
7.4.7	Definition of the “Builtin Secure Liveliness Endpoints”	63	Deleted: 7063
7.4.8	Securing the “Builtin Secure Endpoints”	64	Deleted: 7064
8	Plugin Architecture	66	Deleted: 7366
8.1	Introduction	66	Deleted: 7366
8.1.1	Service Plugin Interface Overview	66	Deleted: 7366
8.1.2	Plugin Instantiation	67	Deleted: 7467
8.2	Common Types	68	Deleted: 7568
8.2.1	Security Exception	68	Deleted: 7568
8.3	Authentication Plugin	68	Deleted: 7668
8.3.1	Background (Non-Normative)	68	Deleted: 7668
8.3.2	Authentication Plugin Model	69	Deleted: 7769
8.4	Access Control Plugin	91	Deleted: 10590
8.4.1	Background (Non-Normative)	91	Deleted: 10590
8.4.2	AccessControl Plugin Model	92	Deleted: 10691
8.5	Cryptographic Plugin	122	Deleted: 143121
8.5.1	Cryptographic Plugin Model	122	Deleted: 143121
8.6	The Logging Plugin	158	Deleted: 183157

8.6.1	Background (Non-Normative)	158	Deleted: 183157
8.6.2	Logging Plugin Model.....	158	Deleted: 183157
8.7	Data Tagging	162	Deleted: 189161
8.7.1	Background (Non-Normative)	162	Deleted: 189161
8.7.2	DataTagging Model	162	Deleted: 189161
8.8	Security Plugins Behavior	162	Deleted: 190161
8.8.1	Authentication and AccessControl behavior with local DomainParticipant	162	Deleted: 190161
8.8.2	Authentication behavior with discovered DomainParticipant	165	Deleted: 194164
8.8.3	DDS Entities impacted by the AccessControl operations	169	Deleted: 199168
8.8.4	AccessControl behavior with local participant creation	172	Deleted: 203171
8.8.5	AccessControl behavior with local domain entity creation.....	172	Deleted: 203171
8.8.6	AccessControl behavior with remote participant discovery	174	Deleted: 207173
8.8.7	AccessControl behavior with remote domain entity discovery	176	Deleted: 209175
8.8.8	Cryptographic Plugin key generation behavior	180	Deleted: 214179
8.8.9	Cryptographic Plugin key exchange behavior.....	183	Deleted: 217182
8.8.10	Cryptographic Plugins encoding/decoding behavior	187	Deleted: 222186
9	Builtin Plugins	197	Deleted: 232196
9.1	Introduction	197	Deleted: 232196
9.2	Requirements and Priorities (Non-Normative)	197	Deleted: 232196
9.2.1	Performance and Scalability	198	Deleted: 233197
9.2.2	Robustness and Availability	198	Deleted: 233197
9.2.3	Fitness to the DDS Data-Centric Model	199	Deleted: 234198
9.2.4	Leverage and Reuse of Existing Security Infrastructure and Technologies	199	Deleted: 234198
9.2.5	Ease-of-Use while Supporting Common Application Requirements	200	Deleted: 235199
9.3	Builtin Authentication: DDS:Auth:PKI-DH	200	Deleted: 235199
9.3.1	Configuration.....	200	Deleted: 235199
9.3.2	DDS:Auth:PKI-DH Types	202	Deleted: 237201
9.3.3	DDS:Auth:PKI-DH plugin behavior.....	213	Deleted: 248212
9.3.4	DDS:Auth:PKI-DH plugin authentication protocol.....	222	Deleted: 257220
9.4	Builtin Access Control: DDS:Access:Permissions	225	Deleted: 260224
9.4.1	Configuration.....	225	Deleted: 260224
9.4.2	DDS:Access:Permissions Types	255	Deleted: 297254

9.4.3	DDS:Access:Permissions plugin behavior	<u>263</u>	Deleted: 307263
9.5	Builtin Crypto: DDS:Crypto:AES-GCM-GMAC.....	<u>269</u>	Deleted: 314269
9.5.1	Configuration.....	<u>271</u>	Deleted: 315271
9.5.2	DDS:Crypto:AES-GCM-GMAC Types.....	<u>271</u>	Deleted: 316271
9.5.3	DDS:Crypto:AES-GCM-GMAC plugin behavior	<u>277</u>	Deleted: 322277
9.6	Builtin Logging Plugin	<u>300</u>	Deleted: 346300
9.6.1	DDS:Logging:DDS_LogTopic plugin behavior	<u>301</u>	Deleted: 348301
10	Plugin Language Bindings	<u>304</u>	Deleted: 351304
10.1	Introduction	<u>304</u>	Deleted: 351304
10.2	IDL representation of the plugin interfaces	<u>304</u>	Deleted: 351304
10.3	C language representation of the plugin interfaces	<u>305</u>	Deleted: 352305
10.4	C++ classic representation of the plugin interfaces	<u>305</u>	Deleted: 352305
10.5	Java classic	<u>305</u>	Deleted: 352305
10.6	C++11 representation of the plugin interfaces.....	<u>305</u>	Deleted: 352305
10.7	Java modern aligned with the DDS-JAVA5+ PSM	<u>305</u>	Deleted: 352305
Annex A	- References	<u>306</u>	Deleted: 353306

Tables

Table 1 – Property_t class	19	
Table 2 – BinaryProperty_t class.....	20	
Table 3 – DataHolder class	21	
Table 4 – SecureBodySubMsg class.....	34	Deleted: 3734
Table 5 – SecurePrefixSubMsg class.....	35	Deleted: 3835
Table 6 – SecurePostfixSubMsg class	37	Deleted: 4237
Table 7 – SecureRTPSPrefixSubMsg class.....	38	Deleted: 4338
Table 8 – SecurePostfixSubMsg class	39	Deleted: 4439
Table 9 – EntityId values for secure builtin data writers and data readers	41	Deleted: 4641
Table 10 – Additional parameter IDs in ParticipantBuiltinTopicData.....	48	Deleted: 5348
Table 11 – Mapping of the additional builtin endpoints added by DDS security to the availableBuiltinEndpoints.....	49	Deleted: 5549
Table 12 – Additional parameter IDs in PublicationBuiltinTopicData.....	50	Deleted: 5650
Table 13 – Additional parameter IDs in ParticipantBuiltinTopicDataSecure	51	Deleted: 5751
Table 14 – Additional parameter IDs in PublicationBuiltinTopicDataSecure	52	Deleted: 5852
Table 15 – Additional parameter IDs in SubscriptionBuiltinTopicDataSecure	53	Deleted: 5953
Table 16 – ParticipantVolatileMessageSecure Topic Security Attributes	59	Deleted: 6558
Table 17 – ParticipantVolatileMessageSecure Endpoint Security Attributes (Reader and Writer).....	59	Deleted: 6558
Table 18 – Non-default Qos policies for BuiltinParticipantVolatileMessageSecureWriter	60	Deleted: 6659
Table 19 – Non-default Qos policies for BuiltinParticipantVolatileMessageSecureReader	60	Deleted: 6659
Table 20 – EndpointSecurityAttributes for all "Builtin Security Endpoints"	64	Deleted: 7163
Table 21 – Purpose of each Security Plugin.....	67	Deleted: 7466
Table 22 – SecurityException class.....	68	Deleted: 7567
Table 23 – Authentication plugin interface	74	Deleted: 8873
Table 24 – Values for ValidationResult_t.....	78	Deleted: 9176
Table 25 – Authentication listener class.....	89	Deleted: 10387
Table 26 – Description of the AuthStatusKind values	90	Deleted: 10488
Table 27 – Description of the ParticipantSecurityAttributes	94	Deleted: 11391
Table 28 – Mapping of fields ParticipantSecurityAttributes to bits in ParticipantSecurityAttributesMask	98	Deleted: 11795

Table 29 – Description of the TopicSecurityAttributes	<u>99</u>	Deleted: 11896
Table 30 – Description of the EndpointSecurityAttributes	<u>100</u>	Deleted: 11997
Table 31 – Mapping of fields EndpointSecurityAttributes to bits in EndpointSecurityAttributesMask	<u>102</u>	Deleted: 12299
Table 32 – AccessControl Interface	<u>103</u>	Deleted: 123100
Table 34 – CryptoTransformIdentifier class	<u>124</u>	Deleted: 145120
Table 35 – SecureSubmessageCategory_t	<u>125</u>	Deleted: 145121
Table 36 – CryptoKeyFactory Interface	<u>125</u>	Deleted: 146121
Table 37 – CryptoKeyExchange Interface	<u>133</u>	Deleted: 155129
Table 38 – CryptoTransform interface	<u>140</u>	Deleted: 162136
Table 39 – LogOptions values	<u>159</u>	Deleted: 186154
Table 40 – Logging Interface	<u>160</u>	Deleted: 186154
Table 41 – Logger structured_data entries	<u>161</u>	Deleted: 188156
Table 42 – Impact of Access Control Operations to the DDS Builtin and Application-defined Entities	<u>170</u>	Deleted: 200164
Table 43 – Summary of the Builtin Plugins	<u>197</u>	Deleted: 232191
Table 44 – Properties used to configure the builtin Authentication plugin	<u>201</u>	Deleted: 236195
Table 45 – IdentityToken class for the builtin Authentication plugin	<u>203</u>	Deleted: 238197
Table 46 – AuthenticatedPeerCredentialToken class for the builtin Authentication plugin	<u>204</u>	Deleted: 239198
Table 47 – AuthenticatedPeerCredentialToken class for the builtin Authentication plugin	<u>204</u>	Deleted: 239198
Table 48 – AuthRequestMessageToken class for the builtin Authentication plugin	<u>205</u>	Deleted: 240199
Table 49 – HandshakeRequestMessageToken for the builtin Authentication plugin	<u>205</u>	Deleted: 240199
Table 50 – HandshakeReplyMessageToken for the builtin Authentication plugin	<u>208</u>	Deleted: 243200
Table 51 – HandshakeFinalMessageToken for the builtin Authentication plugin	<u>211</u>	Deleted: 246203
Table 52 – Actions undertaken by the operations of the builtin Authentication plugin	<u>214</u>	Deleted: 249204
Table 53 – Terms used in the description of the builtin authentication protocol	<u>222</u>	Deleted: 257212
Table 54 – Notation of the operations/transformations used in the description of the builtin authentication protocol	<u>223</u>	Deleted: 258214
Table 55 – Description of built-in authentication protocol	<u>224</u>	Deleted: 259215
Table 56 – Properties used to configure the builtin AccessControl plugin	<u>226</u>	Deleted: 261217
Table 57 – PermissionsCredentialToken class for the builtin AccessControl plugin	<u>255</u>	Deleted: 297245
Table 58 – PermissionsToken class for the builtin AccessControl plugin	<u>256</u>	Deleted: 298245

Table 59 – Description of the PluginParticipantSecurityAttributes	257	Deleted: 299246
Table 60 – Mapping of PluginParticipantSecurityAttributes to the PluginParticipantSecurityAttributesMask	260	Deleted: 302249
Table 61 – Description of the PluginEndpointSecurityAttributes	261	Deleted: 304250
Table 62 – Mapping of fields PluginEndpointSecurityAttributes to the PluginEndpointSecurityAttributesMask	263	Deleted: 307252
Table 63 – Actions undertaken by the operations of the builtin AccessControl plugin	264	Deleted: 308253
Table 64 – AES-GCM transformation inputs	270	Deleted: 314259
Table 65 – AES-GCM transformation outputs	270	Deleted: 315259
Table 66 – CryptoToken class for the builtin Cryptographic plugin	271	Deleted: 316260
Table 67 – KeyMaterial_AES_GCM_GMAC for BuiltinParticipantVolatileMessageSecureWriter and BuiltinParticipantVolatileMessageSecureReader	273	Deleted: 318262
Table 68 – Terms used in KxKey and KxMacKey derivation formula for the builtin Cryptographic plugin	274	Deleted: 318262
Table 69 – CryptoTransformIdentifier class for the builtin Cryptographic plugin	274	Deleted: 319263
Table 70 – Actions undertaken by the operations of the builtin Cryptographic CryptoKeyFactory plugin	278	Deleted: 322266
Table 71 – Actions undertaken by the operations of the builtin Cryptographic CryptoKeyExchange plugin	281	Deleted: 326269
Table 72 – Actions undertaken by the operations of the builtin Cryptographic CryptoKeyTransform plugin	283	Deleted: 328270
Table 73 – Terms used in Key Computation and cryptographic transformations formulas for the builtin cryptographic plugin	290	Deleted: 335277
Table 74 – Actions undertaken by the operations of the builtin Logging plugin	302	Deleted: 348288

Figures

Figure 1 – Overall architecture for DDS Security.....	1	
Figure 2 – Threat actors	16	
Figure 3 – Token Model.....	22	Deleted: 2322
Figure 4 – RTPS message structure.....	28	Deleted: 3028
Figure 5 – Secure Submessage and Secured Payload Model.....	34	Deleted: 3634
Figure 6 – RTPS message transformations	36	Deleted: 4136
Figure 7 – Plugin Architecture Model	66	Deleted: 7366
Figure 8 – Authentication plugin model	69	Deleted: 7969
Figure 9 – Authentication plugin interaction state machine.....	72	Deleted: 8672
Figure 10 – AccessControl Plugin Model.....	92	Deleted: 11191
Figure 11 – Cryptographic Plugin Model	123	Deleted: 143122
Figure 12 – Effect of encode_serialized_payload within an RTPS message.....	145	Deleted: 168144
Figure 13 – Effect of encode_datawriter_submessage within an RTPS message.....	147	Deleted: 169146
Figure 14 – Effect of encode_datareader_submessage within an RTPS message.....	149	Deleted: 171148
Figure 15 – Possible effect of encode_rtps within an RTPS message.....	150	Deleted: 173149
Figure 16 – Possible effect of decode_rtps within an RTPS message.....	152	Deleted: 175151
Figure 17 – Effect of decode_datawriter_submessage within an RTPS message.....	154	Deleted: 178153
Figure 18 – Effect of decode_datawriter_submessage within an RTPS message.....	156	Deleted: 180155
Figure 19 – Effect of decode_serialized_payload within an RTPS message.....	157	Deleted: 182156
Figure 20 – Logging Plugin Model	158	Deleted: 185157
Figure 21 – Authentication and AccessControl sequence diagram with local DomainParticipant.....	163	Deleted: 192162
Figure 22 – Authentication sequence diagram with discovered DomainParticipant.....	166	Deleted: 197165
Figure 23 – AccessControl sequence diagram with local entities	173	Deleted: 206172
Figure 24 – AccessControl sequence diagram with discovered DomainParticipant.....	175	Deleted: 208174
Figure 25 – AccessControl sequence diagram with discovered entities when is_read_protected and is_write_protected are both FALSE.....	178	Deleted: 211177
Figure 26 – AccessControl sequence diagram with discovered entities when is_read_protected==TRUE and is_write_protected==TRUE.....	179	Deleted: 213178
Figure 27 – Cryptographic KeyExchange plugin sequence diagram with discovered DomainParticipant	184	Deleted: 218183
Figure 28 – Cryptographic KeyExchange plugin sequence diagram with discovered DataReader.....	185	Deleted: 220184

Figure 29 – Cryptographic KeyExchange plugin sequence diagram with discovered DataWriter [187](#)

Figure 30 – Cryptographic CryptoTransform plugin sequence diagram for encoding/decoding a single DataWriter submessage..... [188](#)

Figure 31 – Cryptographic CryptoTransform plugin sequence diagram for encoding/decoding multiple DataWriter submessages [191](#)

Figure 32 -- Cryptographic CryptoTransform plugin sequence diagram for encoding/decoding multiple DataReader submessages [192](#)

Figure 33 – Cryptographic CryptoTransform plugin sequence diagram for encoding/decoding multiple DataWriter and DataReader submessages..... [194](#)

Deleted: 221186

Deleted: 223187

Deleted: 225190

Deleted: 226191

Deleted: 229193

Preface

About the Object Management Group

OMG

Founded in 1989, the Object Management Group, Inc. (OMG) is an open membership, not-for-profit computer industry standards consortium that produces and maintains computer industry specifications for interoperable, portable and reusable enterprise applications in distributed, heterogeneous environments. Membership includes Information Technology vendors, end users, government agencies and academia.

OMG member companies write, adopt, and maintain its specifications following a mature, open process. OMG's specifications implement the Model Driven Architecture® (MDA®), maximizing ROI through a full-lifecycle approach to enterprise integration that covers multiple operating systems, programming languages, middleware and networking infrastructures, and software development environments. OMG's specifications include: UML® (Unified Modeling Language™); CORBA® (Common Object Request Broker Architecture); CWM™ (Common Warehouse Metamodel); and industry-specific standards for dozens of vertical markets.

More information on the OMG is available at <http://www.omg.org/>.

OMG Specifications

As noted, OMG specifications address middleware, modeling, and vertical domain frameworks. A listing of all OMG Specifications is available from the OMG website at:

<http://www.omg.org/spec/index.htm>

Specifications are organized by the following categories:

Business Modeling Specifications

Middleware Specifications

- CORBA/IIOP
- Data Distribution Services
- Specialized CORBA

IDL/Language Mapping Specifications

Modeling and Metadata Specifications

- UML, MOF, CWM, XMI
- UML Profile

Modernization Specifications

Platform Independent Model (PIM), Platform Specific Model (PSM), Interface Specifications

- CORBAServices
- CORBAFacilities

OMG Domain Specifications

CORBA Embedded Intelligence Specifications

CORBA Security Specifications

All of OMG's formal specifications may be downloaded without charge from our website. (Products implementing OMG specifications are available from individual suppliers.) Copies of specifications, available in PostScript and PDF format, may be obtained from the Specifications Catalog cited above or by contacting the Object Management Group, Inc. at:

OMG Headquarters
109 Highland Avenue
Needham, MA 02494
USA
Tel: +1-781-444-0404
Fax: +1-781-444-0320
Email: pubs@omg.org

Formatted: Spanish (Spain-Traditional Sort)

Formatted: Font: Not Italic, No underline, Font color: Black, Spanish (Spain-Traditional Sort)

Formatted: Spanish (Spain-Traditional Sort)

Certain OMG specifications are also available as ISO standards. Please consult <http://www.iso.org>.

Issues

The reader is encouraged to report any technical or editing issues/problems with this specification to <http://issues.omg.org/issues/create-new-issue>.

1 Scope

1.1 General

This specification adds several new “DDS Security Support” compliance points (“profile”) to the DDS Specification. See the compliance levels within the Conformance Clause below.

1.2 Overview of this Specification

This specification defines the Security Model and Service Plugin Interface (SPI) architecture for compliant DDS implementations. The DDS Security Model is enforced by the invocation of these SPIs by the DDS implementation. This specification also defines a set of builtin implementations of these SPIs.

- The specified builtin SPI implementations enable out-of-the box security and interoperability between compliant DDS applications.
- The use of SPIs allows DDS users to customize the behavior and technologies that the DDS implementations use for Information Assurance, specifically customization of Authentication, Access Control, Encryption, Message Authentication, Digital Signing, Logging and Data Tagging.

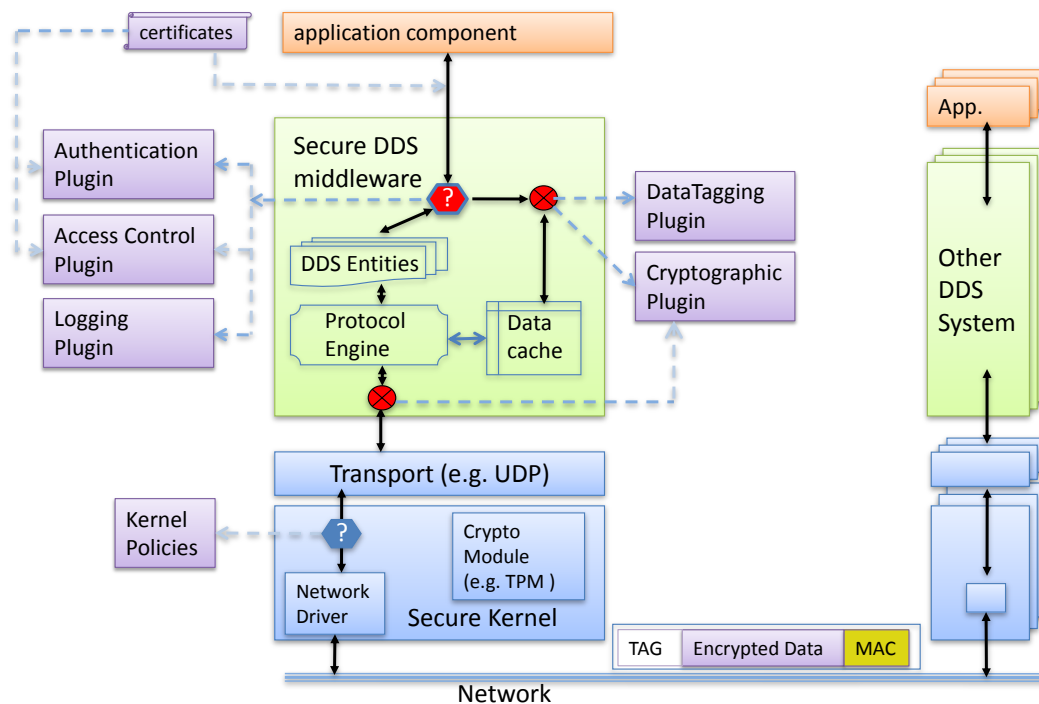


Figure 1 – Overall architecture for DDS Security

This specification defines five SPIs that when combined together provide Information Assurance to DDS systems:

- **Authentication** Service Plugin. Provides the means to verify the identity of the application and/or user that invokes operations on DDS. Includes facilities to perform mutual authentication between participants and establish a shared secret.
- **AccessControl** Service Plugin. Provides the means to enforce policy decisions on what DDS related operations an authenticated user can perform. For example, which domains it can join, which Topics it can publish or subscribe to, etc.
- **Cryptographic** Service Plugin. Implements (or interfaces with libraries that implement) all cryptographic operations including encryption, decryption, hashing, digital signatures, etc. This includes the means to derive keys from a shared secret.
- **Logging** Service Plugin. Supports auditing of all DDS security-relevant events
- **Data Tagging** Service Plugin. Provides a way to add tags to data samples.

2 Conformance

2.1 Conformance points

This specification defines the following conformance points:

- (1) Builtin plugin interoperability (mandatory)
- (2) Plugin framework (mandatory)
- (3) Plugin language APIs (optional)
- (4) Logging and Tagging (optional)

Conformance with the “DDS Security” specification requires conformance with all the mandatory conformance points.

2.2 Builtin plugin interoperability (mandatory)

This point provides interoperability with all the builtin plugins with the exception of the Logging plugin. Conformance to this point requires conformance to:

- Clause 7 (the security model and the support for interoperability between DDS Security implementations).
- The configuration of the plugins and the observable wire-protocol behavior specified in Clause 9 (the builtin-plugins), except for sub clause 9.6. This conformance point does not require implementation of the APIs between the DDS implementation and the plugins.

2.3 Plugin framework (mandatory):

This point provides the architectural framework and abstract APIs needed to develop new security plugins and “plug them” into a DDS middleware implementation. Plugins developed using this framework are portable between conforming DDS implementations. However portability for a specific programming language also requires conformance to the specific language API (see 2.4).

Conformance to this point requires conformance to:

- Clause 7 (the security model and the support for interoperability between DDS Security implementations).
- Clause 8 (the plugin model) with the exception of 8.6 and 8.7 (Logging and Data Tagging plugins). The conformance to the plugin model is at the UML level; it does not mandate a particular language mapping.
- Clause 9, the builtin-plugins, except for 9.6 (Builtin Logging Plugin).

In addition it requires the conforming DDS implementation to provide a public API to insert the plugins that conform to the aforementioned sections.

2.4 Plugin Language APIs (optional):

These conformance points provide portability across compliant DDS implementations of the security plugins developed using a specific programming language.

Conformance to any of the language portability points requires conformance to the (mandatory) plugin architecture framework point.

These are 5 “plugin language API” points, each corresponding to a different programming language used to implement the plugins.

Each language point is a separate independent conformance point. Conformance with the “plugin language API” point requires conformance with at least one of the 5 language APIs enumerated below:

- C Plugin APIs. Conformance to sub clauses 10.2 and 10.3
- C++ classic Plugin APIs. Conformance to sub clauses 10.2 and 10.4
- Java classic Plugin APIs. Conformance to sub clauses 10.2 and 10.5
- C++11 Plugin APIs. Conformance to sub clauses 10.2 and 10.6
- Java5+ Plugin APIs. Conformance to sub clauses 10.2 and 10.7.

2.5 Logging and Tagging profile (optional):

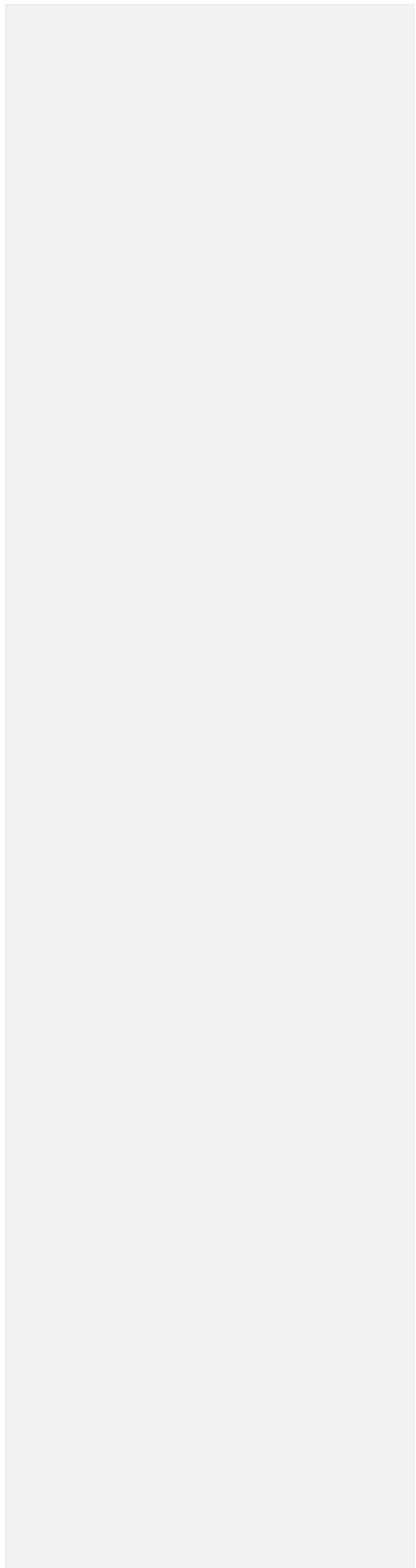
This point adds support for logging and tagging. Conformance to this point requires conformance to sub clauses 8.6, 8.7, and 9.6.

3 Normative References

- DDS: Data-Distribution Service for Real-Time Systems version 1.4.
<http://www.omg.org/spec/DDS/1.4>
- DDS-RTPS: Data-Distribution Service Interoperability Wire Protocol version 2.2,
<http://www.omg.org/spec/DDS-RTPS/2.2/>
- DDS-XTYPES: Extensible and Dynamic Topic-Types for DDS version 1.2,
<http://www.omg.org/spec/DDS-XTypes/1.2>
- OMG-IDL: Interface Definition Language (IDL) version 4.1,
<http://www.omg.org/spec/IDL/4.1>
- HMAC: Keyed-Hashing for Message Authentication. H. Krawczyk, M. Bellare, and R.Canetti, IETF RFC 2104, <http://tools.ietf.org/html/rfc2104>
- Updated Security Considerations for the MD5 Message-Digest and the HMAC-MD5 Algorithms, IETF RFC 6151 <https://tools.ietf.org/html/rfc6151>
- PKCS #7: Cryptographic Message Syntax Version 1.5. IETF RFC 2315.
<http://tools.ietf.org/html/rfc2315>
- Public-Key Cryptography Standards (PKCS) #1: RSA Cryptography Specifications Version 2.2, IETF RFC 8017. <https://tools.ietf.org/html/rfc8017>
- XSD: XML Schema Definition Language (XSD) 1.1 Part 2: Datatypes,
<https://www.w3.org/TR/2012/REC-xmlschema11-2-20120405>.

Deleted: 1
Deleted: <http://www.omg.org/spec/DDS-XTypes/1.1/>
Deleted: 3.5
Deleted: <http://www.omg.org/spec/IDL35/>

Deleted: 1
Deleted: 3447
Deleted: 3447



4 Terms and Definitions

For the purposes of this specification, the following terms and definitions apply:

Access Control

Mechanism that enables an authority to control access to areas and resources in a given physical facility or computer-based information system.

Authentication

Security measure(s) designed to establish the identity of a transmission, message, or originator.

Authorization

Access privileges that are granted to an entity; conveying an “official” sanction to perform a security function or activity.

Ciphertext

Data in its encrypted or signed form.

Certification authority

The entity in a Public Key Infrastructure (PKI) that is responsible for issuing certificates, and exacting compliance to a PKI policy.

Confidentiality

Assurance that information is not disclosed to unauthorized individuals, processes, or devices.

Cryptographic algorithm

A well-defined computational procedure that takes variable inputs, including a cryptographic key and produces an output.

Cryptographic key

A parameter used in conjunction with a cryptographic algorithm that operates in such a way that another agent with knowledge of the key can reproduce or reverse the operation, while an agent without knowledge of the key cannot.

Examples include:

1. The transformation of plaintext data into ciphertext.
2. The transformation of ciphertext data into plaintext.
3. The computation of a digital signature from data.
4. The verification of a digital signature.
5. The computation of a message authentication code from data.
6. The verification of a message authentication code from data and a received authentication code.

Data-Centric Publish-Subscribe (DCPS)

The mandatory portion of the DDS specification used to provide the functionality required for an application to publish and subscribe to the values of data objects.

Data Distribution Service (DDS)

An OMG distributed data communications specification that allows Quality of Service policies to be specified for data timeliness and reliability. It is independent of the implementation language.

[\[DDSSEC11-115 Add the concept of "data origin authentication" and clarify ...\]](#)

Data Integrity

Assurance that data has not been altered since creation time.

[\[DDSSEC11-115 Add the concept of "data origin authentication" and clarify ...\]](#)

Data Origin Authentication

A mechanism providing assurance that a party is corroborated as the source of specified data (it includes data integrity). In this specification it is used to indicate assurance of the `DataWriter` or `DataReader` that originated a message.

Deleted:

Digital signature

The result of a cryptographic transformation of data that, when properly implemented with supporting infrastructure and policy, provides the services of:

1. origin authentication
2. data integrity
3. signer non-repudiation

Extended IDL

Extended Interface Definition Language (IDL) used to describe data types in a way that can be represented in a machine neutral format for network communications. This syntax was introduced as part of the DDS-XTYPES specification [3].

Hashing algorithm

A one-way algorithm that maps an input byte buffer of arbitrary length to an output fixed-length byte array in such a way that:

- (a) Given the output it is computationally infeasible to determine the input.
- (b) It is computationally infeasible to find any two distinct inputs that map to the same output.

Information Assurance

The practice of managing risks related to the use, processing, storage, and transmission of information or data and the systems and processes used for those purposes.

Integrity

Protection against unauthorized modification or destruction of information.

Key management

[\[DDSSEC11-5 - Miscellaneous typos/inconsistencies\]](#)

The handling of cryptographic material (e.g., keys, Initialization Vectors) during their entire life cycle of from creation to destruction.

Deleted: the keys

Message authentication code (MAC)

A cryptographic hashing algorithm on data that uses a symmetric key to detect both accidental and intentional modifications of data.

[DDSSEC11-115 Add the concept of "data origin authentication" and clarify ...]

Message-~~Origin~~ Authentication

A mechanism providing assurance that a party is corroborated as the source of a specified message. In this specification it is used to indicate assurance of the DomainParticipant that originated the message.

Non-Repudiation

Assurance that the sender of data is provided with proof of delivery and the recipient is provided with proof of the sender's identity, so neither can later deny having received or processed the data.

Public key

A cryptographic key used with a public key cryptographic algorithm that is uniquely associated with an entity and that may be made public. The public key is associated with a private key. The public key may be known by anyone and, depending on the algorithm, may be used to:

1. Verify a digital signature that is signed by the corresponding private key,
2. Encrypt data that can be decrypted by the corresponding private key, or
3. Compute a piece of shared data.

Public key certificate

A set of data that uniquely identifies an entity, contains the entity's public key and possibly other information, and is digitally signed by a trusted party, thereby binding the public key to the entity.

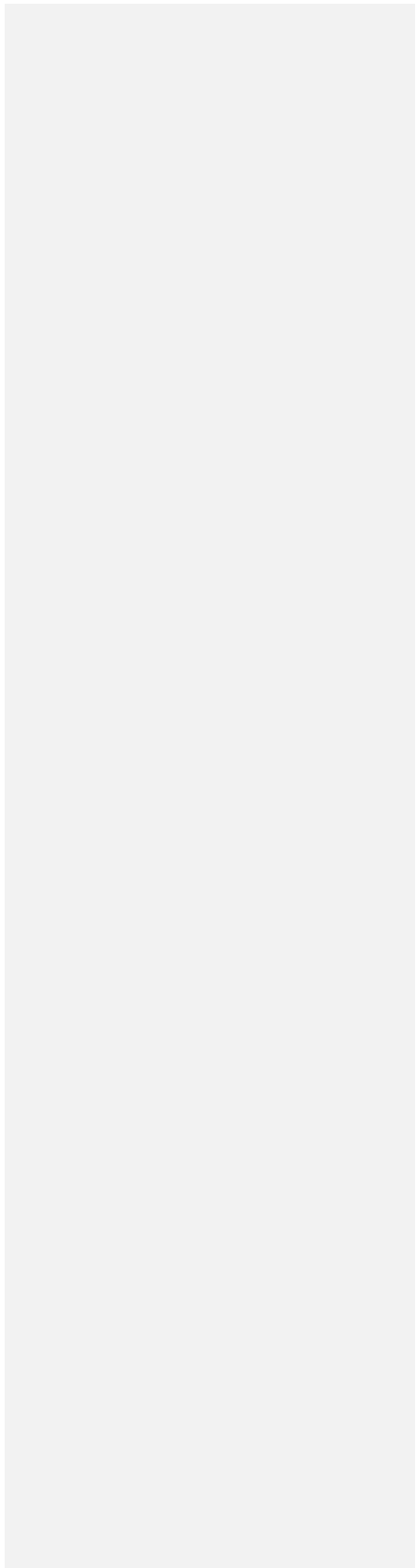
Public key cryptographic algorithm

A cryptographic algorithm that uses two related keys, a public key and a private key. The two keys have the property that determining the private key from the public key is computationally infeasible.

Public Key Infrastructure

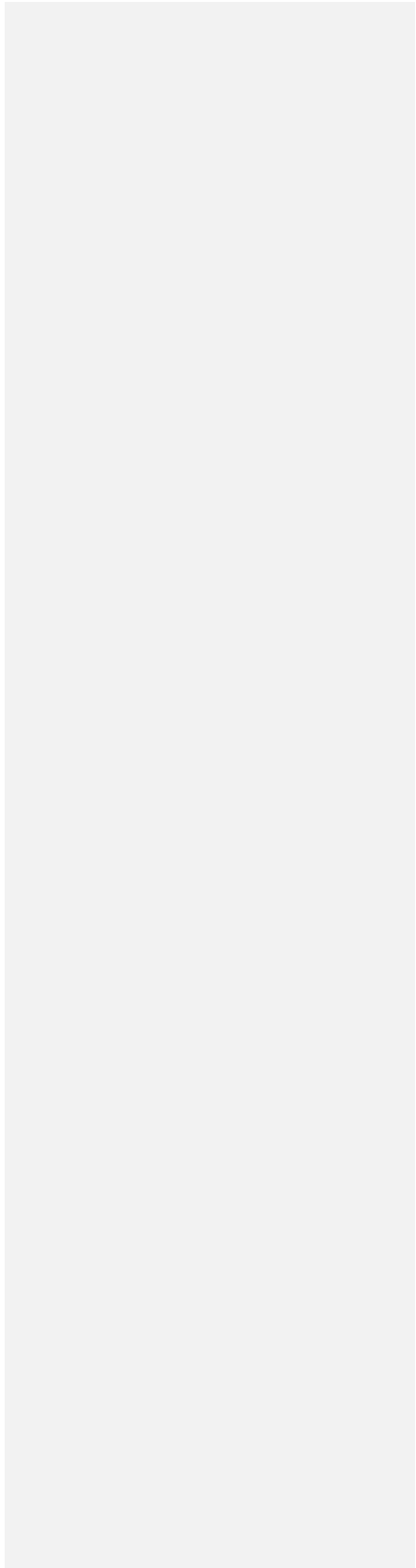
A framework that is established to issue, maintain and revoke public key certificates.

Deleted:



5 Symbols

This specification does not define any symbols or abbreviations.



6 Additional Information

6.1 Changes to Adopted OMG Specifications

This specification does not modify any existing adopted OMG specifications. It reuses and/or adds functionality on top of the current set of OMG specifications.

- **DDS:** This specification does not modify or invalidate any existing DDS profiles or compliance levels. It extends some of the DDS builtin Topics to carry additional information in a compatible way with existing implementations of DDS.
- **DDS-RTPS:** This specification does not require any modifications to RTPS; however, it may impact interoperability with existing DDS-RTPS implementations. In particular, DDS-RTPS implementations that do *not* implement the DDS Security specification will have limited interoperability with implementations that *do* implement the mechanisms introduced by this specification. Interoperability is limited to systems configured to allow “unauthorized” DomainParticipant entities and within those systems, only to Topics configured to be “unprotected.”
- **DDS-XTYPES:** This specification depends on the IDL syntax introduced by and the Extended CDR encoding defined in the DDS-XTYPES specification. It does not require any modifications of DDS-XTYPES.
- **OMG IDL:** This specification does not modify any existing IDL-related compliance levels.

6.2 Acknowledgments

The following individuals and companies submitted content that was incorporated into this specification:

Submitting contributors:

- (lead) Gerardo Pardo-Castellote, Ph.D., Real-Time Innovations. [gerardo.pardo AT rti.com](mailto:gerardo.pardo@rti.com)
- Jaime Martin-Losa, eProsima [JaimeMartin AT eprosima.com](mailto:JaimeMartin@eprosima.com)
- Angelo Corsaro, Ph.D., PrismTech. [angelo.corsaro AT prismtech.com](mailto:angelo.corsaro@prismtech.com)

Supporting contributors:

- Char Wales, MITRE [charwing AT mitre.org](mailto:charwing@mitre.org)
- Clark Tucker, Twin Oaks Computing, Inc. [ctucker AT twinoakscomputing.com](mailto:ctucker@twinoakscomputing.com)

Finalization Task Force members and participants:

- (chair) Gerardo Pardo-Castellote, Ph.D., Real-Time Innovations. [gerardo.pardo AT rti.com](mailto:gerardo.pardo@rti.com)
- Clark Tucker, Twin Oaks Computing, Inc. [ctucker AT twinoakscomputing.com](mailto:ctucker@twinoakscomputing.com)
- Jaime Martin-Losa, eProsima [JaimeMartin AT eprosima.com](mailto:JaimeMartin@eprosima.com)
- Virginie Watine, THALES, [virginie.watine AT thalesgroup.com](mailto:virginie.watine@thalésgroup.com)
- Cyril Dangerville, THALES, [cyril.dangerville AT thalesgroup.com](mailto:cyril.dangerville@thalésgroup.com)

- Angelo Corsaro, Ph.D., PrismTech. [angelo.corsaro AT prismtech.com](mailto:angelo.corsaro@prismtech.com)
- Julien Enoch, PrismTech, [julien.enoch AT prismtech.com](mailto:julien.enoch@prismtech.com)
- Ricardo Gonzalez, eProsimas, [RicardoGonzalez AT eprosima.com](mailto:RicardoGonzalez@eprosima.com)
- Gilles Bessens, Kongsberg Gallium, [gilles.bessens AT kongsberggallium.com](mailto:gilles.bessens@kongsberggallium.com)
- Charles Fudge, NSWC Dalghren, [charles.fudge AT navy.mil](mailto:charles.fudge@navy.mil)
- Ron Townsend, General Dynamics AIS, [Ronald.Townsen AT gd-ais.com](mailto:Ronald.Townsen@gd-ais.com)

Deleted: <#>Jaime Martin-Losa, eProsimas
[JaimeMartin AT eprosima.com](mailto:JaimeMartin@eprosima.com)

Formatted: Spanish (Spain-Traditional Sort)

Deleted: e

Revision Task Force members and participants:

- (chair) Gerardo Pardo-Castellote, Ph.D., Real-Time Innovations. [gerardo.pardo AT rti.com](mailto:gerardo.pardo@rti.com)
- Clark Tucker, Twin Oaks Computing, Inc. [ctucker AT twinoakscomputing.com](mailto:ctucker@twinoakscomputing.com)
- Cyril Dangerville, THALES. [cyril.dangerville AT thalesgroup.com](mailto:cyril.dangerville@thalesgroup.com)
- Angelo Corsaro, Ph.D., PrismTech. [angelo.corsaro AT prismtech.com](mailto:angelo.corsaro@prismtech.com)
- Julien Enoch, PrismTech. [julien.enoch AT prismtech.com](mailto:julien.enoch@prismtech.com)
- Jose Maria Lopez-Vega, Ph.D., Real-Time Innovations. [jose AT rti.com](mailto:jose@rti.com)
- Yusheng Yang, Real-Time Innovations. [yusheng AT rti.com](mailto:yusheng@rti.com)
- Charles Fudge, NSWC Dalghren. [charles.fudge AT navy.mil](mailto:charles.fudge@navy.mil)
- Ron Townsend, General Dynamics AIS, [Ronald.Townsen AT gd-ais.com](mailto:Ronald.Townsen@gd-ais.com)

7 Support for DDS Security

7.1 Security Model

The Security Model for DDS defines the security principals (users of the system), the objects that are being secured, and the operations on the objects that are to be restricted. DDS applications share information on DDS Global Data Spaces (called DDS Domains) where the information is organized into Topics and accessed by means of read and write operations on data-instances of those Topics.

Ultimately what is being secured is a specific DDS Global Data Space (domain) and, within the domain, the ability to access (read or write) information (specific Topic or even data-object instances within the Topic) in the DDS Global Data Space.

Securing DDS means providing:

DDSSEC11-115 Add the concept of "data origin authentication" and clarify ...]

- Confidentiality of the data samples
- Integrity of the data samples and the messages that contain them
- Authentication of DDS writers and readers
- Authorization of DDS writers and readers
- Message-origin authentication
- Data-origin authentication
- (Optional) Non-repudiation of data

To provide secure access to the DDS Global Data Space, applications that use DDS must first be authenticated, so that the identity of the application (and potentially the user that interacts with it) can be established. Once authentication has been obtained, the next step is to enforce access control decisions that determine whether the application is allowed to perform specific actions. Examples of actions are: joining a DDS Domain, defining a new Topic, reading or writing a specific DDS Topic, and even reading or writing specific Topic instances (as identified by the values of key fields in the data). Enforcement of access control shall be supported by cryptographic techniques so that information confidentiality and integrity can be maintained, which in turn requires an infrastructure to manage and distribute the necessary cryptographic keys.

7.1.1 Threats

In order to understand the decisions made in the design of the plugins, it is important to understand some of the specific threats impacting applications that use DDS and DDS Interoperability Wire Protocol (RTPS).

Most relevant are four categories of threats:

1. Unauthorized subscription
2. Unauthorized publication
3. Tampering and replay
4. Unauthorized access to data

These threats are described in the context of a hypothetical communication scenario with six actors all attached to the same network:

- **Alice.** A DDS DomainParticipant who is authorized to publish data on a Topic T.
- **Bob.** A DDS DomainParticipant who is authorized to subscribe to data on a Topic T.
- **Eve.** An eavesdropper. Someone who is **not authorized** to subscribe to data on Topic T. However Eve uses the fact that she is connected to the same network to try to see the data.
- **Trudy.** An intruder. A DomainParticipant who is **not authorized** to publish on Topic T. However, Trudy uses the fact that she is connected to the same network to try to send data.
- **Mallory.** A malicious DDS DomainParticipant. Mallory is authorized to subscribe to data on Topic T but she is **not authorized** to publish on Topic T. However, Mallory will try to use information gained by subscribing to the data to publish in the network and try to convince Bob that she is a legitimate publisher.
- **Trent.** A trusted service who needs to receive and send information on Topic T. For example, Trent can be a persistence service or a relay service. He is trusted to relay information without having malicious intent. However he is not trusted to see the content of the information.

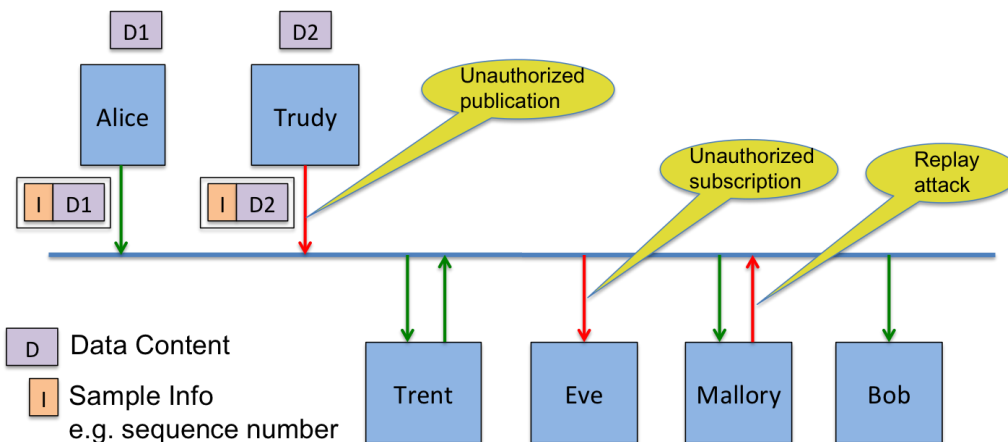


Figure 2 – Threat actors

7.1.1.1 Unauthorized Subscription

The DomainParticipant Eve is connected to the same network infrastructure as the rest of the agents and is able to observe the network packets despite the fact that the messages are not intended to be sent to Eve. Many scenarios can lead to this situation. Eve could tap into a network switch or observe the communication channels. Alternatively, in situations where Alice and Bob are communicating over multicast, Eve could simply subscribe to the same multicast address.

Protecting against Eve is reasonably simple. All that is required is for Alice to encrypt the data she writes using a secret key that is only shared with authorized receivers such as Bob, Trent, and Mallory.

7.1.1.2 Unauthorized Publication

The DomainParticipant Trudy is connected to the same network infrastructure as the rest of the agents and is able to inject network packets with any data contents, headers and destination she wishes (e.g., Bob). The network infrastructure will route those packets to the indicated destination.

To protect against Trudy, Bob, Trent and Mallory need to realize that the data is not originating from Alice. They need to realize that the data is coming from someone not authorized to send data on Topic T and therefore reject (i.e., not process) the packet.

Protecting against Trudy is also reasonably simple. All that is required is for the protocol to require that the messages include either a hash-based message authentication code (HMAC) or digital signature.

- An HMAC creates a message authentication code using a secret key that is shared with the intended recipients. Alice would only share the secret key with Bob, Mallory and Trent so that they can recognize messages that originate from Alice. Since Trudy is not authorized to publish Topic T, Bob and the others will not recognize any HMACs Trudy produces (i.e., they will not recognize Trudy's key).
- A digital signature is based on public key cryptography. To create a digital signature, Alice encrypts a digest of the message using Alice's private key. Everybody (including Bob, Mallory and Trent) has access to Alice's public key. Similar to the HMAC above, the recipients can identify messages from Alice, as they are the only ones whose digital signature can be interpreted with Alice's public key. Any digital signatures Trudy may use will be rejected by the recipients, as Trudy is not authorized to write Topic T.

The use of HMACs versus digital signatures presents tradeoffs that will be discussed further in subsequent sections. Suffice it to say that in many situations the use of HMACs is preferred because the performance to compute and verify them is about 1000 times faster than the performance of computing/verifying digital signatures.

7.1.1.3 Tampering and Replay

Mallory is authorized to subscribe to Topic T. Therefore Alice has shared with Mallory the secret key to encrypt the topic and also, if an HMAC is used, the secret key used for the HMAC.

Assume Alice used HMACs instead of digital signatures. Then Mallory can use her knowledge of the secret keys used for data encryption and the HMACs to create a message on the network and pretend it came from Alice. Mallory can fake all the TCP/UDP/IP headers and any necessary RTPS identifiers (e.g., Alice's RTPS DomainParticipant and DataWriter GUIDs). Mallory has the secret key that was used to encrypt the data so she can create encrypted data payloads with any contents she wants. She has the secret key used to compute HMACs so she can also create a valid HMAC for the new message. Bob and the others will have no way to see that message came from Mallory and will accept it, thinking it came from Alice.

So if Alice used an HMAC, the only solution to the problem is that the secret key used for the HMAC when sending the message to Mallory cannot be the same as the key used for the HMAC when sending messages to Bob. In other words, Alice must share a **different** secret key for the HMAC with each recipient. Then Mallory will not have the HMAC key that Bob expects from Alice and the messages from Mallory to Bob will not be misinterpreted as coming from Alice.

Recall that Alice needs to be able to use multicast to communicate efficiently with multiple receivers. Therefore, if Alice wants to send an HMAC with a different key for every receiver, the only solution is

to append multiple HMACs to the multicast message with some key-id that allows the recipient to select the correct HMAC to verify.

If Alice uses digital signatures to protect the integrity of the message, then this ‘masquerading’ problem does not arise and Alice can send the same digital signature to all recipients. This makes using multicast simpler. However, the performance penalty of using digital signatures is so high that in many situations it will be better to compute and send multiple HMACs as described earlier.

7.1.1.4 Unauthorized Access to Data by Infrastructure Services

Infrastructure services, such as the DDS Persistence Service or relay services need to be able to receive messages, verify their integrity, store them, and send them to other participants on behalf of the original application.

These services can be trusted not to be malicious; however, often it is not desirable to grant them the privileges they would need to understand the contents of the data. They are allowed to store and forward the data, but not to see inside the data.

Trent is an example of such a service. To support deployment of these types of services, the security model needs to support the concept of having a participant, such as Trent, who is allowed to receive, process, and relay RTPS messages, but is not allowed to see the contents of the data within the message. In other words, he can see the headers and sample information (writer GUID, sequence numbers, keyhash and such) but not the message contents.

To support services like Trent, Alice needs to accept Trent as a valid destination for her messages on topic T and share with Trent only the secret key used to compute the HMAC for Trent, but not the secret key used to encrypt the data itself. In addition, Bob, Mallory and others need to accept Trent as someone who is able to write on Topic T and relay messages from Alice. This means two things: (1) accept and interpret messages encrypted with Alice’s secret key and (2) allow Trent to include in his sample information, the information he got from Alice (writer GUID, sequence number and anything else needed to properly process the relayed message).

Assume Alice used an HMAC in the message sent to Trent. Trent will have received from Alice the secret key needed to verify the HMAC properly. Trent will be able to store the messages, but lacking the secret key used for its encryption, will be unable to see the data. When he relays the message to Bob, he will include the information that indicates the message originated from Alice and produce an HMAC with its own secret HMAC key that was shared with Bob. Bob will receive the message, verify the HMAC and see it is a relayed message from Alice. Bob recognizes Trent is authorized to relay messages, so Bob will accept the sample information that relates to Alice and process the message as if it had originated with Alice. In particular, he will use Alice’s secret key to decrypt the data.

If Alice had used digital signatures, Trent would have two choices. If the digital signature only covered the data and the sample information he needs to relay from Alice, Trent could simply relay the digital signature as well. Otherwise, Trent could strip out the digital signature and put in his own HMAC. Similar to before, Bob recognizes that Trent is allowed to relay messages from Alice and will be able to properly verify and process the message.

7.2 Types used by DDS Security

The DDS security specification includes extensions to the DDS Interoperability Wire Protocol (DDS-RTPS), as well as, new API-level functions in the form of Security Plugins. The types described in sub clause 7.2 are used in these extensions.

7.2.1 Property_t

Section 9.3.2 of the DDS-RTPS specification defines `Property_t` as a data type that holds a pair of strings. One string is considered the property “name” and the other is the property “value” associated with that name.

The DDS Security specification extends the DDS-RTPS definition of `Property_t` to contain the additional boolean attribute “propagate” used to indicate whether a property is intended for local use only or should be propagated by DDS discovery.

The DDS-Security specification uses `Property_t` sequences as a generic data type to configure the security plugins, pass metadata and provide an extensible mechanism for vendors to configure the behavior of their plugins without breaking portability or interoperability.

`Property_t` objects with names that start with the prefix “`dds.sec.`” are reserved by this specification, including future versions of this specification. Plugin implementers can also use this mechanism to pass metadata and configure the behavior of their plugins. In order to avoid collisions with the value of the “name” attribute, implementers shall use property names that start with a prefix to an ICANN domain name they own, in reverse order. For example, the prefix would be “`com.acme.`” for plugins developed by a hypothetical vendor that owns the domain “`acme.com`”.

The names and interpretation of the expected properties shall be specified by each plugin implementation.

Table 1 – Property_t class

Property_t	
Attributes	
name	String
value	String
propagate	Boolean

7.2.1.1 IDL Representation for Property_t

The `Property_t` type may be used for information exchange over the network. When a `Property_t` is sent over the network it shall be serialized using Extended CDR format according to the Extended IDL representation [3] below.

IDSSEC11-85 Additional typos/inconsistencies

```
@extensibility(APPENDABLE)
struct Property_t {
    string name;
    string value;
    @non-serialized boolean propagate;
};
typedef sequence< Property_t > PropertySeq;
```

Deleted: @Extensibility
(EXTENSIBLE_EXTENSIBILITY)

7.2.2 BinaryProperty_t

BinaryProperty_t is a data type that holds a string and an octet sequence. The string is considered the property “name” and the octet sequence the property “value” associated with that name. Sequences of BinaryProperty_t are used as a generic data type to configure the plugins, pass metadata and provide an extensible mechanism for vendors to configure the behavior of their plugins without breaking portability or interoperability.

BinaryProperty_t also contains the boolean attribute “propagate”. Similar to Property_t this attribute is used to indicate whether the corresponding binary property is intended for local use only or shall be propagated by DDS discovery.

BinaryProperty_t objects with a “name” attribute that start with the prefix “dds.sec.” are reserved by this specification, including future versions of this specification.

Plugin implementers may use this mechanism to pass metadata and configure the behavior of their plugins. In order to avoid collisions with the value of the “name”, attribute implementers shall use property names that start with a prefix to an ICANN domain name they own, in reverse order. For example, the prefix would be “com.acme.” for plugins developed by a hypothetical vendor that owns the domain “acme.com”.

The valid values of the “name” attribute and the interpretation of the associated “value” shall be specified by each plugin implementation.

Table 2 – BinaryProperty_t class

BinaryProperty_t	
Attributes	
name	String
value	OctetSeq
propagate	Boolean

7.2.2.1 IDL Representation for BinaryProperty_t

The BinaryProperty_t type may be used for information exchange over the network. When a BinaryProperty_t is sent over the network, it shall be serialized using Extended CDR format according to the Extended IDL representation [3] below.

DDSSEC11-85 Additional typos/inconsistencies

```
@extensibility (APPENDABLE)
struct BinaryProperty_t {
    string name;
    OctetSeq value;
    @non-serialized boolean propagate;
};
typedef sequence< BinaryProperty_t > BinaryPropertySeq;
```

Deleted: @Extensibility
(EXTENSIBLE_EXTENSIBILITY)

7.2.3 DataHolder

DataHolder is a data type used to hold generic data. It contains various attributes used to store data of different types and formats. DataHolder appears as a building block for other types, such as Token and GenericMessageData.

Table 3 – DataHolder class

DataHolder	
Attributes	
class_id	String
properties	PropertySeq
binary_properties	BinaryPropertySeq

7.2.3.1 IDL representation for DataHolder

The DataHolder type may be used for information exchange over the network. When a DataHolder is sent over the network, it shall be serialized using Extended CDR format according to the Extended IDL representation [3] below.

IDSSEC11-85 Additional typos/inconsistencies

@extensibility (APPENDABLE)

```
struct DataHolder {
    string          class_id;
    PropertySeq    properties;
    BinaryPropertySeq binary_properties;
};

typedef sequence<DataHolder> DataHolderSeq;
```

Deleted: @Extensibility
(EXTENSIBLE_EXTENSIBILITY)

7.2.4 Token

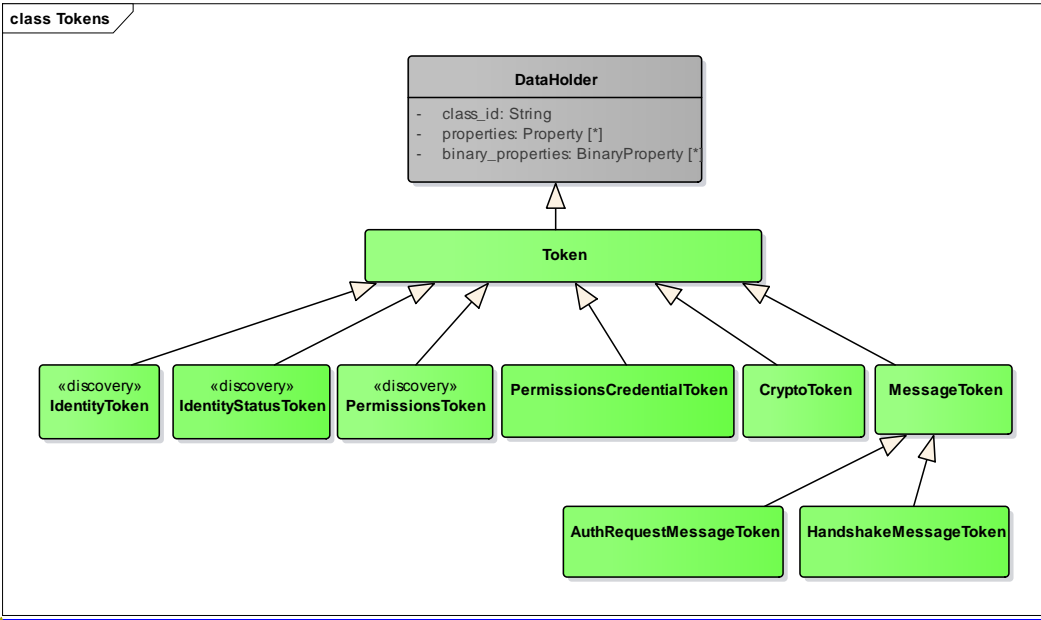
The Token class provides a generic mechanism to pass information between security plugins using DDS as the transport. Token objects are meant for transmission over the network using DDS either embedded within the builtin topics sent via DDS discovery or via special DDS Topic entities defined in this specification.

The Token class is structurally identical to the DataHolder class and therefore has the same structure for all plugin implementations. However, the contents and interpretation of the Token objects shall be specified by each plugin implementation.

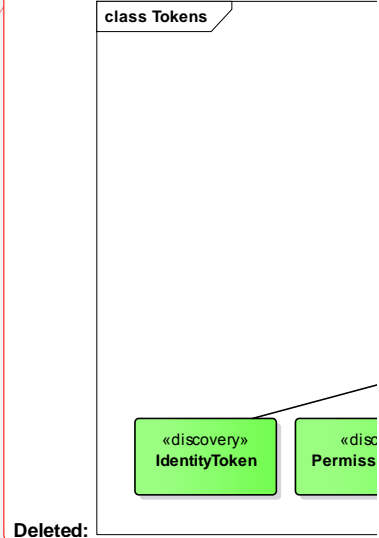
There are multiple specializations of the Token class. They all share the same format, but are used for different purposes. This is modeled by defining specialized classes.

IDSSEC11-82 OCSF stapling to enhance certificate status checking during handshake

Formatted: Font: (Default) Times New Roman, 12 pt, Not Bold



Deleted:



Deleted:

Deleted: Token

Figure 3 – Token Model

7.2.4.1 Attribute: class_id

When used as a Token class, the *class_id* attribute in the DataHolder identifies the kind of Token. Strings with the prefix “dds.sec.” are reserved for this specification, including future versions of the specification. Implementers of this specification can use this attribute to identify non-standard tokens. In order to avoid collisions, the *class_id* they use shall start with a prefix to an ICANN domain name they own, using the same rules specified in 7.2.1 for property names.

7.2.4.2 IDL Representation for Token and Specialized Classes

The Token class is used to hold information exchanged over the network. When a Token is sent over the network, it shall be serialized using Extended CDR format according to the Extended IDL representation below:

[\[DDSSEC11-82 OCSF stapling to enhance certificate status checking during handshake\]](#)

[\[DDSSEC11-43 Non Recoverable Communication After Asymmetric Liveliness Loss\]](#)

```
typedef DataHolder Token;

typedef Token MessageToken;
typedef MessageToken AuthRequestMessageToken;
typedef MessageToken HandshakeMessageToken;

typedef Token IdentityToken;
typedef Token IdentityStatusToken;
typedef Token PermissionsToken;
typedef Token AuthenticatedPeerCredentialToken;
```

```

typedef Token PermissionsCredentialToken;

typedef Token CryptoToken;
typedef Token ParticipantCryptoToken;
typedef Token DatawriterCryptoToken;
typedef Token DatareaderCryptoToken;

typedef sequence<HandshakeMessageToken> HandshakeMessageTokenSeq;
typedef sequence<CryptoToken> CryptoTokenSeq;
typedef CryptoTokenSeq ParticipantCryptoTokenSeq;
typedef CryptoTokenSeq DatawriterCryptoTokenSeq;
typedef CryptoTokenSeq DatareaderCryptoTokenSeq;

```

[IDDSSEC11-43 Non Recoverable Communication After Asymmetric Liveliness Loss](#)

[7.2.4.3 TokenNIL](#)

[This name refers to the Token object having class id set to the empty string, and both properties and binary properties sequences set to the empty sequence.](#)

[The TokenNIL object is used to indicate the absence of a Token.](#)

7.2.5 PropertyQosPolicy, DomainParticipantQos, DataWriterQos, and DataReaderQos

This specification [also](#) introduces an additional Qos policy called PropertyQosPolicy, which is defined by the following extended IDL:

[IDDSSEC11-85 Additional typos/inconsistencies](#)

```

@extensibility (APPENDABLE)
struct PropertyQosPolicy {
    PropertySeq      value;
    BinaryPropertySeq binary_value;
};

```

The PropertyQosPolicy applies to the following DDS entities: DomainParticipant, DataWriter, and DataReader. To allow configuration of this policy from the DDS API the DDS Security specification extends the definitions of the DDS defined types DomainParticipantQos, DataWriterQos, and DataReaderQos with the additional member “property” of type PropertyQosPolicy as indicated in the extended IDL snippets below.

[IDDSSEC11-34 - Add Missing parameters to check local \(datawriter/datareader\) match APIs](#)

[This specification also introduces a Qos policy called DataTagQosPolicy, defined by the following IDL:](#)

[IDDSSEC11-85 Additional typos/inconsistencies](#)

```

@extensibility (APPENDABLE)
struct Tag {
    string name;
    string value;
};

```

Deleted: @Extensibility
(EXTENSIBLE_EXTENSIBILITY)

Deleted: @Extensibility
(EXTENSIBLE_EXTENSIBILITY)

```

};

typedef sequence<Tag> TagSeq;

@extensibility(APPENDABLE)
struct DataTags {
    TagSeq tags;
};

typedef DataTags DataTagQosPolicy;

@extensibility(MUTABLE)
struct DomainParticipantQos {
    // Existing policies from the DDS specification
    PropertyQosPolicy property;
};

```

Deleted: @Extensibility
(EXTENSIBLE_EXTENSIBILITY)

Deleted: @Extensibility
(MUTABLE_EXTENSIBILITY)

DDSSEC11-34 - Add Missing parameters to check local (datawriter/datareader) match APIs

DDSSEC11-85 Additional typos/inconsistencies

```

@extensibility(MUTABLE)
struct DataWriterQos {
    // Existing policies from the DDS specification
    PropertyQosPolicy property;
    DataTagQosPolicy data tags;
};

```

Deleted: @Extensibility
(MUTABLE_EXTENSIBILITY)

```

@extensibility(MUTABLE)
struct DataReaderQos {
    // Existing policies from the DDS specification
    PropertyQosPolicy property;
    DataTagQosPolicy data tags;
};

```

Deleted: @Extensibility
(MUTABLE_EXTENSIBILITY)

The PropertyQosPolicy shall be propagated via DDS discovery so it appears in the ParticipantBuiltinTopicData, PublicationBuiltinTopicData, and SubscriptionBuiltinTopicData (see 7.4.1.3, [7.4.1.7](#), and [7.4.1.8](#)). This is used by the plugins to check configuration compatibility. Not all name/value pairs within the underlying PropertySeq and BinaryPropertySeq are propagated. Specifically only the ones with propagate=TRUE are propagated via DDS discovery and shall appear in the ParticipantBuiltinTopicData, PublicationBuiltinTopicData, and SubscriptionBuiltinTopicData.

7.2.6 ParticipantGenericMessage

This specification introduces additional builtin DataWriter and DataReader entities used to send generic messages between the participants. To support these entities, this specification uses a general-purpose data type called ParticipantGenericMessage, which is defined by the following extended IDL:

DDSSEC11-88 Replace use of BuiltinTopicKey t with GUID t ...


```
typedef octet[16] GUID_t;
```

Deleted: BuiltinTopicKey_t

DDSSEC11-85 Additional typos/inconsistencies

@extensibility (APPENDABLE)

```
struct MessageIdentity {  
    GUID_t source_guid;  
    long long sequence_number;  
};
```

Deleted: @Extensibility
(EXTENSIBLE_EXTENSIBILITY)

Deleted: BuiltinTopicKey_t

```
typedef string<> GenericMessageClassId;
```

@extensibility (APPENDABLE)

```
struct ParticipantGenericMessage {  
    /* target for the request. Can be GUID_UNKNOWN */  
    MessageIdentity message_identity;  
    MessageIdentity related_message_identity;  
    GUID_t destination participant guid;  
    GUID_t destination endpoint guid;  
    GUID_t source endpoint guid;  
    GenericMessageClassId message_class_id;  
    DataHolderSeq message_data;  
};
```

Deleted: @Extensibility
(EXTENSIBLE_EXTENSIBILITY)

Deleted: BuiltinTopicKey_t

Deleted: destination_participant_key

Deleted: BuiltinTopicKey_t

Deleted: destination_endpoint_key

Deleted: BuiltinTopicKey_t

Deleted: source_endpoint_key

The type GUID_t refers to the type defined in the DDS-RTPS specification [2]. See clause 7.3.3 for additional details on the GUID_t.

DDSSEC11-137 Missing Mechanism for Detecting Incompatibilities in ParticipantSecurityA...

7.2.7 ParticipantSecurityInfo

This specification introduces a new set of participant security attributes, described in Section 8.4.2.4.

In order to communicate, two participants need to have a compatible configuration for participant security attributes. To support making matching decisions upon discovering a remote participant, this specification defines a new parameter ID for *ParticipantBuiltinTopicData* topic, PID_PARTICIPANT_SECURITY_INFO (see Section 7.4.1.4). The type for that Parameter IDs is defined by the following extended IDL:

```
typedef unsigned long ParticipantSecurityAttributesMask;
```

```
typedef unsigned long PluginParticipantSecurityAttributesMask;
```

@extensibility (APPENDABLE)

```
struct ParticipantSecurityInfo {  
    ParticipantSecurityAttributesMask participant security attributes;  
    PluginParticipantSecurityAttributesMask plugin participant security attributes;  
};  
  
#define PARTICIPANT_SECURITY_ATTRIBUTES_FLAG_IS_VALID (0x1 << 31)
```

The default value for the info `ParticipantSecurityInfo` sets both masks to zero:

```
#define PARTICIPANT_SECURITY_ATTRIBUTES_INFO_DEFAULT {0, 0}
```

A compatible configuration is defined as having the same value for all of the attributes in the `ParticipantSecurityInfo`, except that when comparing two masks the most significant bit is interpreted in a special manner as described below.

The most-significant bit of `PluginParticipantSecurityAttributesMask` and `ParticipantSecurityAttributesMask` is called the *is valid* bit and specifies whether the rest of the mask is valid. If the *is valid* is set to zero on either of the masks, the comparison between the local and remote setting for the `ParticipantSecurityInfo` shall ignore the attribute. This allows new implementations to be backwards compatible with old implementations by either not sending the `ParticipantSecurityInfo` (the default value of zero has *is valid*=0) or sending it with *is valid*.

The value of the *plugin participant security attributes* shall be defined the security plugin implementation, and are opaque to the DDS middleware (other than the *is valid* bit). They allow the middleware to make matching decisions using the `PluginParticipantSecurityAttributesMask` without interpreting it. The definition for the builtin plugins is detailed in clause 9.4.2.3.

Deleted: bit set to zero in one or both attributes

IDSSEC11-38 Clarify whether governance settings for a DataWriter and a DataReader ...

IDSSEC11-106 Should differences in EndpointSecurityAttributesMask prevent matching?

7.2.8 EndpointSecurityInfo

IDSSEC11-106 Should differences in EndpointSecurityAttributesMask prevent matching?

This specification defines a plugin-independent endpoint security attributes, described in clause 8.4.2.7. Additionally, plugin implementations can also have their own plugin-specific attributes, see clause 9.4.2.5.

In order to communicate, two endpoints need to have a compatible configuration for endpoint security attributes.

To support making matching decisions upon discovering a remote endpoint, this specification defines a new parameter ID for *PublicationBuiltinTopicData* and *SubscriptionBuiltinTopicData* topics, `PID_ENDPOINT_SECURITY_INFO` (see Section 7.4.1.5). The type for that Parameter IDs is defined by the following extended IDL:

Deleted: AttributesMask

Deleted: introduces

Deleted: new set of

Deleted:

Deleted: Section

Deleted: 8.4.2.5

Deleted: .

Deleted: A compatible configuration means the endpoint security attributes are the same for both the local and remote endpoints.

Deleted: ATTRIBUTES_MASK

IDSSEC11-85 Additional typos/inconsistencies

```
typedef unsigned long EndpointSecurityAttributesMask;  
typedef unsigned long PluginEndpointSecurityAttributesMask;
```

```
@extensibility (APPENDABLE)  
struct EndpointSecurityInfo {  
    EndpointSecurityAttributesMask endpoint_security_attributes;  
    PluginEndpointSecurityAttributesMask plugin_endpoint_security_attributes;  
};
```

Deleted: @Extensibility (EXTENSIBLE_EXTENSIBILITY)

```
#define ENDPOINT_SECURITY_ATTRIBUTES_FLAG_IS_VALID (0x1 << 31)
```

The default value for the `EndpointSecurityInfo` is both attributes set to the value zero.

```
#define ENDPOINT_SECURITY_ATTRIBUTES_INFO_DEFAULT {0, 0}
```

A compatible configuration is defined as having the same value for all of the attributes in the `EndpointSecurityInfo`, except that when comparing two masks the most significant bit is interpreted in a special manner as described below.

The most-significant bit of `PluginEndpointSecurityAttributesMask` and `EndpointSecurityAttributesMask` is called the *is valid* bit and specifies whether the rest of the mask is valid. If the *is valid* is set to zero on either of the masks, the comparison between the local and remote setting for the `EndpointSecurityInfo` shall ignore the attribute. This allows new implementations to be backwards compatible with old implementations by either not sending the `EndpointSecurityInfo` (the default value of zero has *is valid*=0) or sending it with *is valid* bit set to zero in one or both attributes.

The value of the *plugin endpoint security attributes* shall be defined by the security plugin implementation, and is opaque to the DDS middleware (other than the *is valid* bit). It allows the middleware to make matching decisions using the `PluginEndpointSecurityAttributesMask` without interpreting it. The definition for the builtin plugins is detailed in clause 9.4.2.5.

DDSSEC11-24 Rename NOT_ALLOWED_BY_SEC with NOT_ALLOWED_BY_SECURITY ...]

7.2.9 Additional DDS Return Code: **NOT_ALLOWED_BY_SECURITY**

The DDS specification defines a set of return codes that may be returned by the operations on the DDS API (see sub clause 7.1.1 of the DDS specification).

The DDS Security specification add an additional return code **NOT_ALLOWED_BY_SECURITY**, which shall be returned by any operation on the DDS API that fails because the security plugins do not allow it.

7.3 Securing DDS Messages on the Wire

OMG DDS uses the Real-Time Publish-Subscribe (RTPS) on-the-wire protocol [2] for communicating data. The RTPS protocol includes specifications on how discovery is performed, the metadata sent during discovery, and all the protocol messages and handshakes required to ensure reliability. RTPS also specifies how messages are put together.

7.3.1 RTPS Background (Non-Normative)

In a secure system where efficiency and message latency are also considerations, it is necessary to define exactly what needs to be secured. Some applications may require only the data payload to be confidential and it is acceptable for the discovery information, as well as, the reliability meta-traffic (HEARTBEATs, ACKs, NACKs, etc.) to be visible, as long as it is protected from modification. Other applications may also want to keep the metadata (sequence numbers, in-line QoS) and/or the reliability traffic (ACKs, NACKs, HEARTBEATs) confidential. In some cases, the discovery information (who is publishing what and its QoS) may need to be kept confidential as well.

Deleted: The default value for this mask is:
#define
ENDPOINT_SECURITY_ATTRIBUTES_M
ASK_DEFAULT 0
The mapping of the `EndpointSecurityAttributes` to `EndpointSecurityAttributesMask` is as follows:
DDSSEC11-38 Clarify whether governance settings for a DataWriter and a DataReader ...]
DDSSEC11-16 AccessControl behavior does not show
check_local_datawriter/reader ...]
Table 4 – Mapping of EndpointSecurityAttributes to EndpointSecurityAttributesMask
Builtin Endpoint

Deleted: are

Deleted: They allow

Deleted: The bit *is valid* allows for determining if the local endpoint has received the mask for the matched remote endpoint. If the local endpoint has not received `EndpointSecurityAttributesMask` as part of endpoint discovery, *is valid* is assumed to be false, and the local endpoint should assume the remote `EndpointSecurityAttributes` are the same as the local ones. This allows new implementations to be backwards compatible with old implementations not sending the `EndpointSecurityAttributesMask`.

To help clarify these requirements, sub clause 7.3.1 explains the structure of the RTPS Message and the different Submessages it may contain.

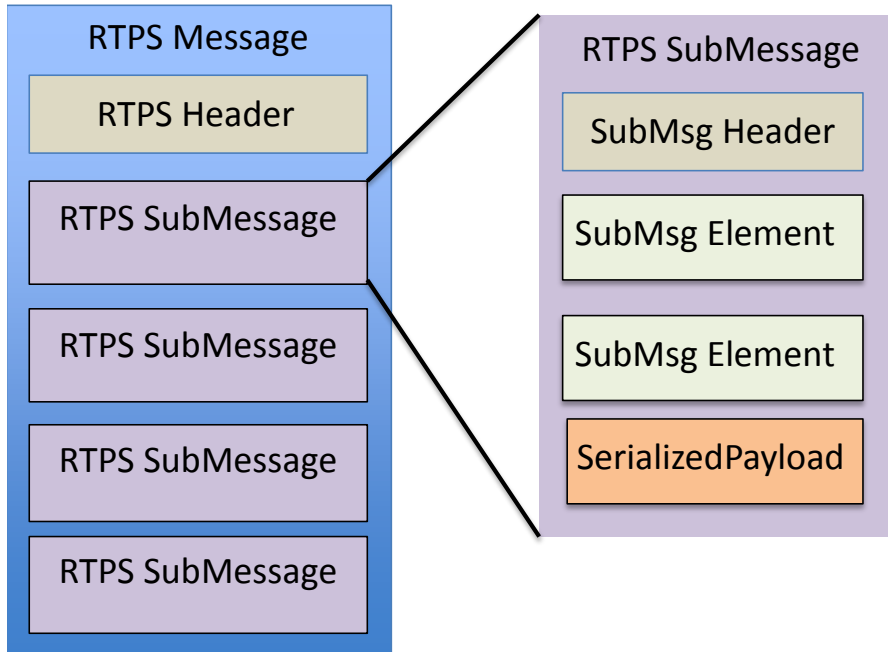


Figure 4 – RTPS message structure

An RTPS Message is composed of a leading RTPS Header followed by a variable number of RTPS Submessages. Each RTPS Submessage is composed of a SubmessageHeader followed by a variable number of SubmessageElements. There are various kinds of SubmessageElements to communicate things like sequence numbers, unique identifiers for DataReader and DataWriter entities, SerializedKeys or KeyHash of the application data, source timestamps, QoS, etc. There is one kind of SubmessageElement called SerializedPayload that is used to carry the data sent by DDS applications.

For the purposes of securing communications we distinguish three types of RTPS Submessages:

1. **DataWriter Submessages.** These are the RTPS submessages sent by a DataWriter to one or more DataReader entities. These include the Data, DataFrag, Gap, Heartbeat, and HeartbeatFrag submessages.
2. **DataReader Submessages.** These are the RTPS submessages sent by a DataReader to one or more DataWriter entities. These include the AckNack and NackFrag submessages.
3. **Interpreter Submessages.** These are the RTPS submessages that are destined to the Message Interpreter and affect the interpretation of subsequent submessages. These include all the “Info” messages.

The only RTPS submessages that contain application data are the Data and DataFrag. The application data is contained within the SerializedPayload submessage element. In addition to

the `SerializedPayload` these submessages contain sequence numbers, inline QoS, the Key Hash, identifiers of the originating `DataWriter` and destination `DataReader`, etc.

The `Data`, and `DataFrag` submessages contain a `ParameterList` submessage element called *inlineQos* (see section 8.3.7 of the DDS-RTPS specification version 2.2). The *inlineQos* holds metadata associated with the submessage. It is encoded as a `ParameterList` (see section 9.4.2.11 of the DDS-RTPS specification version 2.2). `ParameterList` is a list of {parameterId, length, value} tuples terminated by a sentinel. One of these parameters is the `KeyHash`.

The `KeyHash` parameter may only appear in the `Data` and `DataFrag` submessages. Depending on the data type associated with the `DataWriter` that wrote the data, the `KeyHash` parameter contains either:

- A serialized representation of the values of all the attributes declared as ‘key’ attributes in the associated data type, or
- An MD5 hash computed over the aforementioned serialized key attributes.

Different RTPS Submessage within the same RTPS Message may originate on different `DataWriter` or `DataReader` entities within the `DomainParticipant` that sent the RTPS message.

It is also possible for a single RTPS Message to combine submessages that originated on different DDS `DomainParticipant` entities. This is done by preceding the set of RTPS Submessages that originate from a common `DomainParticipant` with an `InfoSource` RTPS submessage.

[IDDSSEC11-93 Revise version of RTPS and provide rules for plugin versions](#)

[The RTPS header contains the version of the RTPS protocol composed of a Major Version and Minor Version numbers.](#)

[As specified in clause 8.6.1 of the DDS-RTPS specification, changes to the RTPS protocol that do not break interoperability should increase the Minor Version number. These changes include additional submessages, additional builtin-endpoints, and additional parameterIds. The DDS Security specification makes these kinds of changes to the RTPS protocol and therefore must increase the RTPS minor version number.](#)

7.3.2 Secure RTPS Messages

Sub clause 7.1.1 identified the threats addressed by the DDS Security specification. To protect against the “Unauthorized Subscription” threat it is necessary to use encryption to protect the sensitive parts of the RTPS message.

Depending on the application requirements, it may be that the only thing that should be kept confidential is the content of the application data; that is, the information contained in the `SerializedPayload` RTPS submessage element. However, other applications may also consider the information in other RTPS `SubmessageElements` (e.g., sequence numbers, `KeyHash`, and unique writer/reader identifiers) to be confidential. So the entire `Data` (or `DataFrag`) submessage may need to be encrypted. Similarly, certain applications may consider other submessages such as `Gap`, `AckNack`, `Heartbeat`, `HeartbeatFrag`, etc. also to be confidential.

For example, a `Gap` RTPS Submessage instructs a `DataReader` that a range of sequence numbers is no longer relevant. If an attacker can modify or forge a `Gap` message from a `DataWriter`, it can trick the `DataReader` into ignoring the data that the `DataWriter` is sending.

To protect against “Unauthorized Publication” and “Tampering and Replay” threats, messages must be signed using secure hashes or digital signatures. Depending on the application, it may be sufficient to sign only the application data (`SerializedPayload` submessage element), the whole Submessage, and/or the whole RTPS Message.

To support different deployment scenarios, this specification uses a “message transformation” mechanism that gives the Security Plugin Implementations fine-grain control over which parts of the RTPS Message need to be encrypted and/or signed.

The Message Transformation performed by the Security Plugins transforms an RTPS Message into another RTPS Message. A new RTPS Header may be added and the content of the original RTPS Message may be encrypted, protected by a Secure Message Authentication Code (MAC), and/or signed. The MAC and/or signature can also include the RTPS Header to protect its integrity.

[IDDSSEC11-88 Replace use of BuiltinTopicKey_t with GUID_t ...](#)

7.3.3 Constraints of the DomainParticipant [GUID_t](#) (GUID)

[IDDSSEC11-88 Replace use of BuiltinTopicKey_t with GUID_t ...](#)

The DDS-RTPS specification [2] states that DDS DomainParticipant entities are identified by a unique 16-byte GUID with type `GUID_t`. In this DDS-Security specification the type `GUID_t` refers to the same type defined in clauses 8.4.2.1 and 9.3.1 of the DDS-RTPS specification [2].

[// From DDS-RTPS \[2\] clauses 8.4.2.1 and 9.3.1](#)

```
typedef octet GuidPrefix t[12];  
struct EntityId t {  
    octet entityKey[3];  
    octet entityKind;  
};  
struct GUID t {  
    GuidPrefix t prefix;  
    EntityId t entityId;  
};
```

[This DomainParticipant GUID is communicated as part of DDS Discovery in the SPDPdiscoveredParticipantData \(see DDS-RTPS specification \[2\] clauses 8.5.3.2 and 9.3.1.3\).](#)

Allowing a DomainParticipant to select its GUID arbitrarily would allow hostile applications to perform a “squatter” attack, whereby a DomainParticipant with a valid certificate could announce itself into the DDS Domain with the GUID of some other DomainParticipant. Once authenticated the “squatter” DomainParticipant would preclude the real DomainParticipant from being discovered, because its GUID would be detected as a duplicate of the already existing one.

Deleted: `BuiltinTopicKey_t`

Deleted: and the DDS Interoperability Wire Protocol

Deleted: `s`

Deleted: `.`

Deleted: This DomainParticipant GUID is communicated as part of DDS Discovery in the `ParticipantBuiltinTopicData` in the attribute `participant_key` of type `BuiltinTopicKey_t` defined as:

```
typedef octet  
BuiltinTopicKey\_t[16];
```

To prevent the aforementioned “squatter” attack, this specification constrains the GUID that can be chosen by a `DomainParticipant`, so that it is tied to the Identity of the `DomainParticipant`. This is enforced by the `Authentication` plugin.

7.3.4 Mandatory use of the KeyHash for encrypted messages

The `RTPS Data` and `DataFrag` submessages can optionally contain the `KeyHash` as an inline `Qos` (see sub clause 9.6.3.3, titled “`KeyHash (PID_KEY_HASH)`”) of the DDS-RTPS specification version 2.3. In this sub clause it is specified that when present, the key hash shall be computed either as the serialized key or as an MD5 on the serialized key.

The key values are logically part of the data and therefore in situations where the data is considered sensitive the key should also be considered sensitive.

For this reason the DDS Security specification imposes additional constraints in the use of the key hash. These constraints apply only to the `Data` or `DataFrag` `RTPS SubMessages` where the `SerializedPayload SubmessageElement` is encrypted by the operation `encode_serialized_payload` of the `CryptoTransform` plugin:

- (1) The `KeyHash` shall be included in the `Inline Qos`.
- (2) The `KeyHash` shall be computed as the 128 bit MD5 Digest (IETF RFC 1321) applied to the CDR Big- Endian encapsulation of all the `Key` fields in sequence. Unlike the rule stated in sub clause 9.6.3.3 of the DDS specification, the MD5 hash shall be used regardless of the maximum-size of the serialized key.

These rules accomplish two objectives:

- (1) Avoid leaking the value of the key fields in situations where the data is considered sensitive and therefore appears encrypted within the `Data` or `DataFrag` submessages.
- (2) Enable the operation of infrastructure services without needed to leak to them the value of the key fields (see 7.1.1.4).

Note that the use of the MD5 hashing function for these purposes does not introduce significant vulnerabilities. While MD5 is considered broken as far as resistance to collisions (being able to find two inputs that result in an identical unspecified hash) there are still no known practical preimage attacks on MD5 (being able to find the input that resulted on a given hash).

7.3.5 Immutability of Publisher Partition Qos in combination with non-volatile Durability kind

The DDS specification allows the `PartitionQos` policy of a `Publisher` to be changed after the `Publisher` has been enabled. See sub clause 7.1.3 titled “Supported QoS” of the DDS 1.2 specification.

The DDS Security specification restricts this situation.

The DDS implementation shall not allow a `Publisher` to change `PartitionQos` policy after the `Publisher` has been enabled if it contains any `DataWriter` that meets the following two criteria:

- (1) The `DataWriter` either encrypts the `SerializedPayload` submessage element or encrypts the `Data` or `DataFrag` submessage elements.
- (2) The `DataWriter` has the `DurabilityQos` policy kind set to something other than `VOLATILE`.

This rule prevents data that was published while the `DataWriter` had associated a set of `Partitions` from being sent to `DataReaders` that were not matching before the `Partition` change and match after the `Partition` is changed.

7.3.6 Platform Independent Description

IDSSEC11-93 Revise version of RTPS and provide rules for plugin versions

7.3.6.1 Change to the RTPS minor version number

Implementations of this specification shall set the RTPS protocol version number present in the RTPS Header. The RTPS Major version number shall be set to 2 and the RTPS Minor version number shall be set to 3. Future revisions of the DDS-RTPS specification shall take this fact into consideration.

Deleted: into consideration

7.3.6.2 RTPS Secure Submessage Elements

This specification introduces new RTPS `SubmessageElements` that may appear inside RTPS `Submessages`.

7.3.6.2.1 `CryptoTransformIdentifier`

The `CryptoTransformIdentifier` submessage element identifies the kind of cryptographic transformation that was performed in an RTPS `Submessage` or an RTPS `SubmessageElement` and also provides a unique identifier of the key material used for the cryptographic transformation.

The way in which attributes in the `CryptoTransformIdentifier` are set shall be specified for each Cryptographic plugin implementation. However, all Cryptographic plugin implementations shall be set in a way that allows the operations `preprocess_secure_submsg`, `decode_datareader_submessage`, `decode_datawriter_submessage`, and `decode_serialized_payload` to uniquely recognize the cryptographic material they shall use to decode the message, or recognize that they do not have the necessary key material.

IDSSEC11-7 Inconsistency in SubMessage and SubMessageElement naming ...

7.3.6.2.2 `CryptoContent`

The `CryptoContent` submessage element is used to wrap a `SerializedPayload`, an RTPS `Submessage`, or a complete RTPS `Message`. It is the result of applying one of the encoding transformations on the `CryptoTransform` plugin.

Deleted: `SecureDataBody`

Deleted: `SecureDataBody`

The specific format of this shall be defined by each Cryptographic plugin implementation.

IDSSEC11-7 Inconsistency in SubMessage and SubMessageElement naming ...

7.3.6.2.3 `CryptoHeader`

The `CryptoHeader` submessage element is used as prefix to wrap a `SerializedPayload`, an RTPS `Submessage`, or a complete RTPS `Message`. It is the result of applying one of the encoding transformations on the `CryptoTransform` plugin.

Deleted: `SecureDataHeader`

Deleted: `SecureDataHeader`

The `CryptoHeader` submessage element shall extend the `CryptoTransformIdentifier` element. Consequently, the leading bytes in the `CryptoHeader` shall encode the `CryptoTransformIdentifier`. Therefore, the `transformationKind` is guaranteed to be the first

Deleted: 1
T

Deleted: `SecureDataHeader`

element within the `CryptoHeader`. The specific format of this shall be defined by each Cryptographic plugin implementation.

IDSSEC11-7 Inconsistency in SubMessage and SubMessageElement naming ...

7.3.6.2.4 CryptoFooter

The `CryptoFooter` submessage element is used as postfix to wrap a `SerializedPayload`, an RTPS Submessage, or a complete RTPS Message. It is the result of applying one of the encoding transformations on the `CryptoTransform` plugin.

The specific format of this shall be defined by each Cryptographic plugin implementation.

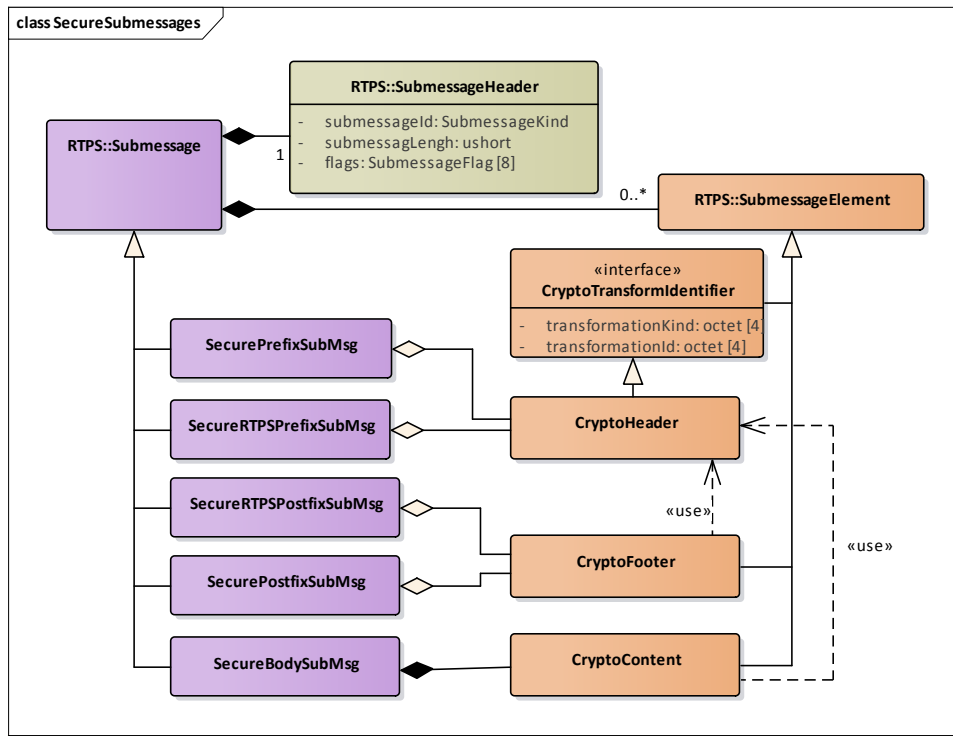
IDSSEC11-39 Use of Non-Existing Submessage SecureSubMsg and Flag ...

7.3.6.3 RTPS Submessage: SecureBodySubMsg

This specification introduces a new RTPS submessage: `SecureBodySubMsg`. The format of the `SecureBodySubMsg` complies with the RTPS SubMessage format mandated in the RTPS specification. It consists of the RTPS SubmessageHeader followed by a set of RTPS SubmessageElement elements.

Since the `SecureBodySubMsg` conforms to the general structure of RTPS submessages, it can appear inside a well-formed RTPS message.

IDSSEC11-7 Inconsistency in SubMessage and SubMessageElement naming ...

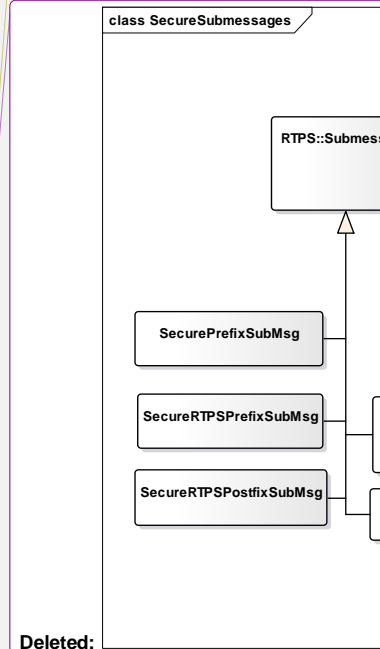


Deleted: SecureDataHeader

Deleted: SecureDataTag

Deleted: SecureDataTag

Formatted: Font: (Default) Times New Roman, 12 pt, Not Bold



Deleted:

Figure 5 – Secure Submessage and Secured Payload Model

7.3.6.3.1 Purpose

The SecureBodySubMsg submessage is used to wrap one or more regular RTPS submessages in such a way that their contents are secured via encryption, message authentication, and/or digital signatures.

7.3.6.3.2 Content

The elements that form the structure of the RTPS SecureBodySubMsg are described in the table below.

[[[DDSSEC11-7 Inconsistency in SubMessage and SubMessageElement naming ...]]]

Table 4 – SecureBodySubMsg class

Element	Type	Meaning
SEC_BODY	SubmessageKind	The presence of this field is common to RTPS submessages. It identifies the kind of submessage. The value indicates it is a SecureBodySubMsg
submessageLength	ushort	The presence of this field is common to RTPS submessages. It identifies the length of the submessage.
EndianessFlag	SubmessageFlag	Appears in the Submessage header flags. Indicates endianness.
crypto_content	CryptoContent	Contains the result of transforming the original message. Depending on the plugin implementation and configuration, it may contain encrypted content, message access codes, and/or digital signatures

Deleted: 44445

Formatted: Table caption, Don't keep with next, Don't keep lines together

Deleted: SUB_MSG

Deleted: sec_body

Deleted: SecureDataBody

7.3.6.3.3 Validity

The RTPS Submessage is invalid if the *submessageLength* in the Submessage header is too small.

7.3.6.3.4 Logical Interpretation

The SecureBodySubMsg provides a way to secure content inside a legal RTPS submessage.

A SecureBodySubMsg may wrap a single RTPS Submessage or a whole RTPS Message.

7.3.6.4 RTPS Submessage: SecurePrefixSubMsg

This specification introduces the RTPS submessage: `SecurePrefixSubMsg`. The format of the `SecurePrefixSubMsg` complies with the RTPS `SubMessage` format mandated in the RTPS specification. It consists of the RTPS `SubmessageHeader` followed by a set of RTPS `SubmessageElement` elements.

7.3.6.4.1 Purpose

The `SecurePrefixSubMsg` submessage is used as prefix to wrap an RTPS submessage in such a way that its contents are secured via encryption, message authentication, and/or digital signatures.

7.3.6.4.2 Content

The elements that form the structure of the RTPS `SecurePrefixSubMsg` are described in the table below.

DDSSEC11-7 Inconsistency in SubMessage and SubMessageElement naming ...

Table 5 – `SecurePrefixSubMsg` class

Element	Type	Meaning
SEC_PREFIX	SubmessageKind	The presence of this field is common to RTPS submessages. It identifies the kind of submessage. The value indicates it is a <code>SecurePrefixSubMsg</code>
submessageLength	ushort	The presence of this field is common to RTPS submessages. It identifies the length of the submessage.
EndiannessFlag	SubmessageFlag	Appears in the Submessage header flags. Indicates endianness.
transformation_id	CryptoTransformIdentifier	Identifies the kind of transformation performed on the RTPS Subsubmessage that follows it.
plugin_ <u>crypto</u> header_ <u>extra</u>	octet[]	Provides further information on the transformation performed. The contents are specific to the Plugin Implementation and the value of the <code>transformation_id</code>

Formatted: Table caption, Don't keep with next, Don't keep lines together
Deleted: 55556

Deleted: sec

7.3.6.4.3 Validity

The RTPS `Submessage` is invalid if the *submessageLength* in the Submessage header is too small.

7.3.6.4.4 Logical Interpretation

The `SecurePrefixSubMsg` provides a way to prefix secure content inside a legal RTPS submessage.

A `SecurePrefixSubMsg` shall be followed by a single RTPS Submessage which itself shall be followed by a `SecurePostfixSubMsg`.

DDSSEC11-85 Additional typos/inconsistencies

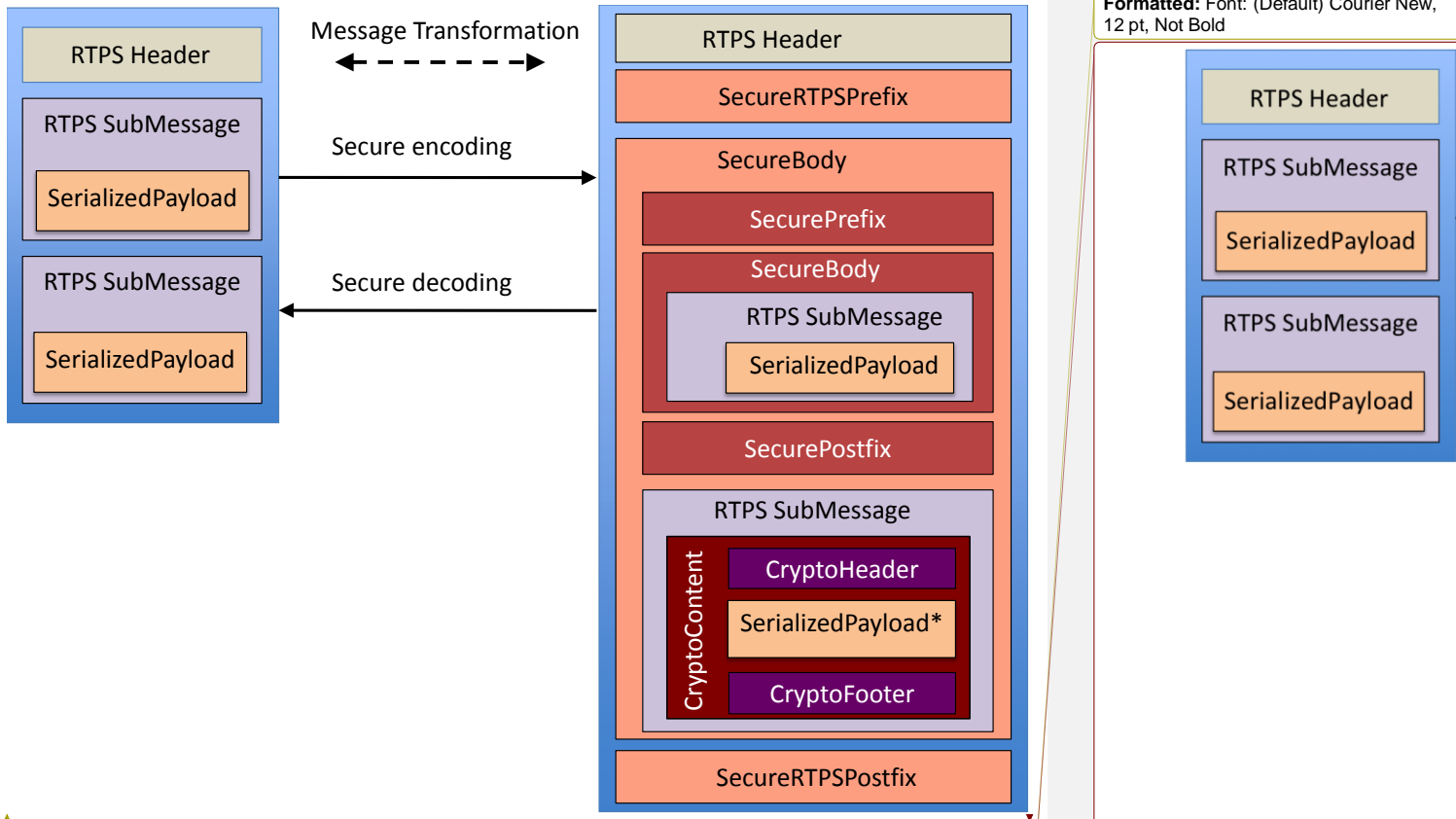


Figure 6 – RTPS message transformations

7.3.6.5 RTPS Submessage: SecurePostfixSubMsg

This specification introduces the RTPS submessage: `SecurePostfixSubMsg`. The format of the `SecurePostfixSubMsg` complies with the RTPS SubMessage format mandated in the RTPS specification. As such it consists of the RTPS SubmessageHeader followed by a set of RTPS SubmessageElement elements.

7.3.6.5.1 Purpose

The `SecurePostfixSubMsg` submessage is used to authenticate the RTPS Submessage that precedes it.

Formatted: Font: (Default) Courier New, 12 pt, Not Bold

Deleted:

Deleted: 666

Deleted: ¶

7.3.6.5.2 Content

The elements that form the structure of the RTPS `SecurePostfixSubMsg` are described in the table below.

DDSSSEC11-7 Inconsistency in SubMessage and SubMessageElement naming ...]

Table 6 – SecurePostfixSubMsg class

Element	Type	Meaning
SEC_POSTFIX	SubmessageKind	The presence of this field is common to RTPS submessages. It identifies the kind of submessage. The value indicates it is a <code>SecurePostfixSubMsg</code> .
submessageLength	ushort	The presence of this field is common to RTPS submessages. It identifies the length of the submessage.
EndianessFlag	SubmessageFlag	Appears in the Submessage header flags. Indicates endianness.
<u>crypto footer</u>	<u>CryptoFooter</u>	Provides information on the results of the transformation performed, typically a list of authentication tags. The contents are specific to the Plugin Implementation and the value of the <code>transformation_id</code> contained on the related <code>SecurePrefixSubMsg</code> .

Formatted: Table caption, Don't keep with next, Don't keep lines together

Deleted: 66667

Deleted: plugin_sec_tag

Deleted: octet[]

7.3.6.5.3 Validity

The RTPS `Submessage` is invalid if the *submessageLength* in the `Submessage` header is too small.

The RTPS `Submessage` is invalid if there is no `SecurePrefixSubMsg`. Immediately before the RTPS submessage that precedes the `SecurePostfixSubMsg`. This `SecurePrefixSubMsg` is referred to as the *related* the `SecurePrefixSubMsg`.

7.3.6.5.4 Logical Interpretation

The `SecurePostfixSubMsg` provides a way to authenticate the validity and origin of the RTPS `SubMessage` that precedes the `SecurePrefixSubMsg`. The Cryptographic transformation applied is identified in the *related* `SecurePrefixSubMsg`.

7.3.6.6 RTPS Submessage: SecureRTPSPrefixSubMsg

This specification introduces the RTPS submessage: `SecureRTPSPrefixSubMsg`. The format of the `SecurePrefixSubMsg` complies with the RTPS `SubMessage` format mandated in the RTPS specification. It consists of the RTPS `SubmessageHeader` followed by a set of RTPS `SubmessageElement` elements.

7.3.6.6.1 Purpose

The SecureRTPSPrefixSubMsg submessage is used as prefix to wrap a complete RTPS message in such a way that its contents are secured via encryption, message authentication, and/or digital signatures.

7.3.6.6.2 Content

The elements that form the structure of the RTPS SecureRTPSPrefixSubMsg are described in the table below.

DDSSEC11-7 Inconsistency in SubMessage and SubMessageElement naming ...]

Table 7.4 – SecureRTPSPrefixSubMsg class

Element	Type	Meaning
SRTPS_PREFIX	SubmessageKind	The presence of this field is common to RTPS submessages. It identifies the kind of submessage. The value indicates it is a SecureRTPSPrefixSubMsg.
submessageLength	ushort	The presence of this field is common to RTPS submessages. It identifies the length of the submessage.
EndianessFlag	SubmessageFlag	Appears in the Submessage header flags. Indicates endianness.
transformation_id	CryptoTransformIdentifier	Identifies the kind of transformation performed on the RTPS Subumessages that follow up to the SRTPS_POSTFIX submessage.
plugin_ <u>crypto_header_extra</u>	octet[]	Provides further information on the transformation performed. The contents are specific to the Plugin Implementation and the value of the transformation_id.

Formatted: Table caption, Don't keep with next, Don't keep lines together

Deleted: 77778

Deleted: sec

7.3.6.6.3 Validity

The RTPS Submessage is invalid if the *submessageLength* in the Submessage header is too small.

The SecureRTPSPrefixSubMsg shall immediately follow the RTPS Header.

7.3.6.6.4 Logical Interpretation

The SecureRTPSPrefixSubMsg provides a way to prefix a list of RTPS Submessages so that they can be secured.

A `SecureRTPSPrefixSubMsg` shall be followed by a list of RTPS Submessages which themselves shall be followed by a `SecureRTPSPostfixSubMsg`.

7.3.6.7 RTPS Submessage: `SecureRTPSPostfixSubMsg`

This specification introduces the RTPS submessage: `SecureRTPSPostfixSubMsg`. The format of the `SecureRTPSPostfixSubMsg` complies with the RTPS `SubMessage` format mandated in the RTPS specification. As such it consists of the RTPS `SubmessageHeader` followed by a set of RTPS `SubmessageElement` elements.

7.3.6.7.1 Purpose

The `SecureRTPSPostfixSubMsg` submessage is used to authenticate the RTPS Submessages that appear between the preceding `SecureRTPSPostfixSubMsg` and the `SecureRTPSPostfixSubMsg`.

7.3.6.7.2 Content

The elements that form the structure of the `SecureRTPSPostfixSubMsg` are described in the table below.

DDSSEC11-7 Inconsistency in SubMessage and SubMessageElement naming ...

Table 8 – `SecurePostfixSubMsg` class

Element	Type	Meaning
<code>SRTPS_POSTFIX</code>	<code>SubmessageKind</code>	The presence of this field is common to RTPS submessages. It identifies the kind of submessage. The value indicates it is a <code>SecureRTPSPostfixSubMsg</code> .
<code>submessageLength</code>	<code>ushort</code>	The presence of this field is common to RTPS submessages. It identifies the length of the submessage.
<code>EndianessFlag</code>	<code>SubmessageFlag</code>	Appears in the Submessage header flags. Indicates endianness.
<u><code>crypto footer</code></u>	<u><code>CryptoFooter</code></u>	Provides information on the results of the transformation performed, typically a list of authentication tags. The contents are specific to the Plugin Implementation and the value of the <code>transformation_id</code> contained on the related <code>SecureRTPSPrefixSubMsg</code> .

Formatted: Table caption, Don't keep with next, Don't keep lines together
Deleted: 88889

Deleted: plugin_sec_tag
Deleted: octet[]

7.3.6.7.3 Validity

The RTPS Submessage is invalid if the *submessageLength* in the Submessage header is too small.

The RTPS `SecureRTPSPostfixSubMsg` is invalid if there is no `SecureRTPSPrefixSubMsg` following the RTPS Header. This `SecureRTPSPrefixSubMsg` is referred to as the *related* `SecureRTPSPrefixSubMsg`.

7.3.6.7.4 Logical Interpretation

The `SecureRTPSPostfixSubMsg` provides a way to authenticate the validity and origin of the list of RTPS Submessages between the related `SecureRTPSPrefixSubMsg` and the `SecureRTPSPrefixSubMsg`. The Cryptographic transformation applied is identified in the *related* `SecureRTPSPrefixSubMsg`.

7.3.7 Mapping to UDP/IP PSM

The DDS-RTPS specification defines the RTPS protocol in terms of a platform-independent model (PIM) and then maps it to a UDP/IP transport PSM (see clause 9, “Platform Specific Model (PSM): UDP/IP” of the DDS-RTPS specification [2]).

Sub clause 7.3.7 does the same thing for the new RTPS submessage elements and submessages introduced by the DDS Security specification.

7.3.7.1 Mapping of the EntityIds for the Builtin DataWriters and DataReaders

Sub clause 7.4 defines a set of builtin Topics and corresponding DataWriter and DataReader entities that shall be present on all compliant implementations of the DDS Security specification. The corresponding EntityIds used when these endpoints are used on the UDP/IP PSM are given in the table below.

[\[DDSSEC11-12 - GUIDs for new builtin Topics do not comply with DDS-RTPS – Issue was processed as urgent issue and already included in 1.0 specification\]](#)

Table 9 – EntityId values for secure builtin data writers and data readers

Entity	EntityId_t name	EntityId_t value
<i>SEDPbuiltinPublicationsSecureWriter</i>	ENTITYID_SEDP_BUILTIN_PUBLICATIONS_SECURE_WRITER	{{ff, 00, 03}, c2}
<i>SEDPbuiltinPublicationsSecureReader</i>	ENTITYID_SEDP_BUILTIN_PUBLICATIONS_SECURE_READER	{{ff, 00, 03}, c7}
<i>SEDPbuiltinSubscriptionsSecureWriter</i>	ENTITYID_SEDP_BUILTIN_SUBSCRIPTIONS_SECURE_WRITER	{{ff, 00, 04}, c2}
<i>SEDPbuiltinSubscriptionsSecureReader</i>	ENTITYID_SEDP_BUILTIN_SUBSCRIPTIONS_SECURE_READER	{{ff, 00, 04}, c7}
<i>BuiltinParticipantMessageSecureWriter</i>	ENTITYID_P2P_BUILTIN_PARTICIPANT_MESSAGE_SECURE_WRITER	{{ff, 02, 00}, c2}
<i>BuiltinParticipantMessageSecureReader</i>	ENTITYID_P2P_BUILTIN_PARTICIPANT_MESSAGE_SECURE_READER	{{ff, 02, 00}, c7}
<i>BuiltinParticipantStatelessMessageWriter</i>	ENTITYID_P2P_BUILTIN_PARTICIPANT_STATELESS_WRITER	{{00, 02, 01}, c3}
<i>BuiltinParticipantStatelessMessageReader</i>	ENTITYID_P2P_BUILTIN_PARTICIPANT_STATELESS_READER	{{00, 02, 01}, c4}
<i>BuiltinParticipantVolatileMessageSecureWriter</i>	ENTITYID_P2P_BUILTIN_PARTICIPANT_VOLATILE_SECURE_WRITER	{{ff, 02, 02}, c3}
<i>BuiltinParticipantVolatileMessageSecureReader</i>	ENTITYID_P2P_BUILTIN_PARTICIPANT_VOLATILE_SECURE_READER	{{ff, 02, 02}, c4}
<i>SPDPbuiltinParticipantsSecureWriter</i>	<u>ENTITYID_SPDP_RELIABLE_BUILTIN_PARTICIPANT_SECURE_WRITER</u>	<u>{{ff, 01, 01}, c2}</u>
<i>SPDPbuiltinParticipantsSecureReader</i>	<u>ENTITYID_SPDP_RELIABLE_BUILTIN_PARTICIPANT_SECURE_READER</u>	<u>{{ff, 01, 01}, c7}</u>

Formatted: Table caption, Don't keep with next, Don't keep lines together

Deleted: 999910

7.3.7.2 Mapping of the CryptoTransformIdentifier Type

The UDP/IP PSM maps the `CryptoTransformIdentifier` to the following extended IDL structure:

IDSSEC11-85 Additional typos/inconsistencies

```
@extensibility(FINAL)
struct CryptoTransformIdentifier {
    octet transformation_kind[4];
```

Deleted: @Extensibility(FINAL_EXTENSIBILITY)

```

    octet transformation_key_id[4];
};

```

IDSSEC11-7 Inconsistency in SubMessage and SubMessageElement naming ...

7.3.7.3 Mapping of the CryptoHeader SubmessageElement

A CryptoHeader SubmessageElement contains the information that identifies a cryptographic transformation. The CryptoHeader shall start with the CryptoTransformIdentifier and be followed by a plugin-specific *plugin_crypto_header_extra* returned by the encoding transformation.

The UDP/IP PSM maps the CryptoHeader to the following extended IDL structure:

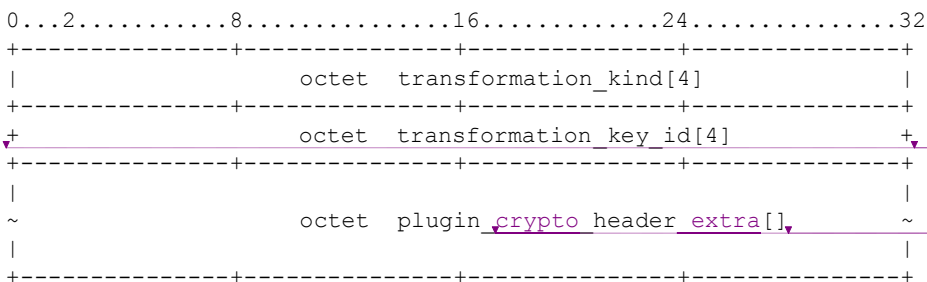
IDSSEC11-85 Additional typos/inconsistencies

```

@extensibility(APPENDABLE)
struct CryptoHeader : CryptoTransformIdentifier {
    // Extra plugin-specific information added below
    // CryptoHeader plugin crypto header extra;
};

```

The UDP/IP wire representation for the CryptoHeader shall be:



Deleted: SecureDataHeader

Deleted: SecureDataHeader

Deleted: SecuredDataHeader

Deleted: sec

Deleted: @Extensibility(EXTENSIBL E_EXTENSIBILITY)

Deleted: SecuredDataHeader

Deleted: |

Deleted: ¶

|

Deleted: sec

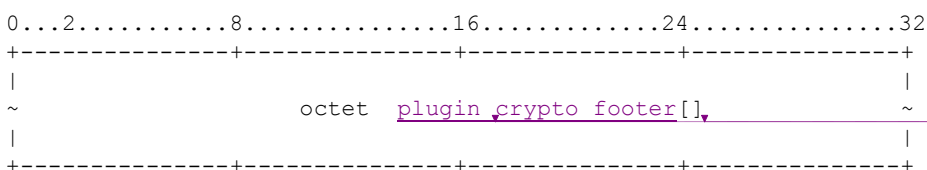
Deleted:

IDSSEC11-7 Inconsistency in SubMessage and SubMessageElement naming ...

7.3.7.4 Mapping of the CryptoFooter SubmessageElement

A CryptoFooter SubmessageElement contains the information that authenticates the result of a cryptographic transformation. The CryptoFooter contains a plugin-specific *plugin_crypto_footer* returned by the encoding transformation.

The UDP/IP wire representation for the CryptoFooter shall be:



Deleted: SecureDataTag

Deleted: SecureDataTag

Deleted: SecuredDataTag

Deleted: sec_tag

Deleted: SecureDataTag

Deleted: plugin_sec_tag

Deleted:

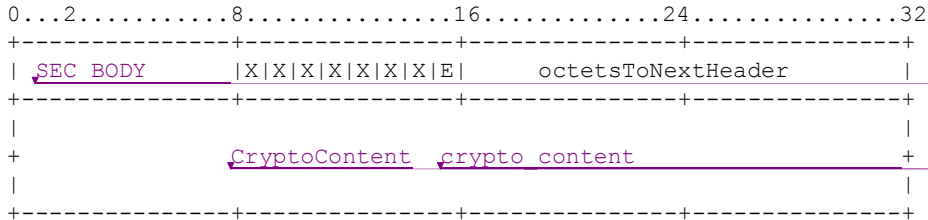
7.3.7.5 SecureBodySubMsg Submessage

7.3.7.5.1 Wire Representation

The UDP/IP wire representation for the SecureBodySubMsg shall be:

[\[DDSSEC11-39 Use of Non-Existing Submessage SecureSubMsg and Flag ...\]](#)

[\[DDSSEC11-7 Inconsistency in SubMessage and SubMessageElement naming ...\]](#)



Deleted: SecureSubMsgId

Deleted: SecuredPayload

Deleted: payload

7.3.7.5.2 Submessage Id

The SecureBodySubMsg shall have the *submessageId* set to the value 0x30.

7.3.7.5.3 Flags in the Submessage Header

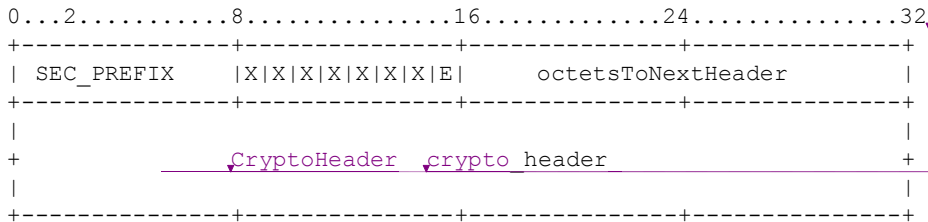
The SecureBodySubMsg only uses the EndiannessFlag.

7.3.7.6 SecurePrefixSubMsg Submessage

7.3.7.6.1 Wire Representation

The UDP/IP wire representation for the SecurePrefixSubMsg shall be:

[\[DDSSEC11-7 Inconsistency in SubMessage and SubMessageElement naming ...\]](#)



Deleted:

Deleted: SecureDataHeader

Deleted: sec_data

7.3.7.6.2 Submessage Id

The SecurePrefixSubMsg shall have the *submessageId* set to the value 0x31 and referred by the symbolic name SEC_PREFIX.

7.3.7.6.3 Flags in the Submessage Header

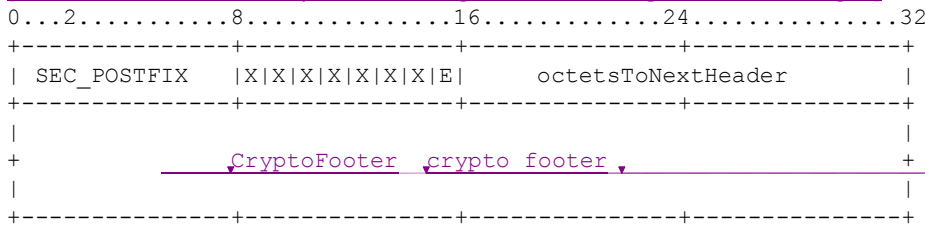
The SecurePrefixSubMsg only uses the EndiannessFlag.

7.3.7.7 SecurePostfixSubMsg Submessage

7.3.7.7.1 Wire Representation

The UDP/IP wire representation for the SecurePostfixSubMsg shall be:

DDSSEC11-7 Inconsistency in SubMessage and SubMessageElement naming ...



Deleted:

Deleted: SecureDataTag

Deleted: sec_data_tag

Deleted:

7.3.7.7.2 Submessage Id

The SecurePostfixSubMsg shall have the *submessageId* set to the value 0x32 and referred by the symbolic name SEC_POSTFIX.

7.3.7.7.3 Flags in the Submessage Header

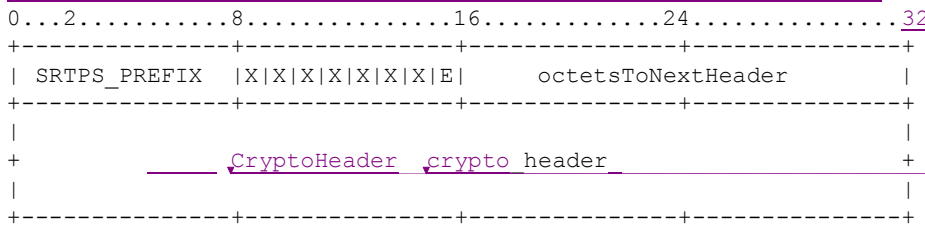
The SecurePostfixSubMsg only uses the EndiannessFlag.

7.3.7.8 SecureRTPSPrefixSubMsg Submessage

7.3.7.8.1 Wire Representation

The UDP/IP wire representation for the SecureRTPSPrefixSubMsg shall be:

DDSSEC11-7 Inconsistency in SubMessage and SubMessageElement naming ...



Deleted: SecureDataHeader

Deleted: sec_data

7.3.7.8.2 Submessage Id

The SecureRTPSPrefixSubMsg shall have the *submessageId* set to the value 0x33 and referred by the symbolic name SRTPS_PREFIX.

7.3.7.8.3 Flags in the Submessage Header

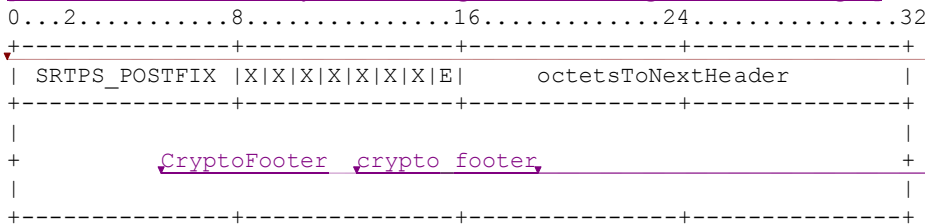
The SecureRTPSPrefixSubMsg only uses the EndiannessFlag.

7.3.7.9 SecureRTPSPostfixSubMsg Submessage

7.3.7.9.1 Wire Representation

The UDP/IP wire representation for the `SecureRTPSPostfixSubMsg` shall be:

DDSSEC11-7 Inconsistency in SubMessage and SubMessageElement naming ...



Deleted:

Deleted: SecureDataTag

Deleted: sec_data

Deleted: tag

7.3.7.9.2 Submessage Id

The `SecureRTPSPostfixSubMsg` shall have the *submessageId* set to the value 0x34 and referred by the symbolic name `SRTPS_POSTFIX`.

7.3.7.9.3 Flags in the Submessage Header

The `SecureRTPSPostfixSubMsg` only uses the `EndiannessFlag`.

7.4 DDS Support for Security Plugin Information Exchange

In order to perform their function, the security plugins associated with different DDS `DomainParticipant` entities need to exchange information representing things such as Identity and Permissions of the `DomainParticipant` entities, authentication challenge messages, tokens representing key material, etc.

DDS already has several mechanisms for information exchange between `DomainParticipant` entities. Notably the builtin `DataWriter` and `DataReader` entities used by the Simple Discovery Protocol (see sub clause 8.5 of the DDS Interoperability Wire Protocol [2]) and the *BuiltinParticipantMessageWriter* and *BuiltinParticipantMessageReader* (see sub clause 9.6.2.1 of the DDS Interoperability Wire Protocol [2]).

Where possible, this specification tries to reuse and extend existing DDS concepts and facilities so that they can fulfill the needs of the security plugins, rather than defining entirely new ones. This way, the Security Plugin implementation can be simplified and it does not have to implement a separate messaging protocol.

7.4.1 Secure builtin Discovery Topics

7.4.1.1 Background (Non-Normative)

DDS discovery information is sent using builtin DDS `DataReaders` and `DataWriters`. These are regular DDS `DataReaders` and `DataWriters`, except they are always present in the system and their `Topic` names, associated data types, QoS, and RTPS `EntityIds` are all specified as part of the DDS and RTPS specifications, so they do not need to be discovered.

The DDS specification defines three discovery builtin `Topic` entities: the ***DCPSParticipants*** used to discover the presence of `DomainParticipants`, the ***DCPSPublications*** used to discover `DataWriters`, and the ***DCPSSubscriptions*** used to discover `DataReaders` (see sub clause 8.5 of the DDS Interoperability Wire Protocol [2]).

Much of the discovery information could be considered sensitive in secure DDS systems. Knowledge of things like the `Topic` names that an application is publishing or subscribing to could reveal sensitive information about the nature of the application. In addition, the integrity of the discovery information needs to be protected against tampering, since it could cause erroneous behaviors or malfunctions.

One possible approach to protecting discovery information would be to require that the discovery builtin `Topic` entities always be protected via encryption and message authentication. However, this would entail the problems explained below.

The ***DCPSParticipants*** builtin `Topic` is used to bootstrap the system, detect the presence of `DomainParticipant` entities, and kick off subsequent information exchanges and handshakes. It contains the bare minimum information needed to establish protocol communications (addresses, port numbers, version number, vendor IDs, etc.). If this `Topic` were protected, the Secure DDS system would have to create an alternative mechanism to bootstrap detection of other participants and gather the same information—which needs to happen prior to being able to perform mutual authentication and exchange of key material. This mechanism would, in essence, duplicate the information in the ***DCPSParticipants*** builtin `Topic`. Therefore, it makes little sense to protect the ***DCPSParticipants*** builtin `Topic`. A better approach is to augment the information sent using the ***DCPSParticipants*** builtin `Topic` with any additional data the Secure DDS system needs for bootstrapping communications (see 7.4.1.3).

Secure DDS systems need to co-exist in the same network and, in some cases, interoperate with non-secure DDS systems. There may be systems built using implementations compliant with the DDS Security specification, which do not need to protect their information. Or there may be systems implemented with legacy DDS implementations that do not support DDS Security. In this situation, the fact that a secure DDS implementation is present on the network should not impact the otherwise correct behavior of the non-secure DDS systems. In addition, even in secure systems not all `Topics` are necessarily sensitive, so it is desirable to provide ways to configure a DDS Secure system to have `Topics` that are “unprotected” and be able to communicate with non-secure DDS systems on those “unprotected” `Topics`.

To allow co-existence and interoperability between secure DDS systems and DDS systems that do not implement DDS security, secure DDS systems must retain the same builtin `Topics` as the regular DDS systems (with the same GUIDs, topics names, QoS, and behavior). Therefore, to protect the discovery and liveliness information of `Topics` that are considered sensitive, Secure DDS needs to use additional builtin discovery `Topics` protected by the DDS security mechanisms.

7.4.1.2 Extending the Data Types used by DDS Discovery

The DDS Interoperability Wire Protocol specifies the serialization of the data types used for the discovery of builtin `Topics` (***ParticipantBuiltinTopicData***, ***PublicationBuiltinTopicData***, and ***SubscriptionBuiltinTopicData***) using a representation called a *ParameterList*. Although this description precedes the DDS-XTYPES specification, the serialization format matches the Extended CDR representation defined in DDS-XTYPES for data types declared with `MUTABLE` extensibility.

This allows the data type associated with discovery topics to be extended without breaking interoperability.

Given that DDS-XTYPES formalized the *ParameterList* serialization approach, first defined in the DDS Interoperability and renamed it to “Extended CDR,” this specification will use the DDS Extensible Types notation to define the data types associated with the builtin Topics. This does not imply that compliance to the DDS-XTYPES is required to comply with DDS Security. All that is required is to serialize the specific data types defined here according to the format described in the DDS-XTYPES specification.

[\[DDSSEC11-93 Revise version of RTPS and provide rules for plugin versions\]](#)

[7.4.1.3 Reserved RTPS parameter IDs](#)

[This specification reserves the RTPS Simple Discovery Protocol ParameterIDs in the range: 0x1000 to 0x1FFF and 0x5000 to 0x5FFF.](#)

[The second interval covers the same range of parametersID, except they have the must-understand bit set.](#)

[This reserved range applies to RTPS version 2.3 \(see 7.3.6.1\) and higher minor revisions of RTPS. Future revisions of the DDS-RTPS specification shall take this fact into consideration.](#)

Deleted: into consideration

7.4.1.4 Extension to RTPS Standard DCPSParticipants Builtin Topic

The DDS specification specifies the existence of the *DCPSParticipants* builtin Topic and a corresponding builtin *DataWriter* and *DataReader* to communicate this Topic. These endpoints are used to discover *DomainParticipant* entities.

The data type associated with the *DCPSParticipants* builtin Topic is *ParticipantBuiltinTopicData*, defined in sub clause 7.1.5 of the DDS specification [1].

The DDS Interoperability Wire Protocol specifies the serialization of *ParticipantBuiltinTopicData*. The format used is what the DDS Interoperability Wire Protocol calls a *ParameterList* whereby each member of the *ParticipantBuiltinTopicData* is serialized using CDR but preceded in the stream by the serialization of a short *ParameterID* identifying the member, followed by another short containing the length of the serialized member, followed by the serialized member. See sub clause 8.3.5.9 of the DDS Interoperability Wire Protocol [2]. This serialization format allows the *ParticipantBuiltinTopicData* to be extended without breaking interoperability.

This DDS Security specification adds several new members to the *ParticipantBuiltinTopicData* structure. The member types and the *ParameterIDs* used for the serialization are described below.

[\[DDSSEC11-137 Missing Mechanism for Detecting Incompatibilities in ParticipantSecurityA...\]](#)

Table 10– Additional parameter IDs in ParticipantBuiltinTopicData

Member name	Member type	Parameter ID name	Parameter ID value
identity_token	IdentityToken (see 7.2.4)	PID_IDENTITY_TOKEN	0x1001
permissions_token	PermissionsToken (see 7.2.4)	PID_PERMISSIONS_TOKEN	0x1002
property	PropertyQosPolicy	PID_PROPERTY_LIST (See Table 9.12 of DDS-RTPS)	0x0059 (See Table 9.12 of DDS-RTPS)
<u>security_info</u>	<u>ParticipantSecurityInfo</u> (see 7.2.7)	<u>PID_PARTICIPANT_SECURITY_INFO</u>	<u>0x1005</u>

Deleted: 1010101011

Formatted: Table caption, Don't keep with next, Don't keep lines together

DDSSEC11-82 OSCP stapling to enhance certificate status checking during handshake

DDSSEC11-85 Additional typos/inconsistencies

```
@extensibility(MUTABLE)
struct ParticipantBuiltinTopicData: DDS::ParticipantBuiltinTopicData {
    @id(0x1001) IdentityToken    identity_token;
    @id(0x1002) PermissionsToken permissions_token;
    @id(0x1005) ParticipantSecurityInfo security_info;
};
```

Deleted: MUTABLE_EXTENSIBILITY

Deleted: Secure

Deleted: @ID

Deleted: @ID

Deleted: @ID

Only the `Property_t` and `BinaryProperty_t` elements having the `propagate` member set to `TRUE` are serialized. Furthermore as indicated by the `@non-serialized` annotation the serialization of the `Property_t` and `BinaryProperty_t` elements shall omit the serialization of the *propagate* member. That is they are serialized as if the type definition did not contain the *propagate* member. This is consistent with the data-type definition for `Property_t` specific in the DDS-RTPS specification (see Table 9.12 of DDS-RTPS). Even if it is not present in the serialized data, the receiver will set the *propagate* member to `TRUE`.

Note that according to DDS-RTPS the `PID_PROPERTY_LIST` is associated with a single `PropertySeq` rather than the `PropertyQosPolicy`, which is a structure that contains two sequences. This does not cause any interoperability problems because the containing `ParticipantBuiltinTopicData` has mutable extensibility.

The DDS Interoperability Wire Protocol specifies that the *ParticipantBuiltinTopicData* shall contain the attribute called *availableBuiltinEndpoints* that is used to announce the builtin endpoints that are available in the `DomainParticipant`. See clause 8.5.3.2 of the DDS Interoperability Wire Protocol [2]. The type for this attribute is an array of *BuiltinEndpointSet_t*. For the UDP/IP PSM the *BuiltinEndpointSet_t* is mapped to a bitmap represented as type `long`. Each builtin endpoint is represented as a bit in this bitmap with the bit values defined in Table 9.4 (clause 9.3.2) of the DDS Interoperability Wire Protocol [2].

This DDS Security specification reserves additional bits to indicate the presence of the corresponding built-in end points listed in clause 7.4.5. These bits shall be set on the *availableBuiltinEndpoints*. The bit that encodes the presence of each individual endpoint is defined in [Table 11](#) below.

[DDSSEC11-44 Denial of Service Attack to DDS Security Participants by Injecting...]

Table 11 – Mapping of the additional builtin endpoints added by DDS security to the availableBuiltinEndpoints

<i>Builtin Endpoint</i>	<i>Bit in the ParticipantBuiltinTopicData availableBuiltinEndpoints</i>
<i>SEDPbuiltinPublicationsSecureWriter</i> <i>SEDPbuiltinPublicationsSecureReader</i> See clause 7.4.1.7 ,	(0x00000001 << 16) (0x00000001 << 17)
<i>SEDPbuiltinSubscriptionsSecureWriter</i> <i>SEDPbuiltinSubscriptionsSecureReader</i> See clause 7.4.1.8 ,	(0x00000001 << 18) (0x00000001 << 19)
<i>BuiltinParticipantMessageSecureWriter</i> <i>BuiltinParticipantMessageSecureReader</i> See clause 7.4.2	(0x00000001 << 20) (0x00000001 << 21)
<i>BuiltinParticipantStatelessMessageWriter</i> <i>BuiltinParticipantStatelessMessageReader</i> See clause 7.4.3	(0x00000001 << 22) (0x00000001 << 23)
<i>BuiltinParticipantVolatileMessageSecureWriter</i> <i>BuiltinParticipantVolatileMessageSecureReader</i> See clause 7.4.4	(0x00000001 << 24) (0x00000001 << 25)
<i>SPDPbuiltinParticipantSecureWriter</i> <i>SPDPbuiltinParticipantSecureReader</i> See clause 7.4.1.6	(0x00000001 << 26) (0x00000001 << 27)

Deleted: Table 11Table 11Table 11Table 1112Table 12

Formatted: Table caption, Don't keep with next, Don't keep lines together

Deleted: 111111112

Deleted: 7.4.1.77.4.1.77.4.1.77.4.1.77.4.1.77.4.1.6

Deleted: 7.4.1.87.4.1.87.4.1.87.4.1.87.4.1.87.4.1.7

[DDSSEC11--38 Clarify whether governance settings for a DataWriter and a DataReader ...]

7.4.1.5 Extension to RTPS Standard DCPSPublications and DCPSSubscriptions Builtin Topics

The DDS specification specifies the existence of the *DCPSPublications* and *DCPSSubscriptions* builtin *Topics* and a corresponding builtin *DataWriters* and *DataReaders* to communicate these *Topics*. These endpoints are used to discover *DataWriter* and *DataReader* entities.

The data type associated with the *DCPSPublications* and *DCPSSubscriptions* builtin *Topic* are *PublicationBuiltinTopicData* and *SubscriptionBuiltinTopicData*, defined in sub clause 7.1.5 of the DDS specification.

The DDS Interoperability Wire Protocol specifies the serialization of *PublicationBuiltinTopicData* and *SubscriptionBuiltinTopicData*.

The format used is what the DDS Interoperability Wire Protocol calls a *ParameterList* whereby each member of the *PublicationBuiltinTopicData* and *SubscriptionBuiltinTopicData* is serialized using CDR but preceded in the stream by the serialization of a short *ParameterID* identifying the member, followed by another short containing the length of the serialized member, followed by the serialized member. See sub clause 8.3.5.9 of the DDS Interoperability Wire Protocol [2]. This serialization format allows the *PublicationBuiltinTopicData* and *SubscriptionBuiltinTopicData* to be extended without breaking interoperability.

This DDS Security specification adds a new member to the *PublicationBuiltinTopicData* and *SubscriptionBuiltinTopicData* structure. The member types and the *ParameterIDs* used for the serialization are described below.

DDSSEC11-106 Should differences in EndpointSecurityAttributesMask prevent matching?

DDSSEC11-85 Additional typos/inconsistencies

Table 12 – Additional parameter IDs in *PublicationBuiltinTopicData*

<i>Member name</i>	<i>Member type</i>	<i>Parameter ID name</i>	<i>Parameter ID value</i>
<i>security_info</i>	<i>EndpointSecurityInfo</i> <small>(See 7.2.8)</small>	PID_ENDPOINT_SECURITY_INFO	0x100 <u>4</u>

- Deleted: 1212121213
- Formatted: Table caption, Don't keep with next, Don't keep lines together
- Deleted: Secure
- Deleted: security_attributes_mask
- Deleted: AttributesMask
- Deleted: ATTRIBUTES_MASK
- Deleted: 7.2.87.2.87.2.87.2.87.2.7

DDSSEC11-85 Additional typos/inconsistencies

```
@extensibility(MUTABLE)
struct PublicationBuiltinTopicData: DDS::PublicationBuiltinTopicData {
    @id(0x1004) EndpointSecurityInfo security_info;
};

@extensibility(MUTABLE)
struct SubscriptionBuiltinTopicData: DDS::SubscriptionBuiltinTopicData {
    @id(0x1004) EndpointSecurityInfo security_info;
};
```

DDSSEC11-44 Denial of Service Attack to DDS Security Participants by Injecting...

7.4.1.6 New DCPSParticipantSecure Builtin Topic

As described in clause 7.4.1.4, the *DCPSParticipants* builtin Topic and a corresponding builtin *DataWriter* and *DataReader* are used to discover *DomainParticipant* entities.

Implementations of the DDS Security shall use that same *DCPSParticipants* builtin Topic to announce the *DomainParticipant* information. This is used for bootstrapping authentication and allowing discovery of non-secure applications.

Implementations of the DDS Security specification shall have an additional builtin Topic referred to as *DCPSParticipantsSecure* and associated builtin DataReader and DataWriter entities to communicate the DomainParticipant information securely.

The Topic name for the *DCPSParticipantsSecure* Topic shall be “DCPSParticipantsSecure”.

IDSSEC11-82 OCSF stapling to enhance certificate status checking during handshake

The data type associated with the *DCPSParticipantsSecure* Topic shall be *ParticipantBuiltinTopicDataSecure*, defined to be the same as the *ParticipantBuiltinTopicData* defined in clause 7.4.1.4, except the structure has the additional optional member *identity_status_token* with the *ParameterId* described below.

Table 13 – Additional parameter IDs in ParticipantBuiltinTopicDataSecure

<i>Member name</i>	<i>Member type</i>	<i>Parameter ID name</i>	<i>Parameter ID value</i>
<i>identity_status_token</i>	<i>IdentityStatusToken</i>	<i>PID_IDENTITY_STATUS_TOKEN</i>	<i>0x1006</i>

IDSSEC11-85 Additional typos/inconsistencies

```
@extensibility(MUTABLE)
struct ParticipantBuiltinTopicDataSecure: ParticipantBuiltinTopicData {
    @id(0x1006) @optional IdentityStatusToken identity_status_token;
};
```

The QoS associated with the *DCPSParticipantsSecure* builtin Topic shall be the same as for the *DCPSPublications* and *DCPSSubscriptions* builtin Topic. Note that is not the same as the *DCPSParticipants* Topic. Among other differences, the *DCPSParticipantsSecure* has *ReliabilityQosPolicy kind* set to RELIABLE.

The builtin DataWriter for the *DCPSParticipantsSecure* Topic shall be referred to as the *SPDPbuiltinParticipantsSecureWriter*. The builtin DataReader for the *DCPSParticipantsSecure* Topic shall be referred to as the *SPDPbuiltinParticipantsSecureReader*.

The RTPS EntityId t associated with the *SPDPbuiltinParticipantsSecureWriter* and *SPDPbuiltinParticipantsSecureReader* shall be as specified in 7.4.5.

The *ParticipantBuiltinTopicData* contains information, such as participant Locators, which may change at run-time. These changes shall be sent using the *DCPSParticipantsSecure* builtin Topic. The deletion of a DomainParticipant shall also be sent using the *DCPSParticipantsSecure* builtin Topic.

After authentication has completed successfully a DomainParticipant shall ignore any changes to the *ParticipantBuiltinTopicData* (including dispose messages) received on the *DCPSParticipants* builtin Topic from the authenticated DomainParticipant. It may, however, rely on these messages to maintain the liveliness of the remote DomainParticipant. It should only process *ParticipantBuiltinTopicData* messages containing data changes or status changes (dispose or unregister) if they are received over the *DCPSParticipantsSecure* builtin Topic.

Deleted: .

Deleted: MUTABLE_EXTENSIBILITY

Deleted: @Optional

Deleted: ¶

7.4.1.7 New DCPSPublicationsSecure Builtin Topic

The DDS specification specifies the existence of the *DCPSPublications* builtin Topic with topic name “DCPSPublications” and corresponding builtin DataWriter and DataReader entities to communicate on this Topic. These endpoints are used to discover non-builtin DataWriter entities.

The data type associated with the *DCPSPublications* Topic is *PublicationBuiltinTopicData*, defined in sub clause 7.1.5 of the DDS specification.

Implementations of the DDS Security shall use that same *DCPSPublications* Topic to communicate the DataWriter information for Topic entities that **are not** considered sensitive.

Implementations of the DDS Security specification shall have an additional builtin Topic referred to as *DCPSPublicationsSecure* and associated builtin DataReader and DataWriter entities to communicate the DataWriter information for Topic entities that **are** considered sensitive.

The determination of which Topic entities are considered sensitive shall be specified by the AccessControl plugin.

The Topic name for the *DCPSPublicationsSecure* Topic shall be “DCPSPublicationsSecure”.

The data type associated with the *DCPSPublicationsSecure* Topic shall be *PublicationBuiltinTopicDataSecure*, defined to be the same as the *PublicationBuiltinTopicData* structure used by the *DCPSPublications* Topic, except the structure has the additional member *data_tags* with the *ParameterId* described below.

Deleted: data type and

Deleted: s

Table 14 – Additional parameter IDs in PublicationBuiltinTopicDataSecure

Member name	Member type	Parameter ID name	Parameter ID value
data_tags	DataTags	PID_DATA_TAGS	0x1003

DDSSEC11-85 Additional typos/inconsistencies

```
@extensibility(MUTABLE)
struct PublicationBuiltinTopicDataSecure: PublicationBuiltinTopicData {
    @id(0x1003) DataTags data_tags;
};
```

Deleted: struct Tag {¶
 string name;¶
 .string value;¶
 };¶
 ¶
 typedef sequence<Tag> TagSeq;¶
 struct DataTags {¶
 TagSeq tags;¶
 };¶

The QoS associated with the *DCPSPublicationsSecure* Topic shall be the same as for the *DCPSPublications* Topic.

Deleted: MUTABLE_EXTENSIBILITY

The builtin DataWriter for the *DCPSPublicationsSecure* Topic shall be referred to as the *SEDPbuiltinPublicationsSecureWriter*. The builtin DataReader for the *DCPSPublicationsSecure* Topic shall be referred to as the *SEDPbuiltinPublicationsSecureReader*.

Deleted: @ID

The RTPS EntityId_t associated with the *SEDPbuiltinPublicationsSecureWriter* and *SEDPbuiltinPublicationsSecureReader* shall be as specified in 7.4.5.

7.4.1.8 New DCPSSubscriptionsSecure Builtin Topic

The DDS specification specifies the existence of the *DCPSSubscriptions* builtin Topic with Topic name “DCPSSubscriptions” and corresponding builtin DataWriter and DataReader entities to communicate on this Topic. These endpoints are used to discover non-builtin DataReader entities.

The data type associated with the *DCPSSubscriptions* is *SubscriptionBuiltinTopicData* is defined in sub clause 7.1.5 of the DDS specification.

Implementations of the DDS Security specification shall use that same *DCPSSubscriptions* Topic to send the `DataReader` information for Topic entities that **are not** considered sensitive. The existence and configuration of Topic entities as non-sensitive shall be specified by the `AccessControl` plugin.

Implementations of the DDS Security specification shall have an additional builtin Topic referred to as *DCPSSubscriptionsSecure* and associated builtin `DataReader` and `DataWriter` entities to communicate the `DataReader` information for Topic entities that are considered sensitive.

The determination of which Topic entities are considered sensitive shall be specified by the `AccessControl` plugin.

The data type associated with the *DCPSSubscriptionsSecure* Topic shall be *SubscriptionBuiltinTopicDataSecure* defined to be the same as the *SubscriptionBuiltinTopicData* structure used by the *DCPSSubscriptions* Topic, except the structure has the additional member *data_tags* with the data type and *ParameterIds* described below.

Table 15 – Additional parameter IDs in *SubscriptionBuiltinTopicDataSecure*

Member name	Member type	Parameter ID name	Parameter ID value
data_tags	DataTags	PID_DATA_TAGS	0x1003

IDSSEC11-85 Additional typos/inconsistencies

```
@extensibility(MUTABLE)
struct SubscriptionBuiltinTopicDataSecure: SubscriptionBuiltinTopicData {
    @id(0x1003) DataTags data_tags;
};
```

Deleted: MUTABLE_EXTENSIBILITY

Deleted: @ID

The QoS associated with the *DCPSSubscriptionsSecure* Topic shall be the same as for the *DCPSSubscriptions* Topic.

The builtin `DataWriter` for the *DCPSSubscriptionsSecure* Topic shall be referred to as the *SEDPbuiltinSubscriptionsSecureWriter*. The builtin `DataReader` for the *DCPSPublicationsSecure* Topic shall be referred to as the *SEDPbuiltinSubscriptionsSecureReader*.

The RTPS `EntityId_t` associated with the *SEDPbuiltinSubscriptionsSecureWriter* and *SEDPbuiltinSubscriptionsSecureReader* shall be as specified in 7.4.5.

IDSSEC11-4 - Name of builtin topic is DCPSParticipantMessage ...

7.4.2 New DCPSParticipantMessageSecure builtin Topic

The DDS Interoperability Wire Protocol specifies the *BuiltinParticipantMessageWriter* and *BuiltinParticipantMessageReader* (see sub clauses 8.4.13 and 9.6.2.1 of the DDS Interoperability Wire Protocol[2]). These entities are used to send information related to the LIVENESS QoS. This information could be considered sensitive and therefore secure DDS systems need to provide an alternative protected way to send liveliness information.

The data type associated with these endpoints is *ParticipantMessageData* defined in sub clause 9.6.2.1 of the DDS Interoperability Wire Protocol specification [2].

To support coexistence and interoperability with non-secure DDS applications, implementations of the DDS Security specification shall use the same standard *BuiltinParticipantMessageWriter* and *BuiltinParticipantMessageReader* to communicate liveliness information on *Topic* entities that are **not** considered sensitive.

IDSSEC11-4 - Name of builtin topic is DCPSParticipantMessage ...]

Implementations of the DDS Security specification shall have an additional *DCPSParticipantMessageSecure* builtin *Topic* and associated builtin *DataReader* and *DataWriter* entities to communicate the liveliness information for *Topic* entities that are considered sensitive.

The data type associated with the *DCPSParticipantMessageSecure* *Topic* shall be the same as the *ParticipantMessageData* structure.

The QoS associated with the *DCPSParticipantMessageSecure* *Topic* shall be the same as for the *DCPSParticipantMessage* *Topic* as defined in sub clause 8.4.13 of the DDS Interoperability Wire Protocol [2].

The builtin *DataWriter* for the *DCPSParticipantMessageSecure* *Topic* shall be referred to as the *BuiltinParticipantMessageSecureWriter*. The builtin *DataReader* for the *DCPSParticipantMessageSecure* *Topic* shall be referred to as the *BuiltinParticipantMessageSecureReader*.

The RTPS *EntityId_t* associated with the *BuiltinParticipantMessageSecureWriter* and *BuiltinParticipantMessageSecureReader* shall be as specified in 7.4.5.

IDSSEC11-17 - Need a way to determine the builtinTopic used for the DataWriter...]

According to clause 8.7.2.2.3 of DDSI-RTPS [2], if the *DataWriterLivelinessQos* policy is *MANUAL BY TOPIC LIVELINESS QOS*, liveliness is maintained sending data or heartbeats using the same RTPS *DataWriter*. The remaining settings for the *LivelinessQos* policy use the *DCPSParticipantMessage* *Topic* to maintain the *DataWriter* liveliness.

If a *DataWriterLivelinessQos* policy is *MANUAL BY TOPIC LIVELINESS QOS*, implementations compliant with DDS-Security shall use the same RTPS *DataWriter* for the liveliness heartbeats. The liveliness heartbeats shall be protected using the same means as the regular *DataWriter* heartbeats. That is, according to the setting of the *EndpointSecurityAttributes* is *submessage protected* attribute.

IDSSEC11-17 - Need a way to determine the builtinTopic used for the DataWriter...]

IDSSEC11-16 AccessControl behavior does not show check local datawriter/reader ...]

If the *DataWriterLivelinessQos* policy is *AUTOMATIC LIVELINESS QOS* or *MANUAL BY PARTICIPANT LIVELINESS QOS*, implementations compliant with DDS-Security shall send the liveliness heartbeats using either the *DCPSParticipantMessage* *Topic* or the *DCPSParticipantMessageSecure* *Topic*. The selection shall be done according to the setting of the *TopicSecurityAttributes* is *liveliness protected*: It shall use the *DCPSParticipantMessage*

Deleted: Secure

Deleted: Endpoint

Topic if *is_liveliness_protected* is set to **false**, otherwise it shall use the *DCPSParticipantMessageSecure* Topic.

IDSSEC11-4 - Name of builtin topic is DCPSParticipantMessage ...]

7.4.3 New **DCPS**ParticipantStatelessMessage builtin Topic

To perform mutual authentication between DDS DomainParticipant entities, the security plugins associated with those participants need to be able to send directed messages to each other. As described in 7.4.3.1 below, the mechanisms provided by existing DDS builtin Topic entities are not adequate for this purpose. For this reason, this specification introduces a new **DCPSParticipantStatelessMessage** builtin Topic and corresponding builtin DataReader and DataWriter entities to read and write the Topic.

7.4.3.1 Background: Sequence Number Attacks (non normative)

DDS has a builtin mechanism for participant-to-participant messaging: the **BuiltinParticipantMessageWriter** and **BuiltinParticipantMessageReader** (see sub clause 9.6.2.1 of the DDS Interoperability Wire Protocol [2]). However this mechanism cannot be used for mutual authentication because it relies on the RTPS reliability protocol and suffers from the sequence-number prediction vulnerability present in unsecured reliable protocols:

- The RTPS reliable protocol allows a DataWriter to send to a DataReader Heartbeat messages that advance the *first available sequence number* associated with the DataWriter. A DataReader receiving a Heartbeat from a DataWriter will advance its *first available sequence number* for that DataWriter and ignore any future messages it receives with sequence numbers lower than the *first available sequence number* for the DataWriter. The reliable DataReader will also ignore duplicate messages for that same sequence number.
- The behavior of the reliability protocol would allow a malicious application to prevent other applications from communicating by sending Heartbeats pretending to be from other DomainParticipants that contain large values of the *first available sequence number*. All the malicious application needs to do is learn the GUIDs of other applications, which can be done from observing the initial discovery messages on the wire, and use that information to create fake Heartbeats.

Stated differently: prior to performing mutual authentication and key exchange, the applications cannot rely on the use of encryption and message access codes to protect the integrity of the messages. Therefore, during this time window, they are vulnerable to this kind of sequence-number attack. This attack is present in most reliable protocols. Stream-oriented protocols such as TCP are also vulnerable to sequence-number-prediction attacks but they make it more difficult by using a random initial sequence number on each new connection and discarding messages with sequence numbers outside the window. This is something that RTPS cannot do given the data-centric semantics of the protocol.

In order to avoid this vulnerability, the Security plugins must exchange messages using writers and readers sufficiently robust to sequence number prediction attacks. The RTPS protocol specifies endpoints that meet this requirement: the RTPS StatelessWriter and StatelessReader (see 8.4.7.2 and 8.4.10.2 of the DDS Interoperability Wire Protocol [2]) but there are no DDS builtin endpoints that provide access to this underlying RTPS functionality.

7.4.3.2 BuiltinParticipantStatelessMessageWriter and BuiltinParticipantStatelessMessageReader

DDSSEC11-4 - Name of builtin topic is DCPSParticipantMessage ...]

The DDS Security specification defines two builtin Endpoints: the *BuiltinParticipantStatelessMessageWriter* and the *BuiltinParticipantStatelessMessageReader*. These two endpoints shall be present in compliant implementations of this specification. These endpoints are used to write and read the builtin *DCPSParticipantStatelessMessage* Topic.

The *BuiltinParticipantStatelessMessageWriter* is an RTPS Best-Effort StatelessWriter (see sub clause 8.4.7.2 of the DDS Interoperability Wire Protocol [2]).

The *BuiltinParticipantStatelessMessageReader* is an RTPS Best-Effort StatelessReader (see sub clause 8.4.10.2 of the DDS Interoperability Wire Protocol [2]).

The data type associated with these endpoints is ParticipantStatelessMessage defined below (see also 7.2.5):

```
typedef ParticipantStatelessMessage ParticipantGenericMessage;
```

The RTPS EntityId_t associated with the *BuiltinParticipantStatelessMessageWriter* and *BuiltinParticipantStatelessMessageReader* shall be as specified in 7.4.5.

7.4.3.3 Contents of the ParticipantStatelessMessage

The ParticipantStatelessMessage is intended as a holder of information that is sent point-to-point from a DomainParticipant to another.

The *message_identity* uniquely identifies each individual ParticipantStatelessMessage:

DDSSEC11-88 Replace use of BuiltinTopicKey_t with GUID_t ...]

- The *source_guid* field within the *message_identity* shall be set to match the GUID_t of the *BuiltinParticipantStatelessMessageWriter* that writes the message.
- The *sequence_number* field within the *message_identity* shall start with the value set to one and be incremented for each different message sent by the *BuiltinParticipantStatelessMessageWriter*.

The *related_message_identity* uniquely identifies another ParticipantStatelessMessage that is related to the message being processed. It shall be set to either the tuple {*GUID_UNKNOWN*, 0} if the message is not related to any other message, or else set to match the *message_identity* of the related ParticipantStatelessMessage.

The *destination_participant_guid* shall contain either the value *GUID_UNKNOWN* (see sub clause 9.3.1.5 of the DDS Interoperability Wire Protocol [2]) or else the GUID_t of the destination DomainParticipant.

The *destination_endpoint_guid* provides a mechanism to specify finer granularity on the intended recipient of a message beyond the granularity provided by the *destination_participant_guid*. It can contain either *GUID_UNKNOWN* or else the GUID of a specific endpoint within destination DomainParticipant. The targeted endpoint is the one whose Endpoint (DataWriter or DataReader) GUID_t matches the *destination_endpoint_guid*.

Deleted: BuiltinTopicKey_t

Deleted: destination_participant_key

Deleted: BuiltinTopicKey_t

Deleted: destination_endpoint_key

Deleted: destination_participant_key

Deleted: BuiltinTopic_t

Deleted: destination_endpoint_key

The contents *message_data* depend on the value of the *message_class_id* and are defined in this specification in the sub clause that introduces each one of the pre-defined values of the `GenericMessageClassId`. See 7.4.3.5 and 7.4.3.6.

7.4.3.4 Destination of the `ParticipantStatelessMessage`

DDSSEC11-88 Replace use of `BuiltinTopicKey t` with `GUID t ...`

If the *destination_participant_guid* member is not set to `GUID_UNKNOWN`, the message written is intended only for the *BuiltinParticipantStatelessMessageReader* belonging to the `DomainParticipant` with a matching `ParticipantKey`.

This is equivalent to saying that the *BuiltinParticipantStatelessMessageReader* has an implied content filter with the logical expression:

```
“destination_participant_guid == GUID_UNKNOWN  
|| destination_participant_guid == BuiltinParticipantStatelessMessageReader.participant_guid”
```

Implementations of the specification can use this content filter or some other mechanism as long as the resulting behavior is equivalent to having this content filter.

If the *destination_endpoint_guid* member is not set to `GUID_UNKNOWN`, the message written targets the specific endpoint within the destination `DomainParticipant` with a matching `EndpointKey`.

7.4.3.5 Reserved values of `ParticipantStatelessMessage GenericMessageClassId`

This specification, including future versions of this specification reserves *GenericMessageClassId* values that start with the prefix “`dds.sec.`” (without quotes) .

The specification defines and uses the following specific values for the *GenericMessageClassId*:

DDSSEC11-43 Non Recoverable Communication After Asymmetric Liveliness Loss

```
#define GMCLASSID_SECURITY_AUTH_REQUEST \n    “dds.sec.auth request”  
#define GMCLASSID_SECURITY_AUTH_HANDSHAKE \n    “dds.sec.auth”
```

Additional values of the *GenericMessageClassId* may be defined with each plugin implementation.

7.4.3.6 Format of data within `ParticipantStatelessMessage`

Each value for the `GenericMessageClassId` uses different schema to store data within the generic attributes in the *message_data*.

7.4.3.6.1 Data for message class `GMCLASSID_SECURITY_AUTH_HANDSHAKE`

If `GenericMessageClassId` is `GMCLASSID_SECURITY_AUTH_HANDSHAKE` the *message_data* attribute shall contain the `HandshakeMessageTokenSeq` containing one element. The specific contents of the `HandshakeMessageToken` element shall be defined by the Authentication Plugin.

DDSSEC11-88 Replace use of `BuiltinTopicKey t` with `GUID t ...`

Deleted: *destination_participant_key*

Deleted: *destination_participant_key*

Deleted: *destination_participant_key*

Deleted: *participant.key*

Deleted: *destination_endpoint_key*

Deleted: *destination_participant_key*

Deleted: *BuiltinTopicKey_t*

Deleted: *destination_endpoint_key*

Deleted: *source_endpoint_key*

The *destination_participant_guid* shall be set to the *GUID_t* of the destination DomainParticipant.

The *destination_endpoint_guid* shall be set to *GUID_UNKNOWN*. This indicates that there is no specific endpoint targeted by this message: It is intended for the whole DomainParticipant.

The *source_endpoint_guid* shall be set to *GUID_UNKNOWN*.

7.4.3.6.2 Data for message class GMCLASSID SECURITY AUTH REQUEST

If *GenericMessageClassId* is *GMCLASSID_SECURITY_AUTH_REQUEST* the *message_data* attribute shall contain a *AuthRequestMessageTokenSeq* containing one element. The specific contents of the *AuthRequestMessageToken* element shall be defined by the *Authentication Plugin*.

The *destination_participant_guid* shall be set to the *GUID_t* of the destination DomainParticipant.

The *destination_endpoint_guid* shall be set to *GUID_UNKNOWN*. This indicates that there is no specific endpoint targeted by this message: It is intended for the whole DomainParticipant.

The *source_endpoint_guid* shall be set to *GUID_UNKNOWN*.

DDSSEC11-4 - Name of builtin topic is DCPSParticipantMessage ...]

7.4.4 New *DCPSParticipantVolatileMessageSecure* builtin Topic

7.4.4.1 Background (Non-Normative)

In order to perform key exchange between DDS DomainParticipant entities, the security plugins associated with those participants need to be able to send directed messages to each other using a reliable and secure channel. These messages are intended only for Participants that are currently in the system and therefore need a DURABILITY Qos of kind VOLATILE.

DDSSEC11-4 - Name of builtin topic is DCPSParticipantMessage ...]

The existing mechanisms provided by DDS are not adequate for this purpose:

- The new *DCPSParticipantStatelessMessage* is not suitable because it is a stateless best-effort channel not protected by the security mechanisms in this specification and therefore requires the message data to be explicitly encrypted and signed prior to being given to the *ParticipantStatelessMessageWriter*.
- The new *DCPSParticipantMessageSecure* is not suitable because its QoS has DURABILITY kind TRANSIENT_LOCAL (see sub clause 8.4.13 of the DDS Interoperability Wire Protocol [2]) rather than the required DURABILITY kind VOLATILE.

For this reason, implementations of the DDS Security specification shall have an additional builtin Topic *DCPSParticipantVolatileMessageSecure* and corresponding builtin *DataReader* and *DataWriter* entities to read and write the Topic.

7.4.4.2 *BuiltinParticipantVolatileMessageSecureWriter* and *BuiltinParticipantVolatileMessageSecureReader*

DDSSEC11-27 Inconsistent Behavior for Secure Volatile Endpoints]

DDSSEC11-85 Additional typos/inconsistencies

The DDS Security specification defines two new builtin Endpoints: The *BuiltinParticipantVolatileMessageSecureWriter* and the *BuiltinParticipantVolatileMessageSecureReader*. These two endpoints shall be present in compliant implementations of this specification. These endpoints are used to write and read the builtin *ParticipantVolatileMessageSecure* Topic, and shall have the *TopicSecurityAttributes* and *EndpointSecurityAttributes* set as specified in the tables below.

DDSSEC11-16 AccessControl behavior does not show check local datawriter/reader ...

Table 16 – ParticipantVolatileMessageSecure Topic Security Attributes

<u>Attribute</u>	<u>Value</u>
<u>is read protected</u>	<u>false</u>
<u>is write protected</u>	<u>false</u>
<u>is discovery protected</u>	<u>false</u>
<u>is liveliness protected</u>	<u>false</u>

Table 17 – ParticipantVolatileMessageSecure Endpoint Security Attributes (Reader and Writer)

<u>Attribute</u>	<u>Value</u>
<u>is read protected</u>	<u>false</u>
<u>is write protected</u>	<u>false</u>
<u>is discovery protected</u>	<u>false</u>
<u>is liveliness protected</u>	<u>false</u>
<u>is submessage protected</u>	<u>true</u>
<u>is payload protected</u>	<u>false</u>
<u>is key protected</u>	<u>false</u>

The *BuiltinParticipantVolatileMessageSecureWriter* is an RTPS Reliable StatefulWriter (see sub clause 8.4.9.2 of the DDS Interoperability Wire Protocol [2]). The DDS DataWriter Qos associated with the DataWriter shall be as defined in the table below. Any policies that are not shown in the table shall be set corresponding to the DDS defaults.

Deleted: Message

Deleted: .

Deleted: EndpointSecurityAttributes and

Formatted: Table caption, Don't keep with next, Don't keep lines together

Deleted: 1717171716

Deleted: Endpoint Security Attributes

Deleted: access

DDSSEC11-16 AccessControl behavior does not show check_local_datawriter/reader ...]

Table 18.– Non-default Qos policies for BuiltinParticipantVolatileMessageSecureWriter

DataWriter Qos policy	Policy Value
RELIABILITY	kind= RELIABLE
HISTORY	kind= KEEP_ALL
DURABILITY	kind= VOLATILE

The *BuiltinParticipantVolatileMessageSecureReader* is an RTPS Reliable StatefulReader (see sub clause 8.4.11.2 of the DDS Interoperability Wire Protocol [2]). The DDS *DataReader* Qos associated with the *DataReader* shall be as defined in the table below. Any policies that are not shown in the table shall be set corresponding to the DDS defaults.

Table 19.– Non-default Qos policies for BuiltinParticipantVolatileMessageSecureReader

DataReader Qos policy	Policy Value
RELIABILITY	kind= RELIABLE
HISTORY	kind= KEEP_ALL
DURABILITY	kind= VOLATILE

DDSSEC11-85 Additional typos/inconsistencies]

The data type associated with these endpoints is *ParticipantVolatileMessageSecure*, defined as:

```
typedef ParticipantVolatileMessageSecure ParticipantGenericMessage;
```

The RTPS *EntityId_t* associated with the *BuiltinParticipantVolatileMessageSecureWriter* and *BuiltinParticipantVolatileMessageSecureReader* shall be as specified in 7.4.5.

7.4.4.3 Contents of the ParticipantVolatileMessageSecure.

DDSSEC11-85 Additional typos/inconsistencies]

The *ParticipantVolatileMessageSecure* is intended as a holder of secure information that is sent point-to-point from a *DomainParticipant* to another.

DDSSEC11-88 Replace use of BuiltinTopicKey_t with GUID_t ...]

The *destination_participant_guid* shall contain either the value *GUID_UNKNOWN* (see sub clause 9.3.1.5 of the DDS Interoperability Wire Protocol [2]) or else the *GUID_t* of the destination *DomainParticipant*.

DDSSEC11-85 Additional typos/inconsistencies]

The *message_identity* uniquely identifies each individual *ParticipantVolatileMessageSecure*:

Deleted: 1818181817

Formatted: Table caption, Don't keep with next

Deleted: 1919191918

Formatted: Table caption

Deleted: Message

Deleted: Message

Deleted: Message

Deleted: Message

Deleted: destination_participant_key

Deleted: BuiltinTopicKey_t

Deleted: Message

- The *source_guid* field within the *message_identity* shall be set to match the *GUID t* of the *BuiltinParticipantVolatileMessageSecureWriter* that writes the message.
- The *sequence_number* field within the *message_identity* shall start with the value set to one and be incremented for each different message sent by the *BuiltinParticipantVolatileMessageSecureWriter*.

Deleted: BuiltinTopicKey_t

The *related_message_identity* uniquely identifies another *ParticipantVolatileMessageSecure*, that is related to the message being processed. It shall be set to either the tuple {*GUID_UNKNOWN, 0*} if the message is not related to any other message, or else set to match the *message_identity* of the related *ParticipantVolatileMessageSecure*.

Deleted: Message

Deleted: Message

The contents *message_data* depend on the value of the *message_class_id* and are defined in this specification in the sub clause that introduces each one of the defined values of the *GenericMessageClassId*, see 7.4.4.5.

7.4.4.4 Destination of the *ParticipantVolatileMessageSecure*

Deleted: Message

DDSSEC11-85 Additional typos/inconsistencies

DDSSEC11-88 Replace use of BuiltinTopicKey t with GUID t ...

If the *destination_participant_guid* member is not set to *GUID_UNKNOWN*, the message written is intended only for the *BuiltinParticipantVolatileMessageSecureReader* belonging to the *DomainParticipant* with a matching *ParticipantKey*.

Deleted: destination_participant_key

This is equivalent to saying that the *BuiltinParticipantVolatileMessageSecureReader* has an implied content filter with the logical expression:

“*destination_participant_guid* == *GUID_UNKNOWN*”

Deleted: destination_participant_key

|| *destination_participant_guid* == *BuiltinParticipantVolatileMessageSecureReader.participant_guid*”

Deleted: destination_participant_key

Deleted:

Deleted:

Deleted: participant_key

Implementations of the specification can use this content filter or some other mechanism as long as the resulting behavior is equivalent to having this filter.

DDSSEC11-88 Replace use of BuiltinTopicKey t with GUID t ...

If the *destination_endpoint_guid* member is not set to *GUID_UNKNOWN* the message written targets a specific endpoint within the destination *DomainParticipant*. The targeted endpoint is the one whose *EndpointKey* (*DataWriter* or *DataReader GUID t*) matches the *destination_endpoint_guid*. This attribute provides a mechanism to specify finer granularity on the intended recipient of a message beyond the granularity provided by the *destination_participant_guid*.

Deleted: destination_endpoint_key

Deleted: BuiltinTopic_t

Deleted: destination_endpoint_key

Deleted: destination_participant_key

7.4.4.5 Reserved values of *ParticipantVolatileMessageSecureGenericMessageClassId*

Deleted: Message

DDSSEC11-85 Additional typos/inconsistencies

This specification, including future versions of this specification reserves *GenericMessageClassId* values that start with the prefix “*dds.sec.*” (without the quotes).

The specification defines and uses the following specific values for the *GenericMessageClassId*:

```
#define GMCLASSID_SECURITY_PARTICIPANT_CRYPTO_TOKENS \
    "dds.sec.participant_crypto_tokens"
#define GMCLASSID_SECURITY_DATAWRITER_CRYPTO_TOKENS \
```

```

"dds.sec.datawriter_crypto_tokens"
#define GMCLASSID_SECURITY_DATAREADER_CRYPTOTOKENS \
"dds.sec.datareader_crypto_tokens"

```

Additional values of the *GenericMessageClassId* may be defined with each plugin implementation.

7.4.4.6 Format of data within ParticipantVolatileMessageSecure

DDSSEC11-85 Additional typos/inconsistencies

Each value for the *GenericMessageClassId* uses different schema to store data within the generic attributes in the *message_data*.

7.4.4.6.1 Data for message class GMCLASS_SECURITY_PARTICIPANT_CRYPTOTOKENS

If *GenericMessageClassId* is *GMCLASSID_SECURITY_PARTICIPANT_CRYPTOTOKENS*, the *message_data* attribute shall contain the *ParticipantCryptoTokenSeq*.

This message is intended to send cryptographic material from one *DomainParticipant* to another when the cryptographic material applies to the whole *DomainParticipant* and not a specific *DataReader* or *DataWriter* within.

The concrete contents of the *ParticipantCryptoTokenSeq* shall be defined by the Cryptographic Plugin (*CryptoKeyFactory*).

DDSSEC11-88 Replace use of BuiltinTopicKey_t with GUID_t ...

The *destination_participant_guid* shall be set to the *GUID_t* of the destination *DomainParticipant*.

The *destination_endpoint_guid* shall be set to *GUID_UNKNOWN*. This indicates that there is no specific endpoint targeted by this message: It is intended for the whole *DomainParticipant*.

The *source_endpoint_guid* shall be set to *GUID_UNKNOWN*.

7.4.4.6.2 Data for message class GMCLASSID_SECURITY_DATAWRITER_CRYPTOTOKENS

If *GenericMessageClassId* is *GMCLASSID_SECURITY_DATAWRITER_CRYPTOTOKENS*, the *message_data* shall contain the *DataWriterCryptoTokenSeq*.

This message is intended to send cryptographic material from one *DataWriter* to a *DataReader* whom it wishes to send information to. The cryptographic material applies to a specific ‘sending’ *DataWriter* and it is constructed for a specific ‘receiving’ *DataReader*. This may be used to send the crypto keys used by a *DataWriter* to encrypt data and sign the data it sends to a *DataReader*.

The concrete contents of the *DataWriterCryptoTokenSeq* shall be defined by the Cryptographic Plugin (*CryptoKeyFactory*).

DDSSEC11-88 Replace use of BuiltinTopicKey_t with GUID_t ...

The *destination_endpoint_guid* shall be set to the *GUID_t* of the *DataReader* that should receive the *CryptoToken* values in the message.

The *source_endpoint_guid* shall be set to the *GUID_t* of the *DataWriter* that will be using the *CryptoToken* values to encode the data it sends to the *DataReader*.

Deleted: Message

Deleted: destination_participant_key

Deleted: BuiltinTopicKey_t

Deleted: destination_endpoint_key

Deleted: source_endpoint_key

Deleted: destination_endpoint_key

Deleted: BuiltinTopicKey_t

Deleted: source_endpoint_key

Deleted: BuiltinTopicKey_t

7.4.4.6.3 Data for message class GMCLASSID_SECURITY_DATAREADER_CRYPTOTOKENS

If `GenericMessageClassId` is `GMCLASSID_SECURITY_DATAWRITER_CRYPTOTOKENS`, the `message_data` attribute shall contain the `DataReaderCryptoTokenSeq`.

This message is intended to send cryptographic material from one `DataReader` to a `DataWriter` whom it wishes to send information to. The cryptographic material applies to a specific ‘sending’ `DataReader` and it is constructed for a specific ‘receiving’ `DataWriter`. This may be used to send the crypto keys used by a `DataReader` to encrypt data and sign the ACKNACK messages it sends to a `DataWriter`.

The concrete contents of the `DataReaderCryptoTokenSeq` shall be defined by the Cryptographic Plugin (`CryptoKeyFactory`).

DDSSEC11-88 Replace use of BuiltinTopicKey_t with GUID_t ...]

The [destination_endpoint_guid](#) shall be set to the [GUID_t](#) of the `DataWriter` that should receive the `CryptoToken` values in the message.

The [source_endpoint_guid](#) shall be set to the [GUID_t](#) of the `DataReader` that will be using the `CryptoToken` values to encode the data it sends to the `DataWriter`.

Deleted: `destination_endpoint_key`

Deleted: `BuiltinTopicKey_t`

Deleted: `source_endpoint_key`

Deleted: `BuiltinTopicKey_t`

7.4.5 Definition of the “Builtin Secure Endpoints”

DDSSEC11-44 Denial of Service Attack to DDS Security Participants by Injecting...]

The complete list of builtin Endpoints that are protected by the security mechanism introduced in the DDS Security specification is: [SPDPbuiltinParticipantsSecureWriter](#), [SPDPbuiltinParticipantsSecureReader](#), [SEDPbuiltinPublicationsSecureWriter](#), [SEDPbuiltinPublicationsSecureReader](#), [SEDPbuiltinSubscriptionsSecureWriter](#), [SEDPbuiltinSubscriptionsSecureReader](#), [BuiltinParticipantMessageSecureWriter](#), [BuiltinParticipantMessageSecureReader](#), [BuiltinParticipantVolatileMessageSecureWriter](#), and [BuiltinParticipantVolatileMessageSecureReader](#).

This list shall be referred to as the **builtin secure endpoints**.

DDSSEC11-137 Missing Mechanism for Detecting Incompatibilities in ParticipantSecurityA...]

7.4.6 Definition of the “Builtin Secure Discovery Endpoints”

The “builtin secure discovery endpoints” is the subset the builtin secure endpoints that are used for discovery. They are: [SPDPbuiltinParticipantsSecureWriter](#), [SPDPbuiltinParticipantsSecureReader](#), [SEDPbuiltinPublicationsSecureWriter](#), [SEDPbuiltinPublicationsSecureReader](#), [SEDPbuiltinSubscriptionsSecureWriter](#), and [SEDPbuiltinSubscriptionsSecureReader](#).

This list shall be referred to as the **builtin secure discovery endpoints**.

7.4.7 Definition of the “Builtin Secure Liveliness Endpoints”

The “builtin secure liveliness endpoints” is the subset the builtin secure endpoints that are used for managing automatic liveliness. They are: [BuiltinParticipantMessageSecureWriter](#) and [BuiltinParticipantMessageSecureReader](#).

This list shall be referred to as the **builtin secure liveliness endpoints**.

DDSSSEC11-94 Unify treatment of builtin endpoints with that of regular endpoints

7.4.8 Securing the “Builtin Secure Endpoints”

As with application defined Topics, the middleware shall call the operations `get_datawriter_sec_attributes` and `get_datareader_sec_attributes` on the `AccessControl` interface to obtain the `EndpointSecurityAttributes` associated with `DataReader` and `DataWriter` entities on all the “Builtin Secure Endpoints”. The specific values of the `EndpointSecurityAttributes` shall be as shown in the Table below:

Table 20 – EndpointSecurityAttributes for all “Builtin Security Endpoints”

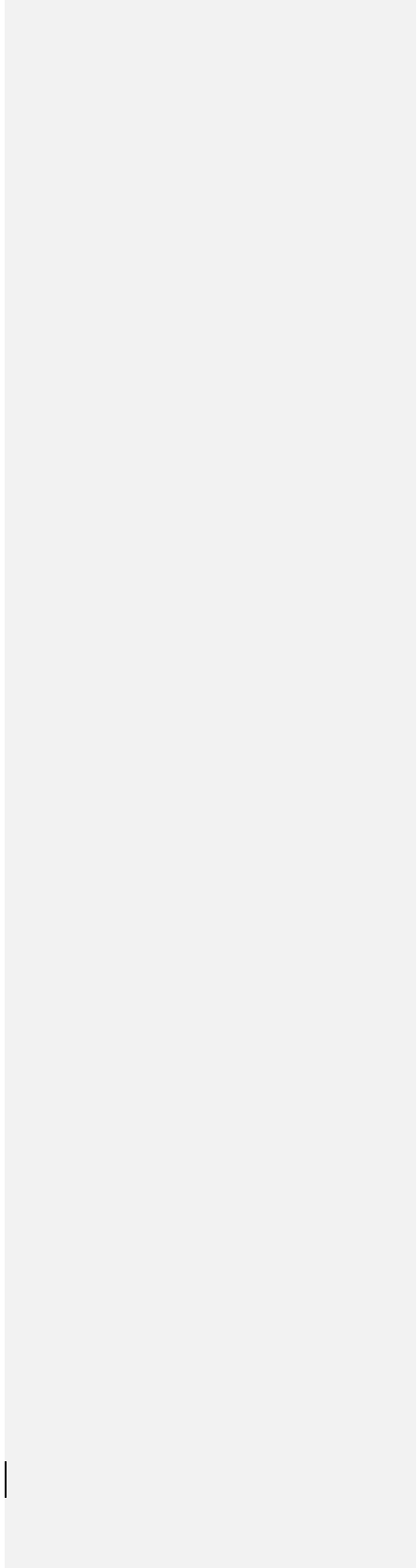
<u>Attribute</u>	<u>DCPSParticipantSecure, DCPSPublicationsSecure, DCPSSubscriptionsSecure</u>	<u>DCPSParticipantMessageSecure</u>	<u>DCPSParticipantStatelessMessage</u>	<u>DCPSParticipantVolatileMessageSecure</u>
<u>is_read_protected</u>	false	false	false	false
<u>is_write_protected</u>	false	false	false	false
<u>is_discovery_protected</u>	N/A	N/A	N/A	N/A
<u>is_liveliness_protected</u>	N/A	N/A	N/A	N/A
<u>is_subscription_protected</u>	Set to match <code>ParticipantSecurityAttributes</code> <u>is_discovery_protected</u>	Set to match <code>ParticipantSecurityAttributes</code> <u>is_liveliness_protected</u>	false	true
<u>is_payload_protected</u>	false	false	false	false
<u>is_key_protected</u>	false	false	false	false

The **false** settings for the `is_read_protected` and `is_write_protected` indicate that these secure builtin endpoints are not protected by the same `AccessControl` mechanisms as the regular endpoints (i.e. the `AccessControl` plugin is not called). However they are still protected by the access control mechanism imposed by the `DomainParticipant`. That is, if `ParticipantSecurityAttributes` member `is_access_protected` is **true**, then access to the secure builtin topics is protected.

For a description of the `ParticipantSecurityAttributes`, see clause 8.4.2.4.

Deleted: returned by the AccessControl plugin

Deleted: builtin



8 Plugin Architecture

8.1 Introduction

8.1.1 Service Plugin Interface Overview

There are five plugin SPIs: Authentication, Access-Control, Cryptographic, Logging, and Data Tagging.

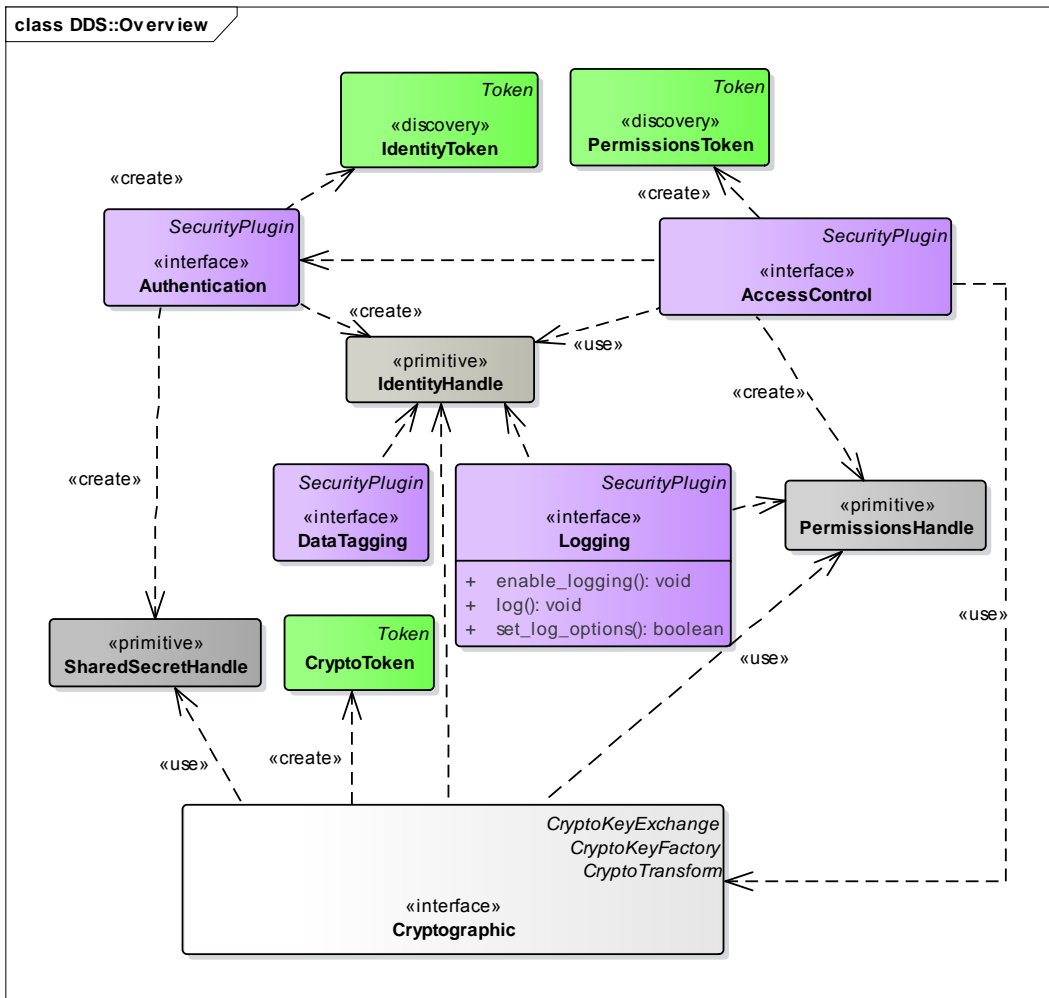


Figure 7 – Plugin Architecture Model

The responsibilities and interactions between these Service Plugins are summarized in the table below and detailed in the sections that follow.

Formatted: Table caption, Don't keep with next, Don't keep lines together

Deleted: 2121212019

Table 21 – Purpose of each Security Plugin

<i>Service Plugin</i>	<i>Purpose</i>	<i>Interactions</i>
Authentication	Authenticate the principal that is joining a DDS Domain. Support mutual authentication between participants and establish a shared secret.	The principal may be an application/process or the user associated with that application or process.
AccessControl	Decide whether a principal is allowed to perform a protected operation.	Protected operations include joining a specific DDS domain, creating a Topic, reading a Topic, writing a Topic, etc.
Cryptography	Generate keys. Perform Key Exchange. Perform the encryption and decryption operations. Compute digests, compute and verify Message Authentication Codes. Sign and verify signatures of messages.	This plugin implements 3 complementary interfaces: CryptoKeyFactory, CryptoKeyExchange, and CryptoTransform.
Logging	Log all security relevant events.	This plugin is accessible to all other plugins such that they can log the relevant events.
DataTagging	Add a data tag for each data sample.	

8.1.2 Plugin Instantiation

The Security Plugins shall be configurable separately for each `DomainParticipant` even when multiple `DomainParticipants` are constructed within the same Operating System Process and share the same Address Space.

A collection of the 5 SPIs intended to be used with the same `DomainParticipant` is referred to as a DDS-Security Plugin Suite.

The mechanism used to instantiate the security Service Plugins and associate them with each `DomainParticipant` is not defined by the DDS-Security specification.

Implementations of this specification may use vendor-specific configurations to facilitate linking the Plugin Suite, including providing dynamic loading and linking facilities as well as initializing the Plugin Suite.

Likewise implementations of this specification may use vendor-specific configurations to bind a Plugin Suite to the `DomainParticipant`. However it is required for the Plugin Suite to be initialized and bound by the time the `DomainParticipant` is enabled. Therefore this process shall complete either during the `DomainParticipantFactory create_domain_participant` or else during the `DomainParticipant enable` operations defined in [1]. Note that some of the Plugin Suite Authentication and AccessControl operations shall also be called during `create_domain_participant` or during `enable`.

8.2 Common Types

8.2.1 Security Exception

`SecurityException` is a data type used to hold error information. `SecurityException` objects are potentially returned from many of the calls in the Security plugins. They are used to return an error code and message.

[\[DDSSEC11-15 SecurityExceptionCode is undefined\]](#)

Table 22 – `SecurityException` class

<code>SecurityException</code>	
Attributes	
<code>message</code>	<code>String</code>
<code>code</code>	<code>long</code>
<code>minor code</code>	<code>long</code>

Deleted: 222222120

Formatted: Table caption, Don't keep with next, Don't keep lines together

Deleted: SecurityExceptionCode

Deleted: message

Deleted: ¶

Page Break

8.3 Authentication Plugin

The Authentication Plugin SPI defines the types and operations necessary to support the authentication of DDS `DomainParticipants`.

8.3.1 Background (Non-Normative)

Without the security enhancements, any DDS `DomainParticipant` is allowed to join a DDS `Domain` without authenticating. However, in the case of a secure DDS system, every DDS participant will be required to authenticate to avoid data contamination from unauthenticated participants.

The DDS protocol uses its native discovery mechanism to detect when participants enter the DDS `Domain`.

The discovery mechanism that registers participants with the DDS middleware is enhanced with an authentication protocol. For protected DDS `Domains` a `DomainParticipant` that enables the authentication plugin will only communicate with another `DomainParticipant` that has the authentication plugin enabled.

The plugin SPI is designed to support multiple implementations with varying numbers of message exchanges. The message exchanges may be used by two `DomainParticipant` entities to challenge each other so that their identity can be authenticated. Often a shared secret is also derived from a successful authentication message exchange. The shared secret can be used to exchange cryptographic material in support of encryption and message authentication.

8.3.2 Authentication Plugin Model

The Authentication Plugin model is presented in the figure below.

IDSSEC11-82 OCSF stapling to enhance certificate status checking during handshake

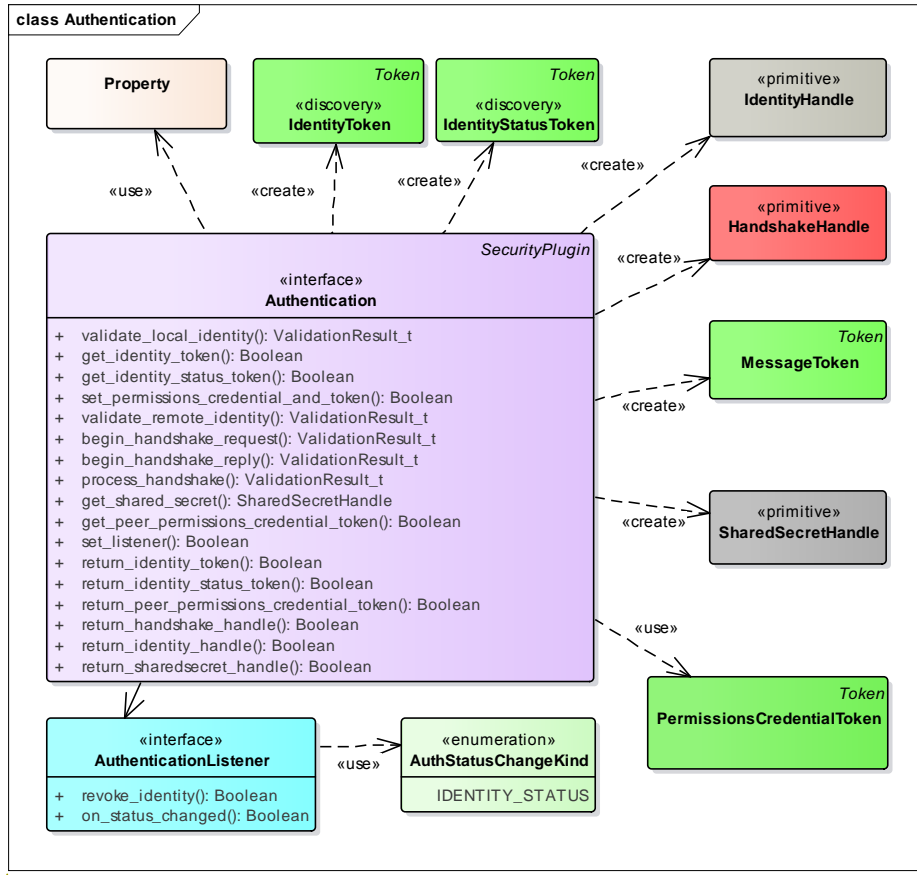


Figure 8 – Authentication plugin model

8.3.2.1 IdentityToken

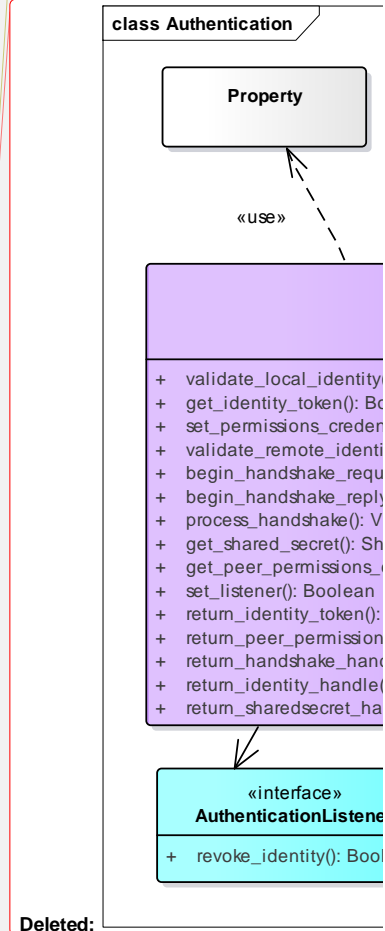
An IdentityToken contains summary information on the identity of a DomainParticipant in a manner that can be externalized and propagated via DDS discovery. The specific content of the IdentityToken shall be defined by each Authentication plugin specialization. The intent is to provide only summary information on the permissions or derived information such as a hash.

IDSSEC11-82 OCSF stapling to enhance certificate status checking during handshake

8.3.2.2 IdentityStatusToken

An IdentityStatusToken contains authentication information of a DomainParticipant in a manner that can be externalized and propagated via the *DCSPParticipantSecure* builtin Topic. The

Formatted: Font: (Default) Times New Roman, 12 pt, Not Bold



Deleted:

specific content of the IdentityStatusToken shall be defined by each Authentication plugin. The intent is to provide a mechanism that can be used to securely send information to other participants that are already mutually authenticated. It could be used, for example, to provide an updated certificate in case the current one has expired.

The information shall be retrieved from the Authentication plugin by calling the operation `get_identity_status_token`. And included in the `DCPSParticipantSecure` builtin Topic. The Authentication plugin can use the operation `on_status_changed` on the `AuthenticationListener` to notify that there is an updated IdentityStatusToken.

8.3.2.3 IdentityHandle

An IdentityHandle is an opaque local reference to internal state within the Authentication plugin, which uniquely identifies a DomainParticipant. It is understood only by the Authentication plugin and references the authentication state of the DomainParticipant. This object is returned by the Authentication plugin as part of the validation of the identity of a DomainParticipant and is used whenever a client of the Authentication plugin needs to refer to the identity of a previously identified DomainParticipant.

8.3.2.4 HandshakeHandle

A HandshakeHandle is an opaque local reference used to refer to the internal state of a possible mutual authentication or handshake protocol.

[IDDSSEC11-43 Non Recoverable Communication After Asymmetric Liveliness Loss](#)

8.3.2.5 AuthRequestMessageToken

The AuthRequestMessageToken encodes plugin-specific information that the Authentication plugins associated with two DomainParticipant entities exchange to bootstrap the mutual authentication handshake. The AuthRequestMessageToken is understood only by the AuthenticationPlugin implementations on either side of the handshake. The AuthRequestMessageToken is sent and received by the DDS implementation under the direction of the AuthenticationPlugins.

The AuthRequestMessageToken has `class id` set to `GMCLASSID_SECURITY_AUTH_REQUEST` (see 7.4.3.5).

8.3.2.6 HandshakeMessageToken

A HandshakeMessageToken encodes plugin-specific information that the Authentication plugins associated with two DomainParticipant entities exchange as part of the mutual authentication handshake. The HandshakeMessageToken is understood only by the AuthenticationPlugin implementations on either side of the handshake. The HandshakeMessageToken is sent and received by the DDS implementation under the direction of the AuthenticationPlugins.

[IDDSSEC11-43 Non Recoverable Communication After Asymmetric Liveliness Loss](#)

The HandshakeMessageToken has `class id` set to `GMCLASSID_SECURITY_AUTH_HANDSHAKE` (see 7.4.3.5).

Deleted: The mechanism used to communicate to the Authentication plugin the updates received from an authenticated DomainParticipant over the `DCPSParticipantSecure` builtin Topic is currently not specified.¶

8.3.2.7 AuthenticatedPeerCredentialToken

An `AuthenticatedPeerCredentialToken` encodes plugin-specific information that the `Authentication` plugin obtains from a remote `DomainParticipant` during the authentication process that is of interest to the `AccessControlPlugin`. This information is accessible via the operation `get_authenticated_peer_credential_token`.

8.3.2.8 SharedSecretHandle

A `SharedSecretHandle` is an opaque local reference to internal state within the `AuthenticationPlugin` containing a secret that is shared between the `AuthenticationPlugin` implementation and the peer `AuthenticationPlugin` implementation associated with a remote `DomainParticipant`. It is understood only by the two `AuthenticationPlugin` implementations that share the secret. The shared secret is used to encode Tokens, such as the `CryptoToken`, such that they can be exchanged between the two `DomainParticipants` in a secure manner.

8.3.2.9 Authentication

This interface is the starting point for all the security mechanisms. When a `DomainParticipant` is either locally created or discovered, it needs to be authenticated in order to be able to communicate in a DDS Domain.

The interaction between the DDS implementation and the `Authentication` plugin has been designed in a flexible manner so it is possible to support various authentication mechanisms, including those that require a handshake and/or perform mutual authentication between participants. It also supports establishing a shared secret. This interaction is described in the state machine illustrated in the figure below.

[IDSSEC11-31 Wrong ValidationResult t VALIDATION OK WITH FINAL ...\]](#)

[IDSSEC11-41 Correct Figure 9 to match description of the authentication protocol\]](#)

[IDSSEC11-43 Non Recoverable Communication After Asymmetric Liveliness Loss\]](#)

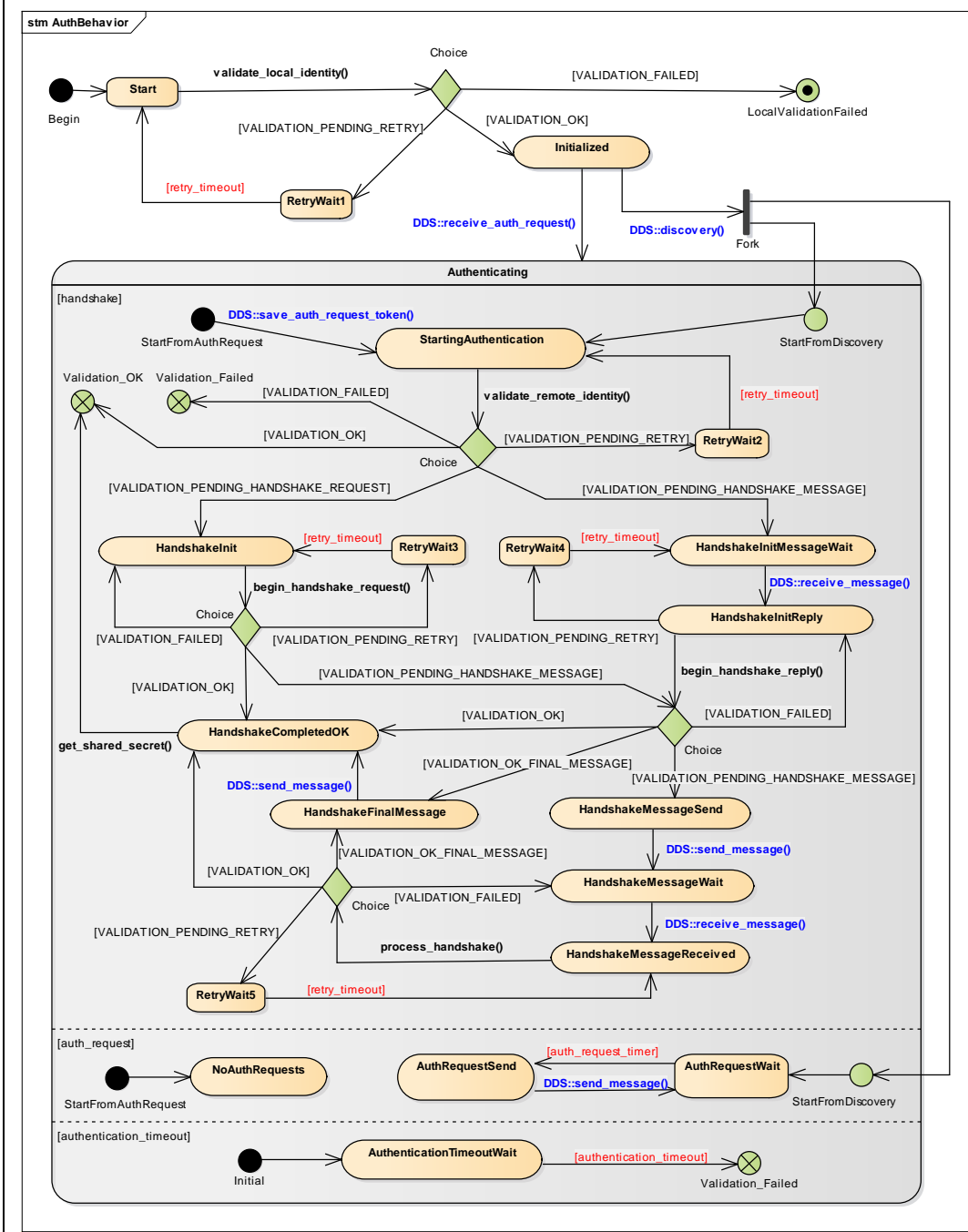
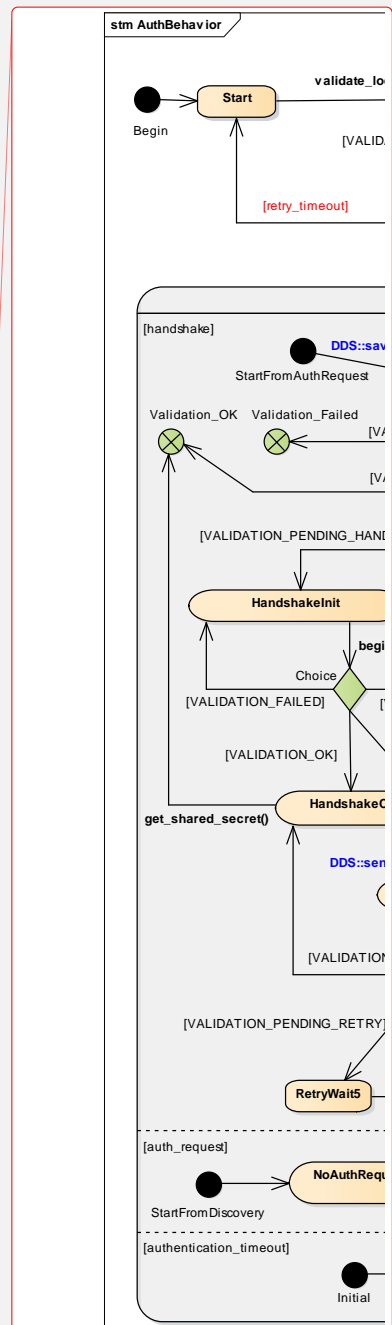
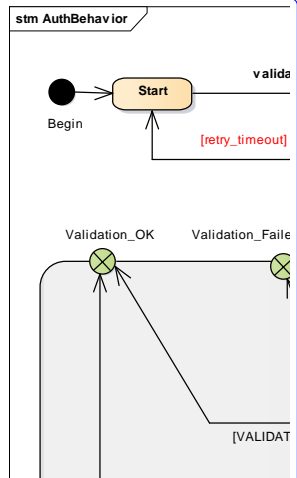


Figure 9 – Authentication plugin interaction state machine



Deleted:
Formatted: Font: (Default) Times New Roman, 12 pt, Not Bold



8.3.2.9.1 Reliability of the Authentication Handshake

[IDDSSEC11-43 Non Recoverable Communication After Asymmetric Liveliness Loss](#)

In order to be sufficiently robust to avert sequence number attacks (7.4.3.1), the Authentication Handshake uses the *BuiltinParticipantStatelessMessageWriter* and *BuiltinParticipantStatelessMessageReader* endpoints (7.4.3) with `GenericMessageClassId` set to [GMCLASSID_SECURITY_AUTH_REQUEST](#) or [GMCLASSID_SECURITY_AUTH_HANDSHAKE](#) (7.4.3.5). These stateless endpoints send messages best-effort without paying attention to any sequence number information to remove duplicates or attempt ordered delivery. Despite this, the Authentication Handshake needs to be able to withstand the message loss that may occur on the network.

In order to operate robustly in the presence of message loss and sequence number attacks DDS Security implementations shall follow the rules below:

1. The DDS security implementation shall pass to the `AuthenticationPlugin` any message received by the *BuiltinParticipantStatelessMessageReader* that has a `GenericMessageClassId` set to [GMCLASSID_SECURITY_AUTH_REQUEST](#) or [GMCLASSID_SECURITY_AUTH_HANDSHAKE](#).
2. Any time the state-machine indicates that a message shall be sent using the *BuiltinParticipantStatelessMessageWriter* and a reply message needs to be received by the *BuiltinParticipantStatelessMessageReader*, the DDS implementation shall cache the message that was sent and set a timer. If a correct reply message is not received when the timer expires, the state-machine shall send the same message again. This process shall be repeated multiple times until a correct message is received.
3. Whenever a message is sent using the *BuiltinParticipantStatelessMessageWriter*, a reply message is received by the *BuiltinParticipantStatelessMessageReader*. The reply is then passed to the `AuthenticationPlugin`. If the plugin operation returns `VALIDATION_NOT_OK`, the implementation transitions back to the previous state that caused the message to be sent and resends the same message.

Rule #2 makes authentication robust to message loss.

Rule #3 makes authentication robust to an attacker trying to disrupt an authentication exchange by sending bad replies.

Example application of rule #2: Assume the DDS implementation transitioned to the *HandshakeMessageSend* state, sent the message M1 and is now in the *HandshakeMessageWait* state waiting for the reply. If no reply is received within an implementation-specific retry-time, the same message M1 shall be sent again and the process repeated until either a reply is received or an implementation-specific timeout elapses (or a maximum number of retries is reached).

Example application of rule #3: Assume the DDS implementation transitioned to the *HandshakeMessageSend* state, sent the message M2, transitions to *HandshakeMessageWait*, receives the reply, transitions to *HandshakeMessageReceived*, calls `process_handshake()` and the operation returns `VALIDATION_NOT_OK`. In this situation the DDS implementation shall transition back to *HandshakeMessageSend* and resent M2 again.

8.3.2.10 Unauthenticated DomainParticipant entities

The term “Unauthenticated” `DomainParticipant` entity refers to a discovered `DomainParticipant` that cannot be authenticated by the Authentication plugin. This can be either

because they lack support for the Authentication plugin being used, have incompatible plugins, or simply fail the authentication protocol.

8.3.2.11 Authentication plugin interface

The Authentication plugin shall have the operations shown in the table below.

[\[DDSSEC11-46 Add serialized participant data to begin handshake request ...\]](#)

[\[DDSSEC11-88 Replace use of BuiltinTopicKey_t with GUID_t ...\]](#)

[\[DDSSEC11-85 Additional typos/inconsistencies\]](#)

[\[DDSSEC11-82 OCSP stapling to enhance certificate status checking during handshake\]](#)

[\[DDSSEC11-43 Non Recoverable Communication After Asymmetric Liveliness Loss\]](#)

Table 23 – Authentication plugin interface

Authentication		
No Attributes		
Operations		
validate_local_identity		ValidationResult_t
	out: local identity handle	IdentityHandle
	out: adjusted participant guid	GUID_t
	domain id	DomainId_t
	participant qos	DomainParticipantQos
	candidate participant guid	GUID_t
	out: exception	SecurityException
get_identity_token		Boolean
	out: identity_token	IdentityToken
	handle	IdentityHandle
	out: exception	SecurityException
get identity status token		Boolean
	out: identity status token	IdentityStatusToken
	handle	IdentityHandle
	out: exception	SecurityException

Formatted: Table caption

Deleted: 2323232221

Deleted: BuiltinTopicKey_t

Deleted: adjusted_participant_key

Deleted: candidate_participant_key

Deleted: BuiltinTopicKey_t

Deleted: exception

Deleted: exception

Deleted: exception

<u>set_permissions_credential_and_token</u>		<u>Boolean</u>
	handle	IdentityHandle
	permissions_credential_token	PermissionsCredentialToken
	permissions_token	PermissionsToken
	<u>out: exception</u>	SecurityException
validate_remote_identity		ValidationResult_t
	out: remote_identity_handle	IdentityHandle
	<u>out: local_auth_request_token</u>	<u>AuthRequestMessageToken</u>
	<u>remote_auth_request_token</u>	<u>AuthRequestMessageToken</u>
	local_identity_handle	IdentityHandle
	remote_identity_token	IdentityToken
	<u>remote_participant_guid</u>	<u>GUID_t</u>
	out: exception	SecurityException
begin_handshake_request		ValidationResult_t
	out: handshake_handle	HandshakeHandle
	out: handshake_message	HandshakeMessageToken
	initiator_identity_handle	IdentityHandle
	replier_identity_handle	IdentityHandle
	<u>serialized_local_participant_data</u>	<u>octet[]</u>
	out: exception	SecurityException

Deleted: exception

Deleted: remote_participant_key

Deleted: BuiltinTopicKey_t

begin_handshake_reply		ValidationResult_t
	out: handshake_handle	HandshakeHandle
	out: handshake_message_out	HandshakeMessageToken
	handshake_message_in	HandshakeMessageToken
	initiator_identity_handle	IdentityHandle
	replier_identity_handle	IdentityHandle
	<u>serialized local participant data</u>	<u>octet[]</u>
	out: exception	SecurityException
process_handshake		ValidationResult_t
	out: handshake_message_out	HandshakeMessageToken
	handshake_message_in	HandshakeMessageToken
	handshake_handle	HandshakeHandle
	out: exception	SecurityException
get_shared_secret		SharedSecretHandle
	handshake_handle	HandshakeHandle
	out: exception	SecurityException
get_authenticated_peer_credential_token		Boolean
	out: peer_credential_token	AuthenticatedPeerCredentialToken
	handshake_handle	HandshakeHandle
	out: exception	SecurityException
set_listener		Boolean
	listener	AuthenticationListener
	out: exception	SecurityException

return_identity_token		Boolean
	token	IdentityToken
	out: exception	SecurityException
<u>return_identity_status_token</u>		<u>Boolean</u>
	<u>token</u>	<u>IdentityStatusToken</u>
	<u>out: exception</u>	<u>SecurityException</u>
return_authenticated_peer_credential_token		Boolean
	peer_credential_token	AuthenticatedPeerCredentialToken
	out: exception	SecurityException
return_handshake_handle		Boolean
	handshake_handle	HandshakeHandle
	out: exception	SecurityException
return_identity_handle		Boolean
	identity_handle	IdentityHandle
	out: exception	SecurityException
return_sharedsecret_handle		Boolean
	sharedsecret_handle	SharedSecretHandle
	out: exception	SecurityException

8.3.2.11.1 Type: ValidationResult_t

Enumerates the possible return values of the validate_local_identity and validate_remote_identity operations.

Table 24 – Values for ValidationResult_t

ValidationResult_t	
VALIDATION_OK	Indicates the validation has succeeded
VALIDATION_FAILED	Indicates the validation has failed
VALIDATION_PENDING_RETRY	Indicates that validation is still proceeding. The operation shall be retried at a later point in time.

Formatted: Table caption

Deleted: 2424242322

VALIDATION_PENDING_HANDSHAKE_REQUEST	Indicates that validation of the submitted IdentityToken requires sending a handshake message. The DDS Implementation shall call the operation <code>begin_handshake_request</code> and send the HandshakeMessageToken obtained from this call using the BuiltinParticipantMessageWriter with GenericMessageClassId set to GMCLASSID_SECURITY_AUTH_HANDSHAKE.
VALIDATION_PENDING_HANDSHAKE_MESSAGE	Indicates that validation is still pending. The DDS Implementation shall wait for a message on the BuiltinParticipantMessageReader and, once this is received, call <code>process_handshake</code> to pass the information received in that message.
VALIDATION_OK_FINAL_MESSAGE	Indicates that validation has succeeded but the DDS Implementation shall send a final message using the BuiltinParticipantMessageWriter with GenericMessageClassId set to GMCLASSID_SECURITY_AUTH_HANDSHAKE.

8.3.2.11.2 Operation: `validate_local_identity`

Validates the identity of the local DomainParticipant. The operation returns as an output parameter the IdentityHandle, which can be used to locally identify the local Participant to the Authentication Plugin.

DDSSEC11-88 Replace use of BuiltinTopicKey_t with GUID_t ...

In addition to validating the identity, this operation also returns the DomainParticipant GUID_t that shall be used by the DDS implementation to uniquely identify the DomainParticipant on the network.

This operation shall be called before the DomainParticipant is enabled. It shall be called either by the implementation of DomainParticipantFactory `create_domain_participant` or `DomainParticipant enable` [1].

If an error occurs, this method shall return VALIDATION_FAILED and fill the SecurityException.

The method shall return either VALIDATION_OK if the validation succeeds, or VALIDATION_FAILED if it fails, or VALIDATION_PENDING_RETRY if the verification has not finished.

If VALIDATION_PENDING_RETRY has been returned, the operation shall be called again after a configurable delay to check the status of verification. This shall continue until the operation returns either VALIDATION_OK (if the validation succeeds), or VALIDATION_FAILED. This approach allows non-blocking interactions with services whose verification may require invoking remote services.

Parameter (out) local_identity_handle: A handle that can be used to locally refer to the Authenticated Participant in subsequent interactions with the Authentication plugin. The nature of the handle is specific to each Authentication plugin implementation. The handle will only be meaningful if the operation returns VALIDATION_OK.

Deleted: BuiltinTopicKey_t

DDSSEC11-88 Replace use of BuiltinTopicKey_t with GUID_t ...]

DDSSEC11-85 Additional typos/inconsistencies]

Parameter (out) adjusted_participant_guid: The GUID_t that the DDS implementation shall use to uniquely identify the DomainParticipant on the network. The returned adjusted_participant_guid shall be the one that eventually appears in the participant_guid attribute of the ParticipantBuiltinTopicData sent via discovery.

Deleted: adjusted_participant_key

Deleted: BuiltinTopicKey_t

Deleted: adjusted_participant_key

Deleted: participant_key

Parameter domain_id: The DDS Domain Id of the DomainParticipant.

Parameter participant_qos: The DomainParticipantQos of the DomainParticipant.

Parameter candidate_participant_guid: The GUID_t that the DDS implementation would have used to uniquely identify the DomainParticipant if the Security plugins were not enabled.

Deleted: candidate_participant_key

Deleted: BuiltinTopicKey_t

Parameter exception: A SecurityException object.

Return: The operation shall return

- VALIDATION_OK if the validation was successful.
- VALIDATION_FAILED if it failed.
- VALIDATION_PENDING_RETRY if verification has not completed and the operation should be retried later.

8.3.2.11.3 Operation: validate_remote_identity

Initiates the process of validating the identity of the discovered remote DomainParticipant, represented as an IdentityToken object. The operation returns the ValidationResult_t indicating whether the validation succeeded, failed, or is pending a handshake. If the validation succeeds, an IdentityHandle object is returned, which can be used to locally identify the remote DomainParticipant to the Authentication plugin.

If the validation can be performed with the information passed and succeeds, the operation shall return VALIDATION_OK. If it can be performed with the information passed and it fails, it shall return VALIDATION_FAILED.

The validation of a remote participant might require the remote participant to perform a handshake. In this situation, the validate_remote_identity operation shall return VALIDATION_PENDING_HANDSHAKE_REQUEST or VALIDATION_PENDING_HANDSHAKE_MESSAGE.

If the operation returns VALIDATION_PENDING_HANDSHAKE_REQUEST, then the DDS implementation shall call the operation begin_handshake_request to continue the validation process.

DDSSEC11-85 Additional typos/inconsistencies]

If the operation returns VALIDATION_PENDING_HANDSHAKE_MESSAGE, then the DDS implementation shall wait until it receives a ParticipantStatelessMessage from the remote participant identified by the remote_participant_guid using the contents described in 8.3.2.11.5 and then call the operation begin_handshake_reply.

Deleted: remote_participant_key

Deleted: 8.3.2.11.58.3.2.11.58.3.2.11.58.3.2.11.58.3.2.9.5

If an error occurs, this method shall return `VALIDATION_FAILED` and fill the `SecurityException`.

[\[DDSSEC11-21 - Normative IDL does not match the documentation ...\]](#)

Parameter (out) `remote_identity_handle`: A handle that can be used to locally refer to the remote Authenticated Participant in subsequent interactions with the `AuthenticationPlugin`. The nature of the `remote_identity_handle` is specific to each `AuthenticationPlugin` implementation. The handle will only be provided if the operation returns something other than `VALIDATION_FAILED`.

Moved (insertion) [2]

[\[DDSSEC11-43 Non Recoverable Communication After Asymmetric Liveliness Loss\]](#)

Parameter (out) `local_auth_request_token`: An `AuthRequestMessageToken` to be sent using the `BuiltinParticipantStatelessMessageWriter`. The contents shall be specified by each plugin implementation. If the returned token is `TokenNIL` (see [7.2.4.3](#)), the `AuthRequestMessageToken` shall not be sent.

Parameter `remote_auth_request_token`: The `AuthRequestMessageToken` received from the remote `DomainParticipant` that caused the authentication to begin. This token shall be `NIL` if the authentication was not initiated by the reception of an `AuthRequestMessageToken`.

Parameter `remote_identity_token`: A token received as part of `ParticipantBuiltinTopicData`, representing the identity of the remote `DomainParticipant`.

Parameter `local_identity_handle`: A handle to the local `DomainParticipant` requesting the remote participant to be validated. The local handle shall be the result of an earlier call to `validate_local_identity`.

Moved up [2]: Parameter (out) `remote_identity_handle`: A handle that can be used to locally refer to the remote Authenticated Participant in subsequent interactions with the `AuthenticationPlugin`. The nature of the `remote_identity_handle` is specific to each `AuthenticationPlugin` implementation. The handle will only be provided if the operation returns something other than `VALIDATION_FAILED`.

[\[DDSSEC11-88 Replace use of BuiltinTopicKey t with GUID t ...\]](#)

Parameter `remote_participant_guid`: `GUID t` uniquely identifying the remote participant.

Parameter exception: A `SecurityException` object.

Deleted: key

Deleted: `BuiltinTopicKey_t`

[\[DDSSEC11-85 Additional typos/inconsistencies\]](#)

Return: The operation shall return:

- `VALIDATION_OK` if the validation was successful.
- `VALIDATION_FAILED` if it failed.
- `VALIDATION_PENDING_HANDSHAKE_REQUEST` if validation has not completed. If this is returned, the DDS implementation shall call `begin_handshake_request`, to continue the validation.
- `VALIDATION_PENDING_HANDSHAKE_MESSAGE` if validation has not completed. If this is returned, the DDS implementation shall wait for a message on the `BuiltinParticipantMessageReader` with the `message_identity` containing a `source_guid` that matches the `remote_participant_guid` and a `message_class_id` set to `GMCLASSID_SECURITY_AUTH_HANDSHAKE`.
- `VALIDATION_PENDING_RETRY` if the validation has not completed. If this is returned, the operation should be called again at a later point in time to check the validation status.

Deleted: `remote_participant_key`

8.3.2.11.4 Operation: `begin_handshake_request`

This operation is used to initiate a handshake. It shall be called by the DDS middleware solely as a result of having a previous call to `validate_remote_identity` returning `VALIDATION_PENDING_HANDSHAKE_REQUEST`.

This operation returns a `HandshakeMessageToken` that shall be used to send a handshake to the remote participant identified by the *replier_identity_handle*.

The contents of the `HandshakeMessageToken` are specified by the plugin implementation.

If an error occurs, this method shall return `VALIDATION_FAILED` and fill the `SecurityException`.

Parameter (out) `handshake_handle`: A handle returned by the `Authentication` plugin used to keep the state of the handshake. It is passed to other operations in the `Authentication` plugin.

Parameter (out) `handshake_message_token`: A `HandshakeMessageToken` to be sent using the *BuiltinParticipantMessageWriter*. The contents shall be specified by each plugin implementation.

Parameter `initiator_identity_handle`: Handle to the local participant that originated the handshake.

Parameter `replier_identity_handle`: Handle to the remote participant whose identity is being validated.

DDSSEC11-46 Add serialized participant data to begin handshake request ...

Parameter `serialized_local_participant_data`: CDR Big Endian Serialization for the `ParticipantBuiltinTopicDataSecure` object associated with the local `DomainParticipant`.

Parameter exception: A `SecurityException` object.

DDSSEC11-88 Replace use of `BuiltinTopicKey_t` with `GUID_t` ...

Return: The operation shall return:

- `VALIDATION_OK` if the validation was successful.
- `VALIDATION_FAILED` if it failed.
- `VALIDATION_PENDING_HANDSHAKE_MESSAGE` if validation has not completed. If this is returned, the DDS implementation shall send the *handshake_message_out* using the *BuiltinParticipantMessageWriter* and then wait for the reply message on the *BuiltinParticipantMessageReader*. The DDS implementation shall set the `ParticipantStatelessMessage` `participantGuidPrefix` `message_class_id` to `GMCLASSID_SECURITY_AUTH_HANDSHAKE` and fill the *message_data* with the *handshake_message* `HandshakeMessageToken` and set the *destination_participant_guid* to match the DDS `GUID_t` of the destination `DomainParticipant`. When the reply message is received the DDS implementation shall call the operation `begin_handshake_reply`, to continue the validation.
- `VALIDATION_OK_FINAL_MESSAGE` if the validation succeeded. If this is returned, the DDS implementation shall send the returned *handshake_message* using the *BuiltinParticipantMessageReader*.
- `VALIDATION_PENDING_RETRY` if the validation has not completed. If this is returned, the DDS implementation shall call the operation again at a later point in time to check the validation status.

Deleted: `destination_participant_key`

Deleted: `BuiltinTopicKey_t`

In the cases where the return code indicates that a message shall be sent using the *BuiltinParticipantMessageWriter*, the DDS implementation shall set the *ParticipantStatelessMessage* as follows:

[\[DDSSEC11-42 Table 51 CryptoToken should specify endianness of binary properties...\]](#)

[\[DDSSEC11-88 Replace use of BuiltinTopicKey_t with GUID_t ...\]](#)

- The *message_class_id* shall be set to GMCLASSID_SECURITY_AUTH_HANDSHAKE.
- The *destination_participant_guid* shall be set to match the DDS *GUID_t* of the destination *DomainParticipant*.
- The *message_identity* shall be set to have the *source_guid* matching the DDS *GUID_t* of the *DomainParticipant* that is sending the message and the *sequence_number* to the value in the previous message sent by the *BuiltinParticipantMessageWriter*, incremented by one.
- The *related_message_identity* shall be set with *source_guid* as *GUID_UNKNOWN* and *sequence_number* to zero.
- The *message_data* shall be filled with the *handshake_message* *HandshakeMessageToken*.

Deleted: *destination_participant_key*

Deleted: *BuiltinTopicKey_t*

Deleted: *BuiltinTopicKey_t*

Deleted: CDR serialization of the

8.3.2.11.5 Operation: *begin_handshake_reply*

This operation shall be invoked by the DDS implementation in reaction to the reception of the initial handshake message that originated on a *DomainParticipant* that called the *begin_handshake_request* operation. It shall be called by the DDS implementation solely as a result of having a previous call to *validate_remote_identity* returns *VALIDATION_PENDING_HANDSHAKE_MESSAGE* and having received a message on the *BuiltinParticipantMessageReader* with attributes set as follows:

[\[DDSSEC11-88 Replace use of BuiltinTopicKey_t with GUID_t ...\]](#)

- *message_class_id* GMCLASSID_SECURITY_AUTH_HANDSHAKE
- *message_identity_source_guid* matching the *GUID_t* of the *DomainParticipant* associated with the *initiator_identity_handle*
- *destination_participant_guid* matching the *GUID_t* of the receiving *DomainParticipant*

Deleted: *BuiltinTopicKey_t*

Deleted: *destination_participant_key*

Deleted: *BuiltinTopicKey_t*

This operation generates a *handshake_message_out* in response to a received *handshake_message_in*. Depending on the return value of the operation, the DDS implementation shall send the *handshake_message_out* using the *BuiltinParticipantMessageWriter* to the participant identified by the *initiator_identity_handle*.

The contents of the *handshake_message_out* *HandshakeMessageToken* are specified by the plugin implementation.

If an error occurs, this method shall return *VALIDATION_FAILED* and fill the *SecurityException*.

Parameter (out) *handshake_handle*: A handle returned by the Authentication Plugin used to keep the state of the handshake. It is passed to other operations in the Plugin.

Parameter (out) *handshake_message_out*: A *HandshakeMessageToken* containing a message to be sent using the *BuiltinParticipantMessageWriter*. The contents shall be specified by each plugin implementation.

Parameter handshake_message_in: A `HandshakeMessageToken` containing a message received from the *BuiltinParticipantMessageReader*. The contents shall be specified by each plugin implementation.

Parameter initiator_identity_handle: Handle to the remote participant that originated the handshake.

Parameter replier_identity_handle: Handle to the local participant that is initiating the handshake response.

[\[DDSSEC11-46 Add serialized participant data to begin handshake request ...\]](#)

Parameter serialized_local_participant_data: [CDR Big Endian Serialization for the ParticipantBuiltinTopicDataSecure object associated with the local DomainParticipant.](#)

Parameter exception: A `SecurityException` object.

Return: The operation shall return:

- `VALIDATION_OK` if the validation was successful.
- `VALIDATION_FAILED` if it failed.
- `VALIDATION_PENDING_HANDSHAKE_MESSAGE` if validation has not completed. If this is returned, the DDS implementation shall send the *handshake_message_out* using the *BuiltinParticipantMessageWriter* and then wait for a reply message on the *BuiltinParticipantMessageReader* from that remote `DomainParticipant`.
- `VALIDATION_OK_FINAL_MESSAGE` if the validation succeeded. If this is returned, the DDS implementation shall send the returned *handshake_message_out* using the *BuiltinParticipantMessageWriter*.
- `VALIDATION_PENDING_RETRY` if the validation has not completed. If this is returned, the DDS implementation shall call the operation again at a later point in time to check the validation status.

In cases where the return code indicates that a message shall be sent using the *BuiltinParticipantMessageWriter*, the DDS implementation shall set the `ParticipantStatelessMessage` as follows:

[\[DDSSEC11-42 Table 51 CryptoToken should specify endianness of binary properties...\]](#)

[\[DDSSEC11-88 Replace use of BuiltinTopicKey_t with GUID_t ...\]](#)

- The *message_class_id* shall be set to `GMCLASSID_SECURITY_AUTH_HANDSHAKE`.
- The *destination_participant_guid* shall be set to match the `DDS_GUID_t` of the destination `DomainParticipant`.
- The *message_identity* shall be set to have the *source_guid* matching the `DDS_GUID_t` of the `DomainParticipant` that is sending the message and the *sequence_number* to the value in the previous message sent by the *BuiltinParticipantMessageWriter*, incremented by one.
- The *related_message_identity* shall be set to match the *message_identity* of the `ParticipantStatelessMessage` received that triggered the execution of the *begin_handshake_reply* operation.
- The *message_data* shall be filled with the *handshake_message_out* `HandshakeMessageToken`.

Deleted: *destination_participant_key*

Deleted: `BuiltinTopicKey_t`

Deleted: `BuiltinTopicKey_t`

Deleted: CDR serialization of the

8.3.2.11.6 Operation: `process_handshake`

This operation is used to continue a handshake. It shall be called by the DDS middleware solely as a result of having a previous call to `begin_handshake_request` or `begin_handshake_reply` that returned `VALIDATION_PENDING_HANDSHAKE_MESSAGE` and having also received a `ParticipantStatelessMessage` on the `BuiltinParticipantMessageReader` with attributes set as follows:

DDSSEC11-88 Replace use of `BuiltinTopicKey_t` with `GUID_t` ...

- `message_class_id` `GMCLASSID_SECURITY_AUTH_HANDSHAKE`
- `message_identity_source_guid` matching the `GUID_t` of the peer `DomainParticipant` associated with the `handshake_handle`
- `related_message_identity` matching the `message_identity` of the last `ParticipantStatelessMessage` sent to the peer `DomainParticipant` associated with the `handshake_handle`.
- `destination_participant_guid` matching the `GUID_t` of the receiving `DomainParticipant`.

Deleted: `BuiltinTopicKey_t`

Deleted: `destination_participant_key`

Deleted: `BuiltinTopicKey_t`

This operation generates a `handshake_message_out` `HandshakeMessageToken` in response to a received `handshake_message_in` `HandshakeMessageToken`. Depending on the return value of the function the DDS implementation shall send the `handshake_message_out` using the `BuiltinParticipantMessageWriter` to the peer participant identified by the `handshake_handle`.

The contents of the `handshake_message_out` `HandshakeMessageToken` are specified by the plugin implementation.

If an error occurs, this method shall return `VALIDATION_FAILED` and fill the `SecurityException`.

Parameter (out) `handshake_message_out`: A `HandshakeMessageToken` containing the `message_data` that should be placed in a `ParticipantStatelessMessage` to be sent using the `BuiltinParticipantMessageWriter`. The contents shall be specified by each plugin implementation.

Parameter `handshake_message_in`: The `HandshakeMessageToken` contained in the `message_data` attribute of the `ParticipantStatelessMessage` received. The interpretation of the contents shall be specified by each plugin implementation.

Parameter `handshake_handle`: Handle returned by a corresponding previous call to `begin_handshake_request` or `begin_handshake_reply`.

Parameter exception: A `SecurityException` object.

Return: The operation shall return:

- `VALIDATION_OK` if the validation was successful.
- `VALIDATION_FAILED` if it failed.
- `VALIDATION_PENDING_HANDSHAKE_MESSAGE` if validation has not completed. If this is returned, the DDS implementation shall send a `ParticipantStatelessMessage` continuing the returned `handshake_message_out` using the `BuiltinParticipantMessageWriter` and then wait for a reply message on the `BuiltinParticipantMessageReader` from that remote `DomainParticipant`.

Deleted: `n`

- VALIDATION_OK_FINAL_MESSAGE if the validation succeeded. If this is returned, the DDS implementation shall send a `ParticipantStatelessMessage` containing the returned *handshake_message_out* using the *BuiltinParticipantMessageWriter* but not wait for any replies.
- VALIDATION_PENDING_RETRY if the validation has not completed. If this is returned, the DDS implementation shall call the operation again at a later point in time to check the validation status.

In the cases where the return code indicates that a `ParticipantStatelessMessage` shall be sent using the *BuiltinParticipantMessageWriter* the DDS implementation shall set the fields of the `ParticipantStatelessMessage` as follows:

[DDSSEC11-42 Table 51 CryptoToken should specify endianness of binary properties...]

[DDSSEC11-88 Replace use of BuiltinTopicKey_t with GUID_t ...]

- The *message_class_id* shall be set to `GMCLASSID_SECURITY_AUTH_HANDSHAKE`.
- The *destination_participant_guid* shall be set to match the DDS `GUID_t` of the destination `DomainParticipant`.
- The *message_identity* shall be set to have the *source_guid* matching the DDS `GUID_t` of the `DomainParticipant` that is sending the message and the *sequence_number* to the value in the previous message sent by the *BuiltinParticipantMessageWriter*, incremented by one.
- The *related_message_identity* shall be set to match the *message_identity* of the `ParticipantStatelessMessage` received that triggered the execution of the `begin_handshake_reply` operation.
- The *message_data* shall be filled with the *handshake_message_out* `HandshakeMessageToken`.

Deleted: *destination_participant_key*

Deleted: `BuiltinTopicKey_t`

Deleted: `BuiltinTopicKey_t`

Deleted: CDR serialization of the

8.3.2.11.7 Operation: `get_shared_secret`

Retrieves the `SharedSecretHandle` resulting with a successfully completed handshake.

This operation shall be called by the DDS middleware on each `HandshakeHandle` after the handshake that uses that handle completes successfully, that is after the last ‘handshake’ operation called on that handle (`begin_handshake_request`, `begin_handshake_reply`, or `process_handshake`) returns `VALIDATION_OK` or `VALIDATION_OK_FINAL_MESSAGE`.

The retrieved `SharedSecretHandle` shall be used by the DDS middleware in conjunction with the `CryptoKeyExchange` interface of the `Cryptographic Plugin` to exchange cryptographic key material with other `DomainParticipant` entities.

If an error occurs, this method shall return the `NILHandle` and fill the `SecurityException`.

Parameter *handshake_handle*: Handle returned by a corresponding previous call to *begin_handshake_request* or *begin_handshake_reply*, which has successfully completed the handshake operations.

Parameter exception: A `SecurityException` object.

8.3.2.11.8 Operation: `get_authenticated_peer_credential_token`

Retrieves the `AuthenticatedPeerCredentialToken` resulting with a successfully completed authentication of a discovered `DomainParticipant`.

This operation shall be called by the DDS middleware on each `HandshakeHandle` after the handshake that uses that handle completes successfully, that is after the last ‘handshake’ operation

called on that handle (`begin_handshake_request`, `begin_handshake_reply`, or `process_handshake`) returns `VALIDATION_OK` or `VALIDATION_OK_FINAL_MESSAGE`.

If an error occurs, this method shall return `false` and fill the `SecurityException`.

Parameter `peer_credential_token` (out): A placeholder for the returned `AuthenticatedPeerCredentialToken`.

Parameter `handshake_handle`: `HandshakeHandle` returned by a corresponding previous call to `begin_handshake_request` or `begin_handshake_reply`, which has successfully completed the handshake operations.

Parameter exception: A `SecurityException` object.

8.3.2.11.9 Operation: `get_identity_token`

Retrieves an `IdentityToken` used to represent on the network the identity of the `DomainParticipant` identified by the specified `IdentityHandle`.

Parameter `identity_token` (out): The returned `IdentityToken`.

Parameter `handle`: The handle used to locally identify the `DomainParticipant` for which an `IdentityToken` is desired. The handle must have been returned by a successful call to `validate_local_identity`, otherwise the operation shall return `false` and fill the `SecurityException`.

Parameter exception: A `SecurityException` object.

Return: If an error occurs, this method shall return `false` and fill the `SecurityException`. otherwise it shall return the `IdentityToken`.

IDSSEC11-82 OCSF stapling to enhance certificate status checking during handshake

8.3.2.11.10 Operation: `get_identity_status_token`

Retrieves an `AuthenticationToken` used to represent on the network the authentication state of the `DomainParticipant` identified by the specified `IdentityHandle`.

Parameter `identity_token` (out): The returned `IdentityStatusToken`.

Parameter `handle`: The handle used to locally identify the `DomainParticipant` for which an `IdentityStatusToken` is desired. The handle must have been returned by a successful call to `validate_local_identity`, otherwise the operation shall return `false` and fill the `SecurityException`.

Parameter exception: A `SecurityException` object.

Return: If an error occurs, this method shall return `false` and fill the `SecurityException`. otherwise it shall return the `IdentityStatusToken`.

8.3.2.11.11 Operation: `set_permissions_credential_and_token`

Associates the `PermissionsCredentialToken` (see 8.4.2.2) returned by the `AccessControl` plugin operation `get_permissions_credential_token` with the local `DomainParticipant` identified by the `IdentityHandle`.

This operation shall be called by the middleware after calling `validate_local_identity` and prior to any calls to `validate_remote_identity`.

Parameter handle: The handle used to locally identify the `DomainParticipant` whose `PermissionsCredential` is being supplied. The handle must have been returned by a successful call to `validate_local_identity`, otherwise the operation shall return `false` and fill the `SecurityException`.

Parameter permissions_credential_token: The `PermissionsCredentialToken` associated with the `DomainParticipant` identified by the `IdentityHandle`. The `permissions_credential_token` must have been returned by a successful call to `get_permissions_credential_token`, on the `AccessControl` plugin. Otherwise the operation shall return `false` and fill the `SecurityException`.

Parameter exception: A `SecurityException` object.

Return: If an error occurs, this method shall return `false`, otherwise it shall return `true`.

8.3.2.11.12 Operation: `set_listener`

Sets the `AuthenticationListener` that the `Authentication` plugin will use to notify the DDS middleware infrastructure of events relevant to the Authentication of DDS Participants.

If an error occurs, this method shall return `false` and fill the `SecurityException`.

Parameter listener: An `AuthenticationListener` object to be attached to the `Authentication` object. If this argument is `nil`, it indicates that there shall be no listener.

Parameter exception: A `SecurityException` object, which provides details in case the operation returns `false`.

8.3.2.11.13 Operation: `return_identity_token`

Returns the `IdentityToken` object to the plugin so it can be disposed of.

Parameter token: An `IdentityToken` issued by the plugin on a prior call to `get_identity_token`.

Parameter exception: A `SecurityException` object, which provides details in the case this operation returns `false`.

8.3.2.11.14 Operation: `return_identity_status_token`

8.3.2.11.14 Operation: `return_identity_status_token`

Returns the `IdentityStatusToken` object to the plugin so it can be disposed of.

Parameter token: An `IdentityStatusToken` issued by the plugin on a prior call to `get_identity_status_token`.

Parameter exception: A `SecurityException` object, which provides details in the case this operation returns `false`.

8.3.2.11.15 Operation: return_authenticated_peer_credential_token

Returns the `AuthenticatedPeerCredentialToken` object to the plugin so it can be disposed of.

Parameter peer_credential_token: An `AuthenticatedPeerCredentialToken` issued by the plugin on a prior call to `get_authenticated_peer_credential_token`.

Parameter exception: A `SecurityException` object, which provides details in the case this operation returns `false`.

8.3.2.11.16 Operation: return_handshake_handle

Returns the `HandshakeHandle` object to the plugin so it can be disposed of.

Parameter handshake_handle: A `HandshakeHandle` issued by the plugin on a prior call to `begin_handshake_request` or `begin_handshake_reply`.

Parameter exception: A `SecurityException` object, which provides details in the case this operation returns `false`.

8.3.2.11.17 Operation: return_identity_handle

Returns the `IdentityHandle` object to the plugin so it can be disposed of.

Parameter identity_handle: An `IdentityHandle` issued by the plugin on a prior call to `validate_local_identity` or `validate_remote_identity`.

Parameter exception: A `SecurityException` object, which provides details in the case this operation returns `false`.

8.3.2.11.18 Operation: return_sharedsecret_handle

Returns the `SharedSecretHandle` object to the plugin so it can be disposed of.

Parameter sharedsecret_handle: An `IdentityHandle` issued by the plugin on a prior call to `get_shared_secret`.

Parameter exception: A `SecurityException` object, which provides details in the case this operation returns `false`.

8.3.2.12 AuthenticationListener

The `AuthenticationListener` provides the means for notifying the DDS middleware infrastructure of events relevant to the authentication of DDS `DomainParticipant` entities. For example, identity certificates can expire; in this situation, the `AuthenticationPlugin` shall call the `AuthenticationListener` to notify the DDS implementation that the identity of a specific `DomainParticipant` is being revoked.

[DDSSEC11-82 OSCP stapling to enhance certificate status checking during handshake]

Table 25 – Authentication listener class

AuthenticationListener
No Attributes

Formatted: Table caption

Deleted: 2525252423

Operations		
on_revoke_identity		Boolean
	plugin	Authentication
	handle	IdentityHandle
	out: exception	SecurityException
<u>on_status_changed</u>		void
	plugin	Authentication
	handle	IdentityHandle
	status kind	AuthStatusKind
	out: exception	SecurityException

Deleted: exception

Deleted: exception

Deleted: 26262625

Formatted: Table caption, Don't keep with next, Don't keep lines together

IDSSEC11-82 OCSF stapling to enhance certificate status checking during handshake

8.3.2.12.1 Enumeration: AuthStatusKind

The AuthStatusKind enumerates the kind of changes to the status of the Authentication plugin or underlying Identity that are notified via the AuthenticationListener operation on_status_changed. The possible values are described in the table below:

Table 26 – Description of the AuthStatusKind values

<u>Value</u>	<u>Meaning</u>
<u>IDENTITY STATUS</u>	<p><u>Indicates a change to an identity status.</u></p> <p><u>Identity Status changes are represented externally to the Authentication plugin with an IdentityStatusToken that can be retrieved via the operation get_identity_status_token on the Authentication interface.</u></p> <p><u>The changed IdentityStatusToken shall be propagated by the DDS implementation to the other DomainParticipants using the DCPSParticipantsSecure builtin Topic.</u></p>

8.3.2.12.2 Operation: on_revoke_identity

Revokes the identity of the participant identified by the IdentityHandle. The corresponding IdentityHandle becomes invalid. As a result of this, the DDS middleware shall terminate any communications with the DomainParticipant associated with that handle.

If an error occurs, this method shall return false.

Parameter plugin: An Authentication plugin object that has this listener allocated.

Parameter handle: An IdentityHandle object that corresponds to the Identity of a DDS Participant whose identity is being revoked.

DDSSEC11-82 OCSF stapling to enhance certificate status checking during handshake

8.3.2.12.3 Operation: on_status_changed

Informs the DomainParticipant that a status associated with the Authentication plugin or an Identity managed by the plugin has changed.

Depending on the kind of status the DDS implementation may need to take specific actions to retrieve information on the changed status and propagate it to other DomainParticipant entities. The actions that shall be taken for each kind of status are described in clause 8.3.2.12.1.

8.4 Access Control Plugin

The Access Control Plugin API defines the types and operations necessary to support an access control mechanism for DDS DomainParticipants.

8.4.1 Background (Non-Normative)

Once a DomainParticipant is authenticated, its permissions need to be validated and enforced. Permissions or access rights are often described using an access control matrix where the rows are subjects (i.e., users), the columns are objects (i.e., resources), and a cell defines the access rights that a given subject has over a resource. Typical implementations provide either a column-centric view (i.e., access control lists) or a row-centric view (i.e., a set of capabilities stored with each subject). With the proposed AccessControl SPI, both approaches can be supported.

Before we can describe the access control plugin SPI, we need to define the permissions that can be attached to a DomainParticipant. Every DDS application uses a DomainParticipant to access or produce information on a Domain; hence the DomainParticipant has to be allowed to run in a certain Domain. Moreover, a DomainParticipant is responsible for creating DataReaders and DataWriters that communicate over a certain Topic. Hence, a DomainParticipant has to have the permissions needed to create a Topic, to publish through its DataWriters certain Topics, and to subscribe via its DataReaders to certain Topics. There is a very strong relationship between the AccessControl plugin and the Cryptographic plugin because encryption keys need to be generated for DataWriters based on the DomainParticipant's permissions.

Deleted: 8.3.2.12.18.3.2.12.18.3.2.12.18.3.2.12.18.3.2.12.18.3.2.11.1

Deleted: ¶
.....Page Break.....

8.4.2 AccessControl Plugin Model

The AccessControl plugin model is presented in the figure below.

[IDSSSEC11-72 EndpointSecurity's is_payload_protected is Insufficient...](#)

[IDSSSEC11-112 No mechanism to free ParticipantSecurityAttributes ...](#)

[IDSSSEC11-106 Should differences in EndpointSecurityAttributesMask prevent matching?](#)

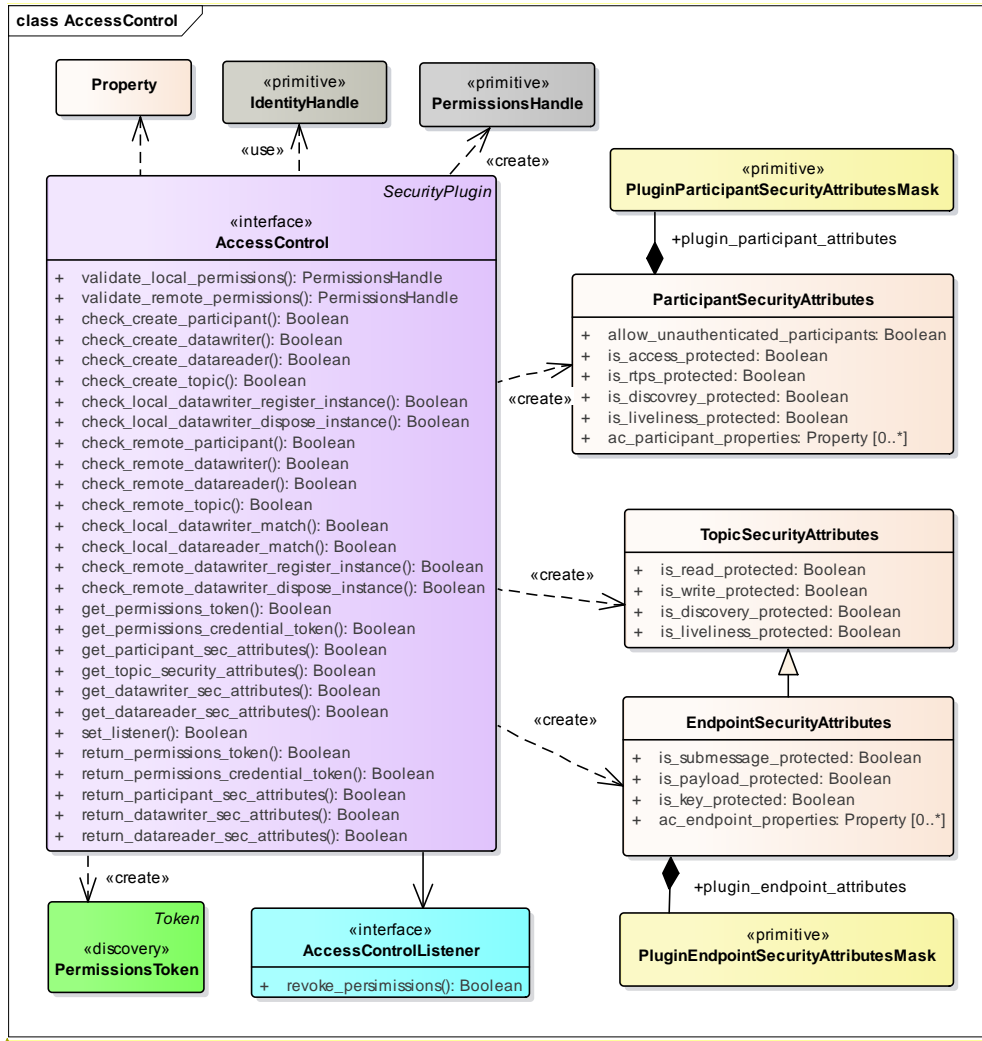
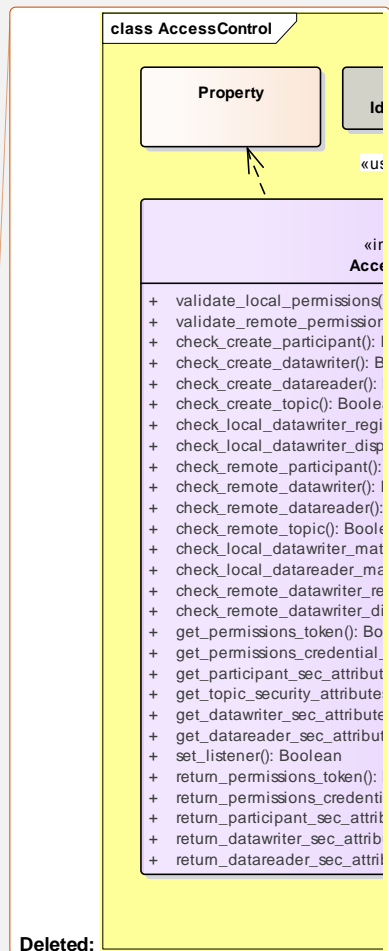


Figure 10 – AccessControl Plugin Model

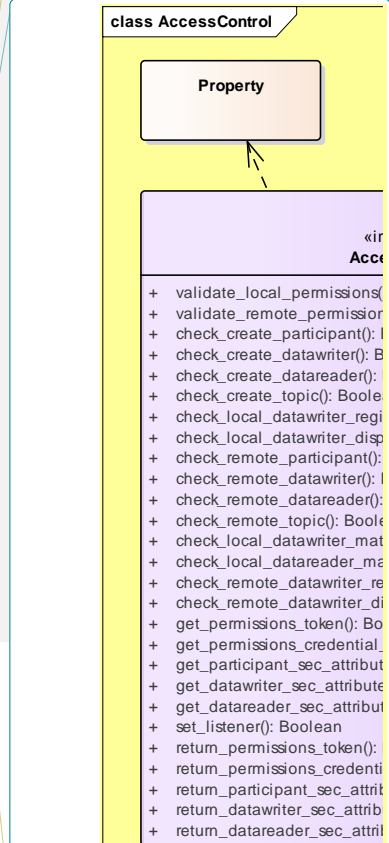
8.4.2.1 PermissionsToken

A PermissionsToken contains summary information on the permissions for a DomainParticipant in a manner that can be externalized and propagated over DDS discovery.



Deleted:

Formatted: Font: (Default) Times New Roman, 8 pt, Not Bold, Font color: Pink, Pattern: Clear (Light Yellow)



The specific content of the `PermissionsToken` shall be defined by each `AccessControlPlugin` specialization. The intent is to provide only summary information on the permissions or derived information such as a hash.

8.4.2.2 `PermissionsCredentialToken`

A `PermissionsCredentialToken` encodes the permissions and access information for a `DomainParticipant` in a manner that can be externalized and sent over the network. The `PermissionsCredential` is used by the `AccessControl` plugin to verify the permissions of a peer `DomainParticipant` and perform all the access-control decisions related to that peer `DomainParticipant`, including determining whether it can join a domain, match specific local `DataWriters` or `DataReaders`, etc.

The `PermissionsCredentialToken` is intended for dissemination during the authentication handshake. The specific content of the `PermissionsCredentialToken` shall be defined by each `AccessControl` plugin specialization and it may not be used by some `AccessControl` plugin specializations.

8.4.2.3 `PermissionsHandle`

A `PermissionsHandle` is an opaque local reference to internal state within the `AccessControl` plugin. It is understood only by the `AccessControl` plugin and characterizes the permissions associated with a specific `DomainParticipant`. This object is returned by the `AccessControl` plugin as part of the validation of the permissions of a `DomainParticipant` and is used whenever a client of the `AccessControl` plugin needs to refer to the permissions of a previously validated `DomainParticipant`.

8.4.2.4 `ParticipantSecurityAttributes`

The `ParticipantSecurityAttributes` describe how the middleware should protect the `DomainParticipant`. This is a structured type whose members are described in the table below:

[IDSSEC11-17 - Need a way to determine the builtinTopic used for the DataWriter...](#)

[IDSSEC11-45 discovery protection kind is Underspecified](#)

[IDSSEC11-55 Confusing Sentence about Builtin Endpoints Payload Encryption](#)

[IDSSEC11-14 Clarify conditions for calling the operations on AccessControlPlugin](#)

[IDSSEC11-137 Missing Mechanism for Detecting Incompatibilities in ParticipantSecurityA...](#)

Table 27 – Description of the ParticipantSecurityAttributes

Member	Type	Meaning
allow_unauthenticated_participants	Boolean	<p>Indicates whether the matching of the DomainParticipant with a remote DomainParticipant requires successful authentication.</p> <p>If <i>allow_unauthenticated_participants</i> is TRUE, the DomainParticipant shall allow matching other DomainParticipants—even if the remote DomainParticipant cannot authenticate—as long as there is no already a valid authentication with the same DomainParticipant's GUID. Additionally, a DomainParticipant that later authenticates would kick out the unauthenticated DomainParticipant if it has the same GUID.</p> <p>If <i>allow_unauthenticated_participants</i> is FALSE, the DomainParticipant shall enforce the authentication of remote DomainParticipants and disallow matching those that cannot be successfully authenticated.</p>
is_access_protected	Boolean	<p>Indicates whether the matching of the DomainParticipant with a remote DomainParticipant requires authorization by the AccessControl plugin.</p> <p>If <i>is_access_protected</i> is TRUE, then the DDS middleware shall call <u>get_authenticated_peer_credential_token</u>, <u>validate_remote_permissions</u>, and <u>check_remote_participant_operations</u> on the matched and authenticated remote DomainParticipant. Any failure in these calls will result in failing to authorize the remote participant, which shall be removed by the local participant.</p> <p>If <i>is_access_protected</i> is FALSE, then the DDS middleware shall call <u>get_authenticated_peer_credential_token</u> and <u>validate_remote_permissions</u> operations on the matched and authenticated remote DomainParticipant. However, a <u>HandleNIL</u> return from these operations will not prevent authorization.</p>
is_rtsp_protected	Boolean	<p>Indicates whether the whole RTPS Message needs to be transformed by the CryptoTransform operation <code>encode_rtsp_message</code>.</p> <p>If <i>is_rtsp_protected</i> is TRUE then:</p> <ol style="list-style-type: none"> (1) <i>allow_unauthenticated_participants</i> must be FALSE. (2) The DDS middleware shall call the operations on the <code>CryptoKeyFactory</code> for the DomainParticipant. (3) The DDS middleware shall call the operations on the <code>CryptoKeyExchange</code> for matched DomainParticipants that have been authenticated.

Deleted: ¶

Deleted: 2727272624

Deleted:

Deleted:

Deleted: .

Deleted:Page Break.....

Deleted: en

Deleted: ¶
 If *is_access_protected* is FALSE, the DomainParticipant shall allow matching of a remote DomainParticipant without checking authorization with the AccessControl plugin.¶
 If *is_access_protected* is TRUE, the DomainParticipant shall check that the remote DomainParticipant is authorized to join the Domain by calling the operations in the AccessControl plugin. Only remote DomainParticipants for which authorization is successful are allowed match the local DomainParticipant

Deleted: 1

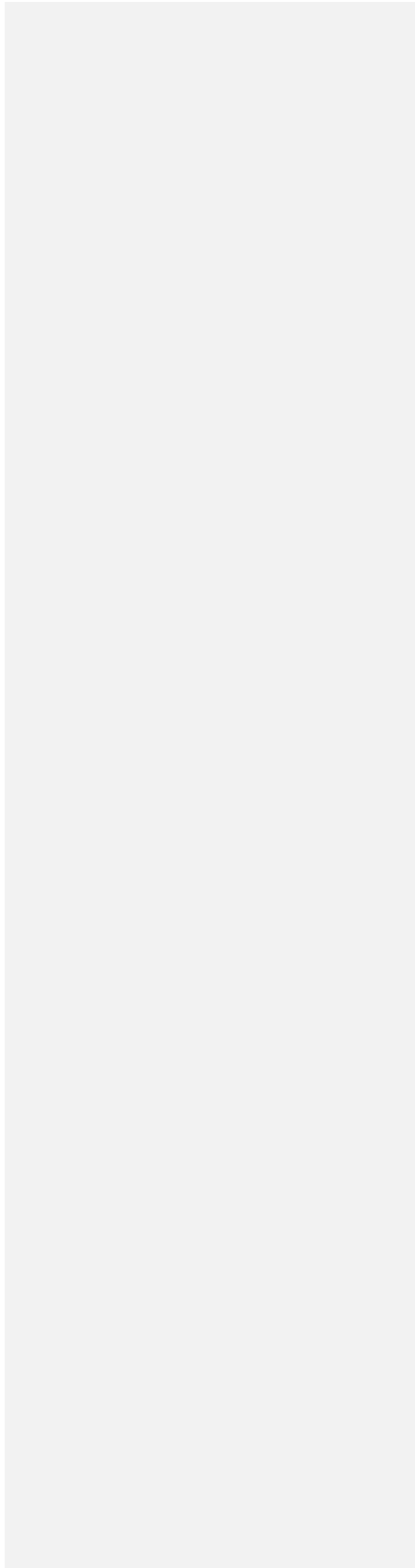
Deleted: 2

		<p>(4) The RTPS messages sent by the DomainParticipant to matched DomainParticipants that have been authenticated shall be transformed using the CryptoTransform operation <code>encode_rtps_message</code> and the messages received from the matched authenticated DomainParticipants shall be transformed using the CryptoTransform operation <code>decode_rtps_message</code>, <u>except for RTPS messages that contain submessages for any of the following builtin topics <i>"DCPSParticipants"</i>, <i>"DCPSParticipantStatelessMessage"</i>, or <i>"DCPSParticipantVolatileMessageSecure"</i></u>. These RTPS messages shall not be transformed by <code>encode_rtps_message/decode_rtps_message</code> operations.</p> <p>(5) RTPS messages that contain submessages for the builtin topics <i>"DCPSParticipants"</i>, <i>"DCPSParticipantStatelessMessage"</i>, or <i>"DCPSParticipantVolatileMessageSecure"</i> cannot contain submessages for any other builtin topic or application-defined topic.</p> <p>If <code>is_rtps_protected</code> is FALSE then the above actions shall not be taken.</p>
<p><u><code>is_discovery_protected</code></u></p>	<p>Boolean</p>	<p>Indicates the DDS middleware shall call the operations on the <code>CryptoKeyFactory</code>, <code>CryptoKeyExchange</code>, and <code>CryptoTransform</code> for the <i>DCPSPublicationsSecure</i> and <i>DCPSSubscriptionsSecure</i> entities:</p> <p>If <code>is_discovery_protected</code> is TRUE then the <code>CryptoKeyFactory</code>, <code>CryptoKeyExchange</code> operations shall be called for the <i>DCPSPublicationsSecure</i> and <i>DCPSSubscriptionsSecure</i> entities to create the associated cryptographic material and send it to the matched entities.</p> <p>If <code>is_discovery_protected</code> is FALSE then the <code>CryptoKeyFactory</code>, <code>CryptoKeyExchange</code> and <code>CryptoTransform</code> operations will not be called.</p> <p>If <code>is_discovery_protected</code> is TRUE, the submessages sent by the <i>DCPSPublicationsSecure</i> and <i>DCPSSubscriptionsSecure</i> <code>DataWriters</code> shall be transformed using the <code>CryptoTransform</code> operation <code>encode_datawriter_submessage</code> and the messages received from the matched <code>DataReaders</code> shall be transformed using the <code>CryptoTransform</code> operation <code>decode_datareader_submessage</code>.</p> <p>If <code>is_discovery_protected</code> is TRUE, the submessages sent by the <i>DCPSPublicationsSecure</i> and <i>DCPSSubscriptionsSecure</i> <code>DataReaders</code> shall be transformed using the <code>CryptoTransform</code> operation <code>encode_datareader_submessage</code> and the messages received from the matched <code>DataWriters</code> shall be transformed using the <code>CryptoTransform</code> operation</p>

Deleted: 3

Deleted: 1

	<p><u>decode datawriter submessage.</u></p> <p><u>Independent of the setting of <i>is_discovery_protected</i>, the <i>CryptoTransform</i> operations <u>encode serialized payload</u> and <u>decode serialized payload</u> shall never be called for the <i>DCSPublicationsSecure</i> and <i>DCPSSubscriptionsSecure</i> entities.</u></p>
--	--



<u>is_liveliness_protected</u>	Boolean	<p>Indicates the DDS middleware shall call the operations on the <u>CryptoKeyFactory</u>, <u>CryptoKeyExchange</u>, and <u>CryptoTransform</u> for the <u>BuiltinParticipantMessageSecure</u> entities:</p> <p>If <u>is_liveliness_protected</u> is TRUE then the <u>CryptoKeyFactory</u>, <u>CryptoKeyExchange</u> operations shall be called for the <u>BuiltinParticipantMessageSecure</u> entities to create the associated cryptographic material and send it to the matched entities.</p> <p>If <u>is_liveliness_protected</u> is FALSE then the <u>CryptoKeyFactory</u>, <u>CryptoKeyExchange</u> and <u>CryptoTransform</u> operations will not be called.</p> <p>If <u>is_liveliness_protected</u> is TRUE, the submessages sent by the <u>BuiltinParticipantMessageSecure</u> <u>DataWriter</u> shall be transformed using the <u>CryptoTransform</u> operation <u>encode_datawriter_submessage</u> and the messages received from the matched <u>DataReaders</u> shall be transformed using the <u>CryptoTransform</u> operation <u>decode_datareader_submessage</u>.</p> <p>If <u>is_liveliness_protected</u> is TRUE, the submessages sent by the <u>BuiltinParticipantMessageSecure</u> <u>DataReader</u> shall be transformed using the <u>CryptoTransform</u> operation <u>encode_datareader_submessage</u> and the messages received from the matched <u>DataWriters</u> shall be transformed using the <u>CryptoTransform</u> operation <u>decode_datawriter_submessage</u>.</p> <p>Independent of the setting of <u>is_liveliness_protected</u>, the <u>CryptoTransform</u> operations <u>encode_serialized_payload</u> and <u>decode_serialized_payload</u> shall never be called for the <u>BuiltinParticipantMessageSecure</u> entities.</p>
<u>plugin_participant_attributes</u>	PluginParticipantSecurityAttributesMask	<p>This field is a holder for plugin-specific information that is propagated via discovery as part of the <u>ParticipantSecurityInfo</u> (see 7.2.7).</p> <p>The definition for the builtin plugins can be found in clause 9.4.2.4.</p>
ac_participant_properties	PropertySeq	<p>Additional properties to add to the <i>participant_properties</i> parameter passed to the <u>CryptoKeyFactory</u> operation <u>register_local_participant</u>. See 8.5.1.7.1.</p> <p>The returned <i>ac_participant_properties</i> and their interpretation shall be specified by each plugin implementation.</p>

DDSSEC11-137 Missing Mechanism for Detecting Incompatibilities in ParticipantSecurityA...

8.4.2.5 Definition of the ParticipantSecurityAttributesMask

The ParticipantSecurityAttributesMask is used to encode the value of the ParticipantSecurityAttributes in a compact way such that it can be included in the ParticipantSecurityInfo, see 7.2.8.

The mapping of the ParticipantSecurityAttributes to ParticipantSecurityAttributesMask shall be as follows:

Table 28 – Mapping of fields ParticipantSecurityAttributes to bits in ParticipantSecurityAttributesMask

Field in ParticipantSecurityAttributes	Corresponding bit in the ParticipantSecurityAttributesMask
<u>allow_unauthenticated_participants</u>	<u>No mapping, this attribute is not checked remotely.</u>
<u>is_access_protected</u>	<u>No mapping, this attribute is not checked remotely.</u>
<u>is_rtps_protected</u>	<u>#define PARTICIPANT_SECURITY_ATTRIBUTES_FLAG_IS RTPS_PROTECTED (0x00000001 << 0)</u>
<u>is_discovery_protected</u>	<u>#define PARTICIPANT_SECURITY_ATTRIBUTES_FLAG_IS DISCOVERY_PROTECTED (0x00000001 << 1)</u>
<u>is_liveliness_protected</u>	<u>#define PARTICIPANT_SECURITY_ATTRIBUTES_FLAG_IS LIVELINESS_PROTECTED (0x00000001 << 2)</u>
<u>is_valid</u>	<u>#define PARTICIPANT_SECURITY_ATTRIBUTES_FLAG_IS VALID (0x00000001 << 31)</u>

Formatted: Table caption, Don't keep with next, Don't keep lines together

Deleted: 2828282725

DDSSEC11-16 AccessControl behavior does not show check local datawriter/reader ...]

8.4.2.6 TopicSecurityAttributes

The TopicSecurityAttributes describe how the middleware shall protect the Entity. This is a structured type, whose members are described in the table below:

Formatted: Table caption, Don't keep with next, Don't keep lines together

Deleted: 2929292826

Table 29 – Description of the TopicSecurityAttributes

<u>Member</u>	<u>Type</u>	<u>Meaning</u>
<u>is read protected</u>	<u>Boolean</u>	Indicates if read access to the Topic is protected. If <i>is read protected</i> is FALSE, then local <code>DataReader</code> creation and remote <code>DataReader</code> matching can proceed without further access-control mechanisms imposed. Otherwise, they shall be checked using the <code>AccessControl</code> operations.
<u>is write protected</u>	<u>Boolean</u>	Indicates if read access to the Topic is protected. If <i>is write protected</i> is FALSE, then local <code>DataWriter</code> creation and remote <code>DataWriter</code> matching can proceed without further access-control mechanisms imposed. Otherwise, they shall be checked using the <code>AccessControl</code> operations.
<u>is discovery protected</u>	<u>Boolean</u>	Indicates the discovery information for the entity shall be sent using a secure builtin discovery topics or the regular builtin discovery topics: If <i>is discovery protected</i> is TRUE then discovery information for that entity shall be sent using the <code>SEDPbuiltinPublicationsSecureWriter</code> or <code>SEDPbuiltinSubscriptionsSecureWriter</code> . If <i>is discovery protected</i> is FALSE then discovery information for that entity shall be sent using the <code>SEDPbuiltinPublicationsWriter</code> or <code>SEDPbuiltinSubscriptionsWriter</code> .
<u>is liveliness protected</u>	<u>Boolean</u>	The value of this attribute matters only if the <code>DataWriter LivelinessQos</code> policy is <code>AUTOMATIC LIVELINESS QOS</code> or <code>MANUAL BY PARTICIPANT LIVELINESS QOS</code> . In this case it indicates whether the liveliness information for the entity shall be sent using the <code>BuiltinParticipantMessage</code> or the <code>BuiltinParticipantMessageSecure</code> builtin Topic. If <i>is liveliness protected</i> is TRUE then the liveliness heartbeats are sent using the <code>BuiltinParticipantMessageSecure</code> builtin Topic. Otherwise they are sent using the <code>BuiltinParticipantMessage</code> builtin Topic.

8.4.2.7 EndpointSecurityAttributes

[DDSSEC11-16 AccessControl behavior does not show check local datawriter/reader ...]

The `EndpointSecurityAttributes` describe how the middleware shall protect the Entity. This is a structured type, [derived from `TopicSecurityAttributes`](#), whose [additional](#) members are described in the table below:

[\[DDSSEC11-17 - Need a way to determine the builtinTopic used for the DataWriter...\]](#)

[\[DDSSEC11-72 EndpointSecurity's `is_payload_protected` is Insufficient...\]](#)

Table 30 – Description of the `EndpointSecurityAttributes`

Member	Type	Meaning
<code>is_submessage_protected</code>	Boolean	<p>Indicates the DDS middleware shall call the operations on the <code>CryptoKeyFactory</code>, <code>CryptoKeyExchange</code>, and <code>CryptoTransform</code> for the entity:</p> <p>If <i><code>is_submessage_protected</code></i> is TRUE, then the <code>CryptoKeyFactory</code>, <code>CryptoKeyExchange</code> operations shall be called for that entity to create the associated cryptographic material and send it to the matched entities.</p> <p>If <i><code>is_submessage_protected</code></i> is FALSE, then the <code>CryptoKeyFactory</code>, <code>CryptoKeyExchange</code> and <code>CryptoTransform</code> operations are called only if <code>is_payload_protected</code> is TRUE.</p> <p>If <i><code>is_submessage_protected</code></i> is TRUE and the entity is a <code>DataWriter</code>, the submessages sent by the <code>DataWriter</code> shall be transformed using the <code>CryptoTransform</code> operation <code>encode_datawriter_submessage</code> and the messages received from the matched <code>DataReaders</code> shall be transformed using the <code>CryptoTransform</code> operation <code>decode_datareader_submessage</code>.</p> <p>If <i><code>is_submessage_protected</code></i> is TRUE and the entity is a <code>DataReader</code>, the submessages sent by the <code>DataReader</code> shall be transformed using the <code>CryptoTransform</code> operation <code>encode_datareader_submessage</code> and the messages received from the matched <code>DataWriters</code> shall be transformed using the <code>CryptoTransform</code> operation <code>decode_datawriter_submessage</code>.</p>

Formatted: Table caption, Don't keep with next, Don't keep lines together

Deleted: 3030302925

Deleted: is_access_protected

is_payload_protected	Boolean	<p>Indicates the DDS middleware shall call the operations on the CryptoKeyFactory, CryptoKeyExchange, and CryptoTransform for the entity.</p> <p>If <i>is_payload_protected</i> is TRUE, then the CryptoKeyFactory, CryptoKeyExchange operations shall be called for that entity to create the associated cryptographic material and send it to the matched entities.</p> <p>If <i>is_payload_protected</i> is FALSE, then the CryptoKeyFactory, CryptoKeyExchange and CryptoTransform operations are called only if is_payload_protected is TRUE.</p> <p>If <i>is_payload_protected</i> is TRUE and the entity is a DataWriter, the serialized data sent by the DataWriter shall be transformed by calling encode_serialized_payload.</p> <p>If <i>is_payload_protected</i> is TRUE and the entity is a DataReader, the serialized data received by the DataReader shall be transformed by calling decode_serialized_payload</p>
is_key_protected		<p>Indicates that the content of the Instance Key is sensitive.</p> <p>If is_key_protected is TRUE, then the DDS middleware shall compute the KeyHash for the Instance Key as described in section 7.3.4.</p> <p>If is_key_protected is FALSE, then the DDS middleware should the compute the KeyHash for the Instance Key as described in clause 9.6.3.3 of the DDS-RTPS specification [2].</p>
plugin_endpoint_attributes	PluginEndpointSpecificAttributesMask	<p>This field is a holder for plugin-specific information that is propagated via discovery as part of the EndpointSecurityInfo (see 7.2.8).</p> <p>The definition for the builtin plugins can</p>

		be found in 0,
ac_endpoint_properties	PropertySeq	<p>Additional properties to add to the <i>datawriter_properties</i> or <i>datareader_properties</i> passed to the CryptoKeyFactory operations register_local_datawriter and register_local_datareader.</p> <p>The returned <i>ac_endpoint_properties</i> and their interpretation shall be specified by each plugin implementation.</p>

Deleted: 09.4.2.6

Deleted: is_liveliness_protected

DDSSEC11-106 Should differences in EndpointSecurityAttributesMask prevent matching? Moved section added by DDSSEC11-38 as 7.2.7 and modified by DDSSEC-106 to 8.4.2.8

8.4.2.8 Definition of the EndpointSecurityAttributesMask

DDSSEC11-38 Clarify whether governance settings for a DataWriter and a DataReader ...

The EndpointSecurityAttributesMask is used to encode the value of the EndpointSecurityAttributes in a compact way such that it can be included in the EndpointSecurityInfo, see [7.2.8](#).

Deleted: 7.2.87.2.87.2.87.2.7

The mapping of the EndpointSecurityAttributes to EndpointSecurityAttributesMask shall be as defined in the table below:

DDSSEC11-106 Should differences in EndpointSecurityAttributesMask prevent matching? This text was originally created by DDSSEC11-38 in section 7.2.7 it was modified by DDSSEC11-16 and moved to 8.4.2.8 with additional modifications by DDSSEC-106

DDSSEC11-38 Clarify whether governance settings for a DataWriter and a DataReader ...

DDSSEC11-16 AccessControl behavior does not show check local datawriter/reader ...

DDSSEC11-106 Should differences in EndpointSecurityAttributesMask prevent matching?!

Table 31 – Mapping of fields EndpointSecurityAttributes to bits in EndpointSecurityAttributesMask

Formatted: Table caption, Don't keep with next, Don't keep lines together

Deleted: 313131307

Field in EndpointSecurityAttributes	Corresponding bit in the EndpointSecurityAttributesMask
is_read_protected	#define ENDPOINT SECURITY ATTRIBUTES FLAG IS READ PROTECTED (0x00000001 << 0)
is_write_protected	#define ENDPOINT SECURITY ATTRIBUTES FLAG IS WRITE PROTECTED (0x00000001 << 1)
is_discovery_protected	#define ENDPOINT SECURITY ATTRIBUTES FLAG IS DISCOVERY PROTECTED (0x00000001 << 2)

is_submessage_protected	<code>#define ENDPOINT_SECURITY_ATTRIBUTES_FLAG_IS_SUBMESSAGE_PROTECTED (0x00000001 << 3)</code>
is_payload_protected	<code>#define ENDPOINT_SECURITY_ATTRIBUTES_FLAG_IS_PAYLOAD_PROTECTED (0x00000001 << 4)</code>
is_key_protected	<code>#define ENDPOINT_SECURITY_ATTRIBUTES_FLAG_IS_KEY_PROTECTED (0x00000001 << 5)</code>
is_liveliness_protected	<code>#define ENDPOINT_SECURITY_ATTRIBUTES_FLAG_IS_LIVELINESS_PROTECTED (0x00000001 << 6)</code>
is_valid	<code>#define ENDPOINT_SECURITY_ATTRIBUTES_FLAG_IS_VALID (0x00000001 << 31)</code>

8.4.2.9 AccessControl interface

[\[DDSSEC11-34 - Add Missing parameters to check local \(datawriter/datareader\) match APIs\]](#)

[\[DDSSEC11-35 - Fix get * token in Table 23 To Be Consistent\]](#)

[\[DDSSEC11-112 No mechanism to free ParticipantSecurityAttributes ...\]](#)

[\[DDSSEC11-16 AccessControl behavior does not show check local datawriter/reader ...\]](#)

Table 32 – AccessControl Interface

AccessControl		
No Attributes		
Operations		
validate_local_permissions		PermissionsHandle
	auth_plugin	AuthenticationPlugin
	identity	IdentityHandle
	domain_id	DomainId_t
	participant_qos	DomainParticipantQos
	out: exception	SecurityException
validate_remote_permissions		PermissionsHandle
	auth_plugin	AuthenticationPlugin
	local_identity_handle	IdentityHandle

Formatted: Table caption

Deleted: 3232323126

	remote_identity_handle	IdentityHandle
	remote_permissions_token	PermissionsToken
	remote_credential_token	AuthenticatedPeerCredentialToken
	out: exception	SecurityException
check_create_participant		Boolean
	permissions_handle	PermissionsHandle
	domain_id	DomainId_t
	qos	DomainParticipantQoS
	out: exception	SecurityException

check_create_datawriter		Boolean
	permissions_handle	PermissionsHandle
	domain_id	DomainId_t
	topic_name	String
	qos	DataWriterQoS
	partition	PartitionQoSPolicy
	data_tag	DataTag
	out: exception	SecurityException
check_create_datareader		Boolean
	permissions_handle	PermissionsHandle
	domain_id	DomainId_t
	topic_name	String
	qos	DataReaderQoS
	partition	PartitionQoSPolicy
	data_tag	DataTag
	out: exception	SecurityException
check_create_topic		Boolean
	permissions_handle	PermissionsHandle
	domain_id	DomainId_t
	topic_name	String
	qos	TopicQoS
	out: exception	SecurityException
check_local_datawriter_register_instance		Boolean
	permissions_handle	PermissionsHandle
	writer	DataWriter
	key	DynamicData
	out: exception	SecurityException

check_local_datawriter_dispose_instance		Boolean
	permissions_handle	PermissionsHandle
	writer	DataWriter
	key	DynamicData
	out: exception	SecurityException
check_remote_participant		Boolean
	permissions_handle	PermissionsHandle
	domain_id	DomainId_t
	participant_data	ParticipantBuiltinTopicDataSecure
	out: exception	SecurityException
check_remote_datawriter		Boolean
	permissions_handle	PermissionsHandle
	domain_id	DomainId_t
	publication_data	PublicationBuiltinTopicDataSecure
	out: exception	SecurityException
check_remote_datareader		Boolean
	permissions_handle	PermissionsHandle
	domain_id	DomainId_t
	subscription_data	SubscriptionBuiltinTopicDataSecure
	out: relay_only	Boolean
	out: exception	SecurityException
check_remote_topic		Boolean
	permissions_handle	PermissionsHandle
	DomainId_t	domain_id
	topic_data	TopicBuiltinTopicData
	out: exception	SecurityException

check_local_datawriter_match		Boolean
	writer_permissions_handle	PermissionsHandle
	reader_permissions_handle	PermissionsHandle
	publication_data	PublicationBuiltInTopicDataSecure
	subscription_data	PublicationBuiltInTopicDataSecure
	out: exception	SecurityException
check_local_datareader_match		Boolean
	reader_permissions_handle	PermissionsHandle
	writer_permissions_handle	PermissionsHandle
	subscriber_partition	PartitionQosPolicy
	publication_data	PublicationBuiltInTopicDataSecure
	subscription_data	PublicationBuiltInTopicDataSecure
	out: exception	SecurityException
check_remote_datawriter_register_instance		Boolean
	permissions_handle	PermissionsHandle
	reader	DataReader
	publication_handle	InstanceHandle_t
	key	DynamicData
	instance_handle	InstanceHandle_t
	out: exception	SecurityException

Deleted: writer_data_tag

Deleted: DataTag

Deleted: reader_data_tag

Deleted: DataTag

Deleted: reader_data_tag

Deleted: DataTag

Deleted: writer_data_tag

Deleted: DataTag

check_remote_datawriter_dispose_instance		Boolean
	permissions_handle	PermissionsHandle
	reader	DataReader
	publication_handle	InstanceHandle_t
	key	DynamicData
	out: exception	SecurityException
get_permissions_token		Boolean
	out: permissions token	PermissionsToken
	handle	PermissionsHandle
	out: exception	SecurityException
get_permissions_credential_token		Boolean
	out: permissions credential token	PermissionsCredentialToken
	handle	PermissionsHandle
	out: exception	SecurityException
set_listener		Boolean
	listener	AccessControlListener
	out: exception	SecurityException
return_permissions_token		Boolean
	token	PermissionsToken
	out: exception	SecurityException
return_permissions_credential_token		Boolean
	permissions_credential token	PermissionsCredentialToken
	out: exception	SecurityException
get_participant_security_attributes		Boolean
	permissions_handle	PermissionsHandle
	out: attributes	ParticipantSecurityAttributes
	out: exception	SecurityException

Deleted: PermissionsToken

Deleted: exception

Deleted: PermissionsCredentialToken

<u>get_topic_sec_attributes</u>		Boolean
	<u>permissions_handle</u>	PermissionsHandle
	<u>topic_name</u>	string
	<u>out: attributes</u>	EndpointSecurityAttributes
	<u>out: exception</u>	SecurityException
get_datawriter_sec_attributes		Boolean
	<u>permissions_handle</u>	PermissionsHandle
	<u>topic_name</u>	string
	<u>partition</u>	PartitionQosPolicy
	<u>data_tag</u>	DataTagQosPolicy
	<u>out: attributes</u>	EndpointSecurityAttributes
	<u>out: exception</u>	SecurityException
get_datareader_sec_attributes		Boolean
	<u>permissions_handle</u>	PermissionsHandle
	<u>topic_name</u>	string
	<u>partition</u>	PartitionQosPolicy
	<u>data_tag</u>	DataTagQosPolicy
	<u>out: attributes</u>	EndpointSecurityAttributes
	<u>out: exception</u>	SecurityException
<u>return_participant_sec_attributes</u>		Boolean
	<u>attributes</u>	ParticipantSecurityAttributes
	<u>out: exception</u>	SecurityException
<u>return_datawriter_sec_attributes</u>		Boolean
	<u>attributes</u>	EndpointSecurityAttributes
	<u>out: exception</u>	SecurityException

<code>return_datareader_s</code>		<code>Boolean</code>
<code>ec_attributes</code>	<code>attributes</code>	<code>EndpointSecurityAttributes</code>
	<code>out: exception</code>	<code>SecurityException</code>

8.4.2.9.1 Operation: `validate_local_permissions`

Validates the permissions of the local `DomainParticipant`. The operation returns a `PermissionsHandle` object, if successful. The `PermissionsHandle` can be used to locally identify the permissions of the local `DomainParticipant` to the `AccessControl` plugin.

This operation shall be called before the `DomainParticipant` is enabled. It shall be called either by the implementation of `DomainParticipantFactory` `create_domain_participant` or `DomainParticipant` `enable` [1].

If an error occurs, this method shall return `HandleNIL`.

Parameter `auth_plugin`: The `Authentication` plugin, which validated the identity of the local `DomainParticipant`. If this argument is `nil`, the operation shall return `HandleNIL`.

Parameter `identity`: The `IdentityHandle` returned by the authentication plugin from a successful call to `validate_local_identity`.

Parameter `domain_id`: The DDS Domain Id of the `DomainParticipant`.

Parameter `participant_qos`: The `DomainParticipantQos` of the `DomainParticipant`.

Parameter `exception`: A `SecurityException` object, which provides details, in case this operation returns `HandleNIL`.

8.4.2.9.2 Operation: `validate_remote_permissions`

Validates the permissions of the previously authenticated remote `DomainParticipant`, given the `PermissionsToken` object received via DDS discovery and the `PermissionsCredentialToken` obtained as part of the authentication process. The operation returns a `PermissionsHandle` object, if successful.

If an error occurs, this method shall return `HandleNIL`.

Parameter `auth_plugin`: The `Authentication` plugin, which validated the identity of the remote `DomainParticipant`. If this argument is `nil`, the operation shall return `HandleNIL`.

Parameter `local_identity_handle`: The `IdentityHandle` returned by the authentication plugin.

Parameter `remote_identity_handle`: The `IdentityHandle` returned by a successful call to the `validate_remote_identity` operation on the `Authentication` plugin.

Parameter remote_permissions_token: The `PermissionsToken` of the remote `DomainParticipant` received via DDS discovery inside the *permissions_token* member of the *ParticipantBuiltinTopicData*. See 7.4.1.3.

Parameter remote_credential_token: The `AuthenticatedPeerCredentialToken` of the remote `DomainParticipant` returned by the operation `get_authenticated_peer_credential_token` on the `Authentication` plugin.

Parameter exception: A `SecurityException` object, which provides details, in case this operation returns `HandleNIL`.

8.4.2.9.3 Operation: `check_create_participant`

Enforces the permissions of the local `DomainParticipant`. When the local `DomainParticipant` is created, its permissions must allow it to join the DDS Domain specified by the *domain_id*. Optionally the use of the specified value for the `DomainParticipantQoS` must also be allowed by its permissions. The operation returns a `Boolean` value.

This operation shall be called before the `DomainParticipant` is enabled. It shall be called either by the implementation of `DomainParticipantFactory` `create_domain_participant` or `DomainParticipant` `enable` [1].

If an error occurs, this method shall return `false`.

Parameter permissions_handle: The `PermissionsHandle` object associated with the local `DomainParticipant`. If this argument is `nil`, the operation shall return `false`.

Parameter domain_id: The domain id where the local `DomainParticipant` is about to be created. If this argument is `nil`, the operation shall return `false`.

Parameter qos: The QoS policies of the local `DomainParticipant`. If this argument is `nil`, the operation shall return `false`.

Parameter exception: A `SecurityException` object, which provides details in case this operation returns `false`.

8.4.2.9.4 Operation: `check_create_datawriter`

Enforces the permissions of the local `DomainParticipant`. When the local `DomainParticipant` creates a `DataWriter` for *topic_name* with the specified `DataWriterQoS` associated with the *data_tag*, its permissions must allow this. The operation returns a `Boolean` object.

If an error occurs, this method shall return `false`.

Parameter permissions_handle: The `PermissionsHandle` object associated with the local `DomainParticipant`. If this argument is `nil`, the operation shall return `false`.

Parameter domain_id: The `DomainId_t` of the local `DomainParticipant` to which the local `DataWriter` will belong.

Parameter topic_name: The topic name that the `DataWriter` is supposed to write. If this argument is `nil`, the operation shall return `false`.

Parameter qos: The QoS policies of the local `DataWriter`. If this argument is `nil`, the operation shall return `false`.

Parameter partition: The `PartitionQosPolicy` of the local `Publisher` to which the `DataWriter` will belong.

Parameter data_tag: The data tags that the local `DataWriter` is requesting to be associated with its data. This argument can be `nil` if it is not considered for access control.

Parameter exception: A `SecurityException` object, which provides details in case this operation returns `false`.

8.4.2.9.5 Operation: `check_create_datareader`

Enforces the permissions of the local `DomainParticipant`. When the local `DomainParticipant` creates a `DataReader` for a `Topic` for `topic_name` with the specified `DataReaderQos` `qos` associated with the `data_tag`, its permissions must allow this. The operation returns a `Boolean` value.

If an error occurs, this method shall return `false`.

Parameter permissions_handle: The `PermissionsHandle` object associated with the local `DomainParticipant`. If this argument is `nil`, the operation shall return `false`.

Parameter domain_id: The `DomainId_t` of the local `DomainParticipant` to which the local `DataReader` will belong.

Parameter topic_name: The topic name that the `DataReader` is supposed to read. If this argument is `nil`, the operation shall return `false`.

Parameter qos: The QoS policies of the local `DataReader`. If this argument is `nil`, the operation shall return `false`.

Parameter partition: The `PartitionQosPolicy` of the local `Subscriber` to which the `DataReader` will belong.

Parameter data_tag: The data tags that the local `DataReader` is requesting read access to. This argument can be `nil` if it is not considered for access control.

Parameter exception: A `SecurityException` object, which provides details in case this operation returns `false`.

8.4.2.9.6 Operation: `check_create_topic`

Enforces the permissions of the local `DomainParticipant`. When an entity of the local `DomainParticipant` creates a `Topic` with `topic_name` and `TopicQos` `qos` its permissions must allow this. The operation returns a `Boolean` value.

If an error occurs, this method shall return `false`.

Parameter permissions_handle: The `PermissionsHandle` object associated with the local `DomainParticipant`. If this argument is `nil`, the operation shall return `false`.

Parameter domain_id: The `DomainId_t` of the local `DomainParticipant` that creates the `Topic`.

Parameter topic_name: The topic name to be created. If this argument is `nil`, the operation shall return `false`.

Parameter qos: The QoS policies of the local `Topic`. If this argument is `nil`, the operation shall return `false`.

Parameter exception: A `SecurityException` object, which provides details in case this operation returns `false`.

8.4.2.9.7 Operation: `check_local_datawriter_register_instance`

Enforces the permissions of the local `DomainParticipant`. In case the access control requires a finer granularity at the instance level, this operation enforces the permissions of the local `DataWriter`. The `key` identifies the instance being registered and permissions are checked to determine if registration of the specified instance is allowed. The operation returns a `Boolean` value.

If an error occurs, this method shall return `false`.

Parameter permissions_handle: The `PermissionsHandle` object associated with the local `DomainParticipant`. If this argument is `nil`, the operation shall return `false`.

Parameter writer: `DataWriter` object that registers the instance. If this argument is `nil`, the operation shall return `false`.

Parameter key: The `key` of the instance for which the registration permissions are being checked. If this argument is `nil`, the operation shall return `false`.

Parameter exception: A `SecurityException` object, which provides details in case this operation returns `false`.

8.4.2.9.8 Operation: `check_local_datawriter_dispose_instance`

Enforces the permissions of the local `DomainParticipant`. In case the access control requires a finer granularity at the instance level, this operation enforces the permissions of the local `DataWriter`. The `key` has to match the permissions for disposing an instance. The operation returns a `Boolean` object.

If an error occurs, this method shall return `false`.

Parameter permissions_handle: The `PermissionsHandle` object associated with the local `DomainParticipant`. If this argument is `nil`, the operation shall return `false`.

Parameter writer: `DataWriter` object that registers the instance. If this argument is `nil`, the operation shall return `false`.

Parameter key: The `key` identifies the instance being registered and the permissions are checked to determine if disposal of the specified instance is allowed. If this argument is `nil`, the operation shall return `false`.

Parameter exception: A `SecurityException` object, which provides details in case this operation returns `nil`.

8.4.2.9.9 Operation: `check_remote_participant`

Enforces the permissions of the remote `DomainParticipant`. When the remote `DomainParticipant` is discovered, the `domain_id` and, optionally, the `DomainParticipantQoS` are checked to verify that joining that DDS Domain and using that QoS is allowed by its permissions. The operation returns a `Boolean` result.

If an error occurs, this method shall return `false`.

Parameter `permissions_handle`: The `PermissionsHandle` object associated with the remote `DomainParticipant`. If this argument is `nil`, the operation shall return `false`.

Parameter `domain_id`: The domain id where the remote `DomainParticipant` is about to be created. If this argument is `nil`, the operation shall return `false`.

Parameter `participant_data`: The `ParticipantBuiltInTopicDataSecure` object associated with the remote `DomainParticipant`. If this argument is `nil`, the operation shall return `false`.

Parameter `exception`: A `SecurityException` object, which provides details in case this operation returns `nil`.

8.4.2.9.10 Operation: `check_remote_datawriter`

Enforces the permissions of a remote `DomainParticipant`.

This operation shall be called by a `DomainParticipant` prior to matching a local `DataReader` belonging to that `DomainParticipant` with a `DataWriter` belonging to a different (peer) `DomainParticipant`.

This operation shall also be called whenever a `DomainParticipant` detects a QoS change for a `DataWriter` belonging to a different (peer) `DomainParticipant` that is matched with a local `DataReader`.

This operation verifies that the peer `DomainParticipant` has the permissions necessary to publish data on the DDS `Topic` with name *topic_name* using the `DataWriterQoS` that appears in *publication_data*. The operation returns a `Boolean` value.

If an error occurs, this method shall return `false`.

Parameter `permissions_handle`: The `PermissionsHandle` object associated with the remote `DomainParticipant`. If this argument is `nil`, the operation shall return `false`.

Parameter `domain_id`: The domain id of the `DomainParticipant` to which the remote `DataWriter` belongs.

Parameter `publication_data`: The `PublicationBuiltInTopicDataSecure` object associated with the remote `DataWriter`. If this argument is `nil`, the operation shall return `false`.

Parameter `exception`: A `SecurityException` object, which provides details in case this operation returns `false`.

8.4.2.9.11 Operation: `check_remote_datareader`

Enforces the permissions of a remote `DomainParticipant`.

This operation shall be called by a `DomainParticipant` prior to matching a local `DataWriter` belonging to that `DomainParticipant` with a `DataReader` belonging to a different (peer) `DomainParticipant`.

This operation shall also be called whenever a `DomainParticipant` detects a QoS change for a `DataReader` belonging to a different (peer) `DomainParticipant` that is matched with a local `DataWriter`.

This operation verifies that the peer `DomainParticipant` has the permissions necessary to subscribe to data on the DDS `Topic` with name *topic_name* using the `DataReaderQoS` that appears in *subscription_data*. The operation returns a `Boolean` value and also sets the *relay_only* output parameter.

If the operation returns `true`, the DDS middleware shall allow the local `DataWriter` to match with the remote `DataReader`, if it returns `false`, it shall not allow it.

If the operation returns `true`, the *relay_only* parameter shall be remembered by the DDS middleware and passed to the `register_matched_remote_datareader` operation on the `CryptoKeyFactory`.

If an error occurs, this method shall return `false`.

Parameter `permissions_handle`: The `PermissionsHandle` object associated with the local `DomainParticipant`. If this argument is `nil`, the operation shall return `false`.

Parameter `domain_id`: The domain id of the `DomainParticipant` to which the remote `DataReader` belongs.

Parameter `subscription_data`: The `SubscriptionBuiltInTopicDataSecure` object associated with the remote `DataReader`. If this argument is `nil`, the operation shall return `false`.

Parameter (out) `relay_only`: `Boolean` indicating whether the permissions of the remote `DataReader` are restricted to relaying the information (understanding sequence numbers and other `SubmessageHeader` information) but not decoding the data itself. This parameter is only meaningful if the operation returns `true`.

Parameter exception: A `SecurityException` object, which provides details in case this operation returns `false`.

8.4.2.9.12 Operation: `check_remote_topic`

Enforces the permissions of the remote `DomainParticipant`. When the remote `DomainParticipant` creates a certain topic, the *topic_name* and optionally the `TopicQoS` extracted from the *topic_data* are verified to ensure the remote `DomainParticipant` permissions allow it to create the DDS `Topic` with the specified QoS. The operation returns a `Boolean` value.

If an error occurs, this method shall return `false`.

Parameter `permissions_handle`: The `PermissionsHandle` object associated with the remote `DomainParticipant`. If this argument is `nil`, the operation shall return `false`.

Parameter `topic_data`: The `TopicBuiltInTopicData` object associated with the `Topic`. If this argument is `nil`, the operation shall return `false`.

Parameter exception: A `SecurityException` object, which provides details in case this operation returns `false`.

8.4.2.9.13 Operation: `check_local_datawriter_match`

Provides the means for the `AccessControl` plugin to enforce access control rules that are based on the `DataTag` associated with `DataWriter` and a matching `DataReader`.

The operation shall be called for any local `DataWriter` that matches a `DataReader`. The operation shall be called after the operation `check_local_datawriter` has been called on the local `DataWriter` and either `check_local_datareader` or `check_remote_datareader` has been called on the `DataReader`.

This operation shall also be called when a local `DataWriter`, matched with a `DataReader`, detects a change on the `Qos` of the `DataReader`.

The operation shall be called only if the aforementioned calls to `check_local_datawriter` and `check_local_datareader` or `check_remote_datareader` are returned successfully.

The operation returns a `Boolean` value. If an error occurs, this method shall return `false` and the `SecurityException` filled.

Parameter `writer_permissions_handle`: The `PermissionsHandle` object associated with the `DomainParticipant` that contains the local `DataWriter`. If this argument is `nil`, the operation shall return `false`.

Parameter `reader_permissions_handle`: The `PermissionsHandle` object associated with the remote `DomainParticipant`. If this argument is `nil`, the operation shall return `false`.

[\[DDSSEC11-34 - Add Missing parameters to check local \(datawriter/datareader\) match APIs\]](#)

Parameter `publication_data`: The `PublicationBuiltInTopicDataSecure` object associated with the local `DataWriter`. If this argument is `nil`, the operation shall return `false`.

Parameter `subscription_data`: The `SubscriptionBuiltInTopicDataSecure` object associated with the matched `DataReader`. If this argument is `nil`, the operation shall return `false`.

Parameter exception: A `SecurityException` object, which provides details in case this operation returns `false`.

8.4.2.9.14 Operation: `check_local_datareader_match`

Provides the means for the `AccessControl` plugin to enforce access control rules that are based on the `DataTag` associated with a `DataReader` and a matching `DataWriter`.

The operation shall be called for any local `DataReader` that matches a `DataWriter`. The operation shall be called after the operation `check_local_datareader` has been called on the local `DataReader` and either `check_local_datawriter` or `check_remote_datawriter` has been called on the `DataWriter`.

This operation shall also be called when a local `DataReader`, matched with a `DataWriter`, detects a change on the `Qos` of the `DataWriter`.

Deleted: Parameter `publisher_partition`:
The `PartitionQosPolicy` of the `Publisher` that contains the local `DataWriter`.
Parameter `writer_data_tag`: The `DataTag` associated with the local `DataWriter`.
Parameter `reader_data_tag`: The `DataTag` associated with the matched `DataReader`.

The operation shall be called only if the aforementioned calls to `check_local_datareader` and `check_local_datawriter` or `check_remote_datawriter` are returned successfully.

The operation returns a `Boolean` value. If an error occurs, this method shall return `false` and the `SecurityException` filled.

Parameter `writer_permissions_handle`: The `PermissionsHandle` object associated with the `DomainParticipant` that contains the local `DataReader`. If this argument is `nil`, the operation shall return `false`.

Parameter `reader_permissions_handle`: The `PermissionsHandle` object associated with the remote `DomainParticipant`. If this argument is `nil`, the operation shall return `false`.

IDSSEC11-34 - Add Missing parameters to check local (datawriter/datareader) match APIs

Parameter `subscription_data`: The `SubscriptionBuiltInTopicDataSecure` object associated with the local `DataReader`. If this argument is `nil`, the operation shall return `false`.

Parameter `publication_data`: The `PublicationBuiltInTopicDataSecure` object associated with the matched `DataWriter`. If this argument is `nil`, the operation shall return `false`.

Parameter `exception`: A `SecurityException` object, which provides details in case this operation returns `false`.

8.4.2.9.15 Operation: `check_remote_datawriter_register_instance`

Enforces the permissions of the remote `DomainParticipant`. In case the access control requires a finer granularity at the instance level, this operation enforces the permissions of the remote `DataWriter`. The key has to match the permissions for registering an instance. The operation returns a `Boolean` value.

If an error occurs, this method shall return `false`.

Parameter `permissions_handle`: The `PermissionsHandle` object associated with the remote `DomainParticipant`. If this argument is `nil`, the operation shall return `false`.

Parameter `reader`: The local `DataReader` object that is matched to the remote `DataWriter` that registered an instance.

Parameter `publication_handle`: Handle that identifies the remote `DataWriter`.

Parameter `key`: The key of the instance that needs to match the permissions for registering an instance. If this argument is `nil`, the operation shall return `false`.

Parameter `exception`: A `SecurityException` object, which provides details in case this operation returns `false`.

8.4.2.9.16 Operation: `check_remote_datawriter_dispose_instance`

Enforces the permissions of the remote `DomainParticipant`. In case the access control requires a finer granularity at the instance level, this operation enforces the permissions of the remote `DataWriter`. The key has to match the permissions for disposing an instance. The operation returns a `Boolean` value.

Deleted: Parameter `subscriber_partition`:
The `PartitionQosPolicy` of the `Subscriber` that contains the local `DataReader`.
Parameter `writer_data_tag`: The `DataTag` associated with the local `DataWriter`.
Parameter `reader_data_tag`: The `DataTag` associated with the matched `DataReader`.

If an error occurs, this method shall return `false`.

Parameter `permissions_handle`: The `PermissionsHandle` object associated with the remote `DomainParticipant`. If this argument is `nil`, the operation shall return `false`.

Parameter `reader`: The local `DataReader` object that is matched to the `Publication` that disposed an instance.

Parameter `publication_handle`: Handle that identifies the remote `Publication`.

Parameter `key`: The key of the instance that needs to match the permissions for disposing an instance. If this argument is `nil`, the operation shall return `false`.

Parameter `exception`: A `SecurityException` object, which provides details in case this operation returns `false`.

8.4.2.9.17 Operation: `get_permissions_token`

Retrieves a `PermissionsToken` object. The `PermissionsToken` is propagated via DDS discovery to summarize the permissions of the `DomainParticipant` identified by the specified `PermissionsHandle`.

If an error occurs, this method shall return `false`.

Parameter `permissions_token (out)`: The returned `PermissionsToken`.

Parameter `handle`: The handle used to locally identify the permissions of the `DomainParticipant` for which a `PermissionsToken` is desired. If this argument is `nil`, the operation shall return `nil`.

Parameter `exception`: A `SecurityException` object, which provides details in case this operation returns `false`.

8.4.2.9.18 Operation: `get_permissions_credential_token`

Retrieves a `PermissionsCredentialToken` object that can be used to represent on the network the permissions of the `DomainParticipant` identified by the specified `PermissionsHandle`.

If an error occurs, this method shall return `false`.

Parameter `permissions_credential_token (out)`: The returned `PermissionsCredentialToken`.

Parameter `handle`: The `PermissionsHandle` used to locally identify the permissions of the `DomainParticipant` for which a `PermissionsCredentialToken` is desired. If this argument is `nil`, the operation shall return `nil`.

Parameter `exception`: A `SecurityException` object, which provides details in case this operation returns `false`.

8.4.2.9.19 Operation: `set_listener`

Sets the listener for the `AccessControl` plugin.

If an error occurs, this method shall return `false`.

Parameter listener: An `AccessControlListener` object to be attached to the `AccessControl` plugin. If this argument is `nil`, the operation returns `false`.

Parameter exception: A `SecurityException` object, which provides details in case this operation returns `false`.

8.4.2.9.20 Operation: `return_permissions_token`

Returns the `PermissionsToken` to the plugin for disposal.

Parameter token: A `PermissionsToken` to be disposed of. It should correspond to the `PermissionsToken` returned by a prior call to `get_permissions_token` on the same plugin.

Parameter exception: A `SecurityException` object, which provides details in case this operation returns `false`.

8.4.2.9.21 Operation: `return_permissions_credential_token`

Returns the `PermissionsCredentialToken` to the plugin for disposal.

Parameter permissions_credential_token: A `PermissionsCredentialToken` to be disposed of. It should correspond to the `PermissionsCredentialToken` returned by a prior call to `get_permissions_credential_token` on the same plugin.

Parameter exception: A `SecurityException` object, which provides details in case this operation returns `false`.

8.4.2.9.22 Operation: `get_participant_sec_attributes`

Retrieves the `ParticipantSecurityAttributes`, which describe how the DDS middleware should enforce the security and integrity of the information produced and consumed via the `DomainParticipant`.

This operation shall be called by the DDS middleware as part of the creation or enabling of the `DDS DomainParticipant`.

If an error occurs, this method shall return `false`.

Parameter permissions_handle: The `PermissionsHandle` object associated with the local `DomainParticipant`. If this argument is `nil`, the operation shall return `false`.

Parameter (out) attributes: The returned `ParticipantSecurityAttributes`.

Parameter exception: A `SecurityException` object, which provides details in case this operation returns `false`.

DDSSEC11-16 AccessControl behavior does not show check_local_datawriter/reader ...]

8.4.2.9.23 Operation: `get_topic_sec_attributes`

Retrieves the `TopicSecurityAttributes`, which describes how the DDS middleware should enforce the security and integrity of the information related to the `DDS Topic`.

This operation shall be called by the DDS middleware as part of the creation or enabling of a `DDS Topic`. The operation shall be called before calling `check_create_topic`.

check create datawriter, check create datareader,
check remote datawriter, check remote datareader,
check remote datawriter match, or check remote datareader match.

If an error occurs, this method shall return false.

Parameter permissions handle: The `PermissionsHandle` object associated with the local `DomainParticipant`. If this argument is nil, the operation shall return false.

Parameter topic name: The name of the `Topic`. If this argument is nil, the operation shall return false.

Parameter (out) attributes: The returned `TopicSecurityAttributes`.

Parameter exception: A `SecurityException` object, which provides details in case this operation returns false.

8.4.2.9.24 Operation: `get_datawriter_sec_attributes`

Retrieves the `EndpointSecurityAttributes`, which describes how the DDS middleware should enforce the security and integrity of the information related to the DDS `DataWriter` endpoint.

This operation shall be called by the DDS middleware as part of the creation or enabling of a DDS `DataWriter`. The operation shall be called after calling `check_create_datawriter`.

If an error occurs, this method shall return false.

Parameter permissions handle: The `PermissionsHandle` object associated with the local `DomainParticipant`. If this argument is nil, the operation shall return false.

Parameter topic name: The name of the `Topic` associated with the `DataWriter`. If this argument is nil, the operation shall return false.

Parameter partition: The `PartitionQosPolicy` of the local `Publisher` to which the `DataWriter` belongs.

Parameter data tag: The `DataTagQosPolicy` associated with the `DataWriter`. This argument can be nil.

Parameter (out) attributes: The returned `EndpointSecurityAttributes`.

Parameter exception: A `SecurityException` object, which provides details in case this operation returns false.

8.4.2.9.25 Operation: `get_datareader_sec_attributes`

Retrieves the `EndpointSecurityAttributes`, which describes how the DDS middleware should enforce the security and integrity of the information related to the DDS `DataReader` endpoint.

This operation shall be called by the DDS middleware as part of the creation or enabling of a DDS `DataReader`. The operation shall be called after calling `check_create_datareader`.

If an error occurs, this method shall return `false`.

Parameter `permissions_handle`: The `PermissionsHandle` object associated with the local `DomainParticipant`. If this argument is `nil`, the operation shall return `false`.

Parameter `topic_name`: The name of the `Topic` associated with the `DataReader`. If this argument is `nil`, the operation shall return `false`.

Parameter `partition`: The `PartitionQosPolicy` of the local `Subscriber` to which the `DataReader` belongs.

Parameter `data_tag`: The data tag associated with the `DataReader`. This argument can be `nil`.

Parameter (out) `attributes`: The returned `EndpointSecurityAttributes`.

Parameter `exception`: A `SecurityException` object, which provides details in case this operation returns `false`.

[DDSSEC11-112 No mechanism to free ParticipantSecurityAttributes ...]

8.4.2.9.26 Operation: return participant sec attributes:

Returns the `ParticipantSecurityAttributes` to the plugin for disposal.

Parameter `attributes`: The `ParticipantSecurityAttributes` to return.

Parameter `exception`: A `SecurityException` object, which provides details in case this operation returns `false`.

[DDSSEC11-112 No mechanism to free ParticipantSecurityAttributes ...]

8.4.2.9.27 Operation: return datawriter sec attributes:

Returns the `EndpointSecurityAttributes` to the plugin for disposal.

Parameter `attributes`: The `EndpointSecurityAttributes` to return.

Parameter `exception`: A `SecurityException` object, which provides details in case this operation returns `false`.

[DDSSEC11-112 No mechanism to free ParticipantSecurityAttributes ...]

8.4.2.9.28 Operation: return datareader sec attributes:

Returns the `EndpointSecurityAttributes` to the plugin for disposal.

Parameter `attributes`: The `EndpointSecurityAttributes` to return.

Parameter `exception`: A `SecurityException` object, which provides details in case this operation returns `false`.

8.4.2.10 AccessControlListener interface

The purpose of the `AccessControlListener` is to be notified of all status changes for different identities. For example, permissions can change; hence, the `AccessControlListener` is notified and enforces the new permissions.

Table 33– AccessControlListener interface

AccessControlListener		
No Attributes		
Operations		
on_revoke_permissions		Boolean
	plugin	AccessControl
	handle	PermissionsHandle

8.4.2.10.1 Operation: on_revoke_permissions

DomainParticipants' Permissions can be revoked/changed. This listener provides a callback for permission revocation/changes.

If an error occurs, this method shall return `false`.

Parameter plugin: The correspondent `AccessControl` object.

Parameter handle: A `PermissionsHandle` object that corresponds to the Permissions of a DDS Participant whose permissions are being revoked.

8.5 Cryptographic Plugin

The `Cryptographic` plugin defines the types and operations necessary to support encryption, digest, message authentication codes, and key exchange for DDS `DomainParticipants`, `DataWriters` and `DDS DataReaders`.

Users of DDS may have specific cryptographic libraries they use for encryption, as well as, specific requirements regarding the algorithms for digests, message authentication, and signing. In addition, applications may require having only some of those functions performed, or performed only for certain DDS `Topics` and not for others. Therefore, the plugin API has to be general enough to allow flexible configuration and deployment scenarios.

8.5.1 Cryptographic Plugin Model

The `Cryptographic` plugin model is presented in the figure below. It combines related cryptographic interfaces for key creation, key exchange, encryption, message authentication, hashing, and signature.

Deleted: 333333327

Formatted: Keep with next, Adjust space between Latin and Asian text, Tab stops: Not at 0.07" + 0.2" + 0.35" + 0.62" + 0.75" + 1.25" + 2.25" + 2.75" + 3.25" + 3.75" + 4.25" + 4.75" + 5.25" + 5.75"

Deleted: ¶
.....Page Break.....

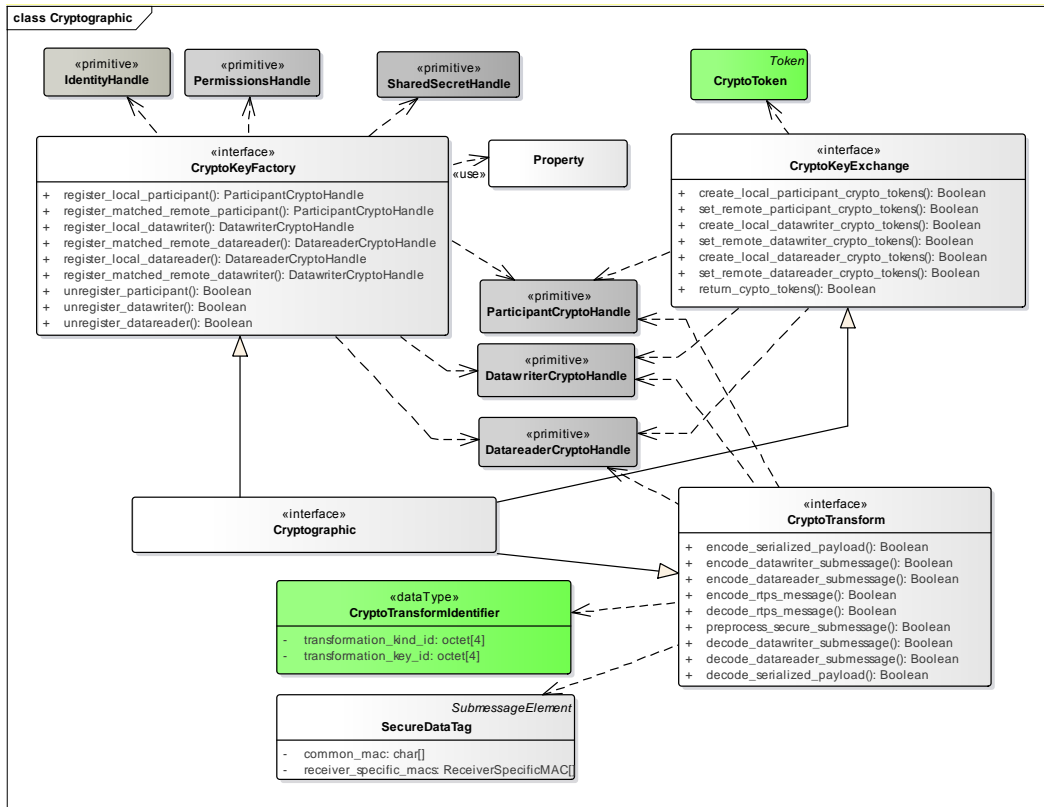


Figure 11 – Cryptographic Plugin Model

8.5.1.1 CryptoToken

This class represents a generic holder for key material. A `CryptoToken` object contains all the information necessary to construct a set of keys to be used to encrypt and/or sign plain text transforming it into cipher-text or to reverse those operations.

The format and interpretation of the `CryptoToken` depends on the implementation of the Cryptographic plugin. Each plugin implementation shall fully define itself, so that applications are able to interoperate. In general, the `CryptoToken` will contain one or more keys and any other necessary material to perform crypto-transformation and/or verification, such as, initialization vectors (IVs), salts, etc.

8.5.1.2 ParticipantCryptoHandle

The `ParticipantCryptoHandle` object is an opaque local reference that represents the key material used to encrypt and sign whole RTPS Messages. It is used by the operations `encode_rtps_message` and `decode_rtps_message`.

8.5.1.3 DatawriterCryptoHandle

The DatawriterCryptoHandle object is an opaque local reference that represents the key material used to encrypt and sign RTPS submessages sent from a DataWriter. This includes the RTPS submessages Data, DataFrag, Gap, Heartbeat, and HeartbeatFrag, as well as, the SerializedPayload submessage element that appears in the Data and DataFrag submessages.

It is used by the operations encode_datawriter_submessage, decode_datawriter_submessage, encode_serialized_payload, and decode_serialized_payload.

8.5.1.4 DatareaderCryptoHandle

The DatareaderCryptoHandle object is an opaque local reference that represents the key material used to encrypt and sign RTPS Submessages sent from a DataReader. This includes the RTPS Submessages AckNack and NackFrag.

It is used by the operations encode_datareader_submessage, decode_datareader_submessage.

8.5.1.5 CryptoTransformIdentifier

The CryptoTransformIdentifier object used to uniquely identify the transformation applied on the sending side (encoding) so that the receiver can locate the necessary key material to perform the inverse transformation (decoding). The generation of CryptoTransformIdentifier is performed by the Cryptographic plugin.

To enable interoperability and avoid misinterpretation of the key material, the structure of the CryptoTransformIdentifier is defined for all Cryptographic plugin implementations as follows:

```
typedef octet CryptoTransformKind[4];
typedef octet CryptoTransformKeyId[4];
struct CryptoTransformIdentifier {
    CryptoTransformKind  transformation_kind;
    CryptoTransformKeyId transformation_key_id;
};
```

Table 34 – CryptoTransformIdentifier class

CryptoTransformIdentifier	
Attributes	
transformation_kind	CryptoTransformKind
transformation_key_id	CryptoTransformKeyId

8.5.1.5.1 Attribute: transformation_kind

Uniquely identifies the type of cryptographic transformation.

Values of transformation_kind having the first two octets set to zero are reserved by this specification, including future versions of this specification.

Formatted: Table caption

Deleted: 343434328

Implementers can use the `transformation_kind` attribute to identify non-standard cryptographic transformations. In order to avoid collisions, the first two octets in the `transformation_kind` shall be set to a registered RTPS `VendorId` [36]. The RTPS `VendorId` used shall either be one reserved to the implementer of the Cryptographic Plugin, or else the implementer of the Cryptographic Plugin shall secure permission from the registered owner of the RTPS `VendorId` to use it.

8.5.1.5.2 Attribute: `transformation_key_id`

Uniquely identifies the key material used to perform a cryptographic transformation within the scope of all Cryptographic Plugin transformations performed by the DDS `DomainParticipant` that creates the key material.

In combination with the sending `DomainParticipant` GUID, the `transformation_key_id` attribute allows the receiver to select the proper key material to decrypt/verify a message that has been encrypted and/or signed. The use of this attribute allows a receiver to be robust to dynamic changes in keys and key material in the sense that it can identify the correct key or at least detect that it does not have the necessary keys and key material.

The values of the `transformation_key_id` are defined by the Cryptographic plugin implementation and understood only by that plugin.

8.5.1.6 `SecureSubmessageCategory_t`

Enumerates the possible categories of RTPS submessages.

Table 35 – `SecureSubmessageCategory_t`

<code>SecureSubmessageCategory_t</code>	
<code>INFO_SUBMESSAGE</code>	Indicates an RTPS Info submessage: <code>InfoSource</code> , <code>InfoDestination</code> , or <code>InfoTimestamp</code> .
<code>DATAWRITER_SUBMESSAGE</code>	Indicates an RTPS submessage that was sent from a <code>DataWriter</code> : <code>Data</code> , <code>DataFrag</code> , <code>HeartBeat</code> , <code>Gap</code> .
<code>DATAREADER_SUBMESSAGE</code>	Indicates an RTPS submessage that was sent from a <code>DataReader</code> : <code>AckNack</code> , <code>NackFrag</code> .

8.5.1.7 `CryptoKeyFactory` interface

This interface groups the operations related to the creation of keys used for encryption and digital signing of both the data written by DDS applications and the RTPS submessage and message headers, used to implement the discovery protocol, distribute the DDS data, implement the reliability protocol, etc.

[\[DDSSEC11-3 How does the built-in Cryptographic plugin know whether to just Sign ...\]](#)

Table 36 – `CryptoKeyFactory` Interface

<code>CryptoKeyFactory</code>
No Attributes
Operations

Formatted: Table caption

Deleted: 3535353429

Deleted: 3636363530

Formatted: Table caption, Don't keep with next

register_local_participant		ParticipantCryptoHandle
	participant_identity	IdentityHandle
	participant_permissions	PermissionsHandle
	participant_properties	PropertySeq
	participant security attributes	ParticipantSecurityAttributes
	out: exception	SecurityException
register_matched_remote_participant		ParticipantCryptoHandle
	local_participant_crypto_handle	ParticipantCryptoHandle
	remote_participant_identity	IdentityHandle
	remote_participant_permissions	PermissionsHandle
	shared_secret	SharedSecretHandle
	out: exception	SecurityException
register_local_datawriter		DatawriterCryptoHandle
	participant_crypto	ParticipantCryptoHandle
	datawriter_properties	PropertySeq
	datawriter security attributes	EndpointSecurityAttributes
	out: exception	SecurityException

register_matched_remote_datareader		DatareaderCryptoHandle
	local_datawriter_crypto_handle	DatawriterCryptoHandle
	remote_participant_crypto	ParticipantCryptoHandle
	shared_secret	SharedSecretHandle
	relay_only	Boolean
	out: exception	SecurityException
register_local_datareader		DatareaderCryptoHandle
	participant_crypto	ParticipantCryptoHandle
	datareader_properties	PropertySeq
	datareader security attributes	EndpointSecurityAttributes
	out: exception	SecurityException
register_matched_remote_datawriter		DatawriterCryptoHandle
	local_datareader_crypto_handle	DatareaderCryptoHandle
	remote_participant_crypto	ParticipantCryptoHandle
	shared_secret	SharedSecretHandle
	out: exception	SecurityException
unregister_participant		Boolean
	participant_crypto_handle	ParticipantCryptoHandle
	out: exception	SecurityException
unregister_datawriter		Boolean
	datawriter_crypto_handle	DatawriterCryptoHandle
	out: exception	SecurityException

unregister_datareader		Boolean
	datareader_cryp to handle	DatareaderCryptoHandle
	out: exception	SecurityException

8.5.1.7.1 Operation: register_local_participant

Registers a local DomainParticipant with the Cryptographic Plugin. The DomainParticipant must have been already authenticated and granted access to the DDS Domain. The operation shall create any necessary key material that is needed to Encrypt and Sign secure messages that are directed to other DDS DomainParticipant entities on the DDS Domain.

Parameter **participant_identity**: An IdentityHandle returned by a prior call to validate_local_identity. If this argument is nil, the operation returns HandleNIL.

Parameter **participant_permissions**: A PermissionsHandle returned by a prior call to validate_local_permissions. If this argument is nil, the operation returns HandleNIL.

[IDDSSEC11-3 How does the built-in Cryptographic plugin know whether to just Sign ...](#)

Parameter **participant_properties**: This parameter shall contain all the properties in the PropertyQosPolicy of the local DomainParticipant whose name has the prefix “dds.sec.crypto.” The purpose of this parameter is to allow configuration of the Cryptographic Plugin by the DomainParticipant, e.g., selection of the cryptographic algorithm, key size, or even setting of the key. The use of this parameter depends on the particular implementation of the plugin and shall be specified for each implementation. Properties not understood by the plugin implementation shall be silently ignored.

Parameter **participant_security_attributes**: The ParticipantSecurityAttributes returned by the AccessControl get_participant_sec_attributes operation.

Parameter **exception**: A SecurityException object, which provides details in case this operation returns HandleNIL.

8.5.1.7.2 Operation: register_matched_remote_participant

Registers a remote DomainParticipant with the Cryptographic Plugin. The remote DomainParticipant must have been already Authenticated and granted Access to the DDS Domain. The operation performs two functions:

1. It shall create any necessary key material needed to decrypt and verify the signatures of messages received from that remote DomainParticipant and directed to the local DomainParticipant.
2. It shall create any necessary key material that will be used by the local DomainParticipant when encrypting or signing messages that are intended only for that remote DomainParticipant.

Parameter **local_participant_crypto_handle**: A ParticipantCryptoHandle returned by a prior call to register_local_participant. If this argument is nil, the operation returns false.

Deleted: combine the PropertyQosPolicy of the local DomainParticipant with the *ac_participant_properties* in the ParticipantSecurityAttributes returned by the AccessControl get_participant_sec_attributes operation. In addition to the properties in the *ac_participant_properties*, the *participant_properties* shall include

Parameter **remote_participant_identity**: An IdentityHandle returned by a prior call to validate_remote_identity. If this argument is nil, the operation returns nil.

Parameter **participant_permissions**: A PermissionsHandle returned by a prior call to validate_remote_permissions. If this argument is nil, the operation returns nil

Parameter **shared_secret**: The SharedSecretHandle returned by a prior call to get_shared_secret as a result of the successful completion of the Authentication handshake between the local and remote DomainParticipant entities.

Parameter **exception**: A SecurityException object, which provides details in case this operation returns false.

8.5.1.7.3 Operation: register_local_datawriter

Registers a local DataWriter with the Cryptographic Plugin. The fact that the DataWriter was successfully created indicates that the DomainParticipant to which it belongs was authenticated, granted access to the DDS Domain, and granted permission to create the DataWriter on its Topic.

This operation shall create the cryptographic material necessary to encrypt and/or sign the data written by the DataWriter and returns a DataWriterCryptoHandle to be used for any cryptographic operations affecting messages sent or received by the DataWriter.

If an error occurs, this method shall return false. If it succeeds, the operation shall return an opaque handle that can be used to refer to that key material.

Parameter **participant_crypto**: A ParticipantCryptoHandle returned by a prior call to register_local_participant. It shall correspond to the ParticipantCryptoHandle of the DomainParticipant to which the DataWriter belongs. If this argument is nil, the operation returns false.

[\[DDSSEC11-3 How does the built-in Cryptographic plugin know whether to just Sign ...\]](#)

Parameter **local_datawriter_properties**: This parameter shall contain all the properties in the PropertyQosPolicy of the local DataWriter whose name has the prefix “dds.sec.crypto.” The purpose of this parameter is to allow configuration of the Cryptographic Plugin by the DataWriter, e.g., selection of the cryptographic algorithm, key size, or even setting of the key. The use of this parameter depends on the particular implementation of the plugin and shall be specified for each implementation. Properties not understood by the plugin implementation shall be silently ignored.

Parameter **datawriter_security_attributes**: The EndpointSecurityAttributes returned by the AccessControl get_datawriter_sec_attributes operation.

Parameter **exception**: A SecurityException object, which provides details in case this operation returns false.

8.5.1.7.4 Operation: register_matched_remote_datareader

Registers a remote DataReader with the Cryptographic Plugin. The remote DataReader shall correspond to one that has been granted permissions to match with the local DataWriter.

Deleted: combine PropertyQosPolicy of the local DataWriter with the *ac_endpoint_properties* in the EndpointSecurityAttributes returned by the AccessControl get_datawriter_sec_attributes operation. In addition to the properties in the *ac_endpoint_properties*, the *local_datawriter_properties* shall include

This operation shall create the cryptographic material necessary to encrypt and/or sign the RTPS submessages (Data, DataFrag, Gap, Heartbeat, HeartbeatFrag) sent from the local DataWriter to that DataReader. It shall also create the cryptographic material necessary to process RTPS Submessages (AckNack, NackFrag) sent from the remote DataReader to the DataWriter.

The operation shall associate the value of the **relay_only** parameter with the returned DataWriterCryptoHandle. This information shall be used in the generation of the KeyToken objects to be sent to the DataReader.

Parameter **local_datawriter_crypto_handle**: A DataWriterCryptoHandle returned by a prior call to register_local_datawriter. If this argument is nil, the operation returns HandleNIL.

Parameter **remote_participant_crypto**: A ParticipantCryptoHandle returned by a prior call to register_matched_remote_participant. It shall correspond to the ParticipantCryptoHandle of the DomainParticipant to which the remote DataReader belongs. If this argument is nil, the operation returns HandleNIL.

Parameter **shared_secret**: The SharedSecretHandle returned by a prior call to get_shared_secret as a result of the successful completion of the Authentication handshake between the local and remote DomainParticipant entities.

Parameter **relay_only**: Boolean indicating whether the cryptographic material to be generated for the remote DataReader shall contain everything, or only the material necessary to relay (store and forward) the information (i.e., understand the SubmessageHeader) without being able to decode the data itself (i.e., decode the SecureData).

Parameter **exception**: A SecurityException object, which provides details in case this operation returns HandleNIL.

8.5.1.7.5 Operation: register_local_datareader

Registers a local DataReader with the Cryptographic Plugin. The fact that the DataReader was successfully created indicates that the DomainParticipant to which it belongs was authenticated, granted access to the DDS Domain, and granted permission to create the DataReader on its Topic.

This operation shall create the cryptographic material necessary to encrypt and/or sign the messages sent by the DataReader when the encryption/signature is independent of the targeted DataWriter.

If successful, the operation returns a DataReaderCryptoHandle to be used for any cryptographic operations affecting messages sent or received by the DataWriter.

Parameter **participant_crypto**: A ParticipantCryptoHandle returned by a prior call to register_local_participant. It shall correspond to the ParticipantCryptoHandle of the DomainParticipant to which the DataReader belongs. If this argument is nil, the operation returns HandleNIL.

[\[DDSSEC11-3 How does the built-in Cryptographic plugin know whether to just Sign ...\]](#)

Deleted: combine `PropertyQosPolicy` of the local `DataReader` with the `ac_endpoint_properties` in the `EndpointSecurityAttributes` returned by the `AccessControl` `get_datareader_sec_attributes` operation. In addition to the properties in the `ac_endpoint_properties`, the `local_datareader_properties` shall include

Parameter **local_datareader_properties**: This parameter shall contain all the properties in the `PropertyQosPolicy` of the local `DataReader` whose name has the prefix “dds.sec.crypto.” The purpose of this parameter is to allow configuration of the `Cryptographic Plugin` by the `DataReader`, e.g., selection of the cryptographic algorithm, key size, or even setting of the key. The use of this parameter depends on the particular implementation of the plugin and shall be specified for each implementation. Properties not understood by the plugin implementation shall be silently ignored.

Parameter **datareader_security_attributes**: The `EndpointSecurityAttributes` returned by the `AccessControl` `get_datareader_sec_attributes` operation.

Parameter **exception**: A `SecurityException` object, which provides details in case this operation returns `HandleNIL`.

8.5.1.7.6 Operation: register_matched_remote_datawriter

Registers a remote `DataWriter` with the `Cryptographic Plugin`. The remote `DataWriter` shall correspond to one that has been granted permissions to match with the local `DataReader`.

This operation shall create the cryptographic material necessary to decrypt and/or verify the signatures of the RTPS submessages (`Data`, `DataFrag`, `Heartbeat`, `HeartbeatFrag`, `Gap`) sent from the remote `DataWriter` to the `DataReader`. The operation shall also create the cryptographic material necessary to encrypt and/or sign the RTPS submessages (`AckNack`, `NackFrag`) sent from the local `DataReader` to the remote `DataWriter`.

Parameter **local_datareader_crypto_handle**: A `DatareaderCryptoHandle` returned by a prior call to `register_local_datareader`. If this argument is `nil`, the operation returns `nil`.

Parameter **remote_participant_crypto**: A `ParticipantCryptoHandle` returned by a prior call to `register_matched_remote_participant`. It shall correspond to the `ParticipantCryptoHandle` of the `DomainParticipant` to which the remote `DataWriter` belongs. If this argument is `nil`, the operation returns `nil`.

Parameter **shared_secret**: The `SharedSecretHandle` returned by a prior call to `get_shared_secret` as a result of the successful completion of the `Authentication` handshake between the local and remote `DomainParticipant` entities.

Parameter **exception**: A `SecurityException` object, which provides details in case this operation returns `HandleNIL`.

8.5.1.7.7 Operation: unregister_participant

Releases the resources, associated with a `DomainParticipant` that the `Cryptographic plugin` maintains. After calling this function, the `DDS Implementation` shall not use the `participant_crypto_handle` anymore.

The `DDS Implementation` shall call this function when it determines that there will be no further communication with the `DDS DomainParticipant` associated with the `participant_crypto_handle`. Specifically, it shall be called when the application deletes a local `DomainParticipant` and also when the `DDS Discovery` mechanism detects that a matched `DomainParticipant` is no longer in the system.

Parameter **participant_crypto_handle**: A `ParticipantCryptoHandle` returned by a prior call to `register_local_participant`, or `register_matched_remote_participant` if this argument is `nil`, the operation returns `false`.

Parameter **exception**: A `SecurityException` object, which provides details in case this operation returns `false`.

8.5.1.7.8 Operation: `unregister_datawriter`

Releases the resources, associated with a `DataWriter` that the Cryptographic plugin maintains. After calling this function, the DDS Implementation shall not use the `datawriter_crypto_handle` anymore.

The DDS Implementation shall call this function when it determines that there will be no further communication with the DDS `DataWriter` associated with the `datawriter_crypto_handle`. Specifically it shall be called when the application deletes a local `DataWriter` and also when the DDS Discovery mechanism detects that a matched `DataWriter` is no longer in the system.

Parameter **datawriter_crypto_handle**: A `ParticipantCryptoHandle` returned by a prior call to `register_local_datawriter`, or `register_matched_remote_datawriter` if this argument is `nil`, the operation returns `false`.

Parameter **exception**: A `SecurityException` object, which provides details in case this operation returns `false`.

8.5.1.7.9 Operation: `unregister_datareader`

Releases the resources, associated with a `DataReader`, that the Cryptographic plugin maintains. After calling this function, the DDS Implementation shall not use the `datareader_crypto_handle` anymore.

The DDS Implementation shall call this function when it determines that there will be no further communication with the DDS `DataReader` associated with the `datareader_crypto_handle`. Specifically it shall be called when the application deletes a local `DataReader` and also when the DDS Discovery mechanism detects that a matched `DataReader` is no longer in the system.

Parameter **datareader_crypto_handle**: A `ParticipantCryptoHandle` returned by a prior call to `register_local_datareader`, or `register_matched_remote_datareader` if this argument is `nil`, the operation returns `false`.

Parameter **exception**: A `SecurityException` object, which provides details in case this operation returns `false`.

8.5.1.8 CryptoKeyExchange Interface

The key exchange interface manages the creation of keys and assist in the secure distribution of keys and key material.

Table 37– CryptoKeyExchange Interface

CryptoKeyExchange		
No Attributes		
Operations		
create_local_participant_crypto_tokens		Boolean
	out:	ParticipantCryptoTokenSeq
	local_participant_crypto_tokens	
	local_participant_crypto	ParticipantCryptoHandle
	remote_participant_crypto	ParticipantCryptoHandle
	out: exception	SecurityException
set_remote_participant_crypto_tokens		Boolean
	local_participant_crypto	ParticipantCryptoHandle
	remote_participant_crypto	ParticipantCryptoHandle
	remote_participant_tokens	ParticipantCryptoTokenSeq
		out: exception
create_local_datawriter_crypto_tokens		Boolean
	out:	DatawriterCryptoTokenSeq
	local_datawriter_crypto_tokens	
	local_datawriter_crypto	DatawriterCryptoHandle
	remote_datareader_crypto	DatareaderCryptoHandle
	out: exception	SecurityException

Formatted: Table caption

Deleted: 3737373631

set_remote_datawriter_crypto_tokens		Boolean
	local_datareader_crypto	DatareaderCryptoHandle
	remote_datawriter_crypto	DatawriterCryptoHandle
	remote_datawriter_tokens	DatawriterCryptoTokenSeq
	out: exception	SecurityException
create_local_datareader_crypto_tokens		Boolean
	out: local_datareader_crypto tokens	DatareaderCryptoTokenSeq
	local_datareader_crypto	DatareaderCryptoHandle
	remote_datawriter_crypto	DatawriterCryptoHandle
	out: exception	SecurityException
set_remote_datareader_crypto_tokens		Boolean
	local_datawriter_crypto	DatawriterCryptoHandle
	remote_datareader_crypto	DatareaderCryptoHandle
	remote_datareader_tokens	DatareaderCryptoTokenSeq
	out: exception	SecurityException
return_crypto_tokens		Boolean
	crypto_tokens	CryptoTokenSeq
	out: exception	SecurityException

8.5.1.8.1 Operation: create_local_participant_crypto_tokens

This operation creates a sequence of `CryptoToken` tokens containing the information needed to correctly interpret cipher text encoded using the *local_participant_crypto*. That is, the `CryptoToken` sequence contains the information needed to decrypt any data encrypted using the *local_participant_crypto*, as well as, verify any signatures produced using the *local_participant_crypto*.

The returned `CryptoToken` sequence contains opaque data, which only the plugins understand. The returned `CryptoToken` sequence is intended for transmission in “clear text” to the remote

DomainParticipant associated with the *remote_participant_crypto* so that the remote DomainParticipant has access to the necessary key material. For this reason, the CryptoKeyExchange plugin implementation may encrypt the sensitive information inside the CryptoToken using shared secrets and keys obtained from the *remote_participant_crypto*. The specific ways in which this is done depend on the plugin implementation.

DDSSEC11-85 Additional typos/inconsistencies

The DDS middleware implementation shall call this operation for each remote DomainParticipant that matches a local DomainParticipant. That is, remote participants that have been successfully authenticated and granted access by the AccessControl plugin. The returned ParticipantCryptoTokenSeq shall be sent to the remote DomainParticipant using the *BuiltinParticipantVolatileMessageSecureWriter* with kind set to GMCLASSID_SECURITY_PARTICIPANT_CRYPTO_TOKENS (see 7.4.3.5). The returned ParticipantCryptoTokenSeq sequence shall appear in the *message_data* attribute of the ParticipantVolatileMessageSecure, (see 7.4.4).

Deleted: Message

Parameter local_participant_crypto_tokens (out): The returned ParticipantCryptoTokenSeq.

Parameter local_participant_crypto: A ParticipantCryptoHandle, returned by a previous call to register_local_participant, which corresponds to the DomainParticipant that will be encrypting and signing messages.

Parameter remote_participant_crypto: A ParticipantCryptoHandle, returned by a previous call to register_matched_remote_participant, that corresponds to the DomainParticipant that will be receiving the messages from the local DomainParticipant and will be decrypting them and verifying their signature.

Parameter exception: A SecurityException object, which provides details in case this operation returns false.

8.5.1.8.2 Operation: set_remote_participant_crypto_tokens

This operation shall be called by the DDS implementation upon reception of a message on the *BuiltinParticipantVolatileMessageSecureReader* with kind set to GMCLASSID_SECURITY_PARTICIPANT_CRYPTO_TOKENS (see 7.4.3.5).

The operation configures the Cryptographic plugin with the key material necessary to interpret messages encoded by the remote DomainParticipant associated with the *remote_participant_crypto* and destined to the local DomainParticipant associated with the *local_participant_crypto*. The interpretation of the CryptoToken sequence is specific to each Cryptographic plugin implementation. The CryptoToken sequence may contain information that is encrypted and/or signed. Typical implementations of the Cryptographic plugin will use the previously configured shared secret associated with the local and remote ParticipantCryptoHandle to decode the CryptoToken sequence and retrieve the key material within.

Parameter remote_participant_crypto: A ParticipantCryptoHandle, returned by a previous call to register_matched_remote_participant, that corresponds to the

DomainParticipant that will be sending the messages from the local DomainParticipant and will be encrypting/signing them with the key material encoded in the CryptoToken sequence.

Parameter local_participant_crypto: A ParticipantCryptoHandle, returned by a previous call to register_local_participant, that corresponds to the DomainParticipant that will be receiving messages from the remote DomainParticipant and will need to decrypt and/or verify their signature.

Parameter remote_participant_tokens: A ParticipantCryptoToken sequence received via the *BuiltinParticipantVolatileMessageSecureReader*. The CryptoToken sequence shall correspond to the one returned by a call to create_local_participant_crypto_tokens performed by the remote DomainParticipant on the remote side.

Parameter exception: A SecurityException object, which provides details in case this operation returns false.

8.5.1.8.3 Operation: create_local_datawriter_crypto_tokens

This operation creates a DatawriterCryptoTokenSeq containing the information needed to correctly interpret cipher text encoded using the local_datawriter_crypto. That is, the CryptoToken sequence contains that information needed to decrypt any data encrypted using the *local_datawriter_crypto* as well as verify any signatures produced using the *local_datawriter_crypto*.

The returned CryptoToken sequence contains opaque data, which only the plugins understand. The returned CryptoToken sequence shall be sent to the remote DataReader associated with the remote_datareader_crypto so that the remote DataReader has access to the necessary key material.

DDSSEC11-7 Inconsistency in SubMessage and SubMessageElement naming ...]

The operation shall take into consideration the value of the *relay_only* parameter associated with the DatawriterCryptoHandle (see 8.5.1.7.4) this parameter shall control whether the Tokens returned contain all the cryptographic material needed to decode/verify both the RTPS SubMessage and the CryptoContent submessage element within or just part of it.

If the value of the *relay_only* parameter was FALSE, the Tokens returned contain all the cryptographic material.

If the value of the *relay_only* parameter was TRUE, the Tokens returned contain only the cryptographic material needed to verify and decode the RTPS SubMessage but not the CryptoContent submessage element within.

DDSSEC11-88 Replace use of BuiltinTopicKey t with GUID t ...]

DDSSEC11-85 Additional typos/inconsistencies]

The DDS middleware implementation shall call this operation for each remote DataReader that matches a local DataWriter. The returned CryptoToken sequence shall be sent by the DDS middleware to the remote DataReader using the *BuiltinParticipantVolatileMessageSecureWriter* with kind set to GMCLASSID_SECURITY_DATAWRITER_CRYPTOTOKENS (see 7.4.3.5). The returned DatawriterCryptoToken shall appear in the *message_data* attribute of the *ParticipantVolatileMessageSecure* (see 7.4.4.2). The source_endpoint_guid attribute shall be set to

Deleted: SecuredPayload

Deleted: SecuredPayload

Deleted: Message

Deleted: source_endpoint_key

the `GUID_t` of the local `DataWriter` and the `destination_endpoint_guid` attribute shall be set to the `GUID_t` of the remote `DataReader`.

Deleted: `BuiltinTopicKey_t`

Deleted: `destination_endpoint_key`

Deleted: `BuiltinTopicKey_t`

Parameter `local_datawriter_crypto_tokens`: The returned `DatawriterCryptoTokenSeq`.

Parameter `local_datawriter_crypto`: A `DatawriterCryptoHandle`, returned by a previous call to `register_local_datawriter` that corresponds to the `DataWriter` that will be encrypting and signing messages.

Parameter `remote_datareader_crypto`: A `DatareaderCryptoHandle`, returned by a previous call to `register_matched_remote_datareader`, that corresponds to the `DataReader` that will be receiving the messages from the local `DataWriter` and will be decrypting them and verifying their signature.

Parameter exception: A `SecurityException` object, which provides details in case this operation returns `false`.

8.5.1.8.4 Operation: `set_remote_datawriter_crypto_tokens`

This operation shall be called by the DDS implementation upon reception of a message on the `BuiltinParticipantVolatileMessageSecureReader` with kind set to `GMCLASSID_SECURITY_DATAWRITER_CRYPTOTOKENS` (see 7.4.3.5).

The operation configures the `Cryptographic` plugin with the key material necessary to interpret messages encoded by the remote `DataWriter` associated with the `remote_datawriter_crypto` and destined to the local `DataReader` associated with the `local_datareader_crypto`. The interpretation of the `DatawriterCryptoTokenSeq` sequence is specific to each `Cryptographic` plugin implementation. The `CryptoToken` sequence may contain information that is encrypted and/or signed. Typical implementations of the `Cryptographic` plugin will use the previously configured shared secret associated with the remote `DatawriterCryptoHandle` and local `DatareaderCryptoHandle` to decode the `CryptoToken` sequence and retrieve the key material within.

Parameter `remote_datawriter_crypto`: A `DatawriterCryptoHandle`, returned by a previous call to `register_matched_remote_datawriter`, that corresponds to the `DataWriter` that will be sending the messages to the local `DataReader` and will be encrypting/signing them with the key material encoded in the `CryptoToken`.

Parameter `local_datareader_crypto`: A `DatareaderCryptoHandle`, returned by a previous call to `register_local_datareader`, that corresponds to the `DataReader` that will be receiving messages from the remote `DataWriter` and will need to decrypt and/or verify their signature.

Parameter `remote_datawriter_tokens`: A `CryptoToken` sequence received via the `BuiltinParticipantVolatileMessageSecureReader`. The `DatawriterCryptoToken` shall correspond to the one returned by a call to `create_local_datawriter_crypto_tokens` performed by the remote `DataWriter` on the remote side.

Parameter exception: A `SecurityException` object, which provides details in case this operation returns `false`.

8.5.1.8.5 Operation: create_local_datareader_crypto_tokens

This operation creates a `DatareaderCryptoTokenSeq` containing the information needed to correctly interpret cipher text encoded using the *local_datareader_crypto*. That is, the `CryptoToken` sequence contains that information needed to decrypt any data encrypted using the *local_datareader_crypto* as well as verify any signatures produced using the *local_datareader_crypto*.

The returned `CryptoToken` sequence contains opaque data, which only the plugins understand. The returned `CryptoToken` sequence shall be sent to the remote `DataWriter` associated with the *remote_datawriter_crypto* so that the remote `DataWriter` has access to the necessary key material. For this reason, the `CryptoKeyExchange` plugin implementation may encrypt the sensitive information inside the `CryptoToken` sequence using shared secrets and keys obtained from the *remote_datawriter_crypto*. The specific ways in which this is done depend on the plugin implementation.

DDSSSEC11-88 Replace use of BuiltinTopicKey_t with GUID_t ...]

DDSSSEC11-85 Additional typos/inconsistencies]

The DDS middleware implementation shall call this operation for each remote `DataWriter` that matches a local `DataReader`. The returned `DatareaderCryptoTokenSeq` shall be sent by the DDS middleware to the remote `DataWriter` using the *BuiltinParticipantVolatileMessageSecureWriter* with kind set to `GMCLASSID_SECURITY_DATAREADER_CRYPTOTOKENS` (see 7.4.4.2). The returned `DatareaderCryptoTokenSeq` shall appear in the *message_data* attribute of the `ParticipantVolatileMessageSecure` (see 7.4.4.2). The *source_endpoint_guid* attribute shall be set to the `GUID_t` of the local `DataReader` and the *destination_endpoint_guid* attribute shall be set to the `GUID_t` of the remote `DataWriter`.

Parameter local_datareader_crypto_tokens (out): The returned `DatareaderCryptoTokenSeq`.

Parameter local_datareader_crypto: A `DatareaderCryptoHandle`, returned by a previous call to `register_local_datareader`, that corresponds to the `DataReader` that will be encrypting and signing messages.

Parameter remote_datawriter_crypto: A `DatawriterCryptoHandle`, returned by a previous call to `register_matched_remote_datawriter`, that corresponds to the `DataWriter` that will be receiving the messages from the local `DataReader` and will be decrypting them and verifying their signature.

Parameter exception: A `SecurityException` object, which provides details in case this operation returns false.

8.5.1.8.6 Operation: set_remote_datareader_crypto_tokens

This operation shall be called by the DDS implementation upon reception of a message on the *BuiltinParticipantVolatileMessageSecureReader* with kind set to `GMCLASSID_SECURITY_DATAREADER_CRYPTOTOKENS` (see 7.4.4.2).

The operation configures the `Cryptographic` plugin with the key material necessary to interpret messages encoded by the remote `DataReader` associated with the *remote_datareader_crypto* and destined to the local `DataWriter` associated with the *local_datawriter_crypto*. The interpretation of

Deleted: Message

Deleted: source_endpoint_key

Deleted: BuiltinTopicKey_t

Deleted: destination_endpoint_key

Deleted: BuiltinTopicKey_t

the `DatareaderCryptoTokenSeq` is specific to each Cryptographic plugin implementation. The `CryptoToken` sequence may contain information that is encrypted and/or signed. Typical implementations of the Cryptographic plugin will use the previously configured shared secret associated with the remote `DatareaderCryptoHandle` and local `DatawriterCryptoHandle` to decode the `CryptoToken` sequence and retrieve the key material within.

Parameter `remote_datareader_crypto`: A `DatareaderCryptoHandle`, returned by a previous call to `register_matched_remote_datareader`, that corresponds to the `DataReader` that will be sending the messages to the local `DataWriter` and will be encrypting/signing them with the key material encoded in the `CryptoToken` sequence.

Parameter `local_datawriter_crypto`: A `DatawriterCryptoHandle` returned by a previous call to `register_local_datawriter`, that corresponds to the `DataWriter` that will be receiving messages from the remote `DataReader` and will need to decrypt and/or verify their signature.

Parameter `remote_datareader_tokens`: A `CryptoToken` sequence received via the *BuiltinParticipantVolatileMessageSecureReader*. The `DatareaderCryptoToken` shall correspond to the one returned by a call to `create_local_datareader_crypto_tokens` performed by the remote `DataReader` on the remote side.

Parameter exception: A `SecurityException` object, which provides details in case this operation returns `false`.

8.5.1.8.7 Operation: `return_crypto_tokens`

Returns the tokens in the `CryptoToken` sequence to the plugin so the plugin can release any information associated with it.

Parameter `crypto_tokens`: Contains `CryptoToken` objects issued by the plugin on a prior call to one of the following operations:

- `create_local_participant_crypto_tokens`
- `create_local_datawriter_crypto_tokens`
- `create_local_datareader_crypto_tokens`

Parameter exception: A `SecurityException` object, which provides details in case this operation returns `false`.

8.5.1.9 `CryptoTransform` interface

This interface groups the operations related to encrypting/decrypting, as well as, computing and verifying both message digests (hashes) and Message Authentication Codes (MAC).

MACs may be used to verify both the (data) integrity and the authenticity of a message. The computation of a MAC (also known as a keyed cryptographic hash function), takes as input a secret key and an arbitrary-length message to be authenticated, and outputs a MAC. The MAC value protects both a message's data integrity, as well as, its authenticity by allowing verifiers (who also possess the secret key) to detect any changes to the message content.

A Hash-based Message Authentication Code (HMAC) is a specialized way to compute MACs. While an implementation of the plugin is not forced to use HMAC, and could use other MAC algorithms, the API is chosen such that plugins can implement HMAC if they so choose.

The operations in the `CryptoTransform` Plugin are defined to be quite generic, taking an input byte array to transform and producing the transformed array of bytes as an output. The DDS implementation is only responsible for calling the operations in the `CryptoTransform` plugin at the appropriate times as it generates and processes the RTPS messages, substitutes the input bytes with the transformed bytes produced by the `CryptoTransform` operations, and proceeds to generate/send or process the RTPS message as normal but with the replaced bytes. The decision of the kind of transformation to perform (encrypt and/or produce a digest and/or a MAC and/or signature) is left to the plugin implementation.

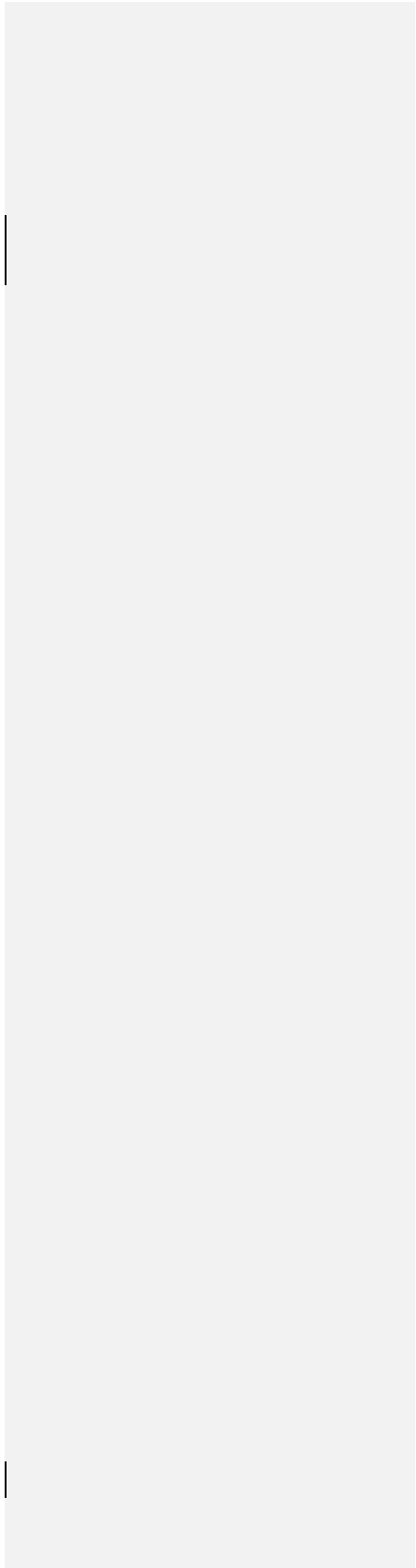
DDSSEC11-66 Allow an Endpoint to configure a maximum number of "receiver-specific" ...]

Table 38– `CryptoTransform` interface

CryptoTransform		
No Attributes		
Operations		
encode_serialized_payload		Boolean
	out: encoded buffer	octet[]
	out: extra inline qos	octet[]
	plain_buffer	octet[]
	sending_datawriter_crypto	DatawriterCryptoHandle
	out: exception	SecurityException
encode_datawriter_submessage		Boolean
	out: encoded_rtps_submessage	octet[]
	plain_rtps_submessage	octet[]
	sending_datawriter_crypto	DatawriterCryptoHandle
	receiving_datareader_crypto_list	DatareaderCryptoHandle[]
	inout: receiving_datareader	<u>long</u>

Formatted: Table caption, Don't keep with next
Deleted: 3838383732

	<code>ader crypto list index</code>	
	<code>out: exception</code>	<code>SecurityException</code>



encode_datareader_submessage		Boolean
	out: encoded_rtps_submessage	octet[]
	plain_rtps_submessage	octet[]
	sending_datareader_crypto	DatareaderCryptoHandle
	receiving_datawriter_crypto_list	DatawriterCryptoHandle[]
	out: exception	SecurityException
encode_rtps_message		Boolean
	out: encoded_rtps_message	octet[]
	plain_rtps_message	octet[]
	sending_participant_crypto	ParticipantCryptoHandle
	receiving_participant_crypto_list	ParticipantCryptoHandle[]
	inout: receiving_participant_crypto_list_index	long
	out: exception	SecurityException
decode_rtps_message		Boolean
	out: plain_buffer	octet[]
	encoded_buffer	octet[]
	receiving_participant_crypto	ParticipantCryptoHandle
	sending_participant_crypto	ParticipantCryptoHandle
	out: exception	SecurityException

preprocess_secure_submessage		Boolean
	out: datawriter_crypto	DatawriterCryptoHandle
	out: datareader_crypto	DatareaderCryptoHandle
	out: secure_submessage_category	DDS_SecureSubmessageCategory_t
	in: encoded_rtps_submessage	octet[]
	receiving_participant_crypto	ParticipantCryptoHandle
	sending_participant_crypto	ParticipantCryptoHandle
	out: exception	SecurityException
decode_datawriter_submessage		Boolean
	out: plain_rtps_submessage	octet[]
	encoded_rtps_submessage	octet[]
	receiving_datareader_crypto	DatareaderCryptoHandle
	sending_datawriter_crypto	DatawriterCryptoHandle
	out: exception	SecurityException

decode_datareader_submessage		Boolean
	out: plain_rtps_submessage	octet[]
	encoded_rtps_submessage	octet[]
	receiving_datawriter_crypto	DatawriterCryptoHandle
	sending_datareader_crypto	DatareaderCryptoHandle
	out: exception	SecurityException
decode_serialized_payload		Boolean
	out: plain_buffer	octet[]
	encoded buffer	octet[]
	inline_qos	octet[]
	receiving_datareader_crypto	DatareaderCryptoHandle
	sending_datawriter_crypto	DatawriterCryptoHandle
	out: exception	SecurityException

8.5.1.9.1 Operation: encode_serialized_payload

This operation shall be called by the DDS implementation as a result of the application calling the write operation on the DataWriter associated with the DatawriterCryptoHandle specified in the *sending_datawriter_crypto* parameter.

[DDSSEC11-7 Inconsistency in SubMessage and SubMessageElement naming ...]

The operation receives the data written by the DataWriter in serialized form wrapped inside the RTPS SerializedPayload submessage element and shall output an RTPS CryptoContent submessage element and a *extra_inline_qos* containing InlineQos formatted as a ParameterList, see section 7.3.1.

If the returned *extra_inline_qos* is not empty, the parameters contained shall be added to the list of *inlineQos* parameters present in the (Data or DataFrag) submessage. If the (Data or DataFrag) submessage did not already have an *inlineQos*, then the *inlineQos* submessage element shall be added and the submessage flags modified accordingly.

The DDS implementation shall call this operation for all outgoing RTPS Submessages with submessage kind Data and DataFrag. The DDS implementation shall substitute the

Deleted: SecuredPayload

SerializedPayload submessage element within the aforementioned RTPS submessages with the CryptoContent produced by this operation.

The implementation of `encode_serialized_payload` can perform any desired cryptographic transformation of the SerializedPayload using the key material in the `sending_datawriter_crypto`, including encryption, addition of a MAC, and/or signature. The `encode_serialized_payload` shall include in the *extra_inline_qos* or the CryptoContent the `CryptoTransformIdentifier` and the additional information needed to identify the key used and decode the CryptoContent submessage element.

DDSSEC11-85 Additional typos/inconsistencies

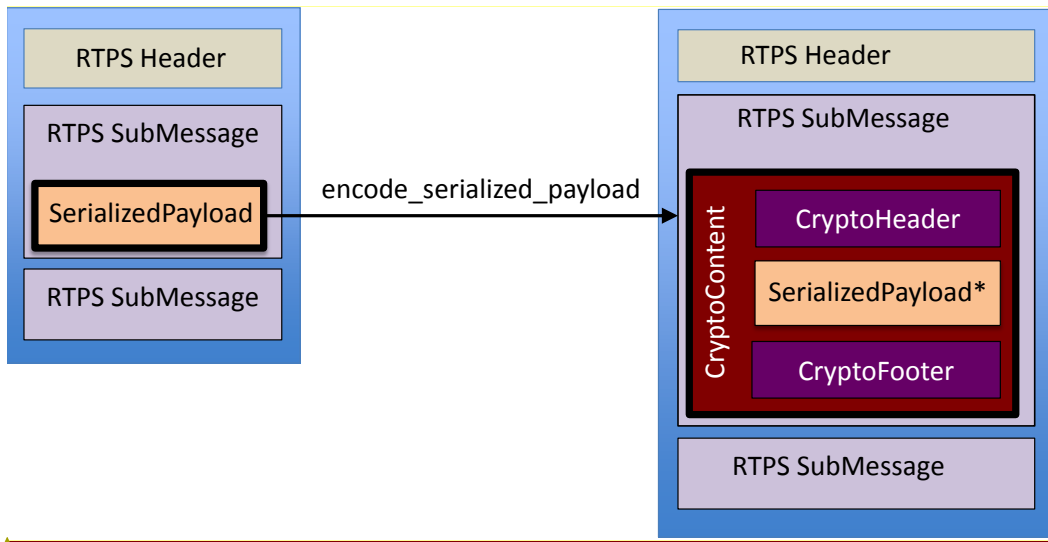


Figure 12 – Effect of `encode_serialized_payload` within an RTPS message

If an error occurs, this method shall return `false`.

Parameter *encoded_buffer*: The output containing the CryptoContent RTPS submessage element, which shall be used to replace the input *plain_buffer*.

Parameter *extra_inline_qos*: The output containing additional parameters to be added to the inlineQos `ParameterList` in the submessage.

Parameter *plain_buffer*: The input containing the SerializedPayload RTPS submessage element.

Parameter *sending_datawriter_crypto*: The `DataWriterCryptoHandle` returned by a previous call to `register_local_datawriter` for the `DataWriter` that wrote the SerializedPayload.

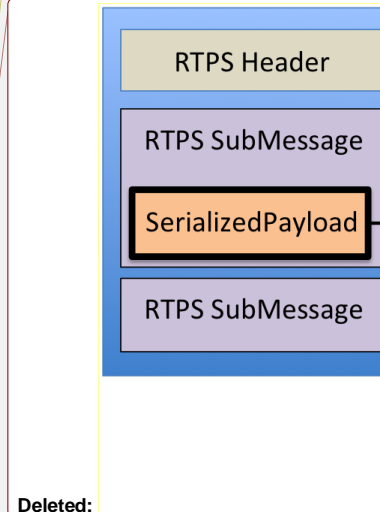
Parameter *exception*: A `SecurityException` object, which provides details in case this operation returns `false`.

Deleted: SecuredPayload

Deleted: SecuredPayload

Deleted: SecuredPayload

Formatted: Font: (Default) Times New Roman, 8 pt, Not Bold, Font color: Pink, Pattern: Clear (Light Yellow)



Deleted:

Deleted: SecuredPayload

8.5.1.9.2 Operation: `encode_datawriter_submessage`

This operation shall be called by the DDS implementation whenever it has constructed an RTPS submessage of kind `Data`, `DataFrag`, `Gap`, `Heartbeat`, or `HeartbeatFrag`.

The operation receives the `DatawriterCryptoHandle` of the `DataWriter` that is sending the submessage, as well as, a list of `DatareaderCryptoHandle` corresponding to all the `DataReader` entities to which the submessage is being sent.

DDSSEC11-27 Inconsistent Behavior for Secure Volatile Endpoints

In the case of *BuiltinParticipantVolatileMessageSecureWriter* (identified through the `DatawriterCryptoHandle`), the `DatareaderCryptoHandle` list has ONE element containing `KxKey` material derived from the `SharedSecret` as described in 9.5.2.1.2.

The operation receives the complete RTPS submessage as it would normally go onto the wire in the parameter `rtps_submessage` and shall output one or more RTPS Submessages in the output parameter `encoded_rtps_submessage`. The DDS implementation shall substitute the original RTPS submessage that was passed in the `rtps_submessage` with the RTPS Submessages returned in the `encoded_rtps_submessage` output parameter in the construction of the RTPS message that is eventually sent to the intended recipients.

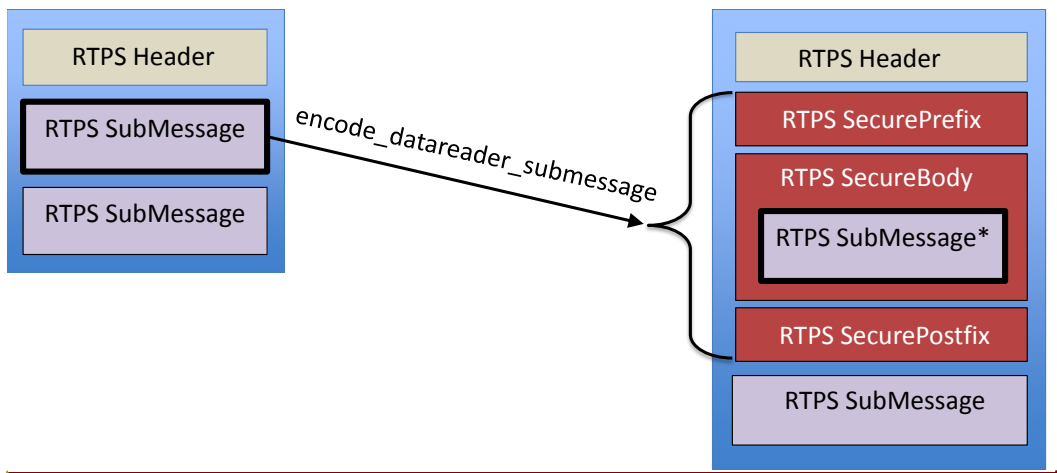
The implementation of `encode_datawriter_submessage` can perform any desired cryptographic transformation of the RTPS Submessage using the key material in the `sending_datawriter_crypto`; it can also add one or more MACs and/or signatures. The fact that the cryptographic material associated with the list of intended `DataReader` entities is passed in the parameter `receiving_datareader_crypto_list` allows the plugin implementation to include MACs that may be computed differently for each `DataReader`.

The implementation of `encode_datawriter_submessage` shall include, within the RTPS Submessages, the `CryptoTransformIdentifier` containing any additional information necessary for the receiving plugin to identify the `DatawriterCryptoHandle` associated with the `DataWriter` that sent the message, as well as, the `DatareaderCryptoHandle` associated with the `DataReader` that is meant to process the submessage. How this is done depends on the plugin implementation.

A typical implementation of `encode_datawriter_submessage` may output a `SecurePrefixSubMsg` followed by a `SecureBodySubMsg`, followed by a `SecurePostfixSubMsg`.

If an error occurs, this method shall return `false`.

DDSSEC11-85 Additional typos/inconsistencies



Formatted: Font: (Default) Times New Roman, 12 pt, Not Bold

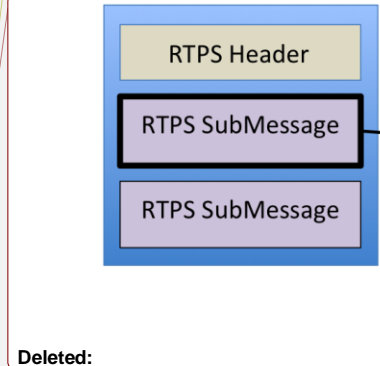


Figure 13 – Effect of encode_datawriter_submessage within an RTPS message

Parameter **encoded_rtps_submessage**: The output containing one or more RTPS submessages, which shall be used to replace the input *rtps_submessage*.

Parameter **plain_rtps_submessage**: The input containing the RTPS submessage created by a DataWriter. This submessage will be one of following kinds: Data, DataFrag, Gap, Heartbeat, and HeartbeatFrag.

Parameter **sending_datawriter_crypto**: The DatawriterCryptoHandle returned by a previous call to register_local_datawriter for the DataWriter whose GUID is inside the rtps_submessage.

Parameter **receiving_datareader_crypto_list**: The list of DatareaderCryptoHandle returned by previous calls to register_matched_remote_datareader for the DataReader entities to which the submessage will be sent.

[DDSSEC11-66 Allow an Endpoint to configure a maximum number of "receiver-specific" ...]

Parameter **receiving_datareader_crypto_list_index**: Index to the first element of the *receiving_datareader_crypto_list* that should be used. This parameter allows the *encode_datawriter_submessage* operation to be invoked multiple times for a given *plain_rtps_submessage*, iterating over elements in the *receiving_datareader_crypto_list*. Each iteration prepares the *encoded_rtps_submessage* for a different set of data readers and advances the *receiving_datareader_crypto_list_index*.

The *receiving_datareader_crypto_list_index* shall be set to 0 to start the iteration on a *plain_rtps_submessage*. Subsequent calls may use a non-zero value of the index. If the index is non-zero, then the *plain_rtps_submessage* shall be set to the empty sequence and the *encoded_rtps_submessage* shall be the one returned by a previous call to the *encode_datawriter_submessage*. The calls with non-zero values of the *receiving_datareader_crypto_list_index* modify the *encoded_rtps_submessage*, replacing the receiver-specific parts of the *encoded_rtps_submessage*.

The operation fills the *receiving_datareader_crypto_list_index* with the next index to use in subsequent calls to *encode_datawriter_submessage*. The value

receiving_datawriter_crypto_list_index = Length(*receiving_datawriter_crypto_list*) indicates that the iteration over the *receiving_datawriter_crypto_list* is complete.

Parameter **exception**: A SecurityException object, which provides details in case this operation returns false.

8.5.1.9.3 Operation: encode_datareader_submessage

This operation shall be called by the DDS implementation whenever it has constructed an RTPS submessage of kind AckNack or NackFrag.

The operation receives the DatareaderCryptoHandle of the DataReader that is sending the submessage, as well as, a list of DatawriterCryptoHandle corresponding to all the DataWriter entities to which the submessage is being sent.

DDSSSEC11-27 Inconsistent Behavior for Secure Volatile Endpoints

In the case of *BuiltinParticipantVolatileMessageSecureReader* (identified through the *DatawriterCryptoHandle*), the *DatawriterCryptoHandle* list has ONE element containing *KxKey* material derived from the *SharedSecret* as described in 9.5.2.1.2.

The operation receives the complete RTPS submessage as it would normally go onto the wire in the parameter *rtps_submessage* and shall output one or more RTPS Submessages in the output parameter *encoded_rtps_submessage*. The DDS implementation shall substitute the original RTPS submessage that was passed in the *rtps_submessage* with the Submessages returned in the *encoded_rtps_submessage* output parameter in the construction of the RTPS message that is eventually sent to the intended recipients.

The implementation of *encode_datareader_submessage* can perform any desired cryptographic transformation of the RTPS Submessage using the key material in the *sending_datareader_crypto*, it can also add one or more MACs, and/or signatures. The fact that the cryptographic material associated with the list of intended DataWriter entities is passed in the parameter *receiving_datawriter_crypto_list* allows the plugin implementation to include one of MAC that may be computed differently for each DataWriter.

The implementation of *encode_datareader_submessage* shall include within the *encoded_rtps_submessage* the *CryptoTransformIdentifier* containing any additional information necessary for the receiving plugin to identify the *DatareaderCryptoHandle* associated with the DataReader that sent the message as well as the *DatawriterCryptoHandle* associated with the DataWriter that is meant to process the submessage. How this is done depends on the plugin implementation.

A typical implementation of *encode_datareader_submessage* may output a *SecurePrefixSubMsg* followed by a *SecureBodySubMsg*, followed by a *SecurePostfixSubMsg*.

If an error occurs, this method shall return false.

DDSSSEC11-85 Additional typos/inconsistencies

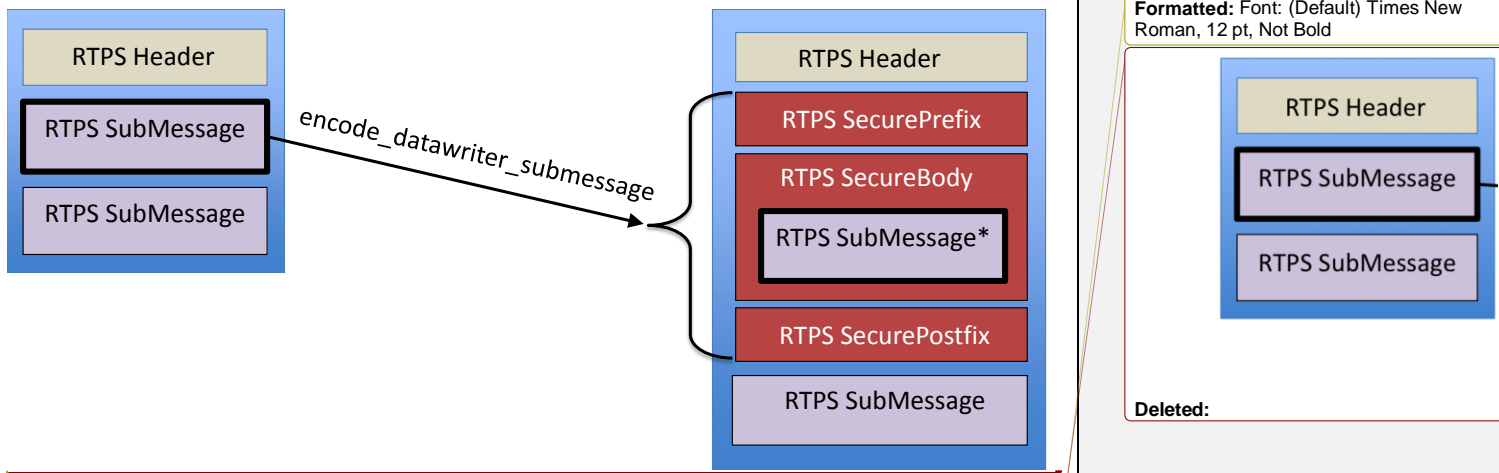


Figure 14 – Effect of encode_datareader_submessage within an RTPS message

Parameter **encoded_rtps_submessage**: The output containing one or more RTPS submessages, which shall be used to replace the input `rtps_submessage`.

Parameter **plain_rtps_submessage**: The input containing the RTPS submessage created by a DataReader. This submessage will be one of following kinds: `AckNack`, `NackFrag`.

Parameter **sending_datareader_crypto**: The `DatareaderCryptoHandle` returned by a previous call to `register_local_datareader` for the DataReader whose GUID is inside the `rtps_submessage`.

Parameter **receiving_datawriter_crypto_list**: The list of `DatawriterCryptoHandle` returned by previous calls to `register_matched_remote_datawriter` for the DataWriter entities to which the submessage will be sent.

Parameter **exception**: A `SecurityException` object, which provides details in case this operation returns `false`.

8.5.1.9.4 Operation: encode_rtps_message

This operation shall be called by the DDS implementation whenever it has constructed an RTPS message prior to sending it on the wire.

The operation receives the `ParticipantCryptoHandle` of the `DomainParticipant` that is sending the submessage, as well as, a list of `ParticipantCryptoHandle` corresponding to all the `DomainParticipant` entities to which the submessage is being sent.

The operation receives the complete RTPS message as it would normally go onto the wire in the parameter `plain_rtps_message` and shall also output an RTPS message in the output parameter `encoded_rtps_message`. The DDS implementation shall substitute the original RTPS message that was passed in the `plain_rtps_message` with the `encoded_rtps_message` returned by this operation and proceed to send it to the intended recipients.

This operation may optionally not perform any transformation of the input RTPS message. In this case, the operation shall return `false` but not set the `exception` object. In this situation the DDS implementation shall send the original RTPS message.

The implementation of `encode_rtps_message` may perform any desired cryptographic transformation of the whole RTPS Message using the key material in the `sending_participant_crypto`, it can also add one or more MACs, and/or signatures. The fact that the cryptographic material associated with the list of intended DataWriter entities is passed in the parameter `receiving_participant_crypto_list` allows the plugin implementation to include one of MAC that may be computed differently for each destination `DomainParticipant`.

The implementation of `encode_rtps_message` shall include within the *encoded_rtps_message* the `CryptoTransformIdentifier` containing any additional information beyond the one shared via the `CryptoToken` that would be needed to identify the key used and decode the *encoded_rtps_message* back into the original RTPS message.

A typical implementation of `encode_rtps_message` to provide authentication only may output the RTPS Header followed by a `SecureRTPSPrefixSubMsg` followed by a `InfoSourceSubMsg` (containing the information in the original RTPS Header so it can be authenticated), followed by the submessages included in the input *plain_rtps_message*, followed by a `SecureRTPSPostfixSubMsg`.

If an error occurs, this method shall return `false` and set the exception object.

DDSSEC11-85 Additional typos/inconsistencies

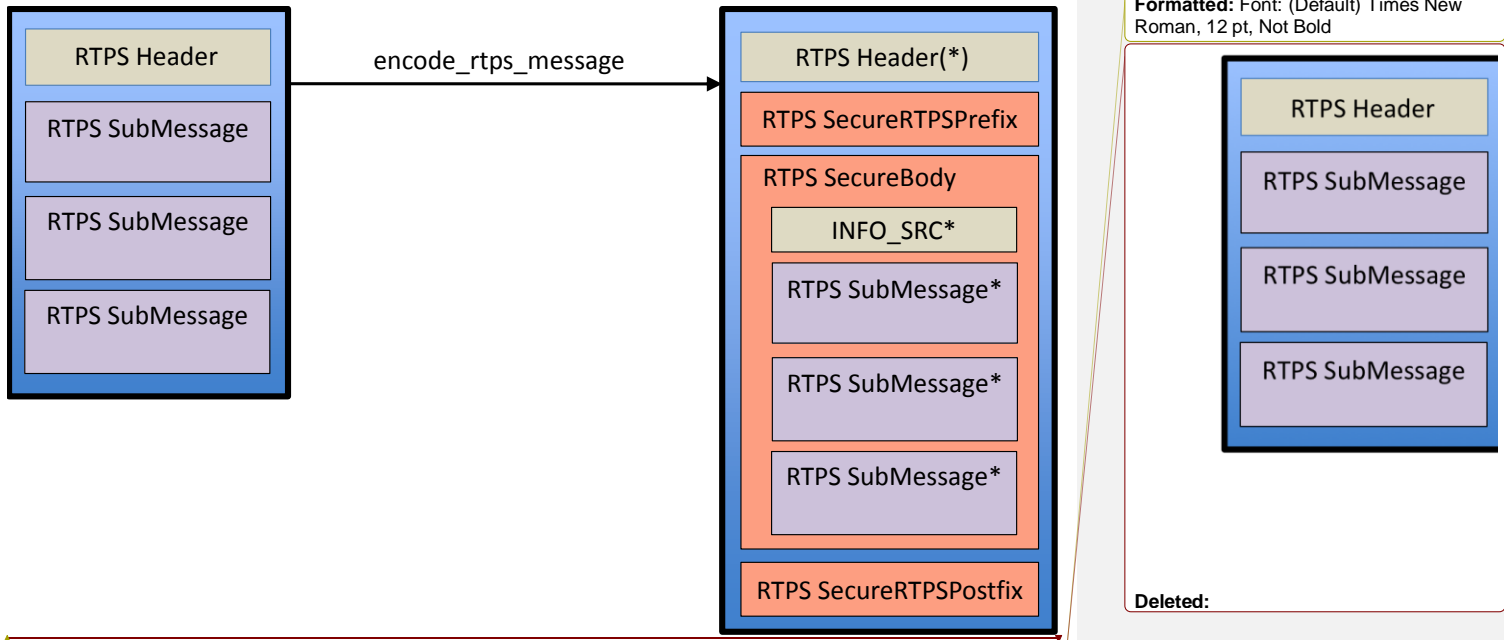


Figure 15 – Possible effect of `encode_rtps` within an RTPS message

Parameter **encoded_rtps_message**: The output containing the encoded RTPS message.

Parameter **plain_rtps_message**: The input containing the RTPS messages the DDS implementation intended to send.

Parameter **sending_participant_crypto**: The `ParticipantCryptoHandle` returned by a previous call to `register_local_participant` for the `DomainParticipant` whose GUID is inside the RTPS Header.

Parameter **receiving_participant_crypto_list**: The list of `ParticipantCryptoHandle` returned by previous calls to `register_matched_remote_participant` for the `DomainParticipant` entities to which the message will be sent.

[DDSSEC11-66 Allow an Endpoint to configure a maximum number of "receiver-specific" ...]

Parameter **receiving_participant_crypto_list_index**: Index to the first element of the *receiving_participant_crypto_list* that should be used. This parameter allows the `encode_rtps_message` operation to be invoked multiple times for a given *plain_rtps_message*, iterating over elements in the receiving *receiving_participant_crypto_list*. Each iteration prepares the *encoded_rtps_message* for a different set of receiving domain participants and advances the *receiving_participant_crypto_list_index*.

The *receiving_participant_crypto_list_index* shall be set to 0 to start the iteration on a *plain_rtps_message*. Subsequent calls may use a non-zero value of the index. If the index is non-zero, then the *plain_rtps_message* shall be set to the empty sequence and the *encoded_rtps_message* shall be the one returned by a previous call to the `encode_rtps_message`. The calls with non-zero values of the *receiving_participant_crypto_list_index* modify the *encoded_rtps_message*, replacing the receiver-specific parts of the *encoded_rtps_message*.

The operation fills the *receiving_participant_crypto_list_index* with the next index to use in subsequent calls to `encode_rtps_message`. The value *receiving_participant_crypto_list_index* = `Length(receiving_participant_crypto_list)` indicates that the iteration over the *receiving_participant_crypto_list* is complete.

Parameter **exception**: A `SecurityException` object, which provides details in case this operation returns false.

8.5.1.9.5 Operation: `decode_rtps_message`

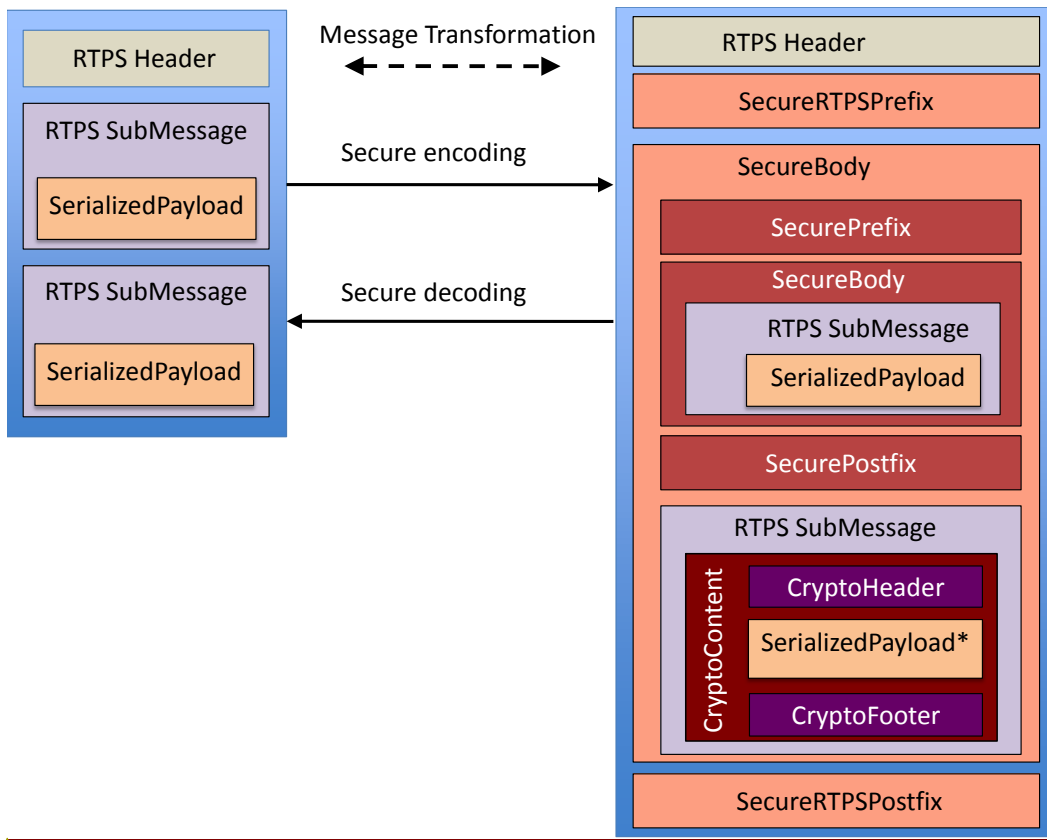
This operation shall be called by the DDS implementation whenever it receives an RTPS message prior to parsing it.

This operation shall reverse the transformation performed by the `encode_rtps_message` operation, decrypting the content if appropriate and verifying any MACs or digital signatures that were produced by the `encode_rtps_message` operation.

If an error occurs, this method shall return an exception.

[DDSSEC11-85 Additional typos/inconsistencies]

Formatted: Font: (Default) Times New Roman, 12 pt, Not Bold



Deleted:

Figure 16 – Possible effect of `decode_rtps` within an RTPS message

Parameter **plain_rtps_message**: The output containing the decoded RTPS message. The output message shall contain the original RTPS message.

Parameter **encoded_rtps_message**: The input containing the encoded RTPS message the DDS implementation received.

Parameter **receiving_participant_crypto**: The `ParticipantCryptoHandle` returned by previous calls to `register_local_participant` for the `DomainParticipant` entity that received the RTPS message.

Parameter **sending_participant_crypto**: The `ParticipantCryptoHandle` returned by a previous call to `register_matched_remote_participant` for the `DomainParticipant` that sent the RTPS message whose GUID is inside the RTPS Header.

Parameter **exception**: A `SecurityException` object, which provides details in case this operation returns false.

8.5.1.9.6 Operation: `preprocess_secure_submsg`

[\[DDSSEC11-39 Use of Non-Existing Submessage SecureSubMsg and Flag ...\]](#)

Deleted: SecureSubMsg with the MultiSubmsgFlag (see 7.3.6.2) set to false

This operation shall be called by the DDS implementation as a result of a DomainParticipant receiving an RTPS:

The purpose of the operation is to determine whether the secure submessage was produced as a result of a call to `encode_datawriter_submessage` or a call to `encode_datareader_submessage`, and to retrieve the appropriate `DatawriterCryptoHandle` and `DatareaderCryptoHandle` needed to decode the submessage.

If the operation returns successfully, the DDS implementation shall call the appropriate decode operation based on the returned `SecureSubmessageCategory_t`:

- If the returned `SecureSubmessageCategory_t` equals `DATAWRITER_SUBMESSAGE`, then the DDS Implementation shall call `decode_datawriter_submessage`.
- If the returned `SecureSubmessageCategory_t` equals `DATAREADER_SUBMESSAGE`, then the DDS Implementation shall call `decode_datareader_submessage`.
- If the returned `SecureSubmessageCategory_t` equals `INFO_SUBMESSAGE`, then the DDS Implementation proceeds normally to process the submessage without further decoding.

DDSSSEC11-39 Use of Non-Existing Submessage SecureSubMsg and Flag ...

Parameter **secure_submessage_category**: Output `SecureSubmessageCategory_t`. It shall be set to `DATAWRITER_SUBMESSAGE` if the `SecurePrefixSubMsg` was created by a call to `encode_datawriter_submessage` or set to `DATAREADER_SUBMESSAGE` if the `SecurePrefixSubMsg` was created by a call to `encode_datareader_submessage`. If none of these conditions apply, the operation shall return false.

Parameter **datawriter_crypto**: Output `DatawriterCryptoHandle`. The setting depends on the returned value of `secure_submessage_category`:

- If `secure_submessage_category` is `DATAWRITER_SUBMESSAGE`, the `datawriter_crypto` shall be the `DatawriterCryptoHandle` returned by a previous call to `register_matched_remote_datawriter` for the `DataWriter` that wrote the RTPS Submessage.
- If `secure_submessage_category` is `DATAREADER_SUBMESSAGE`, the `datawriter_crypto` shall be the `DatawriterCryptoHandle` returned by a previous call to `register_local_datawriter` for the `DataWriter` that is also the destination of the RTPS Submessage.

Parameter **datareader_crypto**: Output `DatareaderCryptoHandle`. The setting depends on the returned value of `secure_submessage_category`:

- If `secure_submessage_category` is `DATAWRITER_SUBMESSAGE`, the `datareader_crypto` shall be the `DatareaderCryptoHandle` returned by a previous call to `register_local_datareader` for the `DataReader` that is the destination of the RTPS Submessage.
- If `secure_submessage_category` is `DATAREADER_SUBMESSAGE`, the `datareader_crypto` shall be the `DatareaderCryptoHandle` returned by a previous call to `register_matched_remote_datareader` for the `DataReader` that wrote the RTPS Submessage.

Parameter **encoded_rtps_message**: The input containing the received RTPS message.

Parameter **receiving_participant_crypto**: The ParticipantCryptoHandle returned by previous calls to register_local_participant for the DomainParticipant that received the RTPS message.

Parameter **sending_participant_crypto**: The ParticipantCryptoHandle returned by a previous call to register_matched_remote_participant for the DomainParticipant whose GUID is inside the RTPS Header.

Parameter **exception**: A SecurityException object, which provides details in case this operation returns false.

8.5.1.9.7 Operation: decode_datawriter_submessage

DDSSEC11-39 Use of Non-Existing Submessage SecureSubMsg and Flag ...

This operation shall be called by the DDS implementation as a result of receiving a SecurePrefixSubMsg whenever the preceding call to preprocess_secure_submessage identified the SecureSubmessageCategory_t as DATAWRITER_SUBMESSAGE.

Deleted: with the MultiSubmsgFlag set to false

This operation shall reverse the transformation performed by the encode_datawriter_submessage operation, decrypting the content if appropriate and verifying any MACs or digital signatures that were produced by the encode_datawriter_submessage operation.

DDSSEC11-39 Use of Non-Existing Submessage SecureSubMsg and Flag ...

The DDS implementation shall substitute the RTPS SecurePrefixSubMsg and any associated submessages following (for example, SecureBodySubMsg and SecurePostfixSubMsg) within the received submessages with the RTPS Submessage produced by this operation.

Deleted: submessage

If an error occurs, this method shall return false.

DDSSEC11-85 Additional typos/inconsistencies

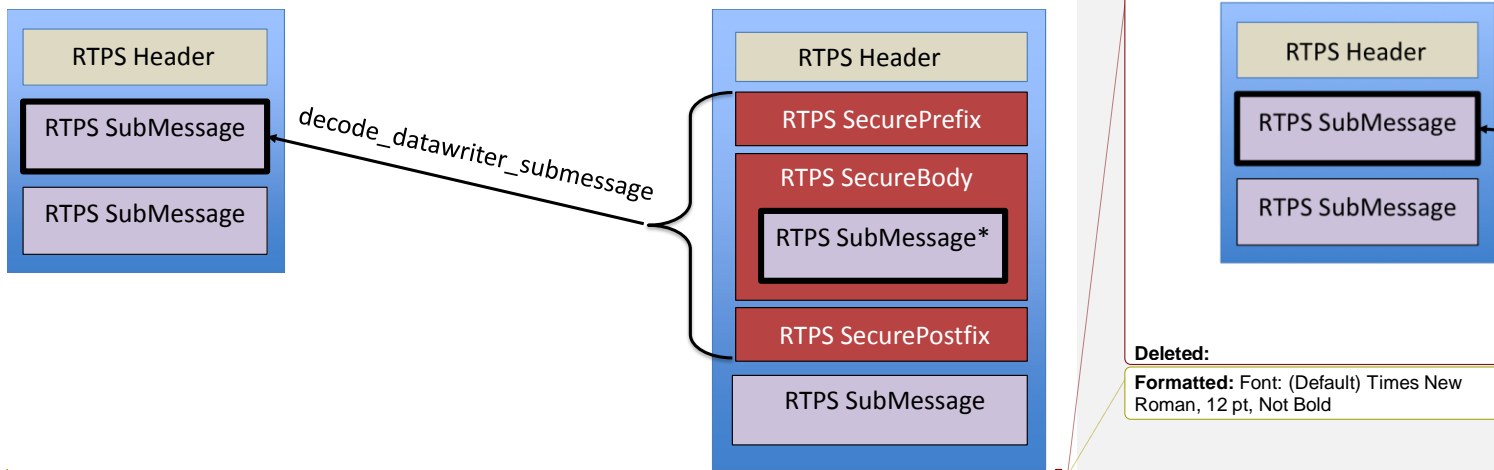


Figure 17 – Effect of decode_datawriter_submessage within an RTPS message

Parameter **plain_rtps_submessage**: The output containing the RTPS submessage created by a DataWriter. This submessage will be one of following kinds: Data, DataFrag, Gap, Heartbeat, and HeartbeatFrag.

DDSSEC11-39 Use of Non-Existing Submessage SecureSubMsg and Flag ...

Parameter **encoded_rtps_submessage**: The input containing the RTPS SecurePrefixSubMsg and any associated submessages following (for example, SecureBodySubMsg and SecurePostfixSubMsg), which were created by a call to encode_datawriter_submessage.

Deleted: submessage

Deleted: was

Parameter **receiving_datareader_crypto**: The DatareaderCryptoHandle returned by the preceding call to preprocess_secure_submessage performed on the received SecurePrefixSubMsg. It shall contain the DatareaderCryptoHandle corresponding to the DataReader that is receiving the RTPS Submessage.

Parameter **sending_datawriter_crypto**: The DatawriterCryptoHandle returned by the preceding call to preprocess_secure_submsg performed on the received SecurePrefixSubMsg. It shall contain the DatawriterCryptoHandle corresponding to the DataWriter that is sending the RTPS Submessage.

Parameter exception: A SecurityException object, which provides details in case this operation returns false.

8.5.1.9.8 Operation: decode_datareader_submessage

DDSSEC11-39 Use of Non-Existing Submessage SecureSubMsg and Flag ...

This operation shall be called by the DDS implementation as a result of receiving a SecurePrefixSubMsg whenever the preceding call to preprocess_secure_submessage identified the SecureSubmessageCategory_t as DATAREADER_SUBMESSAGE.

Deleted: with the MultiSubmsgFlag set to false

This operation shall reverse the transformation performed by the encode_datareader_submessage operation, decrypting the content if appropriate and verifying any MACs or digital signatures that were produced by the encode_datareader_submessage operation.

DDSSEC11-39 Use of Non-Existing Submessage SecureSubMsg and Flag ...

The DDS implementation shall substitute the RTPS SecurePrefixSubMsg and any associated submessages following (for example, SecureBodySubMsg and SecurePostfixSubMsg) within the received submessages with the RTPS Submessage produced by this operation.

Deleted: submessage

If an error occurs, this method shall return false.

DDSSEC11-85 Additional typos/inconsistencies

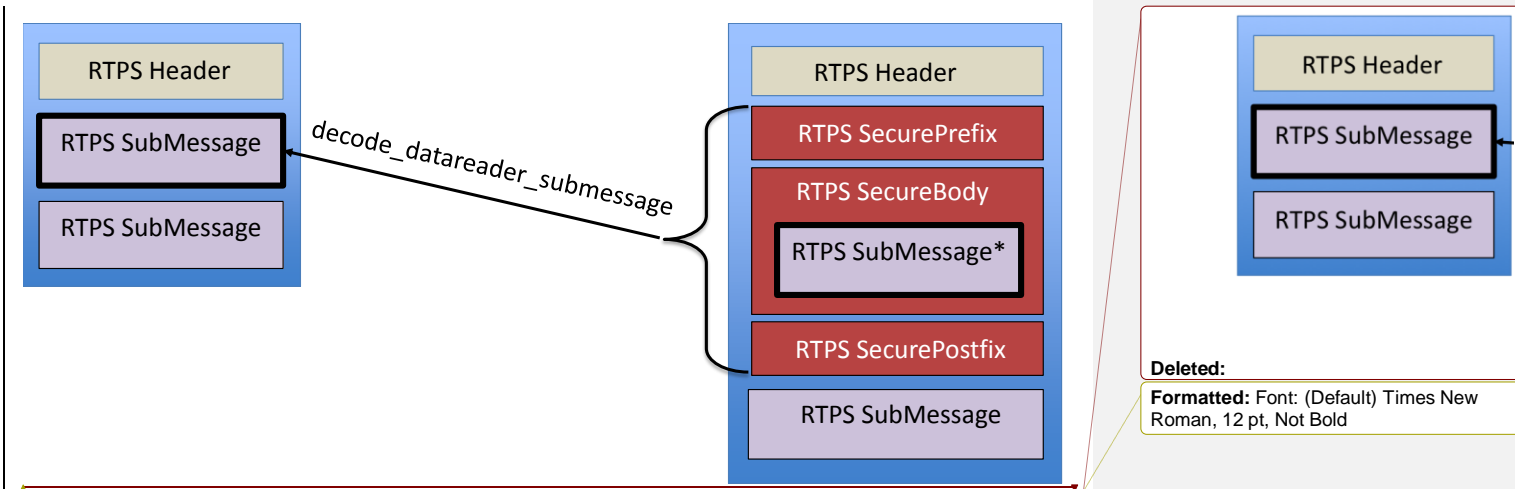


Figure 18 – Effect of decode_datareader_submessage within an RTPS message

Parameter **plain_rtps_submessage**: The output containing the RTPS submessage created by a DataReader. This submessage will be one of following kinds: AckNack, NackFrag.

IDDSSEC11-39 Use of Non-Existing Submessage SecureSubMsg and Flag ...

Parameter **encoded_rtps_submessage**: The input containing the RTPS SecurePrefixSubMsg and any associated submessages following (for example, SecureBodySubMsg and SecurePostfixSubMsg), which was created by a call to encode_datareader_submessage.

Parameter **receiving_datawriter_crypto**: The DatawriterCryptoHandle returned by the preceding call to preprocess_secure_submessage performed on the received SecurePrefixSubMsg. It shall contain the DatawriterCryptoHandle corresponding to the DataWriter that is receiving the RTPS Submessage.

Parameter **sending_datareader_crypto**: The DatareaderCryptoHandle returned by the preceding call to preprocess_secure_submessage performed on the received SecurePrefixSubMsg. It shall contain the DatareaderCryptoHandle corresponding to the DataReader that is sending the RTPS Submessage.

8.5.1.9.9 Operation: decode_serialized_payload

IDDSSEC11-7 Inconsistency in SubMessage and SubMessageElement naming ...

This operation shall be called by the DDS implementation as a result of a DataReader receiving a Data or DataFrag submessage containing a CryptoContent RTPS submessage element (instead of the normal SerializedPayload).

The operation shall receive in the inline_qos parameter the InlineQos RTPS SubmessageElement that appeared in the RTPS Data submessage that carried the SerializedPayload.

The DDS implementation shall substitute the CryptoContent submessage element within the received submessages with the SerializedPayload produced by this operation.

Deleted:
Formatted: Font: (Default) Times New Roman, 12 pt, Not Bold

Deleted: submessage

Deleted: SecuredPayload

Deleted: SecuredPayload

The implementation of `decode_serialized_payload` shall undo the cryptographic transformation of the `SerializedPayload` that was performed by the corresponding call to `encode_serialized_payload` on the `DataWriter` side. The DDS implementation shall use the available information on the remote `DataWriter` that wrote the message and the receiving `DataReader` to locate the corresponding `DataWriterCryptoHandle` and `DataReaderCryptoHandle` and pass them as parameters to the operation. In addition, it shall use the `CryptoTransformIdentifier` present in the `CryptoContent` to verify that the correct key is available and obtain any additional data needed to decode the `CryptoContent`.

[DDSSEC11-85 Additional typos/inconsistencies]

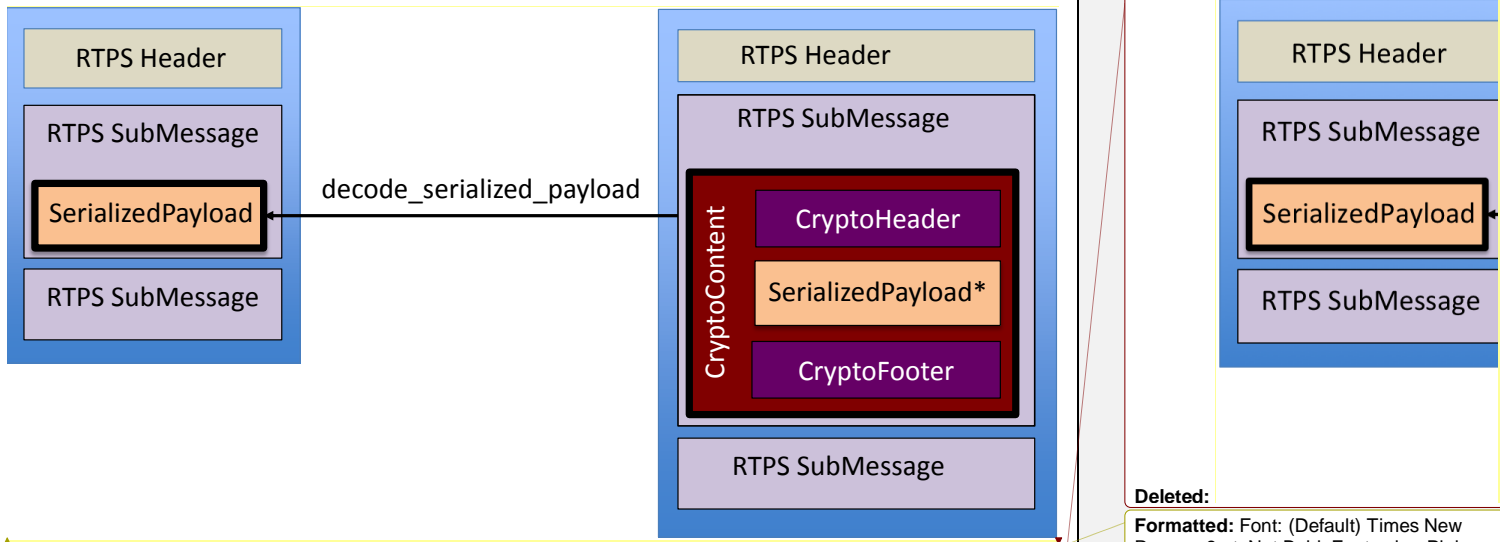


Figure 19 – Effect of `decode_serialized_payload` within an RTPS message

If an error occurs, this method shall return `false`.

Parameter **plain_buffer**: The output containing the `SerializedPayload` RTPS submessage element, which shall be used to replace the input `plain_buffer`.

Parameter **encoded_buffer**: The input containing the `CryptoContent` RTPS submessage element.

Parameter **receiving_reader_crypto**: The `DataReaderCryptoHandle` returned by a previous call to `register_local_datareader` for the `DataReader` that received the Submessage containing the `CryptoContent`.

Parameter **sending_datawriter_crypto**: The `DataWriterCryptoHandle` returned by a previous call to `register_matched_remote_datawriter` for the `DataWriter` that wrote the `CryptoContent`.

Parameter **exception**: A `SecurityException` object, which provides details in case this operation returns `false`.

8.6 The Logging Plugin

The Logging Control Plugin API defines the types and operations necessary to support logging of security events for a DDS DomainParticipant.

8.6.1 Background (Non-Normative)

The Logging plugin provides the capability to log all security events, including expected behavior and all security violations or errors. The goal is to create security logs that can be used to support audits. The rest of the security plugins will use the logging API to log events.

The Logging plugin will add an ID to the log message that uniquely specifies the DomainParticipant. It will also add a time-stamp to each log message.

The Logging API has two options for collecting log data. The first is to log all events to a local file for collection and storage. The second is to distribute log events securely over DDS.

8.6.2 Logging Plugin Model

The logging model is shown in the figure below.

DDSSEC11-29 Inconsistent Definition of BuiltinLoggingType

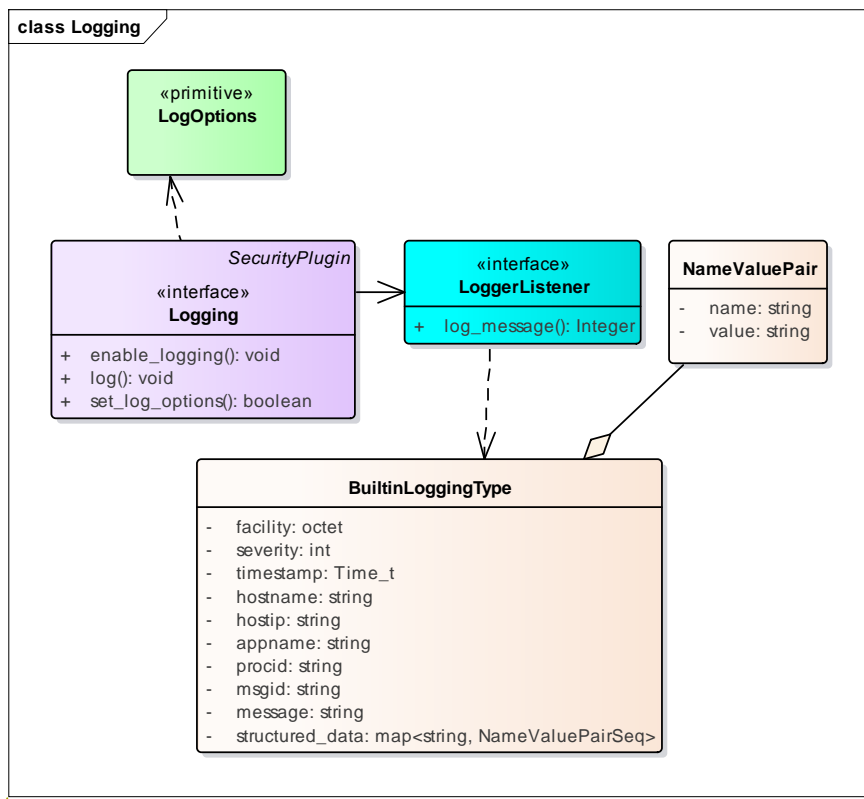
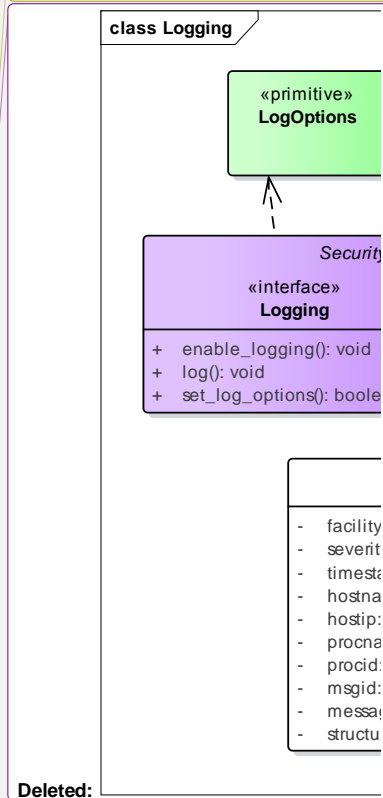


Figure 20 – Logging Plugin Model

Formatted: Font: (Default) Times New Roman, 12 pt, Not Bold



Deleted:

8.6.2.1 LogOptions

The `LogOptions` let the user control the *log level* and where to log. The options must be set before logging starts and may not be changed at run-time after logging has commenced. This is to ensure that an attacker cannot temporarily suspend logging while they violate security rules, and then start it up again.

The options specify if the messages should be logged to a file and, if so, the file name. The `LogOptions` also specify whether the log messages should be distributed to remote services or only kept locally.

Table 39 – LogOptions values

LogOptions	
Attributes	
log_level	Long
log_file	String
distribute	Boolean

Formatted: Table caption, Don't keep with next

Deleted: 3939393833

8.6.2.1.1 Attribute: log_level

Specifies what level of log messages will be logged. Messages at or below the *log_level* are logged. The levels are as follows, from low to high:

- FATAL_LEVEL – security error causing a shutdown or failure of the Domain Participant
- SEVERE_LEVEL – major security error or fault
- ERROR_LEVEL – minor security error or fault
- WARNING_LEVEL – undesirable or unexpected behavior
- NOTICE_LEVEL – important security event
- INFO_LEVEL – interesting security event
- DEBUG_LEVEL – detailed information on the flow of the security events
- TRACE_LEVEL – even more detailed information

8.6.2.1.2 Attribute: log_file

Specifies the full path to a local file for logging events. If the file already exists, the logger will append log messages to the file. If it is NULL, then the logger will not log messages to a file.

8.6.2.1.3 Attribute: distribute

Specifies whether the log events should be distributed over DDS. If it is TRUE, each log message at or above the `log_level` is published as a DDS Topic.

8.6.2.2 Logging

Table 40 – Logging Interface

Logging		
No Attributes		
Operations		
set_log_options		Boolean
	options	LogOptions
	out: exception	SecurityException
log		void
	log_level	long
	message	String
	category	String
	out:exception	SecurityException
enable_logging		void
	out: exception	SecurityException
set_listener		Boolean
	listener	LoggerListener
	out: exception	SecurityException

Formatted: Table caption, Don't keep with next, Don't keep lines together

Deleted: 4040403934

8.6.2.2.1 Operation: set_log_options

Sets the options for the logger. This must be called before `enable_logging`; it is an error to set the options after logging has been enabled.

If the options are not successfully set, then the method shall return `false`.

Parameter options: the `LogOptions` object with the required options.

Parameter exception: A `SecurityException` object, which provides details in case this operation returns `false`.

8.6.2.2.2 Operation: log

Log a message. The logger shall log the message if its `log_level` is at or above the level set in the `LogOptions`. The Logger shall add to the message the RTPS GUID of the `DomainParticipant` whose operations are being logged.

The `Logger` shall populate the *facility*, *severity*, and *timestamp*, fields. The `Logger` may populate the *hostname*, *hostip*, *appname*, *procid* fields as appropriate. The `Logger` shall add an entry to the *structured_data* field with the key "DDS". This `NameValuePair` sequence shall include the following name-value pairs:

Formatted: Table caption, Don't keep with next, Don't keep lines together

Deleted: 4141414035

Table 41 – Logger structured_data entries

Name	Value
guid	RTPS GUID of the DDS entity that triggered the log message
domain_id	Domain Id of the DomainParticipant that triggered the log message
plugin_class	Identifier of the type of security plugin: Authentication, AccessControl, Cryptographic, etc.
plugin_method	Security plugin method name that triggered the log message

The Logger may add more entries as appropriate for the error condition.

Parameter log_level: The level of the log message. It must correspond to one of the levels defined in 8.6.2.1.1.

Parameter message: The log message.

Parameter category: A category for the log message. This can be used to specify which security plugin generated the message.

Parameter exception: A `SecurityException` object that will return an exception if there is an error with logging.

8.6.2.2.3 Operation: enable_logging

Enables logging. After this method is called, any call to log shall log the messages according to the options. After this method is called, the options may not be modified. This is to ensure that the logger cannot be temporarily suspended to cover up an attack.

If the options are not successfully set, then the method shall return `false`.

Parameter options: the `LogOptions` object with the required options.

Parameter exception: A `SecurityException` object, which provides details in case this operation returns `false`.

8.6.2.2.4 Operation: set_listener

Sets the `LoggerListener` that the `Logger` plugin will use to notify the application of log events. If an error occurs, this method shall return `false` and fill the `SecurityException`.

Parameter listener: A `LoggerListener` object to be attached to the `Logger` object. If this argument is `NIL`, it indicates that there shall be no listener.

Parameter exception: A `SecurityException` object, which provides details in case the operation returns `FALSE`.

8.7 Data Tagging

Data tagging is the ability to add a security label or tag to data. This is often used to specify a classification level of the data including information about its releasability. In a DDS context, it could have several uses:

- It can be used for access control – access control would be granted based on the tag.
- It could be used for message prioritization.
- It could not be used by the middleware, and instead used by the application or other service.

8.7.1 Background (Non-Normative)

There are four different approaches to data tagging:

1. `DataWriter` tagging: data received from a certain `DataWriter` has the tag of the `DataWriter`. This solution does not require the tag to be added to each individual sample.
2. Data instance tagging: each instance of the data has a tag. This solution does not require the tag to be added to each individual sample.
3. Individual sample tagging: every DDS sample has its own tag attached.
4. Per-field sample tagging: very complex management of the tags.

This specification supports `DataWriter` tagging. This was considered the best choice as it meets the majority of uses cases. It fits into the DDS paradigm, as the metadata for all samples from a `DataWriter` is the same. It is also the highest performance, as the tag only needs to be exchanged once when the `DataWriter` is discovered, not sent with each sample.

This approach directly supports typical use cases where each application or `DomainParticipant` writes data on a `Topic` with a common set of tags (e.g., all at the same specified security level). For use cases where an application creates data at different classifications, that application can create multiple `DataWriters` with different tags.

8.7.2 DataTagging Model

The `DataWriter` tag will be associated with every sample written by the `DataWriter`. The `DataWriter DataTag` is implemented as an immutable `DataWriterQos`. The `DataWriter DataTag` shall be propagated via in the `PublicationBuiltinTopicData` as part of the DDS discovery protocol.

The `DataReader DataTag` is implemented as an immutable `DataReaderQos`. The `DataReader DataTag` shall be propagated via in the `SubscriptionBuiltinTopicData` as part of the DDS discovery protocol.

8.8 Security Plugins Behavior

In the previous sub clauses, the functionality and APIs of each plugin have been described. This sub clause provides additional information on how the plugins are integrated with the middleware.

8.8.1 Authentication and AccessControl behavior with local DomainParticipant

The figure below illustrates the functionality of the security plugins with regards to a local `DomainParticipant`.

Deleted: ¶
<#>DataTagging Types¶
The following data types are used for the `DataTag` included as part of both `DataReader` and `DataWriter Qos`.¶
typedef DataTags DataTagQosPolicy;

In this sub clause the term “*DDS application*” refers to the application code that calls the DDS API. The term “*DDS middleware*” refers to a DDS Implementation that complies with the DDS Security specification.

IDSSEC11-82 OSCP stapling to enhance certificate status checking during handshake

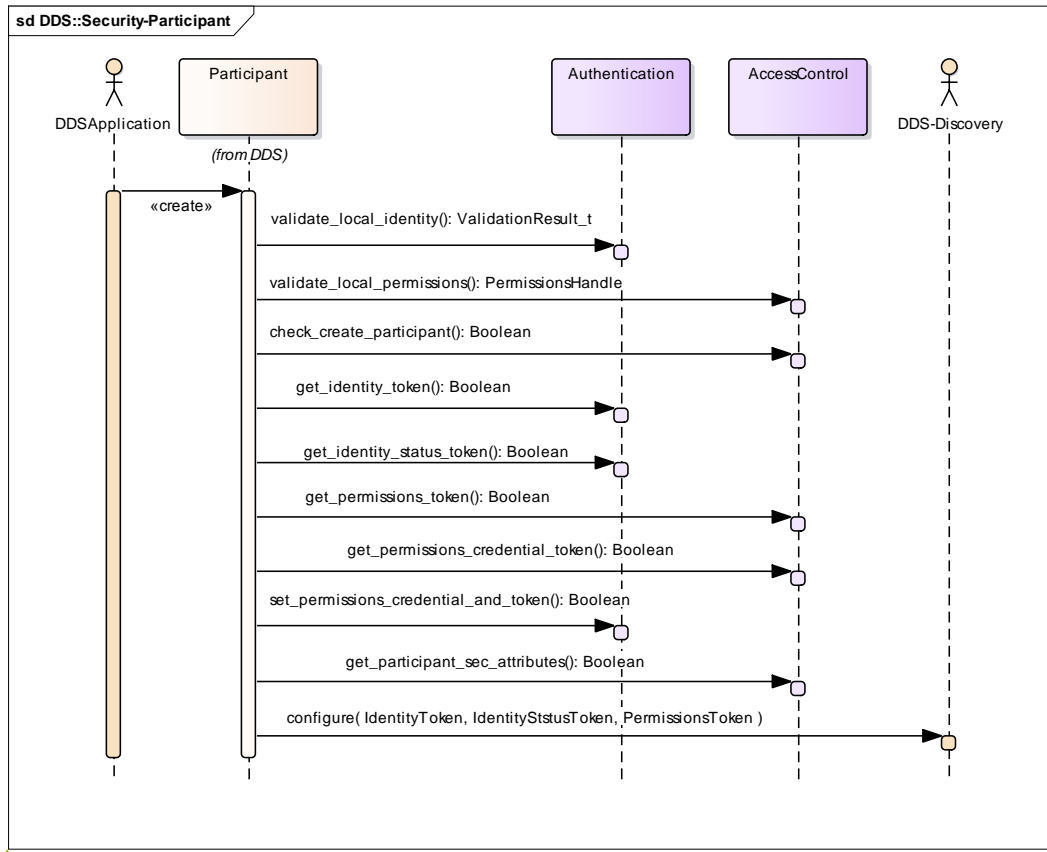


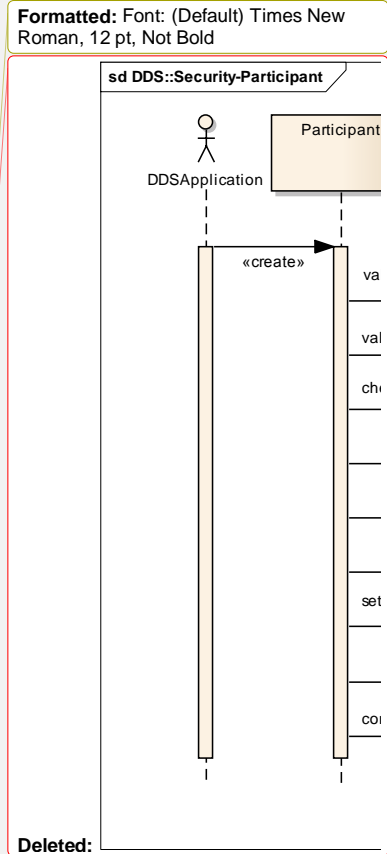
Figure 21 – Authentication and AccessControl sequence diagram with local DomainParticipant

This behavior sequence is triggered when the DDS application initiates the creation of a local DomainParticipant by calling the create_participant operation on the DomainParticipantFactory. The following are mandatory steps that the DDS middleware shall perform prior to creating the DomainParticipant. The steps need not occur exactly as described as long as the observable behavior matches the one described below.

IDSSEC11-24 Rename NOT ALLOWED BY SEC with NOT ALLOWED BY SECURITY ...]

IDSSEC11-88 Replace use of BuiltinTopicKey t with GUID t ...]

The DDS middleware shall validate the identity of the application attempting to create the DomainParticipant by calling the Authentication::validate_local_identity operation, passing the domain_id, the DomainParticipantQos, and a



Deleted: candidate_participant_key

Deleted: adjusted_participant_key

candidate_participant_guid. The Authentication plugin validates the identity of the local DomainParticipant and returns an IdentityHandle for the holder of the identity (DomainParticipant), which will be necessary for interacting with the access control plugin. The validate_local_identity operation also returns an adjusted_participant_guid. If the identity is not successfully validated, the DDS middleware shall not create the DomainParticipant and the create_participant operation shall return NIL and set the return code to NOT_ALLOWED_BY_SECURITY.

DDSSEC11-82 OSCP stapling to enhance certificate status checking during handshake

1. The DDS middleware shall validate that the DDS application has the necessary permissions to join DDS domains by calling the AccessControl::validate_local_permissions operation. The Access Control plugin shall validate the permissions and issue a signed PermissionsHandle for the holder of the identity (DomainParticipant). If the permissions are not validated, the DomainParticipant shall not be created, the create_participant operation shall return NIL and set the return code to NOT_ALLOWED_BY_SECURITY.
2. The DDS middleware shall verify that the DDS application has the necessary permissions to join the specific Domain identified by the domainId by calling the operation AccessControl::check_create_participant. If this operation returns FALSE, the DomainParticipant shall not be created, the create_participant operation shall return NIL and set the return code to NOT_ALLOWED_BY_SECURITY.
3. The DDS middleware shall call the get_identity_token operation to obtain the IdentityToken object corresponding to the received IdentityHandle. The IdentityToken object shall be placed in the ParticipantBuiltinTopicData sent via discovery, see 7.4.1.3.
4. The DDS middleware shall call the get_identity_status_token operation to obtain the IdentityStatusToken object corresponding to the received IdentityHandle. If the returned IdentityStatusToken object is different than TokenNIL, it shall be placed in the ParticipantBuiltinTopicDataSecure sent via secure discovery, see 7.4.1.6.
5. The middleware shall call the get_permissions_token operation on the AccessControl plugin to obtain the PermissionsToken object corresponding to the received PermissionsHandle. The PermissionsToken shall be placed in the ParticipantBuiltinTopicData sent via discovery, see 7.4.1.3.
6. The middleware calls the get_permissions_credential_token operation on the AccessControl plugin, which returns the PermissionsCredentialToken object corresponding to the received PermissionsHandle. The PermissionsCredentialToken object is necessary to configure the Authentication plugin.
7. The middleware calls the set_permissions_credential_and_token operation on the Authentication plugin such that it can be sent during the authentication handshake.

8. The middleware calls the `get_participant_sec_attributes` operation on the `AccessControl` plugin to obtain the `ParticipantSecurityAttributes` such that it knows how to handle remote participants that fail to authenticate.
9. The `DomainParticipant's IdentityToken`, and `PermissionsToken` are used to configure DDS discovery such that they are propagated inside the *identity_token* and the *permissions_token* members of the *ParticipantBuiltinTopicData*. The `DomainParticipant's IdentityStatusToken`, is used to configure DDS discovery such it is propagated inside the *identity_status_token* member of the *ParticipantBuiltinTopicDataSecure*. This operation is internal to the DDS implementation and therefore this API is not specified by the DDS Security specification. It is mentioned here to provide guidance to implementers.

8.8.2 Authentication behavior with discovered `DomainParticipant`

Depending on the `ParticipantSecurityAttributes` returned by the `AccessControl` operation `get_participant_sec_attributes` the `DomainParticipant` may allow remote `DomainParticipants` that lack the ability to authenticate (e.g., do not implement DDS Security) to match.

8.8.2.1 Behavior when `allow_unauthenticated_participants` is set to `TRUE`

If the `ParticipantSecurityAttributes` returned by the operation `get_participant_sec_attributes` has the member `allow_unauthenticated_participants` set to `TRUE`, the `DomainParticipant` shall allow matching remote `DomainParticipant` entities that are not able to authenticate. Specifically:

- Discovered `DomainParticipant` entities that do *not* implement the DDS Security specification or do not contain compatible Security Plugins shall be matched without the `DomainParticipant` attempting to authenticate them and shall be treated as “Unauthenticated” `DomainParticipant` entities.
- Discovered `DomainParticipant` entities that *do* implement the DDS Security specification and declare compatible Security Plugins but fail the Authentication protocol shall be matched and treated as “Unauthenticated” `DomainParticipants` entities.

For any matched “Unauthenticated” `DomainParticipant` entities, the `DomainParticipant` shall **match only** the regular builtin Endpoints (*`ParticipantMessage`, `DCPSParticipants`, `DCPSPublications`, `DCPSSubscriptions`*) and **not** the builtin secure Endpoints (see 7.4.5 for the complete list).

For any matched authenticated `DomainParticipant` entities, the `DomainParticipant` shall match all the builtin endpoints.

8.8.2.2 Behavior when `allow_unauthenticated_participants` is set to `FALSE`

If the `ParticipantSecurityAttributes` has the member `allow_unauthenticated_participants` set to `FALSE`, the `DomainParticipant` shall reject remote `DomainParticipant` entities that are not able to authenticate. Specifically:

- Discovered `DomainParticipant` entities that do not implement the DDS Security specification or do not contain compatible Security Plugins shall be rejected without the `DomainParticipant` attempting to authenticate them.
- Discovered `DomainParticipant` entities that do implement the DDS Security specification, declare compatible Security Plugins but fail the Authentication protocol shall be rejected.
- Discovered `DomainParticipant` entities that do implement the DDS Security specification and declare compatible Security Plugins automatically "match" the ***ParticipantStatelessMessage*** builtin endpoints to allow the authentication handshake to proceed.
- Discovered `DomainParticipant` entities that do implement the DDS Security specification, declare compatible Security Plugins, and pass the Authentication protocol successfully shall be matched and the `DomainParticipant` shall also match all the builtin endpoints of the discovered `DomainParticipant`, except for the ***ParticipantStatelessMessage*** builtin endpoints, which were already matched prior to the Authentication protocol.

The figure below illustrates the behavior of the security plugins with regards to a discovered `DomainParticipant` that also implements the DDS Security specification and announces compatible security plugins. The exact operations depend on the plugin implementations. The sequence diagram shown below is just indicative of one possible sequence of events and matches what the builtin `DDS:Auth:PKI-DH` plugin (see 9.3.3) does.

IDSSEC11-31 Wrong ValidationResult t VALIDATION OK WITH FINAL ...]

IDSSEC11-25 Correct VALIDATION_PENDING CHALLENGE MESSAGE]

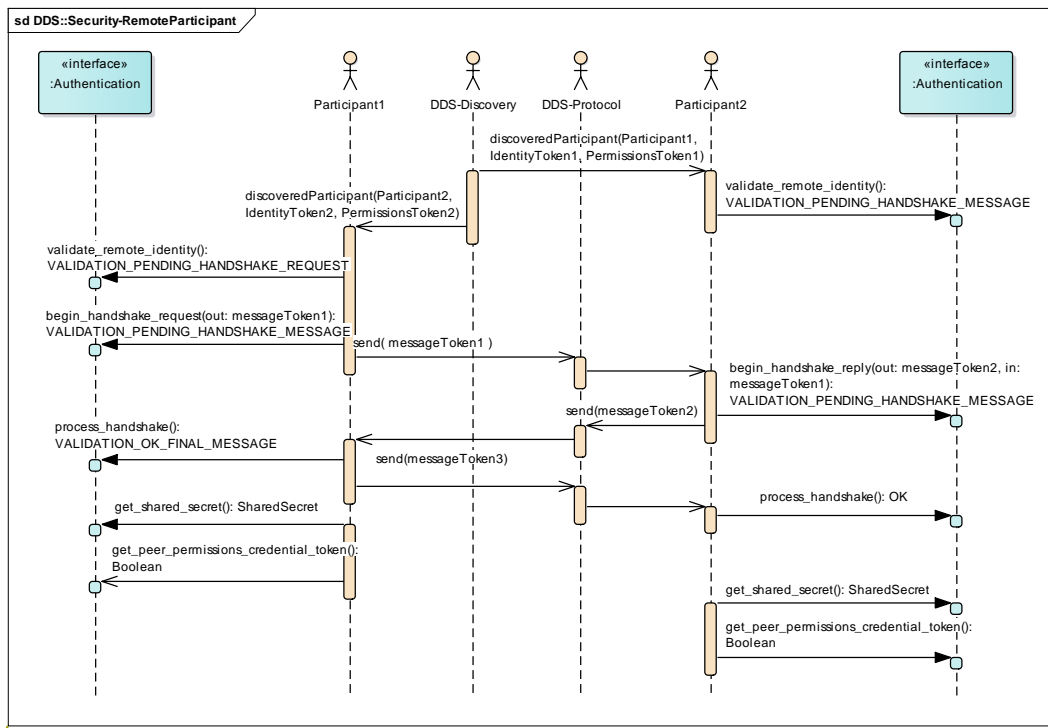
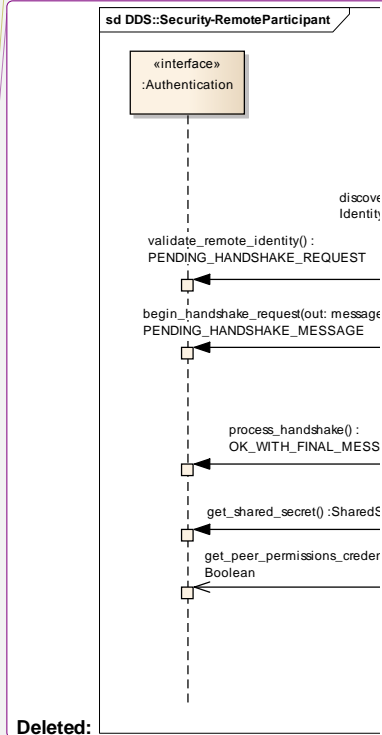


Figure 22 – Authentication sequence diagram with discovered `DomainParticipant`

Formatted: Font: (Default) Times New Roman, 12 pt, Not Bold



Deleted:

[\[DDSSEC11-31 Wrong ValidationResult t VALIDATION_OK_WITH_FINAL ...\]](#)

[\[DDSSEC11-21 - Normative IDL does not match the documentation ...\]](#)

[\[DDSSEC11-25 Correct VALIDATION_PENDING_CHALLENGE_MESSAGE\]](#)

[\[DDSSEC11-88 Replace use of BuiltinTopicKey t with GUID t ...\]](#)

1. Participant2 discovers Participant1 via the discovery protocol. The `BuiltinParticipantTopicData` contains the `IdentityToken` and `PermissionsToken` of Participant1.
2. Participant2 calls the `validate_remote_identity` operation to validate the identity of Participant1 passing the local `IdentityHandle` of Participant2 and the remote `IdentityToken` and `GUID t` of Participant1 received via discovery and obtains an `IdentityHandle` for Participant1, needed for further operations involving Participant1. The operation returns `VALIDATION_PENDING_HANDSHAKE_MESSAGE` indicating that further handshake messages are needed to complete the validation and that Participant2 should wait for a `HandshakeMessageToken` to be received from Participant1. Participant2 waits for this message.
3. Participant1 discovers Participant2 via the DDS discovery protocol. The `BuiltinParticipantTopicData` contains the `IdentityToken` and `PermissionsToken` of Participant2.
4. Participant1 calls the operation `validate_remote_identity` to validate the identity of Participant2 passing the `IdentityToken` and `PermissionsToken` of Participant2 received via discovery and obtains an `IdentityHandle` for Participant2, needed for further operations involving Participant2. The operation returns `VALIDATION_PENDING_HANDSHAKE_REQUEST` indicating further handshake messages are needed and Participant1 should initiate the handshake.
5. Participant1 calls `begin_handshake_request` to begin the requested handshake. The operation outputs a `HandshakeHandle` and a `HandshakeMessageToken` (`messageToken1`). The operation returns `VALIDATION_PENDING_HANDSHAKE_MESSAGE` indicating authentication is not complete and the returned `messageToken1` needs to be sent to Participant2 and a reply should be expected.
6. Participant1 sends the `HandshakeMessageToken` (`messageToken1`) to Participant2 using the ***BuiltinParticipantMessageWriter***.
7. Participant2 receives the `HandshakeMessageToken` (`messageToken1`) on the ***BuiltinParticipantMessageReader***. Participant2 determines the message originated from a remote `DomainParticipant` (Participant1) for which it had already called `validate_remote_identity` where the function had returned `VALIDATION_PENDING_HANDSHAKE_REPLY`.
8. Participant2 calls `begin_handshake_reply` passing the received `HandshakeMessageToken` (`messageToken1`). The `Authentication` plugin

Deleted: PermissionsToken

processes the `HandshakeMessageToken` (`messageToken1`) and outputs a `HandshakeMessageToken` (`messageToken2`) in response and a `HandshakeHandle`. The operation `begin_handshake_reply` returns `VALIDATION_PENDING_HANDSHAKE_MESSAGE`, indicating authentication is not complete and an additional message needs to be received.

9. Participant2 sends the `HandshakeMessageToken` (`messageToken2`) back to Participant1 using the ***BuiltinParticipantMessageWriter***.
10. Participant1 receives the `HandshakeMessageToken` (`messageToken2`) on the ***BuiltinParticipantMessageReader***. Participant1 determines this message originated from a remote `DomainParticipant` (Participant2) for which it had already called `validate_remote_identity` where the function had returned `VALIDATION_PENDING_HANDSHAKE_REQUEST`.
11. Participant1 calls `process_handshake` passing the received `HandshakeMessageToken` (`messageToken2`). The Authentication plugin processes `messageToken2`, verifies it is a valid reply to the `messageToken1` it had sent and outputs the `HandshakeMessageToken` (`messageToken3`) in response. The `process_handshake` operation returns `VALIDATION_OK_FINAL_MESSAGE`, indicating authentication is complete but the returned `HandshakeMessageToken` (`messageToken3`) must be sent to Participant2.
12. Participant1 sends the `HandshakeMessageToken` (`messageToken3`) to Participant2 using the ***BuiltinParticipantMessageWriter***.
13. Participant2 receives the `HandshakeMessageToken` (`messageToken3`) on the ***BuiltinParticipantMessageReader***. Participant2 determines this message originated from a remote `DomainParticipant` (Participant1) for which it had already called the operation `begin_handshake_reply` where the call had returned `VALIDATION_PENDING_HANDSHAKE_MESSAGE`.
14. Participant2 calls the `process_handshake` operation, passing the received `HandshakeMessageToken` (`messageToken3`). The Authentication plugin processes the `messageToken2`, verifies it is a valid reply to the `messageToken2` it had sent and returns OK, indicating authentication is complete and no more messages need to be sent or received.
15. Participant1, having completed the authentication of Participant2, calls the operation `get_shared_secret` to retrieve the `SharedSecret`, which is used with the other Plugins to create Tokens to exchange with Participant2.
16. Participant1, having completed the authentication of Participant2, calls the operation `get_authenticated_peer_credential_token` to retrieve the `AuthenticatedPeerCredentialToken` associated with Participant2, which is used with the `AccessControl` plugin to determine the permissions that Participant1 will grant to Participant2.
17. Participant2, having completed the authentication of Participant1, calls the operation `get_shared_secret` to retrieve the `SharedSecret`, which is used with the other Plugins to create Tokens to exchange with Participant1.

Deleted: _WITH

- Participant2, having completed the Authentication of Participant1, calls the operation `get_authenticated_peer_credential_token` to retrieve the `AuthenticatedPeerCredentialToken` associated with Participant2 which is used with the `AccessControl` plugins to determine the permissions that Participant2 will grant to Participant1.

8.8.3 DDS Entities impacted by the AccessControl operations

There are six types of DDS Entities: `DomainParticipant`, `Topic`, `Publisher`, `Subscriber`, `DataReader`, and `DataWriter`. All these except the `DomainParticipant` are defined as the DDS Domain Entities (subclause 2.2.2.1.2 of DDS [1]).

DDSSEC11-4 - Name of builtin topic is DCPSParticipantMessage ...

The Domain Entities created by a `DomainParticipant` can be grouped into four categories:

- DDS-RTPS Protocol [2] Builtin Entities. These are domain entities used to read and write the four builtin Topics: *DCPSParticipants*, *DCPSTopics*, *DCPSPublications*, *DCPSSubscriptions*.
- Builtin Secure Entities. These are the Domain Entities related to the Builtin Secure Endpoints defined in Section 7.4.5. These Entities are used to read and write the four builtin secure topics: *DCPSPublicationsSecure*, *DCPSSubscriptionsSecure*, *DCPSParticipantMessageSecure*, and *DCPSParticipantVolatileMessageSecure*.
- Other builtin Entities defined by the DDS-Security specification not included in the “Builtin Secure Endpoints”. These are the *BuiltinParticipantStatelessMessageWriter* and the *BuiltinParticipantStatelessMessageReader*.
- Application-defined Entities. These are any non-builtin Domain Entities.

The `AccessControl` plugin shall impact only the Builtin Secure Entities and the application-defined Entities. It shall not impact the builtin entities defined by the DDS-RTPS Protocol specification nor the *BuiltinParticipantStatelessMessageWriter* or the *BuiltinParticipantStatelessMessageReader*.

`AccessControl` plugin operations can be grouped into 5 groups:

DDSSEC11-112 No mechanism to free ParticipantSecurityAttributes ...

- Group1. Operations related to `DomainParticipant`. These are: `validate_local_permissions`, `validate_remote_permissions`, `check_create_participant`, `get_permissions_token`, `get_permissions_credential_token`, `set_listener`, `return_permissions_token`, `return_permissions_credential_token`, `get_participant_sec_attributes`, `return_participant_sec_attributes`.
- Group2. Operations related to the creation of local Domain Entities. These are: `check_create_topic`, `check_create_datawriter`, `check_create_datareader`, `get_datawriter_sec_attributes`, `get_datareader_sec_attributes`, `return_datawriter_sec_attributes`, `return_datareader_sec_attributes`.
- Group3. Operations related to write activities of local Domain Entities. These are: `check_local_datawriter_register_instance` and `check_local_datawriter_dispose_instance`.
- Group4. Operations related to discovery and match of remote Domain Entities. These are: `check_remote_topic`, `check_remote_datawriter`, `check_remote_datareader`, `check_local_datawriter_match`, and `check_local_datareader_match`.

5. Group5. Operations related to the write activities of remote Domain Entities. These are: check_remote_datawriter_register_instance and check_remote_datawriter_dispose_instance.

Table 42, below summarizes the DDS Entities affected by each operation group.

Table 42 – Impact of Access Control Operations to the DDS Builtin and Application-defined Entities

Entity Category	Entity	Impact by AccessControl operation in group				
		Group1	Group2	Group3	Group4	Group5
DomainParticipant	All created	Yes	No	No	No	No
DDS-RTPS Protocol Builtin Entities	See RTPS Protocol specification [2]	Yes, indirectly	No	No	No	No

Deleted: Table 42Table 42Table 42Table 41

Formatted: Table caption

Deleted: 4242424136

Builtin Secure Entities	SEDPbuiltinPublicationsSecureWriter	Yes, indirectly	Only get_datawriter_sec_attributes and get_datareader_sec_attributes	No	No	No
	SEDPbuiltinPublicationsSecureReader					
	SEDPbuiltinSubscriptionsSecureWriter					
	SEDPbuiltinSubscriptionsSecureReader					
	BuiltinParticipantMessageSecureWriter					
	BuiltinParticipantMessageSecureReader					
	BuiltinParticipantVolatileMessageSecureWriter					
	BuiltinParticipantVolatileMessageSecureReader					
Other builtin Entities defined by DDS-Security	BuiltinParticipantStatelessMessageWriter	Yes, indirectly	No	No	No	No
	BuiltinParticipantStatelessMessageReader					
Application-defined Domain Entities	Publisher, Subscriber	Yes, indirectly	Yes, indirectly	No	Yes, indirectly	No
	Topic, DataWriter, DataReader					

Deleted: ¶
¶
¶
¶

The DomainParticipant entities are only impacted by AccessControl plugin operations in Group1. The DomainParticipant is not created unless allowed by the AccessControl plugin. Also the matching of a remote DomainParticipant must be allowed by the AccessControl plugin. The full interaction is described in subclauses 8.8.1 and 8.8.6.

The DDS-RTPS Builtin Entities are impacted indirectly by AccessControl plugin operations in Group1 in the sense that the creation of the Entities is dependent on the successful creation of the local DomainParticipant which is controlled by the Group1 operations. Likewise the match of the remote entities is dependent on the successful match of a remote DomainParticipant, which is also controlled by the Group1 operations.

The DDS-RTPS Builtin Entities shall not be impacted by any of the operations in Group2, Group3, Group4, or Group5.

The Secure Builtin Entities are impacted indirectly by `AccessControl` plugin operations in Group1 in the same way as the DDS-RTPS Builtin Entities.

The Secure Builtin Entities are impacted only by the `get_datawriter_sec_attributes` and `get_datareader_sec_attributes` operations in Group2. They shall not be impacted by any other Group2 operations. This means that the Secure Builtin Entities shall be created unconditionally when the `DomainParticipant` is created. During the creation process of `DataWriter` entities the `get_datawriter_sec_attributes` shall be called and likewise during the creation process of `DataReader` entities the `get_datareader_sec_attributes` shall be called. The purpose of calling these `get_xxx_sec_attributes` operations is to obtain the information necessary to call the Cryptographic plugin operations on these endpoints.

The ***BuiltinParticipantStatelessMessageWriter*** and ***BuiltinParticipantStatelessMessageReader*** are only indirectly impacted by the Group2 operations in that they are tied to the successful creation of the `DomainParticipant`. They are not impacted by the successful match of remote entities not any other `AccessControl` plugin operations in any Group. DDS Secure implementations shall create these endpoints unconditionally for all created `DomainParticipant`. Being stateless these endpoints are not “matched” to remote endpoints in the sense of being aware and maintaining the state and presence of the remote endpoints. Nevertheless they are able to send exchange information in a stateless, best-efforts manner.

The Application-defined `Publisher` and `Subscriber` Entities are impacted indirectly by `AccessControl` plugin operations in Group1 only by the fact that they depend on the successful creation of the `DomainParticipant`. They are impacted indirectly by operations in Group2 by the fact that the `PartitionQos` settings of the `Publisher` (or `Subscriber`) may cause the `AccessControl` plugin to prevent the creation of `DataWriter` (or `DataReader`) entities belonging to them. Likewise they are impacted indirectly by operations in Group4 in that the `PartitionQos` settings of the remote `Publisher` (or `Subscriber`) may cause the `AccessControl` plugin to prevent matching of remote `DataWriter` (or `DataReader`) entities. They are not impacted by operations in Group3 or Group5.

The Application-defined `Topic`, `DataWriter` and `DataReader` entities are impacted indirectly by `AccessControl` plugin operations in Group1 the same way the The DDS-RTPS Builtin Entities are. These Entities are impacted by the `AccessControl` plugin operations in Group2, Group3, Group4, and Group5. This is described in subclauses 8.8.5 and 8.8.7.

8.8.4 AccessControl behavior with local participant creation

The functionality of the `AccessControl` plugin with regards to the creation of local DDS `DomainParticipant` entities was illustrated in Figure 21 and described in 8.8.1. Subclause 8.8.1 covered `Authentication` and `AccessControl` plugin behavior simultaneously because these two plugins interact with each other.

8.8.5 AccessControl behavior with local domain entity creation

The figure below illustrates the functionality of the security plugins with regards to the creation of local DDS domain entities: `Topic`, `DataWriter`, and `DataReader` entities.

DDSSEC11-16 AccessControl behavior does not show check local datawriter/reader ...]

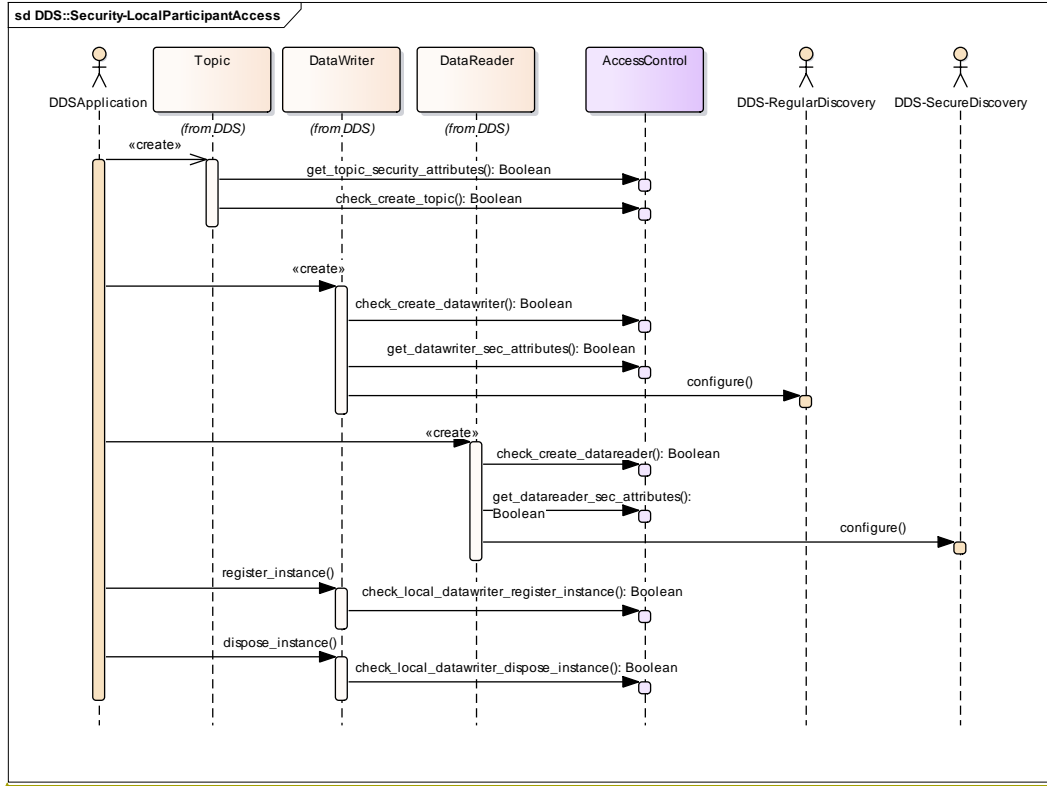
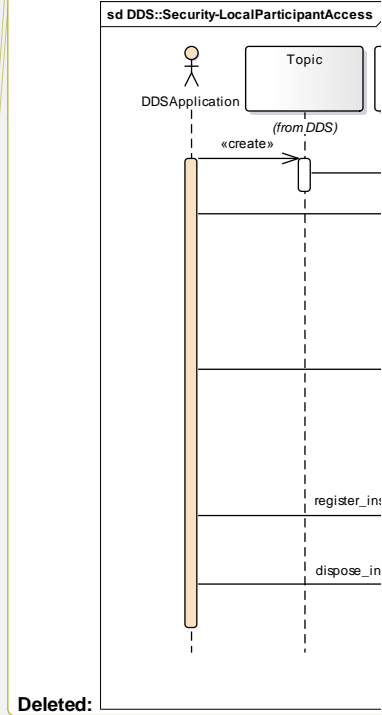


Figure 23 – AccessControl sequence diagram with local entities

Formatted: Font: (Default) Times New Roman, 12 pt, Not Bold



DDSSEC11-16 AccessControl behavior does not show check local datawriter/reader ...]

1. The DDS application initiates the creation of a new Topic for the DomainParticipant.
2. The middleware calls AccessControl::get_topic_sec_attributes to obtain the TopicSecurityAttributes for the Topic being created.
3. The middleware verifies the DomainParticipant is allowed to create a Topic with name topicName. Operation AccessControl::check_create_topic() is called for this verification. If the verification fails, the Topic object is not created.
4. The DDS application initiates the creation of a local DataWriter.
5. The middleware verifies that the DataWriter has the right permissions to publish on Topic topicName. Operation AccessControl::check_create_datawriter() is called for this verification. As an optional behavior, check_create_datawriter() can also verify if the DataWriter is allowed to tag data with dataTag. If the verification doesn't succeed, the DataWriter is not created. As an optional behavior,

`check_create_datawriter()` can also check the QoS associated with the `DataWriter` and grant permissions taking that into consideration.

6. The middleware calls `AccessControl::get_datawriter_sec_attributes` to obtain the `EndpointSecurityAttributes` for the created `DataWriter`.
7. This sequence diagram illustrates the situation where the `TopicSecurityAttributes` for the created `DataWriter` has the `is_discovery_protected` attribute set to `FALSE`. In this situation the middleware configures Discovery to use regular (not secure) publications discovery endpoint (*DCPSPublications*) to propagate the `PublicationBuiltinTopicData` for the created `DataWriter`.
8. The DDS application initiates the creation of a local `DataReader`.
9. The middleware verifies that the `DataReader` has the right permissions to subscribe on `Topic topicName`. Operation `AccessControl::check_create_datareader()` is called for this verification. As an optional behavior, `check_create_datareader()` can also verify if the `DataReader` is allowed to receive data tagged with `dataTag`. If the verification doesn't succeed, the `DataReader` is not created. As an optional behavior `check_create_datareader()` can also check the QoS associated with the `DataReader` and grant permissions taking that into consideration.
10. The middleware calls the operation `AccessControl::get_datareader_sec_attributes` to obtain the `EndpointSecurityAttributes` for the created `DataReader` entity.
11. This sequence diagram illustrates the situation where the `TopicSecurityAttributes for the topic (a different topic than in the earlier steps)` has the `is_discovery_protected` attribute set to `TRUE`. In this situation the middleware configures Discovery to use the secure subscriptions discovery endpoint (*DCPSSecureSubscriptions*) to propagate the `SubscriptionBuiltinTopicData` for the created `DataReader`.
12. The DDS application initiates the registration of a data instance on the `DataWriter`.
13. The middleware verifies that the `DataWriter` has the right permissions to register the instance. The operation `AccessControl::check_local_datawriter_register_instance()` is called for this verification. If the verification doesn't succeed, the instance is not registered.
14. The DDS application initiates the disposal of an instance of the `DataWriter`.
15. The middleware verifies that the `DataWriter` has the right permissions to dispose the instance. The operation `AccessControl::check_local_datawriter_dispose_instance()` is called for this verification. If the verification doesn't succeed, the instance is not disposed.

Deleted: `EndpointSecurityAttributes`

Deleted: `EndpointSecurityAttributes` for the created `DataReader`

Deleted: `is_access_protected`

8.8.6 AccessControl behavior with remote participant discovery

DDSSEC11-14 Clarify conditions for calling the operations on AccessControlPlugin

If the `ParticipantSecurityAttributes` object returned by the `AccessControl` operation `get_participant_sec_attributes` has the `allow_unauthenticated_participants` attribute set

to `TRUE`, the `DomainParticipant` may discover `DomainParticipants` that cannot be authenticated because they either lack support for the authentication protocol or they fail the authentication protocol. These “Unauthenticated” `DomainParticipant` entities shall be matched and considered “Unauthenticated” `DomainParticipant` entities. Local `DomainParticipant` will not perform any further participant `AccessControl` validation with unauthenticated participants (i.e., `validate_remote_permissions` and `check_remote_participant` will not be called).

DDSSEC11-14 Clarify conditions for calling the operations on `AccessControlPlugin`

If the `DomainParticipant` discovers a `DomainParticipant` entity that it can authenticate successfully, and *is `access_protected` is `TRUE`*, then it shall validate with the `AccessControl` plugin that it has the permissions necessary to join the DDS domain. This is done by successfully calling to `get_authenticated_peer_credential_token` on the `Authentication` plugin, then to `validate_remote_permissions` and `check_remote_participant` in the `AccessControl` plugin:

- If the validation succeeds, the discovered `DomainParticipant` shall be considered “Authenticated” and all the builtin Topics automatically matched.
- If the validation fails, the discovered `DomainParticipant` shall be considered ignored and all the builtin Topics should not be matched.

DDSSEC11-14 Clarify conditions for calling the operations on `AccessControlPlugin`

If the `DomainParticipant` discovers a `DomainParticipant` entity that it can authenticate successfully, and *is `access_protected` is `FALSE`*, then validation will succeed with no access control checking. In this case, only `get_authenticated_peer_credential_token` and `validate_remote_permissions` are called, and a `HandleNIL` return will not impact the validation result.

The figure below illustrates the functionality of the security plugins with regards to the discovery of remote `DomainParticipant` entity that has been successfully authenticated by the `Authentication` plugin.

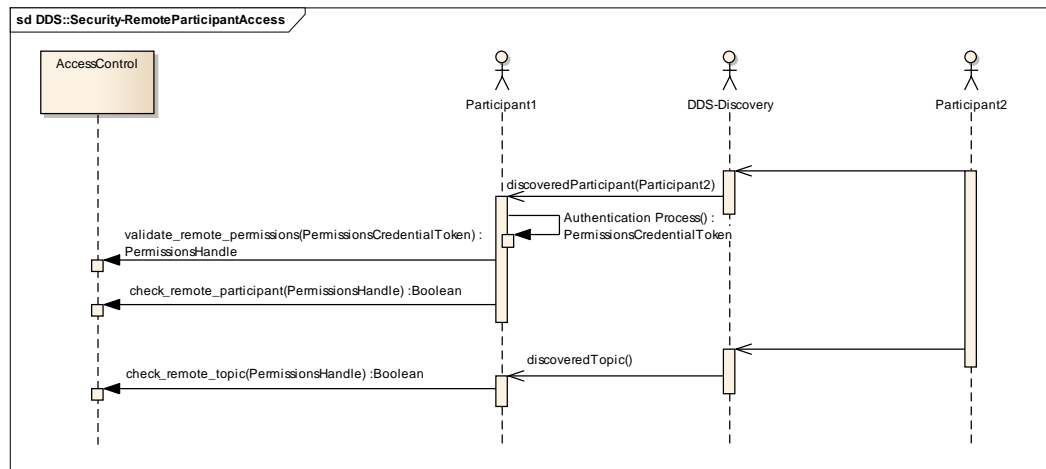


Figure 24 – `AccessControl` sequence diagram with discovered `DomainParticipant`

1. The DomainParticipant Participant1 discovers the DomainParticipant (Participant2) via the discovery protocol and successfully authenticates Participant2 and obtains the AuthenticatedPeerCredentialToken as described in 8.8.2.
2. Participant1 calls the operation `validate_remote_permissions` to validate the permissions of Participant2, passing the PermissionsToken obtained via discovery from Participant2 and the AuthenticatedPeerCredentialToken returned by the operation `get_authenticated_peer_credential_token` on the Authentication plugin. The operation `validate_remote_permissions` returns a PermissionsHandle, which the middleware will use whenever an access control decision must be made for the remote DomainParticipant.
3. Participant1 calls the operation `check_remote_participant` to verify the remote DomainParticipant (Participant2) is allowed to join the DDS domain with the specified domainId, passing the PermissionsHandle returned by the `validate_remote_permissions` operation. If the verification fails, the remote DomainParticipant is ignored and all the endpoints corresponding to the builtin Topics are unmatched.
4. Participant1 discovers that DomainParticipant (Participant2) has created a new DDS Topic.
5. Participant1 verifies that the remote DomainParticipant (Participant2) has the permissions needed to create a DDS Topic with name `topicName`. The operation `check_remote_topic` is called for this verification. If the verification fails, the discovered Topic is ignored.

8.8.7 AccessControl behavior with remote domain entity discovery

This sub clause describes the functionality of the AccessControl plugin relative to the discovery of remote domain entities, that is, Topic, DataWriter, and DataReader entities.

If the ParticipantSecurityAttributes object returned by the AccessControl operation `get_participant_sec_attributes` has the `is_access_protected` attribute set to FALSE, the DomainParticipant may have matched a remote “Unauthenticated” DomainParticipant, i.e., a DomainParticipant that has not authenticated successfully and may therefore discover endpoints via the regular (non-secure) discovery endpoints from an “Unauthenticated” DomainParticipant.

8.8.7.1 AccessControl behavior with discovered endpoints from “Unauthenticated” DomainParticipant

If the DomainParticipant discovers endpoints from an “Unauthenticated” DomainParticipant it shall:

DDSSEC11-16 AccessControl behavior does not show check local datawriter/reader ...]

- Reject (do not try to match) local endpoints for which the related TopicSecurityAttributes have the attribute *is_read_protected* or *is_write_protected* set to TRUE.
- Proceed to try matching without checking with the AccessControl plugin the local DataWriter endpoints for which the related TopicSecurityAttributes object returned

by the operation `get_topic_sec_attributes` have the attribute `is_read_protected` set to `FALSE`.

- Proceed to try matching without checking with the `AccessControl` plugin the local `DataReader` endpoints for which the related `TopicSecurityAttributes` object returned by the operation `get_topic_sec_attributes` have the attribute `is_write_protected` set to `FALSE`.

[DDSSEC11-14 Clarify conditions for calling the operations on AccessControlPlugin]

8.8.7.2 AccessControl behavior with discovered endpoints from “Authenticated” DomainParticipant

If the `DomainParticipant` discovers endpoints from an “authenticated” `DomainParticipant` it shall:

[DDSSEC11-16 AccessControl behavior does not show check local datawriter/reader ...]

- Perform the `AccessControl` checks for discovered endpoints that would match local `DataWriters` for whom the `is_read_protected` attribute is set to `TRUE`, and only proceed to try matching the discovered endpoints for whom the access control checks succeed.
- Perform the `AccessControl` checks for discovered endpoints that would match local `DataReader` for whom the `is_write_protected` attribute is set to `TRUE`, and only proceed to try matching the discovered endpoints for whom the access control checks succeed.
- Proceed to try matching without checking with the `AccessControl` plugin the local `DataWriters` for whom the related `TopicSecurityAttributes` object returned by the operation `get_topic_sec_attributes` has the `is_read_protected` attribute set to `FALSE`.
- Proceed to try matching without checking with the `AccessControl` plugin the local `DataReaders` for whom the related `TopicSecurityAttributes` object returned by the operation `get_topic_sec_attributes` has the `is_write_protected` attribute set to `FALSE`.

[DDSSEC11-16 AccessControl behavior does not show check local datawriter/reader ...]

The figure below illustrates the behavior relative to discovered endpoints coming from an “Authenticated” `DomainParticipant` that would match local endpoints for which the `is_read_protected` and `is_write_protected` attributes are set to `FALSE`.

[DDSSEC11-16 AccessControl behavior does not show check local datawriter/reader ...]

Deleted: Match automatically the local `DataWriter` endpoints for whom the `EndpointSecurityAttributes` object returned by the operation `get_datawriter_sec_attributes` have the attribute `is_access_protected` set to `FALSE`.¶

<#>Match automatically the local `DataReader` endpoints for whom the `EndpointSecurityAttributes` object returned by the operation `get_datareader_sec_attributes` have the attribute `is_access_protected` set to `FALSE`.¶

Do not match automatically the remaining local endpoints for whom the `EndpointSecurityAttributes` have the attribute `is_access_protected` set to `TRUE`.

Deleted: Note that, as specified in 8.8.2.2, a `DomainParticipant` for whom the `ParticipantSecurityAttributes` object returned by the `AccessControl` operation `get_participant_sec_attributes` has the `is_access_protected` attribute set to `TRUE`, cannot be matched with an “Unauthenticated” `DomainParticipant` and therefore cannot discover any endpoints from an “Unauthenticated” `DomainParticipant`.

Deleted: <#>Match automatically the local endpoints for whom the `EndpointSecurityAttributes` object returned by the operation `get_datawriter_sec_attributes` or `get_datareader_sec_attributes` has the `is_access_protected` attribute set to `FALSE`.¶

<#>Perform the `AccessControl` checks for discovered endpoints that would match local endpoints for whom the `is_access_protected` attribute is set to `TRUE`, and only match the discovered endpoints for whom the access control checks succeed.¶

Deleted: whom the `is_access_protected` attribute

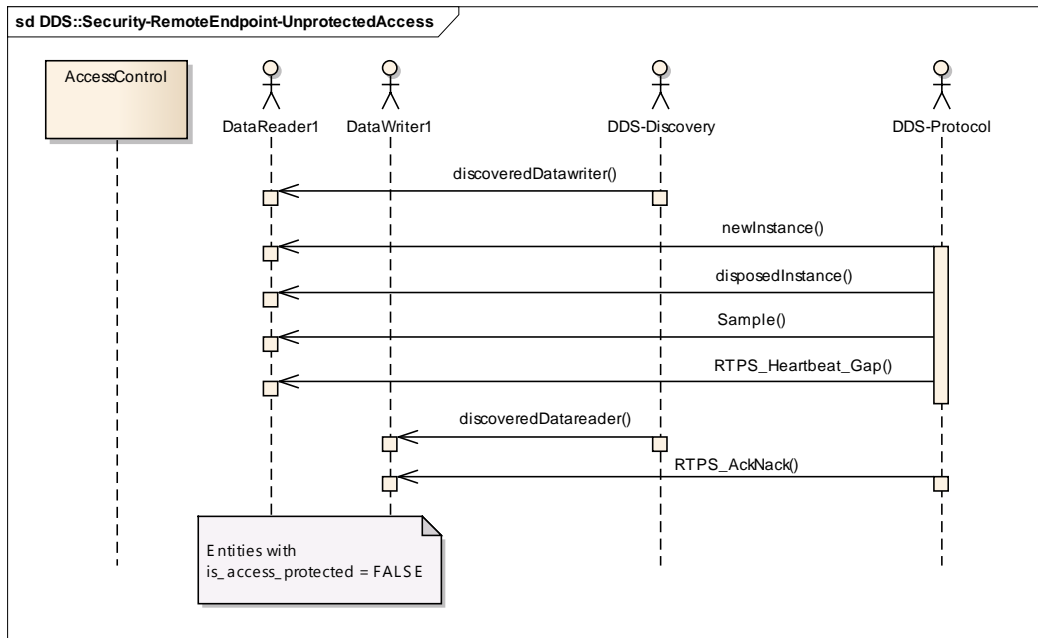


Figure 25 – AccessControl sequence diagram with discovered entities when `is_read_protected` and `is_write_protected` are both `FALSE`

[DDSSEC11-16 AccessControl behavior does not show check local datawriter/reader ...]

1. DataReader1 discovers via the discovery protocol that a remote DataWriter (DataWriter2) on a Topic with name *topicName*. The DataReader1 shall not call any operations on the AccessControl plugin and shall proceed to match DataWriter2 subject to the matching criteria specified in the DDS and DDS-XTypes specifications.
2. DataReader1 receives a Sample from DataWriter2 with DDS ViewState NEW, indicating this is the first sample for that instance received by the DataReader. This sample shall be processed according to the DDS specification without any calls to the AccessControl plugin.
3. DataReader1 receives a Sample from DataWriter2 with DDS InstanceState NOT_ALIVE_DISPOSED, indicating the remote DataWriter disposed an instance. This sample shall be processed according to the DDS specification without any calls to the AccessControl plugin.
4. DataReader1 receives a Sample from DataWriter2 with DDS ViewState NOT_NEW. DataReader1 shall operate according to the DDS and DDS-RTPS specifications without any calls to the AccessControl plugin.
5. DataReader1 receives an RTPS HeartBeat message or an RTPS Gap message from DataWriter2. In both these cases DataReader1 shall operate according to the DDS and DDS-RTPS specifications without any calls to the AccessControl plugin.
6. DataWriter1 discovers via the discovery protocol that a remote DataReader (DataReader2) on a Topic with name *topicName*. DataWriter1 shall not call any operations on the AccessControl plugin and shall match DataReader2 subject to the matching criteria specified in the DDS and DDS-XTypes specifications.

Deleted: `is_access_protected`

Deleted: `==`

Deleted:
`check_remote_datawriter` to verify that Participant2 has the permissions needed to publish the DDS Topic with name *topicName*.

- DataWriter1 receives an RTPS AckNack message from DataReader2. DataWriter1 shall operate according to the DDS and DDS-RTPS specifications without any calls to the AccessControl plugin.

DDSSEC11-16 AccessControl behavior does not show check local datawriter/reader ...]

The figure below illustrates the behavior relative to discovered endpoints coming from an “Authenticated” DomainParticipant that would match local endpoints for which both is_read_protected and is_write_protected attributes are set to TRUE.

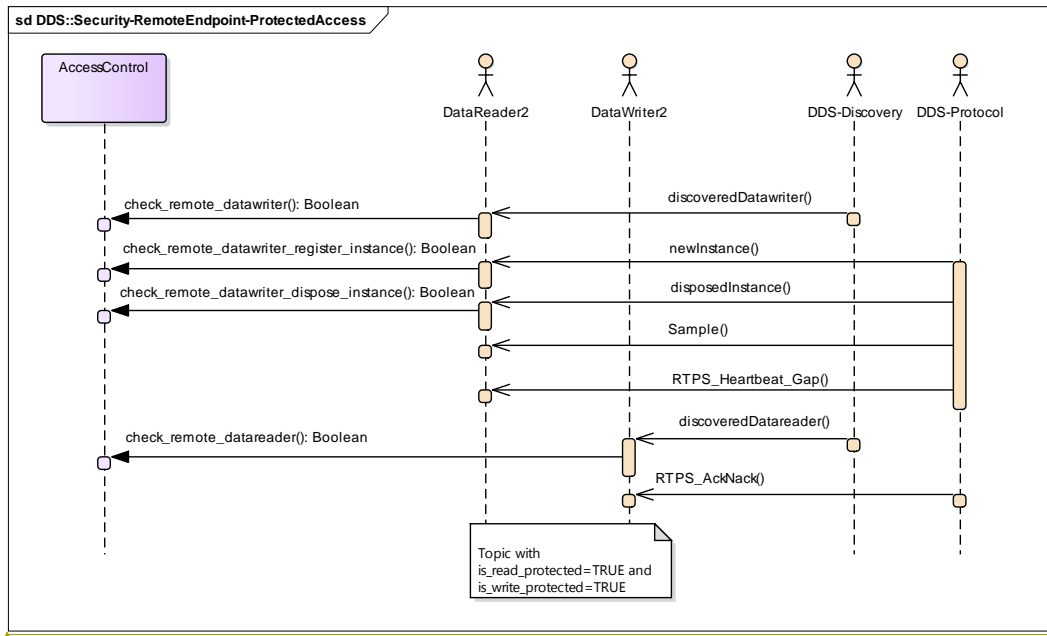
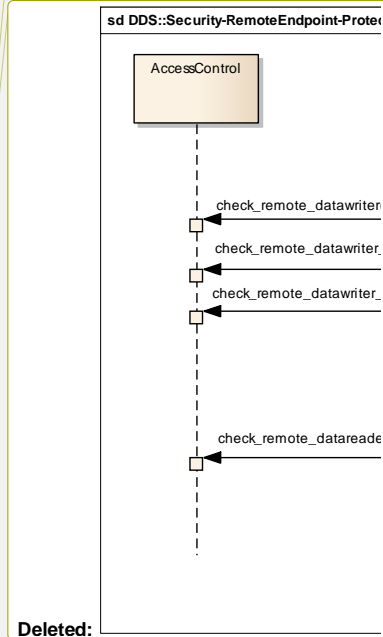


Figure 26 – AccessControl sequence diagram with discovered entities when is_read_protected==TRUE and is_write_protected==TRUE

- DataReader1 discovers via the discovery protocol a remote DataWriter (DataWriter2) on a Topic with name *topicName* that matches the DataReader1 Topic *topicName*.
- DataReader1 shall call the operation `check_remote_datawriter` to verify that Participant2 (the DomainParticipant to whom DataWriter2 belongs) has the permissions needed to publish the DDS Topic with name *topicName*. As an optional behavior, the same operation can also verify if the DataWriter2 is allowed to tag data with `dataTag` that are associated with it.
 - If the verification doesn't succeed, the DataWriter2 is ignored.
 - If the verification succeeds, DataReader1 shall proceed to match DataWriter2 subject to the matching criteria specified in the DDS and DDS-XTypes specifications.
- DataReader1 receives a Sample from DataWriter2 with DDS ViewState NEW, indicating this is the first sample for that instance received by the DataReader. This sample shall be processed according to the DDS specification without any calls to the AccessControl plugin.

Deleted: whom the `is_access_protected` attribute

Formatted: Font: (Default) Times New Roman, 12 pt, Not Bold



Deleted:

Deleted: `is_access_protected==TRUE`

4. DataReader1 shall call the operation `check_remote_datawriter_register_instance` to verify that Participant2 has the permissions needed to register the instance. If the verification doesn't succeed, the sample shall be ignored.
5. DataReader1 receives a Sample from DataWriter2 with DDS InstanceState `NOT_ALIVE_DISPOSED`, indicating the remote DataWriter disposed an instance.
6. DataReader1 shall call the operation `check_remote_datawriter_dispose_instance` to verify that Participant2 has the permissions needed to dispose the instance. If the verification doesn't succeed, the instance disposal shall be ignored.
7. DataReader1 receives a Sample from DataWriter2 with DDS ViewState `NOT_NEW`, indicating this DataReader1 already received samples on that instance. This sample shall be processed according to the DDS specification without any calls to the `AccessControl` plugin.
8. DataReader1 receives an RTPS HeartBeat message or an RTPS Gap message from DataWriter2. In both these cases DataReader1 shall operate according to the DDS and DDS-RTPS specifications without any calls to the `AccessControl` plugin.
9. DataWriter1 discovers via the discovery protocol a remote DataReader (DataReader2) on a Topic with name *topicName* that matches the DataReader1 Topic *topicName*.
10. DataWriter1 shall call the operation `check_remote_datareader` to verify that Participant2 (the DomainParticipant to whom DataReader2 belongs) has the permissions needed to subscribe the DDS Topic with name *topicName*. As an optional behavior, the same operation can also verify if the DataReader2 is allowed to read data with `dataTag` that are associated with DataWriter1.
 1. If the verification doesn't succeed, DataReader2 is ignored.
 2. If the verification succeeds, DataWriter1 shall proceed to match DataReader2 subject to the matching criteria specified in the DDS and DDS-XTypes specifications.
11. DataWriter1 receives an RTPS AckNack message from DataReader2. DataWriter1 shall operate according to the DDS and DDS-RTPS specifications without any calls to the `AccessControl` plugin.

8.8.8 Cryptographic Plugin key generation behavior

Key Generation is potentially needed for:

- The DomainParticipant as a whole
- Each DomainParticipant match pair
- Each builtin secure endpoint (DataWriter or DataReader)
- Each builtin secure endpoint match pair
- Each application secure endpoint (DataWriter or DataReader)
- Each application secure endpoint match pair

8.8.8.1 Key generation for the `BuiltinParticipantVolatileMessageSecureWriter` and `BuiltinParticipantVolatileMessageSecureReader`

The *`BuiltinParticipantVolatileMessageSecureWriter`* and *`BuiltinParticipantVolatileMessageSecureReader`* endpoints are special in that they are the ones used to securely send the Crypto Tokens. Therefore the key material needed to secure this channel has to be derivable from the `SharedSecret` without having access to Crypto Tokens returned by the

`create_local_datawriter_crypto_tokens` or `create_local_datareader_crypto_tokens`. Effectively this means the key material used for key-exchange is always derived from the `SharedSecret`.

For the ***BuiltinParticipantVolatileMessageSecureWriter*** the creation of the key material necessary to communicate with a matched ***BuiltinParticipantVolatileMessageSecureReader*** shall complete during the operation `register_matched_remote_datareader` and the DDS middleware shall not call the operation `create_local_datawriter_crypto_tokens` or the operation `set_remote_datareader_crypto_tokens` on the `CryptoKeyExchange`.

For the ***BuiltinParticipantVolatileMessageSecureReader*** the creation of the key material necessary to communicate with a matched ***BuiltinParticipantVolatileMessageSecureWriter*** shall complete during the operation `register_matched_remote_datawriter` and the DDS middleware shall not call the operation `create_local_datareader_crypto_tokens` or the operation `set_remote_datawriter_crypto_tokens` on the `CryptoKeyExchange`.

The DDS implementation shall add a property with name “`dds.sec.builtin_endpoint_name`” and value “`BuiltinParticipantVolatileMessageSecureWriter`” to the `Property_t` passed to the operation `register_local_datawriter` when it registers the ***BuiltinParticipantVolatileMessageSecureWriter*** with the `CryptoKeyFactory`.

The DDS implementation shall add a property with name “`dds.sec.builtin_endpoint_name`” and value “`BuiltinParticipantVolatileMessageSecureReader`” to the `Property_t` passed to the operation `register_local_datareader` when it registers the ***BuiltinParticipantVolatileMessageSecureReader*** with the `CryptoKeyFactory`.

Setting the `Property_t` as described above allows the `CryptoKeyFactory` to recognize the ***BuiltinParticipantVolatileMessageSecureWriter*** and the ***BuiltinParticipantVolatileMessageSecureReader***.

8.8.8.2 Key generation for the DomainParticipant

For each local `DomainParticipant` that is successfully created the DDS implementation shall call the operation `register_local_participant` on the `KeyFactory`.

For each discovered `DomainParticipant` that has successfully authenticated and has been matched to the local `DomainParticipant` the DDS middleware shall call the operation `register_matched_remote_participant` on the `KeyFactory`. Note that this operation takes as one parameter the `SharedSecret` obtained from the Authentication plugin.

8.8.8.3 Key generation for the builtin endpoints

For each `DataWriter` belonging to list of “Builtin Secure Endpoints”, see 7.4.5, with the exception of the ***BuiltinParticipantVolatileMessageSecureWriter***, the DDS middleware shall call the operation `register_local_datawriter` on the `KeyFactory` to obtain the `DatawriterCryptoHandle` for the builtin `DataWriter`.

For each `DataReader` belonging to list of “Builtin Secure Endpoints”, see 7.4.5, with the exception of the ***BuiltinParticipantVolatileMessageSecureReader***, the DDS middleware shall call the operation `register_local_datareader` on the `KeyFactory` to obtain the `DatareaderCryptoHandle` for the corresponding builtin `DataReader`.

For each discovered `DomainParticipant` that has successfully authenticated and has been matched to the local `DomainParticipant` the DDS middleware shall:

1. Call the operation `KeyFactory::register_matched_remote_datawriter` for each local `DataWriter` belonging to the “Builtin Secure Endpoints” passing it the local `DataWriter` and the corresponding remote `DataReader` belonging to the “Builtin Secure Endpoints” of the discovered `DomainParticipant`.
2. Call the operation `KeyFactory::register_matched_remote_datareader` for each local `DataReader` belonging to the “Builtin Secure Endpoints” passing it the local `DataReader`, the corresponding remote `DataWriter` belonging to the “Builtin Secure Endpoints” of the discovered `DomainParticipant`, and the `SharedSecret` obtained from the Authentication plugin.

8.8.8.4 Key generation for the application-defined endpoints

Recall that for each application-defined (non-builtin) `DataWriter` and `DataReader` successfully created by the DDS Application the DDS middleware has an associated `EndpointSecurityAttributes` object which is the one returned by the `AccessControl::get_datawriter_sec_attributes` or `AccessControl::get_datareader_sec_attributes`.

For each non-builtin `DataWriter` for whom the associated `EndpointSecurityAttributes` object has either the member `is_submessage_protected` or the member `is_payload_protected` set to `TRUE`, the DDS middleware shall:

1. Call the operation `register_local_datawriter` on the `KeyFactory` to obtain the `DatawriterCryptoHandle` for the `DataWriter`.
2. Call the operation `register_matched_remote_datareader` for each discovered `DataReader` that matches the `DataWriter`.

For each non-builtin `DataReader` for whom the associated `EndpointSecurityAttributes` object has either the member `is_submessage_protected` or the member `is_payload_protected` set to `TRUE`, the DDS middleware shall:

1. Call the operation `register_local_datareader` on the `KeyFactory` to obtain the `DatareaderCryptoHandle` for the `DataReader`.
2. Call the operation `register_matched_remote_datawriter` for each discovered `DataWriter` that matches the `DataReader`.

DDSSEC11-66 Allow an Endpoint to configure a maximum number of "receiver-specific" ...]

8.8.8.5 Limiting message-size overhead caused by receiver specific key material

The use of receiver-specific key material increases the message size in situations where the same encoded message is sent to multiple receivers. For example, when using a multicast transport. In the presence of large numbers or receivers this "per-receiver" overhead may cause a single RTPS submessage with all the receiver-specific authentication codes to exceed the maximum transport MTU. This would cause problems, as RTPS submessages cannot be fragmented.

To overcome this kind of situation implementations may use different strategies.

1. An implementation may limit the number of different receiver-specific key material it generates. For example, it may reuse the same receiver-specific key for multiple receivers. This would limit the overhead at the cost of weakening the origin authentication.
2. An implementation may impose a limit on the number of receiver-specific macs attached to a single message. This would require DDS implementations to construct multiple messages, each with a different set of receiver-specific authentication codes. This use-case is facilitated by the encode_datawriter_submessage and encode_rtps_message CryptoTransform operations.

The selection between and configuration of these choices is implementation specific, as it does not affect interoperability.

8.8.9 Cryptographic Plugin key exchange behavior

Cryptographic key exchange is potentially needed for:

- Each DomainParticipant match pair.
- Each builtin secure endpoint match pair.
- Each application secure endpoint match pair.

8.8.9.1 Key Exchange with discovered DomainParticipant

Cryptographic key exchange shall occur between each DomainParticipant and each discovered DomainParticipant that has successfully authenticated. This key exchange propagates the key material related to encoding/signing/decoding/verifying the whole RTPS message. In other words the key material needed to support the CryptoTransform operations encode_rtps_message and decode_rtps_message.

Given a local DomainParticipant the DDS middleware shall:

1. Call the operation create_local_participant_crypto_tokens on the KeyFactory for each discovered DomainParticipant that has successfully authenticated and has been matched to the local DomainParticipant. This operation takes as parameters the local and remote ParticipantCryptoHandle.
2. Send the ParticipantCryptoTokenSeq returned by operation create_local_participant_crypto_tokens to the discovered DomainParticipant using **BuiltinParticipantVolatileMessageSecureWriter**.

The discovered DomainParticipant shall call the operation set_remote_participant_crypto_tokens passing the ParticipantCryptoTokenSeq received by the **BuiltinParticipantVolatileMessageSecureReader**.

The figure below illustrates the functionality of the Cryptographic KeyExchange plugins with regards to the discovery and match of an authenticated remote DomainParticipant entity.

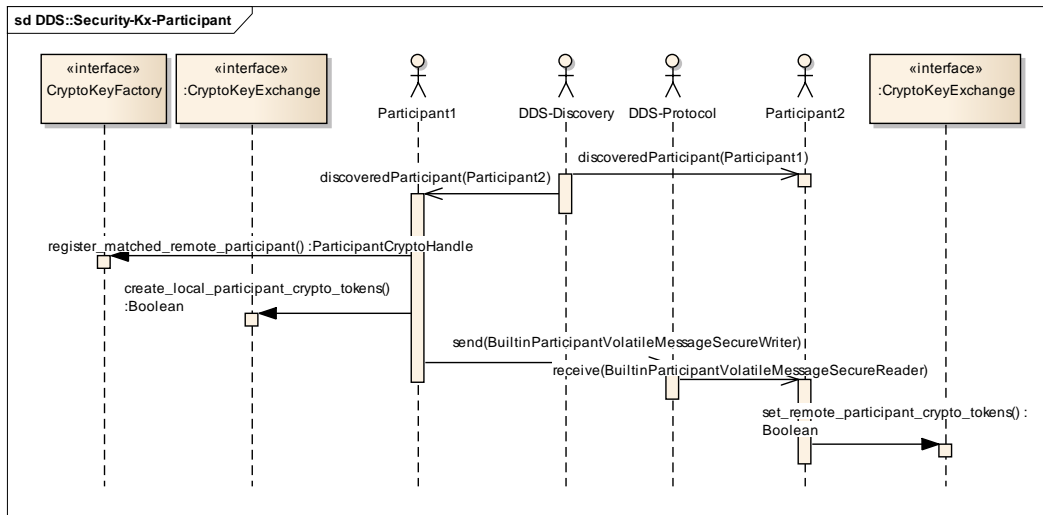


Figure 27 – Cryptographic KeyExchange plugin sequence diagram with discovered DomainParticipant

1. Participant2 discovers the DomainParticipant (Participant1) via the DDS discovery protocol. This sequence is not described here as it equivalent to the sequence that Participant1 performs when it discovers Participant2.
2. Participant1 discovers the DomainParticipant (Participant2) via the DDS discovery protocol. Participant2 is authenticated and its permissions are checked as described in 8.8.2 and 8.8.6. This is not repeated here. The authentication and permissions checking resulted in the creation of an IdentityHandle, a PermissionsHandle, and a SharedSecretHandle for Participant2.
3. Participant1 calls the operation `register_matched_remote_participant` on the Cryptographic plugin (CryptoKeyFactory interface) to store the association of the remote identity and the SharedSecret.
4. Participant1 calls the operation `create_local_participant_crypto_tokens` on the Cryptographic plugin (CryptoKeyExchange interface) to obtain a collection of CryptoToken (cryptoTokensParticipant1ForParticipant2) to send to the remote DomainParticipant (Participant2).
5. Participant1 sends the collection of CryptoToken objects (cryptoTokensParticipant1ForParticipant2) to Participant2 using the **BuiltinParticipantVolatileMessageSecureWriter**.
6. Participant2 receives the CryptoToken objects (cryptoTokensParticipant1ForParticipant2) and calls the operation `set_remote_participant_crypto_tokens()` to register the CryptoToken sequence with the DomainParticipant. This will enable the Cryptographic plugin on Participant2 to decode and verify MACs on the RTPS messages sent by Participant1 to Participant2.

8.8.9.2 Key Exchange with remote DataReader

Cryptographic key exchange shall occur between each builtin secure DataWriter and the matched builtin secure DataReader entities of authenticated matched DomainParticipant entities, see 7.4.5, with the exception of the *BuiltinParticipantVolatileMessageSecureReader*.

Cryptographic key exchange shall also occur between each application DataWriter whose EndpointSecurityAttributes object has either the *is_submessage_protected* or the *is_payload_protected* members set to TRUE, and each of its matched DataReader entities.

Given a local DataWriter that is either a builtin secure DataWriter or an application DataWriter meeting the condition stated above the DDS middleware shall:

1. Call the operation `create_local_datawriter_crypto_tokens` on the `KeyFactory` for each matched DataReader. This operation takes as parameters the local `DatawriterCryptoHandle` and the remote `DatareaderCryptoHandle`.
2. Send the `DatawriterCryptoTokenSeq` returned by operation `create_local_datawriter_crypto_tokens` to the discovered DomainParticipant using *BuiltinParticipantVolatileMessageSecure Writer*.

The matched DataReader shall call the operation `set_remote_datawriter_crypto_tokens` passing the `DatawriterCryptoTokenSeq` received by the *BuiltinParticipantVolatileMessageSecureReader*.

The figure below illustrates the functionality of the Cryptographic KeyExchange plugin with regards to the discovery and match of a local secure DataWriter and a matched DataReader.

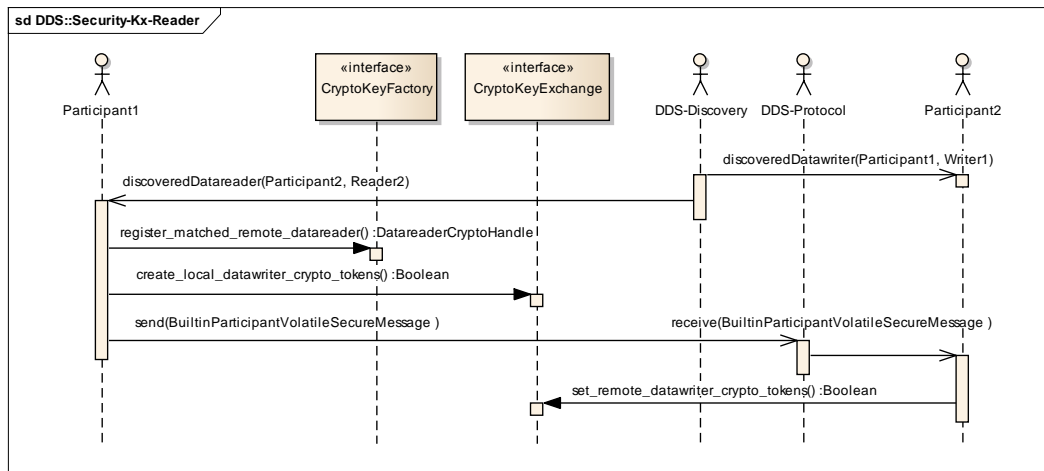


Figure 28 – Cryptographic KeyExchange plugin sequence diagram with discovered DataReader

1. Participant2 discovers a DataWriter (Writer1) belonging to Participant1 that matches a local DataReader (Reader2) according to the constraints in the DDS security specification.
2. Participant1 discovers a DataReader (Reader2) belonging to Participant2 that matches a local DataWriter (Writer1) according to the constraints in the DDS security specification.

3. Participant1 calls the operation `register_matched_remote_datareader` as stated in 8.8.8.
4. Participant1 calls the operation `create_local_datawriter_crypto_tokens` on the `CryptoKeyExchange` to obtain a collection of `CryptoToken` objects (`cryptoTokensWriter1ForReader2`).
5. Participant1 sends the collection of `CryptoToken` objects (`cryptoTokensWriter1ForReader2`) to Participant2 using the ***BuiltinParticipantVolatileMessageSecureWriter***.
6. Participant2 receives the `CryptoToken` objects (`cryptoTokensWriter1ForReader2`) and calls the operation `set_remote_datawriter_crypto_tokens()` to register the `CryptoToken` sequence with the `DataWriter (Writer1)`. This will enable the Cryptographic plugin on Participant2 to decode and verify MACs on the RTPS submessages and data payloads sent from Writer1 to Reader2.

8.8.9.3 Key Exchange with remote DataWriter

Cryptographic key exchange shall occur between each builtin secure `DataReader` and the matched builtin secure `DataWriter` entities of authenticated matched `DomainParticipant` entities, see 7.4.5, with the exception of the ***BuiltinParticipantVolatileMessageSecureReader***.

Cryptographic key exchange shall also occur between each application `DataReader` whose `EndpointSecurityAttributes` object has the *is_submessage_protected* member set to TRUE, and each of its matched `DataWriter` entities.

Given a local `DataReader` that is either a builtin secure `DataReader` or an application `DataReader` meeting the condition stated above the DDS middleware shall:

1. Call the operation `create_local_datareader_crypto_tokens` on the `KeyFactory` for each matched `DataWriter`. This operation takes as parameters the local `DatareaderCryptoHandle` and the remote `DatawriterCryptoHandle`.
2. Send the `DatareaderCryptoTokenSeq` returned by operation `create_local_datareader_crypto_tokens` to the discovered `DomainParticipant` using ***BuiltinParticipantVolatileMessageSecureWriter***.

The matched `DataWriter` shall call the operation `set_remote_datareader_crypto_tokens` passing the `DatareaderCryptoTokenSeq` received by the ***BuiltinParticipantVolatileMessageSecureReader***.

The figure below illustrates the functionality of the Cryptographic `KeyExchange` plugin with regards to the discovery and match of a local secure `DataReader` and a matched `DataWriter`.

Cryptographic key exchange shall occur between each `DataReader` whose `EndpointSecurityAttributes` has the *is_submessage_protected* members set to TRUE and each of its matched `DataWriter` entities.

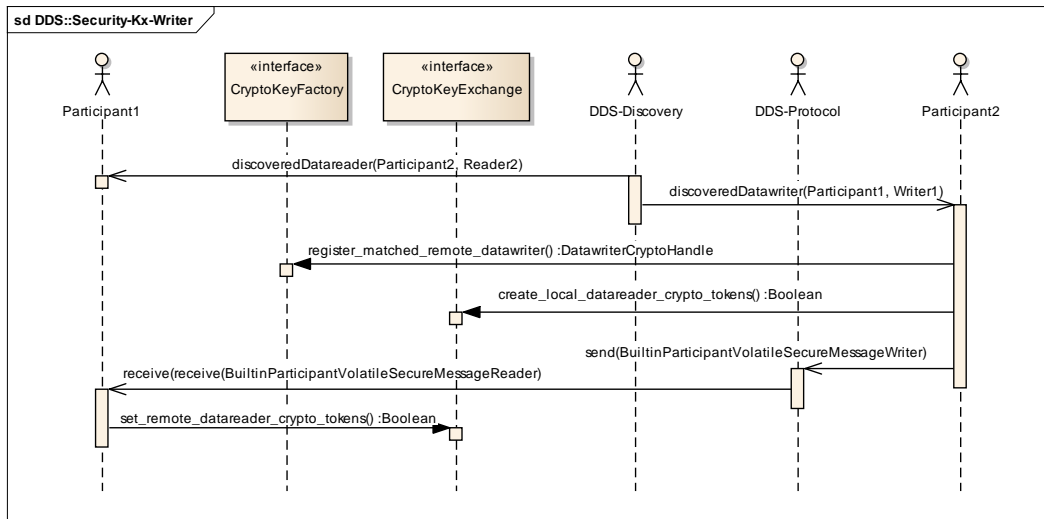


Figure 29 – Cryptographic KeyExchange plugin sequence diagram with discovered DataWriter

1. Participant1 discovers a DataReader (Reader2) belonging to Participant2 that matches a local DataWriter (Writer1) according to the constraints in the DDS security specification.
2. Participant2 discovers a DataWriter (Writer1) belonging to Participant1 that matches a local DataReader (Reader2) according to the constraints in the DDS security specification.
3. Participant2 calls the operation `register_matched_remote_datawriter` as stated in 8.8.8.
4. Participant2 calls the operation `create_local_datareader_crypto_tokens` on the `CryptoKeyExchange` to obtain a collection of `CryptoToken` objects (`cryptoTokensReader2ForWriter1`).
5. Participant2 sends the collection of `CryptoToken` objects (`cryptoTokensReader2ForWriter1`) to Participant1 using the *BuiltinParticipantVolatileMessageSecureWriter*.
6. Participant1 receives the `CryptoToken` objects (`cryptoTokensReader2ForWriter1`) and calls the operation `set_remote_datareader_crypto_tokens()` to register the `CryptoToken` sequence with the DataWriter (Writer1). This will enable the Cryptographic plugin on Participant1 to decode and verify MACs on the RTPS submessages sent from Reader2 to Writer1.

8.8.10 Cryptographic Plugins encoding/decoding behavior

This sub clause describes the behavior of the DDS implementation related to the `CryptoTransform` interface.

[\[DDSSEC11-39 Use of Non-Existing Submessage SecureSubMsg and Flag ...\]](#)

DDSSEC11-7 Inconsistency in SubMessage and SubMessageElement naming ...

This specification does not mandate a specific DDS implementation in terms of the internal logic or timing when the different operations in the `CryptoTransform` plugin are invoked. The sequence charts below just express the requirements in terms of the operations that need to be called and their interleaving. This specification only requires that by the time the RTPS message appears on the wire the proper encoding operations have been executed first on each `SerializedPayload` submessage element, then on the enclosing RTPS Submessage, and finally on the RTPS Message. Similarly by the time a received RTPS Message is interpreted the proper decoding operations are executed on the reverse order. First on the encoded RTPS Message, then on each set of secured submessages starting with either a `SecureRTPSPrefixSubMsg` or `SecurePrefixSubMsg`, and finally on each `CryptoContent` submessage element.

Deleted: SecureSubMsg

Deleted: SecuredPayload

8.8.10.1 Encoding/decoding of a single writer message on an RTPS message

The figure below illustrates the functionality of the security plugins with regards to encoding the data, Submessages and RTPS messages in the situation where the intended RTPS Message contains a single writer RTPS Submessage.

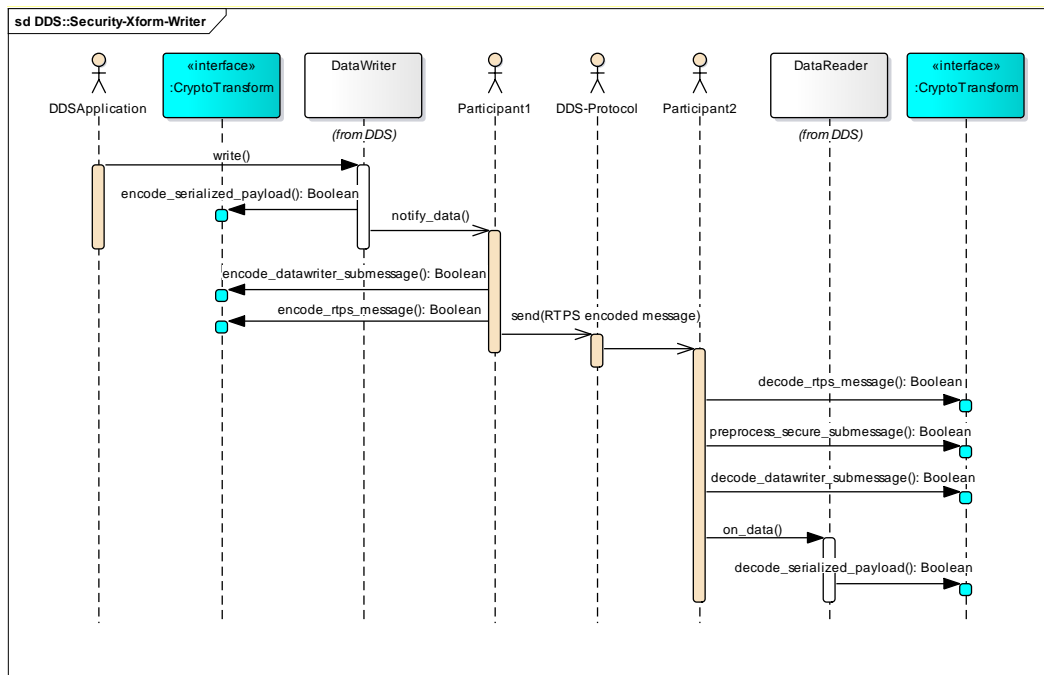


Figure 30 – Cryptographic `CryptoTransform` plugin sequence diagram for encoding/decoding a single `DataWriter` submessage

DDSSEC11-39 Use of Non-Existing Submessage `SecureSubMsg` and Flag ...

DDSSEC11-7 Inconsistency in SubMessage and SubMessageElement naming ...

1. The application writes data using a `DataWriter` belonging to Participant1. The DDS implementation serializes the data.
2. The `DataWriter` in Participant1 constructs the `SerializedPayload` RTPS submessage element and calls the operation `encode_serialized_payload`. This operation creates an RTPS `SecData` that protects the `SerializedPayload` potentially encrypting it, adding a MAC and/or digital signature.
3. This step is notional; the specific mechanism depends on the DDS Implementation. Participant1 realizes it is time to send the data written by the `DataWriter` to a remote `DataReader` in Participant2.
4. Participant1 constructs the RTPS Data Submessage to send to the `DataReader` and calls the operation `encode_datawriter_submessage` to transform the original Data submessage to a set of secure submessages (`SecurePrefixSubMsg`, original plain text submessage or `SecureBodySubMsg`, and optional `SecurePostfixSubMsg`). This same transformation would be applied to any `DataWriter` submessage (`Data`, `Gap`, `Heartbeat`, `DataFrag`, `HeartbeatFrag`). The `encode_datawriter_submessage` receives as parameters the `DataWriterCryptoHandle` of the `DataWriter` and a list of `DataReaderCryptoHandle` for all the `DataReader` entities to which the message will be sent. Using a list allows the same set of secure submessages to be sent to all those `DataReader` entities.
5. Participant1 constructs the RTPS Message it intends to send to the `DataReader` (or readers). It then calls `encode_rtps_message` to transform the original RTPS Message into a new “encoded” RTPS Message with the same RTPS header and a set of secure submessages protecting the contents of the original RTPS Message. The `encode_rtps_message` receives as parameters the `ParticipantCryptoHandle` of the sending `DomainParticipant` (Participant1) and a list of `ParticipantCryptoHandle` for all the `DomainParticipant` entities to which the message will be sent (Participant2). Using a list enables the `DomainParticipant` to send the same message (potentially over multicast) to all those `DomainParticipant` entities.
6. Participant1 sends the new “encoded” RTPS Message obtained as a result of the previous step to Participant2.
7. Participant2 receives the “encoded” RTPS Message. Participant2 parses the message and detects a `SecureRTPSPrefixSubMsg`. This indicates it shall call the operation `decode_rtps_message` to process the prefix, body and optional postfix submessage. If `decode_rtps_message` is successful, the result is an RTPS Message that can be processed further.
8. Participant2 parses the RTPS Message resulting from the previous step and encounters an RTPS `SecurePrefixSubMsg`. This indicates it shall call the operation `prepare_rtps_submessage` to determine whether this is a Writer submessage or a Reader submessage and obtain the `DataWriterCryptoHandle` and `DataReaderCryptoHandle` handles it needs to decode the message. This function determines it is a Writer submessage.

Deleted: `SecureSubMsg`

Deleted: `SecureSubMsg`

Deleted: single `SecureSubMsg`

Deleted: `n`

Deleted: RTPS

Deleted: `SecureSubMsg` with the `MultiSubmsgFlag` (see 7.3.6.2) set to `true`

Deleted: transform

Deleted: the “encoded” RTPS Message into an RTPS Message that decodes the RTPS `SecureSubMsg` and proceed to parse that instead.

Deleted: with the `MultiSubmsgFlag` (see 7.3.6.2) set to `false`

9. Participant2 calls the operation `decode_datawriter_submessage` passing in a data stream that includes the `SecurePrefixSubMsg`, a plain text submessage or a `SecureBodySubMsg`, and an optional `SecurePostfixSubMsg`. The `decode_datawriter_submessage` operation also requires the `DatawriterCryptoHandle` and `DatareaderCryptoHandle` obtained in the previous step. The operation, if successful, will return the original `Data` submessage that was input to `encode_datawriter_submessage` on the `DataWriter` side. From the `Data` submessage the DDS implementation extracts the `CryptoContent` submessage element.
10. This step is notional; the specific mechanism depends on the DDS Implementation. Participant2 realizes it is time to notify the `DataReader` and retrieve the actual data sent by the `DataWriter`.
11. Participant2 calls `decode_serialized_payload` passing in the RTPS `CryptoContent` and obtains the original `SerializedPayload` submessage element was the input to the `encode_serialized_payload` on the `DataWriter` side. This operation takes as arguments the `DatawriterCryptoHandle` and `DatareaderCryptoHandle` obtained in step 8.

Deleted: the RTPS `SecureSubMsg` and obtains the original `Data` submessage that was the input to the `encode_datawriter_submessage` on the `DataWriter` side. From the `Data` submessage the DDS implementation extracts the `SecuredPayload` submessage element. This operation takes as arguments the `DatawriterCryptoHandle` and `DatareaderCryptoHandle` obtained in the previous step.

Deleted: `SecuredPayload`

8.8.10.2 Encoding/decoding of multiple writer messages on an RTPS message

The figure below illustrates the functionality of the security plugins in the situation where the intended RTPS message contains a multiple `DataWriter` RTPS Submessages, which can represent multiple samples, from the same `DataWriter` or from multiple `DataWriter` entities, as well as, a mix of `Data`, `Heartbeat`, `Gap`, and any other `DataWriter` RTPS Submessage as defined in 7.3.1.

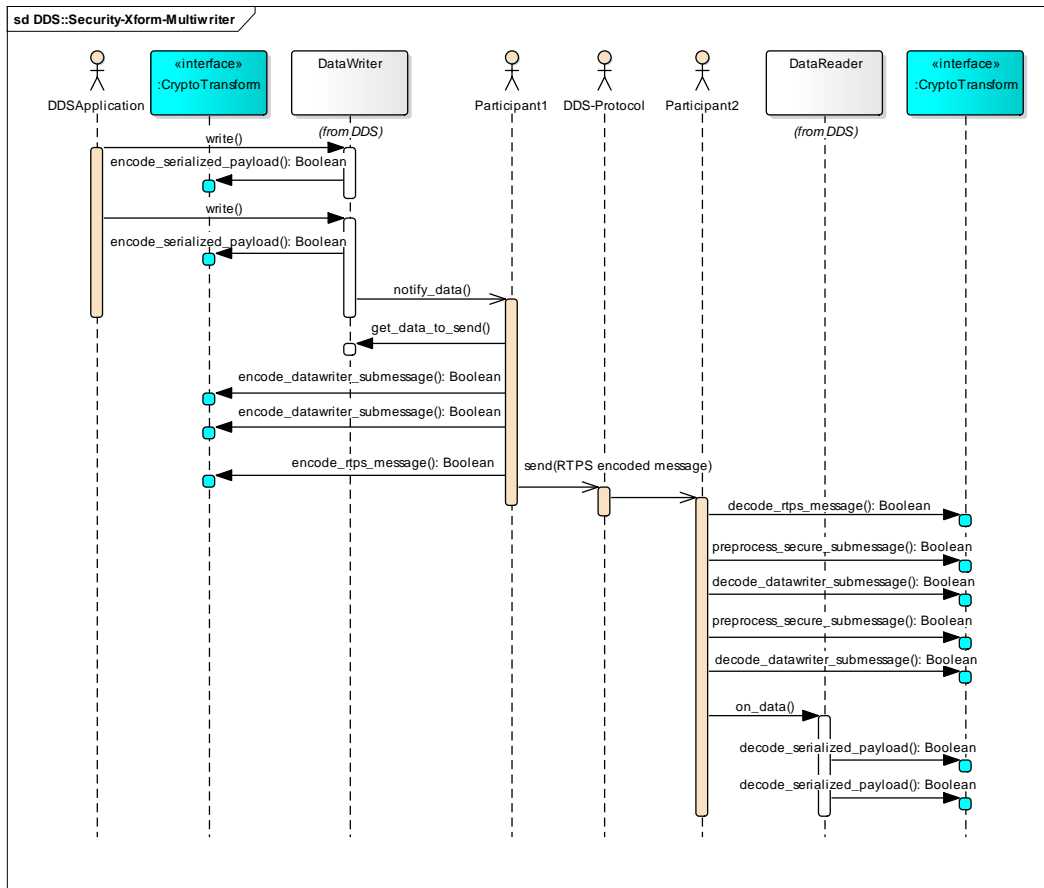


Figure 31 – Cryptographic CryptoTransform plugin sequence diagram for encoding/decoding multiple DataWriter submessages

DDSSSEC11-39 Use of Non-Existing Submessage SecureSubMsg and Flag ...

The steps followed to encode and decode multiple DataWriter Submessages within the same RTPS message are very similar to the ones used for a single Writer message. The only difference is that the writer side can create multiple RTPS Submessages. In this case, Participant1 creates two Data Submessages and a Heartbeat Submessage, transforms each separately using the `encode_datawriter_submessage`, places them in the same RTPS message and then transforms the RTPS Message containing all the resulting secured submessages using `encode_rtps_message`.

Deleted: SecureSubMsg

The steps followed to decode the message are the reverse ones.

Note that the DataWriter entities that are sending the submessages and/or the DataReader entities that are the destination of the different Submessages may be different. In this situation each call to `encode_serialized_payload()`, `encode_datawriter_submessage()`, `decode_datawriter_submessage()`, and `decode_serialized_payload()`, shall receive the proper `DatawriterCryptoHandle` and `DatareaderCryptoHandle` handles.

8.8.10.3 Encoding/decoding of multiple reader messages on an RTPS message

The figure below illustrates the functionality of the security plugins in the situation where the intended RTPS message contains multiple DataReader RTPS submessages from the same DataReader or from multiple DataReader entities. These include AckNack and NackFrag RTPS Submessages as defined in 7.3.1.

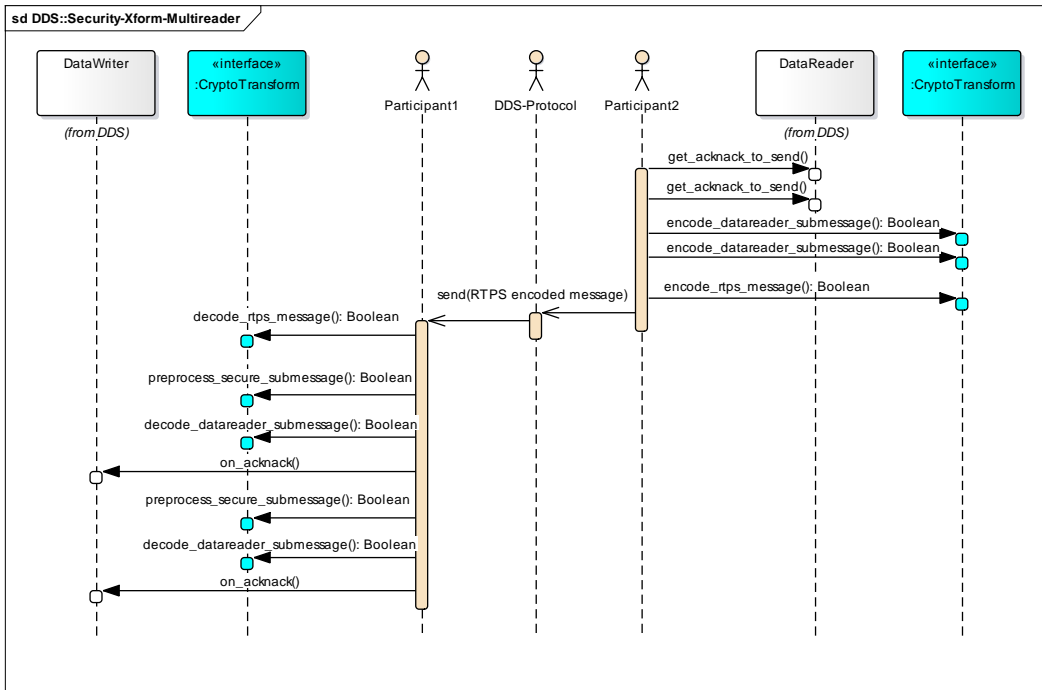


Figure 32 -- Cryptographic CryptoTransform plugin sequence diagram for encoding/decoding multiple DataReader submessages

DDSSEC11-39 Use of Non-Existing Submessage SecureSubMsg and Flag ...

1. This step is notional; the specific mechanism depends on the DDS Implementation. Participant2 realizes it is time to send an AckNack or NackFrag submessage from DataReader to a remote DataWriter.
2. Participant2 constructs the AckNack (or any other DataReader RTPS Submessage) and calls the operation encode_datareader_submessage. This operation creates creates multiple submessages: a SecurePrefixSubMsg, a plain text submessage or a SecureBodySubMsg, and optionally a SecurePostfixSubMsg. This operation shall receive as parameter the DatareaderCryptoHandle of the DataReader that sends the submessage and a list of DatawriterCryptoHandle handles of all the DataWriter entities to which the Submessage will be sent.
3. Step 2 may be repeated multiple times constructing various secured submessages from different DataReader RTPS Submessages. Different submessages may originate on different DataReader entities and/or be destined for different DataWriter entities. On

Deleted: an RTPS SecureSubMsg that protects the original Submessage potentially encrypting it, adding a MAC and/or digital signature

Deleted: SecureSubMsg

each case the `encode_datareader_submessage` operation shall receive the `DatareaderCryptoHandle` and list of `DatawriterCryptoHandle` that correspond to the source and destinations of that particular Submessage.

4. Participant2 constructs the RTPS Message that contains the submessages obtained as a result of the previous steps. It shall then call `encode_rtps_message` to transform the “original” RTPS Message into a `SecureRTPSPrefixSubMsg` followed by either 1) an `INFO_SRC` SubMsg and the contents of the RTPS Message or 2) a `SecureBodySubMsg` (with `INFO_SRC` and encoded content), and finally a `SecureRTPSPostfixSubMsg`,
5. Participant2 sends the “encoded” RTPS Message to Participant1 (and any other destination DomainParticipant).
6. Participant1 receives the “encoded” RTPS Message. Participant parses the message and detects an RTPS `SecureRTPSPrefixSubMsg`. This indicates it should call the operation `decode_rtps_message` to process the prefix, body and optional postfix submessage. If `decode_rtps_message` is successful, the result is an RTPS Message that can be processed further,
7. Participant1 parses the RTPS Message resulting from the previous step and encounters an RTPS `SecurePrefixSubMsg`. This indicates it shall call the operation `preprocess_secure` submessage to determine whether this is a `Writer` submessage or a `Reader` submessage and obtain the `DatawriterCryptoHandle` and `DatareaderCryptoHandle` handles it needs to decode the message. This function determines it is a `DataReader` submessage.
8. Participant1 calls `decode_datareader_submessage` passing in a data stream that includes the `SecurePrefixSubMsg`, a plain text submessage or a `SecureBodySubMsg`, and an optional `SecurePostfixSubMsg`. The `decode_datareader_submessage` operation also requires the `DatawriterCryptoHandle` and `DatareaderCryptoHandle` obtained in the previous step. The operation, if successful, will return the original `AckNack` (or proper `DataReader` submessage) submessage that was input to `encode_datareader_submessage` on the `DataReader` side,
9. This step is notional; the specific mechanism depends on the DDS Implementation. Participant1 realizes it is time to notify the `DataReader` of the Acknowledgment, negative acknowledgment or whatever the `DataReader` Submessage indicated.
10. Each RTPS `SecurePrefixSubMsg` encountered within the RTPS Message is processed in this same way. The operation `preprocess_rtps_submessage` is first invoked and if it indicates it is a `DataReader` submessage Participant1 shall call `decode_datareader_submessage()` on the submessage.

Deleted: `SecureSubMsg`

Deleted: another “encoded” RTPS Message containing a single `SecureSubMsg` with the `MultiSubmsgFlag` (see 7.3.6.2) set to `true`

Deleted: The DDS implementation

Deleted: with the `MultiSubmsgFlag` (see 7.3.6.2) set to `true`

Deleted: shall

Deleted: ()

Deleted: transform the “encoded” RTPS Message into an RTPS Message that decodes the RTPS `SecureSubMsg` and proceed to parse that instead

Deleted: with the `MultiSubmsgFlag` (see 7.3.6.2) set to `false`

Deleted: `prepare_rtps`

Deleted: `Data`

Deleted: `Data`

Deleted:

Deleted: the RTPS `SecureSubMsg` and obtains the original `AckNack` (or proper `DataReader` Submessage) submessage that was the input to the `encode_datareader_submessage()` on the `DataReader` side (Participant2).

Deleted: This

Deleted: operation

Deleted: takes as arguments the `DatawriterCryptoHandle` and `DatareaderCryptoHandle` obtained in the previous step

Deleted: having the `MultiSubmsgFlag` (see 7.3.6.2) set to `false`

Deleted: `prepare`

8.8.10.4 Encoding/decoding of reader and writer messages on an RTPS message

The figure below illustrates the functionality of the security plugins with regards to encoding the data, Submessages and RTPS messages in the situation where the intended RTPS message contains multiple RTPS Submessages which can represent a mix of different kinds of `DataWriter` and `DataReader`

submessages such as Data, Heartbeat, Gap, AckNack, NackFrag and any other RTPS Submessage as defined in 7.3.1.

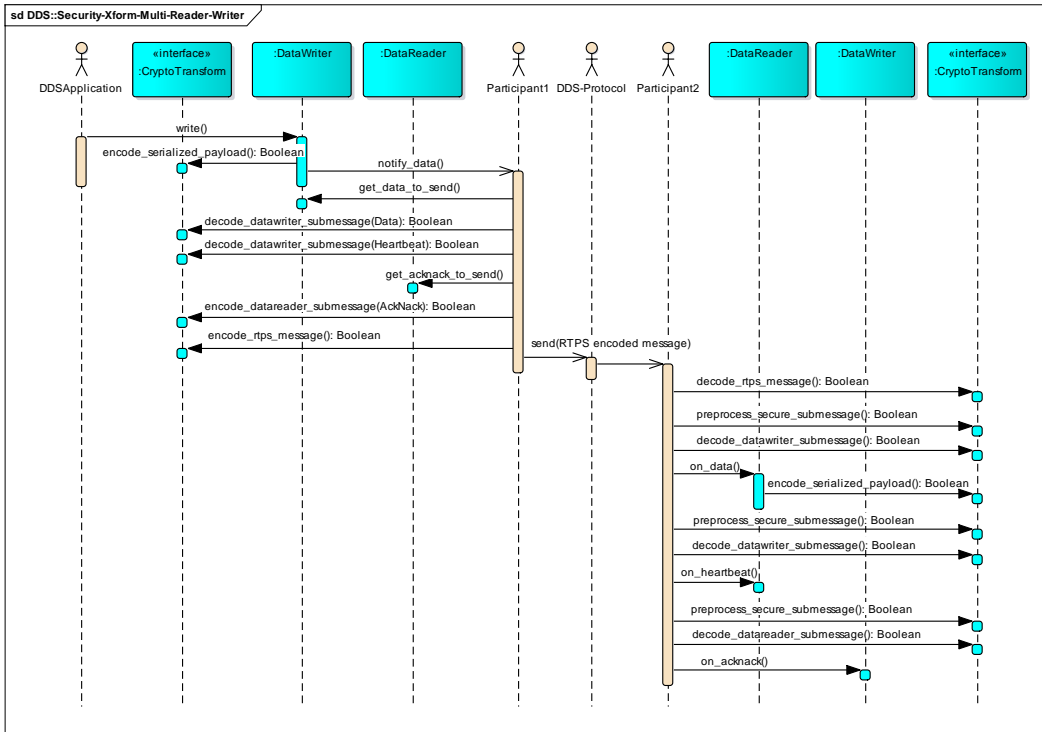


Figure 33 – Cryptographic CryptoTransform plugin sequence diagram for encoding/decoding multiple DataWriter and DataReader submessages

[IDDSSEC11-39 Use of Non-Existing Submessage SecureSubMsg and Flag ...](#)

[IDDSSEC11-7 Inconsistency in SubMessage and SubMessageElement naming ...](#)

1. The application writes data using a DataWriter belonging to Participant1. The DDS implementation serializes the data.
2. The DataWriter in Participant1 constructs the SerializedPayload RTPS submessage element and calls the operation `encode_serialized_payload`. This operation creates an RTPS SecData that protects the SerializedPayload potentially encrypting it, adding a MAC and/or digital signature.
3. This step is notional; the specific mechanism depends on the DDS Implementation. Participant1 realizes it is time to send the data written by the DataWriter to a remote DataReader.
4. Participant1 constructs the RTPS Data Submessage that it will send to the DataReader and calls the operation `encode_datawriter_submessage` to transform the original Data submessage to a set of secured submessages,

Deleted: SecureSubMsg

5. This step is notional. The specifics will depend on the DDS Implementation. Participant1 decides it needs to send a Heartbeat submessage along with the Data submessage. It constructs the RTPS Heartbeat submessage and calls the operation `encode_datawriter_submessage()` to transform the original Heartbeat submessage to a set of secured submessages.
6. This step is notional. The specific mechanism depends on the DDS Implementation. Participant1 decides it also wants to include an RTPS AckNack submessage from a DataReader that also belongs to Participant1 into the same RTPS Message because it is destined to the same Participant2.
7. Participant1 constructs the RTPS AckNack submessage and calls `encode_datareader_submessage` to transform the original AckNack submessage to a set of secured submessages.
8. Participant1 constructs the RTPS Message that contains the submessages obtained as a result of the previous steps. It shall then call `encode_rtps_message`. To transform the “original” RTPS Message into SecureRTPSPrefixSubMsg followed by either 1) an INFO_SRC SubMsg and the contents of the RTPS Message or 2) a SecureBodySubMsg (with INFO_SRC and encoded content), and finally a SecureRTPSPostfixSubMsg.
9. Participant1 sends the “encoded” RTPS Message to Participant2 (and any other destination DomainParticipant).
10. Participant2 receives the “encoded” RTPS Message. Participant2 parses the message and detects an RTPS SecureRTPSPrefixSubMsg. This indicates it should call the operation `decode_rtps_message` to process the prefix, body and optional postfix submessage. If `decode_rtps_message` is successful, the result is an RTPS Message that can be processed further.
11. Participant2 parses the RTPS Message resulting from the previous step and encounters an RTPS SecurePrefixSubMsg. This indicates it shall call `preprocess_secure` submessage to determine whether this is a `Writer` submessage or a `Reader` submessage and obtain the `DatawriterCryptoHandle` and `DatareaderCryptoHandle` handles it needs to decode the message. This function determines it is a `DataWriter` submessage.
12. Participant1 calls the operation `decode_datawriter_submessage`, passing in a data stream that includes the `SecurePrefixSubMsg`, a plain text submessage or a `SecureBodySubMsg`, and an optional `SecurePostfixSubMsg`. The `decode_datawriter_submessage` operation also requires the `DatawriterCryptoHandle` and `DatareaderCryptoHandle` obtained in the previous step. The operation, if successful, will return the original `DataWriter` submessage that was input to `encode_datawriter_submessage` on the Participant1 side.
13. This step is notional; the specific mechanism depends on the DDS Implementation. The Participant2 realizes it is time to notify the DataReader of the arrival of data.
14. Participant2 calls `decode_serialized_payload` passing in the RTPS `CryptoContent` and obtains the original `SerializedPayload` submessage element

Deleted: SecureSubMsg

Deleted: SecureSubMsg

Deleted: SecureSubMsg

Deleted: another “encoded” RTPS Message containing a single SecureSubMsg with the MultiSubmsgFlag (see 7.3.6.2) set to true

Deleted: with the MultiSubmsgFlag (see 7.3.6.2) set to true

Deleted: shall

Deleted: transform the “encoded” RTPS Message into an RTPS Message that decodes the RTPS SecureSubMsg and proceed to parse that instead

Deleted: with the MultiSubmsgFlag (see 7.3.6.2) set to false

Deleted: prepare

Deleted: rtps

Deleted: Data

Deleted: Data

Deleted:

Deleted: the RTPS SecureSubMsg and obtains the original Data submessage that was the input to the `encode_datawriter_submessage` on Participant1. This operation takes as arguments the `DatawriterCryptoHandle` and `DatareaderCryptoHandle` obtained in the previous step

Deleted: SecuredPayload

was the input to the `encode_serialized_payload` on the Participant1 side. This operation takes as arguments the `DataWriterCryptoHandle` and `DatareaderCryptoHandle` obtained in the step 11.

15. Step 11 is repeated. It is again determined that the next set of secured submessages are a `DataWriter` submessage and the proper `DataWriterCryptoHandle` and `DatareaderCryptoHandle` handles are retrieved.

Deleted: SecureSubMsg is

16. Step 12 is repeated. Participant2 calls `decode_datawriter_submessage` passing in a data stream that includes the `SecurePrefixSubMsg`, a plain text submessage or a `SecureBodySubMsg`, and an optional `SecurePostfixSubMsg`. This transforms the submessages into the original Heartbeat submessage.

Deleted: the RTPS `SecureSubMsg` and it transforms it

17. This step is notional; the specific mechanism depends on the DDS Implementation. Participant2 notifies `DataReader` of the Heartbeat.

18. Step 11 is repeated. It is determined that the next set of submessages are a `DataReader` submessage and the proper `DataWriterCryptoHandle` and `DatareaderCryptoHandle` handles are retrieved.

Deleted: `SecureSubMsg` is a `DataReader` submessage

19. Participant2 calls `decode_datareader_submessage` passing in a data stream that includes the `SecurePrefixSubMsg`, a plain text submessage or a `SecureBodySubMsg`, and an optional `SecurePostfixSubMsg`. The result of this operation is the original `AckNack` submessage that was the input to the `encode_datareader_submessage` on Participant1. This operation takes as arguments the `DataWriterCryptoHandle` and `DatareaderCryptoHandle` obtained in the previous step.

Deleted: the RTPS `SecureSubMsg` and obtains

20. This step is notional; the specific mechanism depends on the DDS Implementation. Participant2 notifies `DataWriter` of the `AckNack`.

Deleted: ¶
¶

9 Builtin Plugins

9.1 Introduction

This specification defines the behavior and implementation of at least one builtin plugin for each kind of plugin. The builtin plugins provide out-of-the-box interoperability between implementations of this specification.

The builtin plugins are summarized in the table below:

Table 43 – Summary of the Builtin Plugins

<i>SPI</i>	<i>Plugin Name</i>	<i>Description</i>
Authentication	DDS:Auth:PKI-DH	Uses PKI with a pre-configured shared Certificate Authority. RSA or DSA and Diffie-Hellman for authentication and key exchange.
AccessControl	DDS:Access:Permissions	Permissions document signed by shared Certificate Authority
Cryptography	DDS:Crypto:AES-GCM-GMAC	AES-GCM (AES using Galois Counter Mode) for encryption. AES-GMAC for message authentication.
DataTagging	DDS:Tagging:DDS_Discovery	Send Tags via Endpoint Discovery
Logging	DDS:Logging:DDS_LogTopic	Logs security events to a dedicated DDS Log Topic

Deleted: 4343434237

Formatted: Table caption

Formatted: Spanish (Spain-Traditional Sort)

Field Code Changed

Formatted: Spanish (Spain-Traditional Sort)

9.2 Requirements and Priorities (Non-Normative)

The selection of the builtin plugins was driven by several functional, as well as, non-functional requirements, as described below.

Most DDS users surveyed consider the following functional requirements as essential elements of a secure DDS middleware:

[DDSSSEC11-115 Add the concept of "data origin authentication" and clarify ...]

- Authentication of applications (DDS Domain Participants) joining a DDS Domain.
- Access control of applications subscribing to specific data at the Domain and Topic level.
- Message integrity and data-origin authentication.
- Encryption of a data sample using different encryption keys for different Topics.

In addition to these essential needs, many users also required that secure DDS middleware should provide for:

- Sending digitally signed data samples.
- Sending data securely over multicast.

- Tagging data.
- Integrating with open standard security plugins.

Other functional requirements which are considered useful but less common were:

- Access control to certain samples within a Topic but not others, with access rights being granted according to the data-sample contents or the data-sample key.
- Access control to certain attributes within a data sample but not others, such that certain DataReader entities can only observe a subset of the attributes as defined by their permissions.
- Permissions that control which QoS might be used by a specific DDS Entity: DomainParticipant, Publisher, DataWriter, Subscriber, or DataReader.

The primary non-functional requirements that informed the selection of the builtin plugins are:

- Performance and Scalability.
- Robustness and Availability.
- Fit to the DDS Data-Centric Information Model.
- Leverage and reuse of existing security infrastructure and technologies.
- Ease of use while supporting common application requirements.

9.2.1 Performance and Scalability

DDS is commonly deployed in systems that demand high performance and need to scale to large numbers of processes and computers. Different applications vary greatly in the number of processes, Topics, and/or data-objects belonging to each Topic.

The policy enforcement/decision points as well as the transformations (cipher, decipher, hash) performed by the plugins should not adversely degrade system performance and scalability beyond what is tolerable and strictly needed. In practice this means several things for the builtin plugins:

- The use of Asymmetric Key Cryptography shall be limited to the discovery, authentication, session and shared-secret establishment phase (i.e., when a Participant discovers another Participant, a DataReader and matching DataWriter). To the extent possible it shall not be used in the critical path of data distribution.
- The use of ciphers, HMACs, or digital signatures shall be selectable on a per stream (Topic) basis. In case of encryption, symmetric ciphers should be used for the application data.
- It shall be possible to provide integrity via HMAC techniques without also requiring the data to be ciphered.
- Multicast shall be supported even for ciphered data.

9.2.2 Robustness and Availability

DDS is deployed in mission-critical systems, which must continue to operate 24/7 despite partial system malfunction. DDS also operates in fielded environments where specific components or systems may be subject to accidental failure or active attack. DDS provides a highly robust infrastructure due to the way the communication model and protocols are defined as they can be (and commonly are)

implemented in a peer-to-peer fashion without any centralized services. For this reason, many DDS implementations have no single points of failure.

The builtin plugins should not negate these desirable properties present in the underlying DDS middleware infrastructure.

In practice, this means that:

- Centralized policy decision points or services should be avoided.
- The individual DDS DomainParticipant components should be self-contained and have what they need to operate securely even in the presence of system partitions.
- Multi-party key agreement protocols shall be avoided because they can be easily disrupted by disrupting just one party.
- Security tokens and keys should be compartmentalized as much as possible such that compromise of an application component is contained to that component itself. For example, selection of a system-wide secret key for the whole Domain or even for a Topic should be avoided.

9.2.3 Fitness to the DDS Data-Centric Model

Application developers that use DDS think in terms of the data-centric elements that DDS provides. That is, they think first and foremost about the Domains (global data spaces) the application must join and the Topics that the application needs to read and write. Therefore, the builtin plugins should offer the possibility to control access with this level of granularity.

Users of DDS also think about the data objects (keyed instances) they read and write, the ability to dispose instances, filter by content, set QoS, and so forth. While it may be useful to offer ways to provide access controls to this as well, it was considered of lesser priority and potentially conflicting with the goal of ease of configurability and maintainability.

The semantics of DDS communications require that individual samples can be consumed independently of each other. Depending on the QoS policy settings samples written by a single DataWriter may be received and processed out of order relative to the order sent, or may be received with intermediate gaps resulting from best-effort communication (if selected), or may be filtered by content, time, or history, etc. For this reason, any encryption and/or digital signature applied to a sample should be able to be processed in isolation, without requiring the receiver to maintain a specific context reconstructed from previous samples.

9.2.4 Leverage and Reuse of Existing Security Infrastructure and Technologies

To the extent possible, it is desirable that the builtin plugins leverage and reuse existing IA technology and tools. This not only reduces the barrier of entry for implementers of the specification, but also more importantly enhances the quality of the result by allowing the use of proven, peer-reviewed, and/or already certified approaches. The builtin plugins leverage existing standards and tools for PKI, ciphers, hashing and digital signing. To the extent possible, ideas and approaches from existing protocols for key management and secure multicast are also leveraged, although where appropriate they have been adapted to the data-centric communications model of DDS and the DDS-RTPS wire protocol.

9.2.5 Ease-of-Use while Supporting Common Application Requirements

It is anticipated that specialized applications may need to develop their own security plugins to either integrate existing security infrastructure or meet specialized requirements. Therefore the primary consumers of the builtin plugins will be users who want to secure their systems but not have complex needs or significant legacy components. Under these conditions, ease-of-use is essential. A security infrastructure that is too hard to configure or too complex to understand or maintain is less likely to be used, or may be used wrongly, resulting in systems that are less secure overall.

The builtin plugins balance rich functionality and ease-of-use, providing for the most common use cases, in a manner that is easy to understand and use correctly.

9.3 Builtin Authentication: DDS:Auth:PKI-DH

This builtin authentication plugin is referred to as the “DDS:Auth:PKI-DH”.

The DDS:Auth:PKI-DH plugin implements authentication using a trusted `Certificate Authority (CA)`. It performs mutual authentication between discovered participants using the `RSA` or `ECDSA Digital Signature Algorithms` [11] and establishes a shared secret using `Diffie-Hellman (DH)` or `Elliptic Curve Diffie-Hellman (ECDH) Key Agreement Methods` [12].

The CA could be an existing one. Or a new one could be created for the purpose of deploying applications on a DDS `Domain`. The nature or manner in which the CA is selected is not important because the way it is used enforces a shared recognition by all participating applications.

Prior to a `DomainParticipant` being enabled the DDS:Auth:PKI-DH plugin associated with the `DomainParticipant` must be configured with three things:

1. The `X.509 Certificate` that defines the `Shared Identity CA`. This certificate contains the `Public Key` of the CA.
2. The `Private Key` of the `DomainParticipant`.
3. An `X.509 Certificate` that chains up to the `Shared Identity CA`, that binds the `Public Key` of the `DomainParticipant` to the `Distinguished Name (subject name)` for the `DomainParticipant`.

9.3.1 Configuration

The builtin authentication plugin shall be configured using the `PropertyQosPolicy` of the `DomainParticipantQos`. The specific properties used are described in [Table 44](#) below.

Deleted: Table 44Table 44Table 44Table 4338Table 38

Formatted: Table caption, Don't keep with next

Deleted: 4444444338

Table 44 – Properties used to configure the builtin Authentication plugin

<i>Property Name</i> <i>(all properties have “dds.sec.auth” prefix)</i>	<i>Property Value</i> <i>(all these properties shall have propagate set to FALSE)</i> <i>URI syntax follows IETF RFC 3986.</i> <i>URI “data” schema follows IETF RFC 2397</i> <i>URI “pkcs11” schema follows IETF RFC 7512</i> <i>Vendors may support additional schemas</i>
identity_ca	URI to the X509 certificate [39] of the Identity CA. Supported URI schemes: file, data, pkcs11 The file and data schemas shall refer to a X.509 v3 certificate (see X.509 v3 ITU-T Recommendation X.509 (2005) [39]) in PEM format. Examples: file:identity_ca.pem file:/home/myuser/identity_ca.pem data:-----BEGIN CERTIFICATE----- MIIC3DCCAcQCCQCWE5x+Z ... PhovK0mp2ohhRLYI0ZiyYQ== -----END CERTIFICATE----- pkcs11:object=MyIdentityCACert;type=cert
private_key	URI to access the private Private Key for the DomainParticipant Supported URI schemes: file, data, pkcs11 pkcs11 URI follows IETF RFC 7512 “The PKCS #11 URI Scheme” Examples: file:identity_ca_private_key.pem file:/home/myuser/identity_ca_private_key.pem file:identity_ca_private_key.pem?password=OpenSesame data:-----BEGIN RSA PRIVATE KEY----- MIIEpAIBAAKCAQEA3HIh...AOBaaqSV37XBUJg== -----END RSA PRIVATE KEY----- pkcs11:object=MyParticipantPrivateKey;type=private?pin-value=OpenSesame
password	A password used to decrypt the private_key. The value of the password property shall be interpreted as the Base64 encoding of the AES-128 key that shall be used to decrypt the private_key using AES128-CBC. If the password property is not present, then the value supplied in the private_key property must contain the unencrypted private key. The password property is only used if the private_key is provided with a “file:” or a “data:” URI. It does not apply to private keys supplied with the “pkcs11:” URI.

identity_certificate	<p>URI to a X509 certificate signed by the IdentityCA in PEM format containing the signed public key for the DomainParticipant</p> <p>Supported URI schemes: file, data, pkcs11</p> <p>Examples:</p> <p>file:participant1_identity_cert.pem</p> <p>data:-----BEGIN CERTIFICATE----- MIIDjjCCAnYCCQDCEu9...6rmT87dhTo= -----END CERTIFICATE-----</p> <p>pkcs11:object=MyParticipantIdentityCert;type=cert</p>
----------------------	--

9.3.1.1 Identity CA Certificate

The certificate used to configure the public key of the Identity CA.

The certificate shall be the X.509 v3 Certificate [39] of the issuer of the Identity Certificates in section 9.3.1.3. The certificate can be self-signed if it is a root CA or signed by some other CA public key if it is a subordinate CA. Regardless of this the Public Key in the Certificate shall be accepted as the one for the Identity CA trusted to sign DomainParticipant Identity Certificates, see 9.3.1.3.

The public key of the CA shall be either a 2048-bit RSA key [44] or else a 256-bit Elliptic Curve Key for the prime256v1 curve [41], also known as the NIST P-256 curve [42].

The Identity CA Certificate shall be provided to the plugins using the PropertyQosPolicy on the DomainParticipantQos as specified in [Table 44](#),

Deleted: Table 44Table 44Table 44Table 4338Table 38

9.3.1.2 Private Key

The Private Key associated with the DomainParticipant. It may be either a 2048-bit RSA private key or a 256-bit Elliptic Curve Key for use with the prime256v1 curve [41].

The Private Key shall be provided to the plugins using the PropertyQosPolicy on the DomainParticipantQos as specified in [Table 44](#),

Deleted: Table 44Table 44Table 44Table 4338Table 38

9.3.1.3 Identity Certificate

An X.509 v3 Certificate [39] that chains up to the Identity CA (see 9.3.1.1). The Identity Certificate binds the Public Key of the DomainParticipant to the Distinguished Name (subject name) for the DomainParticipant.

9.3.2 DDS:Auth:PKI-DH Types

This sub clause specifies the content and format of the Credential and Token objects used by the DDS:Auth:PKI-DH plugin.

Credential and Token attributes left unspecified in this specification shall be understood to not have any required values in this specification. These attributes shall be handled according to the following rules:

- Plugin implementations may place data in these attributes as long as they also include a property attribute that allows the implementation to unambiguously detect the presence and interpret these attributes.
- Attributes that are not understood shall be ignored.
- `Property_t` and `BinaryProperty_t` names shall comply with the rules defined in 7.2.1 and 7.2.2, respectively.

The content of the `Handle` objects is not specified as it represents references to internal state that is only understood by the plugin itself. The DDS Implementation only needs to hold a reference to the returned `Handle` objects returned by the plugin operations and pass these `Handle` references to other operations.

9.3.2.1 DDS:Auth:PKI-DH IdentityToken

The DDS:Auth:PKI-DH plugin shall set the attributes of the `IdentityToken` object as specified in the table below:

Table 45 – IdentityToken class for the builtin Authentication plugin

<i>Attribute name</i>	<i>Attribute value</i>	
<i>class_id</i>	"DDS:Auth:PKI-DH:1.0"	
<i>properties</i> (The presence of each of properties is optional)	<i>name</i>	<i>value</i>
	dds.cert.sn	The subject name of the Identity Certificate.
	dds.cert.algo	"RSA-2048" or "EC-prime256v1"
	dds.ca.sn	The subject name of the Identity CA Certificate.
	dds.ca.algo	"RSA-2048" or "EC-prime256v1"

Formatted: Table caption

Deleted: 45454439

IDSSEC11-93 Revise version of RTPS and provide rules for plugin versions

The value of the *class_id* shall be interpreted as composed of three parts: a *PluginClassName*, a *MajorVersion* and a *MinorVersion* according to the following format:

`<PluginClassName>:<MajorVersion>.<MinorVersion>`. The *PluginClassName* is separated from the *MajorVersion* by the last ':' character in the *class_id*. The *MajorVersion* and *MinorVersion* are separated by a '.' character. Accordingly this version of the specification has *PluginClassName* equal to "DDS:Auth:PKI-DH", *MajorVersion* set to 1, and *MinorVersion* set to 0.

9.3.2.2 DDS:Auth:PKI-DH IdentityStatusToken

The DDS:Auth:PKI-DH plugin shall set the attributes of the `IdentityStatusToken` object as specified in the table below:

Table 46 – AuthenticatedPeerCredentialToken class for the builtin Authentication plugin

<i>Attribute name</i>	<i>Attribute value</i>	
<i>class id</i>	"DDS:Auth:PKI-DH:1.0"	
<i>properties</i> <small>(The presence of each of properties is optional)</small>	<i>name</i>	<i>value</i>
	ocsp_status	A DER-encoded OCSP response (using the ASN.1 type OCSPResponse defined in clause 4.2.1 of RFC 2560 [52]) that provides the status of the identity certificate of the DomainParticipant.

Formatted: Table caption, Don't keep with next

Deleted: 4646464544

9.3.2.3 DDS:Auth:PKI-DH AuthenticatedPeerCredentialToken

The DDS:Auth:PKI-DH plugin shall set the attributes of the AuthenticatedPeerCredentialToken object as specified in the table below:

Table 47 – AuthenticatedPeerCredentialToken class for the builtin Authentication plugin

<i>Attribute name</i>	<i>Attribute value</i>	
<i>class id</i>	"DDS:Auth:PKI-DH:1.0"	
<i>properties</i>	<i>name</i>	<i>value</i>
	c.id	Contents of the certificate signed by IdentityCA that was received from the peer DomainParticipant as part of the authentication process. Corresponds to the property with the same name received in the HandshakeRequestMessageToken or HandshakeReplyMessageToken.
	c.perm	Contents of the permissions document signed by the PermissionCA that that was received from the peer DomainParticipant as part of the authentication process. Corresponds to the property with the same name received in the HandshakeRequestMessageToken or HandshakeReplyMessageToken.

Deleted: 4747474640

Formatted: Table caption

IDSSEC11-43 Non Recoverable Communication After Asymmetric Liveliness Loss

9.3.2.4 DDS:Auth:PKI-DH AuthRequestMessageToken

The DDS:Auth:PKI-DH plugin shall set the attributes of the AuthRequestMessageToken object as specified in the table below:

Table 48 – AuthRequestMessageToken class for the builtin Authentication plugin

<i>Attribute name</i>	<i>Attribute value</i>	
<i>class_id</i>	"DDS:Auth:PKI-DH:1.0+AuthReq"	
<i>properties</i>	<i>name</i>	<i>value</i>
	future_challenge	<p>A 256-bit NONCE generated by the Participant, compliant with Section 8.6.7 of NIST Recommendation for Random Number Generation Using Deterministic Random Bit Generators [46].</p> <p>The value shall match what will be sent on the <i>challenge1</i> property of the HandshakeRequestMessageToken or the <i>challenge2</i> property of the HandshakeReplyMessageToken.</p>

Deleted: 48484847

Formatted: Table caption, Don't keep with next

Deleted: the on

9.3.2.5 DDS:Auth:PKI-DH HandshakeMessageToken

The DDS:Auth:PKI-DH plugin uses several HandshakeMessageToken object formats:

- HandshakeRequestMessageToken objects
- HandshakeReplyMessageToken objects
- HandshakeFinalMessageToken objects

9.3.2.5.1 HandshakeRequestMessageToken objects

The attributes in HandshakeRequestMessageToken objects shall be set as specified in the table below. References to the DomainParticipant within the table refer to the DomainParticipant that is creating the HandshakeRequestMessageToken.

[\[DDSSEC11-52 Specify Authentication Challenge Length\]](#)

[\[DDSSEC11-23 FIPS-196 reference to wrong chapter\]](#)

[\[DDSSEC11-82 OSCP stapling to enhance certificate status checking during handshake\]](#)

[\[DDSSEC11-43 Non Recoverable Communication After Asymmetric Liveliness Loss\]](#)

Table 49 – HandshakeRequestMessageToken for the builtin Authentication plugin

<i>Attribute name</i>	<i>Attribute value</i>	
<i>class_id</i>	"DDS:Auth:PKI-DH:1.0+Req"	
<i>binary_properties</i>	<i>name</i>	<i>value</i>
	c.id	Contents of the certificate signed by IdentityCA that was configured using the Participant PropertyQosPolicy with name "dds.sec.auth.identity_certificate"
	c.perm	Contents of the permissions document signed by the PermissionCA that was configured using the Participant PropertyQosPolicy with name "dds.sec.access.permissions"

Formatted: Table caption

Deleted: 4949494841

	c.pdata	The CDR Big Endian Serialization of the Participant <u>Builtin</u> TopicData
	c.dsign_algo	Digital signature algorithm identifier. Either "RSASSA-PSS-SHA256" or "ECDSA-SHA256"

Deleted: Builtin

	c.kagree_algo	Key agreement algorithm identifier. Either “DH+MODP-2048-256” or “ECDH+prime256v1-CEUM”
	hash_c1	SHA-256 hash of the CDR Big Endian serialization of a BinaryPropertySeq object containing all the properties above that start with “c.” placed in the same order as they appear above. Inclusion of the <i>hash_c1</i> property is optional. Its only purpose is to facilitate troubleshoot interoperability problems.
	dh1	The CDR Big Endian Serialization of a Diffie-Hellman Public Key chosen by the Participant. This will be used for key agreement.
	challenge1	A <u>256-bit NONCE</u> generated by the Participant, compliant with <u>Section 8.6.7 of NIST Recommendation for Random Number Generation Using Deterministic Random Bit Generators</u> , [46]. <u>If the validate_remote_identity returned a non-NIL AuthRequestMessageToken, then the value shall match what was sent on the AuthRequestMessageToken future_challenge property.</u>
	<u>ocsp_status</u>	<u>Inclusion of this property is optional.</u> <u>A DER-encoded OCSP response (using the ASN.1 type OCSPResponse defined in clause 4.2.1 of RFC 2560 [52]) that provides the status of the identity certificate in the c.id property.</u>

Deleted: Random Challenge

Deleted: the recommendations of

Deleted: 3.2.1

Deleted: FIPS-196

Plugin implementations may add extra properties as long as the names comply with the rules defined in in 7.2.1. Plugin implementations shall ignore any properties they do not understand.

If the Participant Identity uses a RSA Public Key, then the *c.dsign_algo* shall be “RSASSA-PSS-SHA256”.

If the Participant Identity uses a EC Public Key, then the *c.dsign_algo* shall be “ECDSA-SHA256”.

9.3.2.5.2 HandshakeReplyMessageToken

The attributes in the HandshakeReplyMessageToken objects are set as specified in the table below. References to the DomainParticipant within the table refer to the DomainParticipant that is creating the HandshakeReplyMessageToken.

[\[DDSSEC11-52 Specify Authentication Challenge Length\]](#)

[\[DDSSEC11-23 FIPS-196 reference to wrong chapter\]](#)

[\[DDSSEC11-82 OCSP stapling to enhance certificate status checking during handshake\]](#)

DDSSEC11-43 Non Recoverable Communication After Asymmetric Liveliness Loss

Table 50 – HandshakeReplyMessageToken for the builtin Authentication plugin

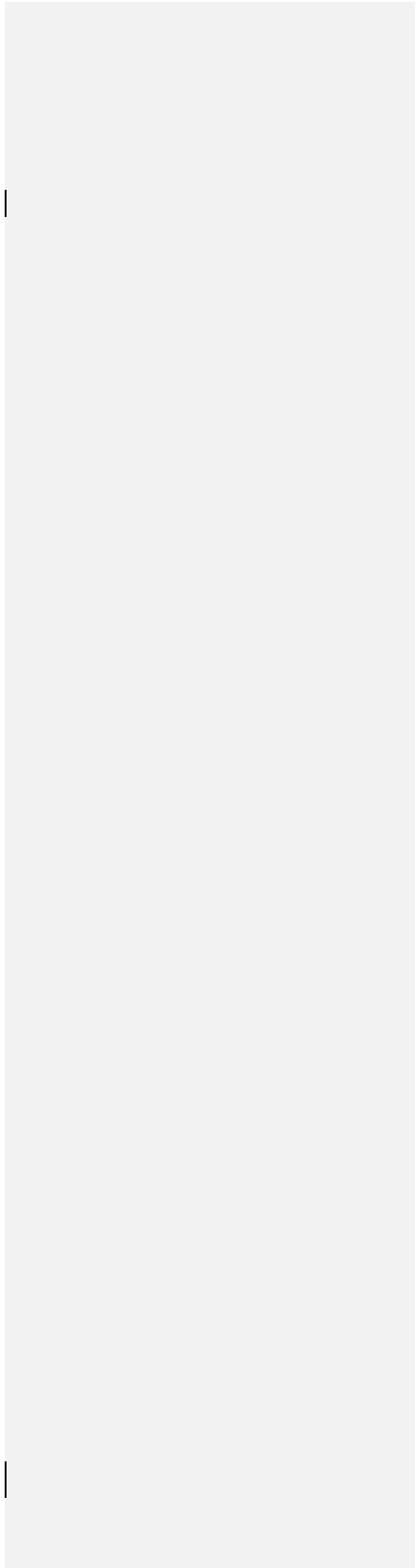
<i>Attribute name</i>	<i>Attribute value</i>	
class_id	"DDS:Auth:PKI-DH:1.0+Reply"	
binary_properties	name	value
	c.id	Contents of the certificate signed by IdentityCA that was configured using the Participant PropertyQosPolicy with name "dds.sec.auth.identity_certificate"
	c.perm	Contents of the permissions document signed by the PermissionCA that was configured using the Participant PropertyQosPolicy with name "dds.sec.access.permissions"
	c.pdata	The CDR Big Endian Serialization of the Participant Builtin TopicData
	c.dsign_algo	Digital signature algorithm identifier. Either "RSASSA-PSS-SHA256" or "ECDSA-SHA256"
	c.kagree_algo	Key agreement algorithm identifier. Either "DH+MODP-2048-256" or "ECDH+prime256v1-CEUM"
	hash_c2	SHA-256 hash of the CDR Big Endian serialization of a BinaryPropertySeq object containing all the properties above that start with "c." placed in the same order as they appear above. Inclusion of the hash_c2 property is optional. Its only purpose is to facilitate troubleshoot interoperability problems.
	dh2	The CDR Big Endian Serialization of a Diffie-Hellman Public Key chosen by the Participant. This will be used to establish the shared secret.
	hash_c1	The value of the related HandshakeRequestMessageToken property hash_c1. Inclusion of the hash_c1 property is optional. Its only purpose is to facilitate troubleshoot interoperability problems.
dh1	The value of the related HandshakeRequestMessageToken property dh1. Inclusion of the dh1 property is optional. Its only purpose is to facilitate troubleshoot interoperability problems.	

Formatted: Table caption

Deleted: 5050504942

Deleted: Bultin

	challenge1	Value of the related HandshakeRequestMessageToken property challenge1.
--	------------	--



challenge2	<p>A <u>256-bit NONCE</u> generated by the Participant, compliant with <u>Section 8.6.7 of NIST Recommendation for Random Number Generation Using Deterministic Random Bit Generators</u> [46].</p> <p><u>If the validate_remote_identity returned a non-NIL AuthRequestMessageToken, then the value shall match what was sent on the AuthRequestMessageToken.future_challenge property.</u></p>
<u>ocsp_status</u>	<p><u>Inclusion of this property is optional.</u></p> <p><u>A DER-encoded OCSP response (using the ASN.1 type OCSPResponse defined in clause 4.2.1 of RFC 2560 [52]) that provides the status of the identity certificate in the c.id property.</u></p>
signature	<p>The Digital Signature of the CDR Big Endian serialization of a BinaryPropertySeq object containing the properties: hash_c2, challenge2, dh2, challenge1, dh1, and hash_c1, placed in that order.</p> <p>All the aforementioned properties shall appear within the signature even if some of the optional properties do not appear separately as properties in the HandshakeReplyMessageToken.</p>

Deleted: Random

Deleted: Challenge

Deleted: the recommendations of Section 3.2.1 of FIPS-196

Plugin implementations may add extra properties as long as the names comply with the rules defined in 7.4.3.5. Plugin implementations shall ignore any properties they do not understand.

If the value of the *c.kagree_algo* property is “DH+MODP-2048-256”, then:

- The Diffie-Hellman Public Key shall be for the 2048-bit MODP Group with 256-bit Prime Order Subgroup, see IETF RFC 5114 [47], section 2.3.
- The Key Agreement Algorithm shall be the “dhEphem, C(2e, 0s, FFC DH) Scheme” defined in section 6.1.2.1 of NIST Special Publication 800-56A Revision 2 [48].

Non-normative note: The OpenSSL 1.0.2 operation DH_get_2048_256() retrieves the parameters for the 2048-bit MODP Group with 256-bit Prime Order Subgroup.

If the value of the *c.kagree_algo* property is “ECDH+prime256v1-CEUM”, then:

- The Diffie-Hellman Public Key shall be for the NIST’s EC Curve P-256 as defined in appendix D of FIPS 186-4 [42] also known as prime256v1 in ANSI X9.62-2005 [41].
- The Key Agreement Algorithm shall be the “(Cofactor) Ephemeral Unified Model, C(2e, 0s, ECC CDH)” defined in section 6.1.2.2 of NIST Special Publication 800-56A Revision 2 [48]. See also section 3.1 “Ephemeral Unified Model” of NIST Suite B Implementer’s Guide to NIST SP 800-56A [49].

DDSSSEC11-49 Apply sha256 to derived shared secret

Regardless of the key agreement algorithm, the SharedSecret (see Table 53) shall be computed as the SHA256 hash of the derived shared secret computed by the key agreement algorithm. [Non-

Deleted: Table 53Table 53Table 53Table 5245Table 45

normative: This is done to accommodate the use of cryptographic libraries that do not provide direct access to the derived shared secret and only allow retrieval of the SHA256 of the shared secret.

The digital signature shall be computed using the Private Key associated with the DomainParticipant, which corresponds to the Public Key that appears in the Identity Certificate.

If the Participant Private Key is a RSA key, then:

- The value of the *c.dsign_algo* property shall be “RSASSA-PSS-SHA256”.
- The digital signature shall be computed using the RSASSA-PSS algorithm specified in PKCS #1 (IETF 3447) RSA Cryptography Specifications Version 2.1 [44], using SHA256 as hash function, and MGF1 with SHA256 (mgf1sha256) as mask generation function.

If the Participant Private Key is an EC key, then:

- The value of the *c.dsign_algo* shall be “ECDSA-SHA256”.
- The digital signature shall be computed using the ECDSA-SHA256 algorithm specified in ANSI X9.62-2005 [41].

9.3.2.5.3 HandshakeFinalMessageToken

DDSSEC11-49 Apply sha256 to derived shared secret

HandshakeFinalMessageToken objects are used to finish an authentication handshake.

The attributes in the HandshakeFinalMessageToken objects shall be set as specified in the table below.

References to the DomainParticipant within the table refer to the DomainParticipant that is creating the HandshakeFinalMessageToken.

Table 51 – HandshakeFinalMessageToken for the builtin Authentication plugin

Attribute name	Attribute value	
<i>class_id</i>	“DDS:Auth:PKI-DH:1.0+Final”.	
<i>binary_properties</i>	<i>name</i>	<i>value</i>
	hash_c1	The value of the related HandshakeRequestMessageToken property hash_c1. Inclusion of the hash_c1 property is optional. Its only purpose is to facilitate troubleshoot interoperability problems.
	hash_c2	The value of the related HandshakeReplyMessageToken property hash_c2. Inclusion of the hash_c2 property is optional. Its only purpose is to facilitate troubleshoot interoperability problems.
	dh1	The value of the related HandshakeRequestMessageToken property dh1. Inclusion of the dh1 property is optional. Its only purpose is to facilitate troubleshoot interoperability problems.

Deleted: and communicate a SharedSecret

Moved down [1]: References to the DomainParticipant within the table refer to the DomainParticipant that is creating the HandshakeFinalMessageToken.

Deleted:

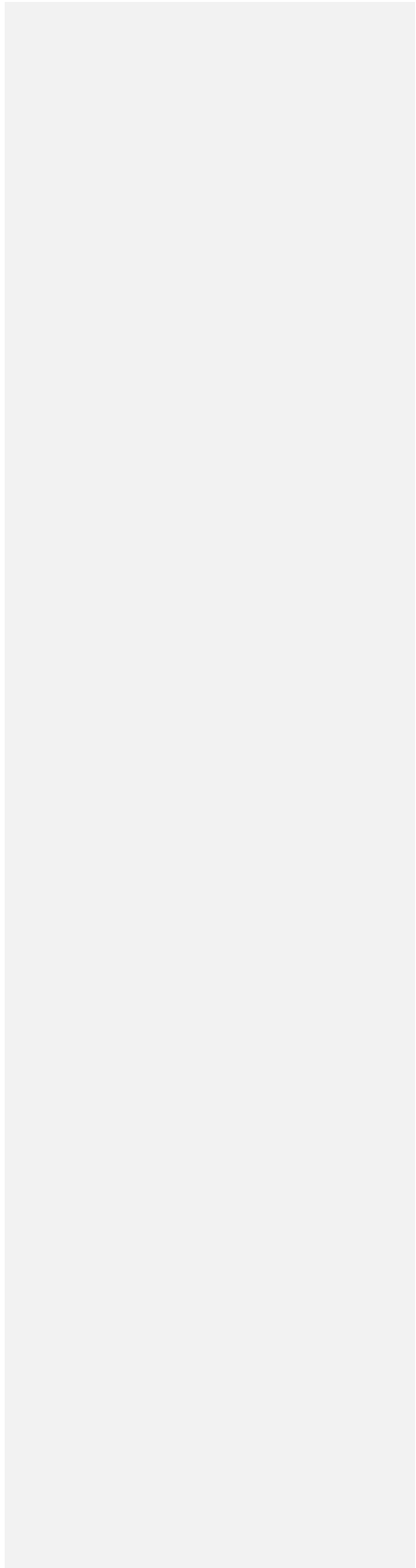
Deleted: ¶
The SharedSecret shall be a 256-bit random number generated using a cryptographically-strong random number generator. Each created HandshakeFinalMessageToken shall have associated a unique SharedSecret.

Moved (insertion) [1]

Formatted: Table caption

Deleted: 5151515043

|



	dh2	The value of the related HandshakeReplyMessageToken property dh2. Inclusion of the dh2 property is optional. Its only purpose is to facilitate troubleshoot interoperability problems.
	challenge1	Value of HandshakeRequestMessageToken property challenge1
	challenge2	Value of HandshakeReplyMessageToken property challenge2
	signature	The Digital Signature of the CDR Big Endian serialization of a BinaryPropertySeq object containing the properties: hash_c1, challenge1, dh1, challenge2, dh2, and hash_c2, placed in that order. All the aforementioned properties shall appear within the signature even if some of the optional properties do not appear separately as properties in the HandshakeFinalMessageToken.

The Diffie Hellman public key shall be for the same algorithm and Domain Parameters that were used for the HandshakeRequestMessageToken key received as value of the *dh2* property. The parameters and algorithm shall be determined based on the value of the HandshakeRequestMessageToken parameter with key *c.kagree_algo*. In other words, it is the Participant that creates the HandshakeRequestMessageToken the one that controls the key agreement algorithm used.

The digital signature shall be computed using the Private Key associated with the DomainParticipant, which corresponds to the Public Key that appears in the Identity Certificate.

If the Participant Private Key is a RSA key, then the digital signature shall be computed using the RSASSA-PSS algorithm specified in PKCS #1 (IETF 3447) RSA Cryptography Specifications Version 2.1 [44], using SHA256 as hash function, and MGF1 with SHA256 (mgf1sha256) as mask generation function.

If the Participant Participant Private Key is an EC key, then the digital signature shall be computed using the ECDSA-SHA256 algorithm specified in ANSI X9.62-2005 [41].

9.3.3 DDS:Auth:PKI-DH plugin behavior

The table below describes the actions that the DDS:Auth:PKI-DH plugin performs when each of the plugin operations is invoked.

[IDSSEC11-31 Wrong ValidationResult t VALIDATION OK WITH FINAL ...\]](#)

[IDSSEC11-47 Need to specify format of SubjectName used for ...\]](#)

[IDSSEC11-25 Correct VALIDATION_PENDING_CHALLENGE_MESSAGE\]](#)

[IDSSEC11-46 Add serialized participant data to begin handshake request ...\]](#)

[IDSSEC11-88 Replace use of BuiltinTopicKey t with GUID t ...\]](#)

[IDSSEC11-85 Additional typos/inconsistencies\]](#)

[\[DDSSEC11-93 Revise version of RTPS and provide rules for plugin versions\]](#)

[\[DDSSEC11-82 OCSP stapling to enhance certificate status checking during handshake\]](#)

Table 52 – Actions undertaken by the operations of the builtin Authentication plugin

validate_local_identity	<p>This operation shall receive the <i>participant_guid</i> associated with the local DomainParticipant whose identity is being validated.</p> <p>The operation shall receive the DomainParticipantQos with a PropertyQosPolicy containing the properties defined in section 9.3.1.</p> <p>The operation shall verify the validity of the X509 certificate associated with the property named <i>dds.sec.auth.identity_certificate</i> using the CA configured by the <i>dds.sec.auth.identity_ca</i> property.. The operation shall check a CRL and/or an OCSP (RFC 2560 [52]) responder. This includes checking the expiration date of the certificate.</p> <p>If the above check fails the operation shall return VALIDATION_FAILED.</p> <p>The operation shall fill the <i>handle</i> with an implementation-dependent reference that allows the implementation to retrieve at least the following information:</p> <ol style="list-style-type: none">1. The private key associated with the <i>identity_credential</i>2. The public key associated with the <i>identity_credential</i>3. The <i>participant_guid</i> <p>The operation shall return the 16-byte <i>adjusted participant guid GUID consisting of the same EntityId_t and a GuidPrefix_t</i> computed as follows:</p> <ul style="list-style-type: none">• The first bit (bit 0) shall be set to 1.• The 47 bits following the first bit (bits 1 to 47) shall be set to the 47 first bits of the SHA-256 hash of the <i>ASN.1 DER encoding of the SubjectName [40]</i> appearing on the <i>identity_credential</i>.• The following 48 bits (bits 48 to 95) shall be set to the first 48 bits of the SHA-256 hash of the <i>candidate participant guid</i>. <p>If successful, the operation shall return VALIDATION_OK.</p>
-------------------------	---

Deleted: 5252525144

Formatted: Table caption

Deleted: participant_key

Deleted: participant_key

Deleted: adjusted_participant_key

Deleted: candidate_participant_key

Deleted: <#>The remaining 32 bits (bits 96 to 127) shall be set identical to the corresponding bits in the *candidate_participant_key*.

get_identity_token	<p>The operation shall receive the <i>handle</i> corresponding to the one returned by a successful previous call to <i>validate_local_identity</i>.</p> <p>If the above condition is not met the operation shall return the exception DDS_SecurityException_PreconditionError.</p> <p>This operation shall return an IdentityToken object with the content specified in 9.3.2.1.</p>
set_permissions_credential_and_token	<p>This operation shall store the PermissionsCredentialToken and the PermissionsToken internally to the plugin and associate them with the DomainParticipant represented by the IdentityHandle.</p>
validate_remote_identity	<p>The operation shall receive the IdentityToken of the remote participant in the argument <i>remote_identity_token</i>.</p> <p>The contents of the IdentityToken shall be identical to what would be returned by a call to get_identity_token on the Authentication plugin of the remote DomainParticipant associated with the <u><i>remote participant guid</i></u>.</p> <p><u>The operation shall compare the <i>class_id</i> of the <i>local identity token</i> with that of the <i>remote identity token</i>. If the <i>PluginClassName</i> or the <i>MajorVersion</i> are different, it shall return VALIDATION_FAILED.</u></p> <p><u>If the <i>remote_auth_request_token</i> is NIL, the operation shall generate a <i>local_auth_request_token</i> AuthRequestMessageToken (see 9.3.2.4), otherwise the <i>local_auth_request_token</i> shall be set to TokenNIL. Note that a <i>local_auth_request_token</i> is returned as an out parameter.</u></p> <p>The operation shall compare lexicographically the <u><i>remote participant guid</i></u> with the participant key obtained from the <i>local_identity_handle</i>.</p> <p>If the <u><i>remote participant guid</i></u> > <u><i>local participant guid</i></u>, the operation shall return VALIDATION_PENDING_HANDSHAKE_REQUEST.</p> <p>If the <u><i>remote participant guid</i></u> < <u><i>local participant guid</i></u>, the operation shall return VALIDATION_PENDING_HANDSHAKE_MESSAGE.</p> <p>In both scenarios the <i>remote_identity_handle</i> shall be filled with a reference to internal plugin information that identifies the remote participant and associates it to the <u>contents of the <i>remote_identity_token</i>, the <i>local_auth_request_token</i>, the</u></p>

Deleted: remote_participant_key

Deleted: remote_participant_key

Deleted: remote_participant_key

Deleted: local_participant_key

Deleted: remote_participant_key

Deleted: local_participant_key

	<p>remote_auth_request_token and any additional information required for the challenge protocol.</p>
begin_handshake_request	<p>The operation shall receive the <i>initiator_identity_handle</i> corresponding to the <i>local_identity_handle</i> of a previous invocation to the <i>validate_remote_identity</i> operation that returned VALIDATION_PENDING_HANDSHAKE_REQUEST.</p> <p>The operation shall also receive the <i>replier_identity_handle</i> corresponding to the <i>remote_identity_handle</i> returned by that same invocation to the <i>validate_remote_identity</i> operation.</p> <p><u>The operation shall also receive the <i>serialized_local_participant_data</i> associated with the local <i>DomainParticipant</i>. This will be used to set the value of the property named “c.pdata”.</u></p> <p>The operation shall return the <i>handshake_message</i> containing a <i>HandshakeRequestMessageToken</i> object with contents as defined in 9.3.2.5.1.</p> <p><u>The operation shall check the content of the <i>local_auth_request_token</i> associated with the <i>remote_identity_handle</i>. If the token was different from <i>TokenNIL</i>, the operation shall use the value of property named “future_challenge” found in the <i>local_auth_request_token</i> to fill the property named “challenge1” of the <i>handshake_message</i> returned.</u></p> <p>The operation shall fill the <i>handshake_handle</i> with an implementation-dependent reference that allows the implementation to retrieve at least the following information:</p> <ol style="list-style-type: none"> 1. The <i>local_identity_handle</i> 2. The <i>remote_identity_handle</i> 3. The value attribute of the <i>handshake_message</i> returned <p>The operation shall return VALIDATION_PENDING_HANDSHAKE_MESSAGE.</p>
begin_handshake_reply	<p>The operation shall receive the <i>replier_identity_handle</i> corresponding to <i>local_identity_handle</i> of a previous invocation to the <i>validate_remote_identity</i> operation that returned VALIDATION_PENDING_HANDSHAKE_MESSAGE.</p> <p>The operation shall also receive the <i>initiator_identity_handle</i> corresponding to the <i>remote_identity_handle</i> returned by that same invocation to the <i>validate_remote_identity</i></p>

Deleted: 9.3.2.5.19.3.2.5.19.3.2.5.19.3.2.5.19.3.2.3.1

Deleted: CHALLENGE

	<p>operation.</p> <p><u>The operation shall also receive the <i>serialized local participant data</i> associated with the local <i>DomainParticipant</i>. This will be used to set the value of the property named “c.pdata”.</u></p> <p>If any of the above conditions is not met, the operation shall return the exception <i>DDS_SecurityException_PreconditionError</i>.</p> <p><u>The operation shall check the content of the <i>remote_auth_request_token</i> associated with the <i>remote_identity_handle</i>. If the token was different from <i>TokenNIL</i>, the operation shall verify that the property named “future_challenge” found in that token is the same value as the property named “challenge1” found in the <i>handshake_message_in HandshakeRequestMessageToken</i>. If the condition is not met, the operation shall return <i>VALIDATION_FAILED</i>.</u></p> <p><u>The operation shall check the content of the <i>local_auth_request_token</i> associated with the <i>remote_identity_handle</i>. If the token was different from <i>TokenNIL</i>, the operation shall use the value of property named “future_challenge” found in the <i>local_auth_request_token</i> to fill the property named “challenge2” of the <i>handshake_message</i> returned.</u></p> <p>The operation shall verify the validity of the <i>IdentityCredential</i> contained in the property named “c.id” found in the <i>handshake_message_in HandshakeRequestMessageToken</i>. This verification shall be done using the locally configured CA in the same manner as the <i>validate_local_identity</i> operation.</p> <p>If the <i>handshake_message_in</i> does not contain the aforementioned property or the verification fails, then the operation shall fail and return <i>ValidationResult_Fail</i>.</p> <p><u>If the property <i>ocsp_status</i> is present, the operation shall verify that the OCSP response included in the property corresponds to the identity in the <i>c.id</i> property. The operation shall use the OCSP response to verify the status of the <i>IdentityCredential</i>. If that status is good and the validity interval has not been exceeded it shall accept that as proof that the <i>IdentityCredential</i> is still valid. If the status is revoked, the operation shall fail and return <i>ValidationResult_Fail</i>. If the status is different from the aforementioned ones it shall behave as if the <i>ocsp_status</i> property was not present.</u></p> <p><u>If the property <i>ocsp_status</i> is not present, the operation shall use</u></p>
--	--

	<p><u>its own means to determine the status of the <i>IdentityCredential</i>. This may performing an OCSP query or consulting a CRL list. The specific behavior is implementation specific.</u></p> <p>The operation shall verify that the first bit of the <i>participant_guid</i> of the ParticipantBuiltinTopic data inside the “c.pdata” is set to 1 and that the following 47 bits match the first 47 bits of the SHA-256 hash of the SubjectName appearing in the <i>IdentityCredential</i>. If this verification fails, the operation shall fail and return ValidationResult_Fail.</p> <p>The operation shall fill the <i>handshake_message_out</i> with a HandshakeReplyMessageToken object with the content specified in 9.3.2.5.2.</p> <p>The operation shall fill the <i>handshake_handle</i> with an implementation-dependent reference that allows the implementation to retrieve at least the following information:</p> <ol style="list-style-type: none"> 1. The <i>replier_identity_handle</i> 2. The <i>initiator_identity_handle</i> 3. The value attribute of the <i>challenge_message</i> returned 4. The property with name “dds.sec.permissions” found within the <i>handshake_message_in</i> if present <p>The operation shall return VALIDATION_PENDING <i>HANDSHAKE</i> MESSAGE.</p>
<p>process_handshake on a <i>handshake_handle</i> created by begin_handshake_request</p>	<p>The operation shall be called with the <i>handshake_handle</i> returned by a previous call to <i>begin_handshake_request</i> that returned VALIDATION_PENDING <i>HANDSHAKE</i> MESSAGE.</p> <p>The <i>handshake_message_in</i> shall correspond to a HandshakeReplyMessageToken object received as a reply to the <i>handshake_message</i> HandshakeRequestMessageToken object associated with the <i>handshake_handle</i>.</p> <p>If any of the above conditons is not met, the operation shall return the exception DDS_SecurityException_PreconditionError.</p> <p>The operation shall verify that the contents of the <i>handshake_message_in</i> correspond to a HandshakeReplyMessageToken as described in 9.3.2.5.2.</p> <p><u>The operation shall check the content of the <i>remote_auth_request_token</i> associated with the <i>remote_identity_handle</i>. If the token was different from TokenNIL, the operation shall verify that the property named “future_challenge” found in that token is the same value</u></p>

Deleted: *participant_key*

Deleted: 9.3.2.5.29.3.2.5.29.3.2.5.29.3.2.5.29.3.2.3.2

Deleted: CHALLENGE

Deleted: CHALLENGE

Deleted: 9.3.2.5.29.3.2.5.29.3.2.5.29.3.2.5.29.3.2.3.2

as the property named “challenge2” found in the handshake message in HandshakeReplyMessageToken. If the condition is not met, the operation shall return VALIDATION_FAILED.

The operation shall verify the validity of the IdentityCredential contained in the property named “c.id” found in the *handshake_message_in* HandshakeReplyMessageToken. This verification shall be done using the locally configured CA in the same manner as the *validate_local_identity* operation.

If the *handshake_message_in* does not contain the aforementioned property or the verification fails, then the operation shall fail and return ValidationResult_Fail.

If the property *ocsp_status* is present, the operation shall verify that the OSCP response included in the property corresponds to the identity in the *c.id* property. The operation shall use the OSCP response to verify the status of the IdentityCredential. If that status is good and the validity interval has not been exceeded it shall accept that as proof that the IdentityCredential is still valid. If the status is revoked, the operation shall fail and return ValidationResult_Fail. If the status is different from the aforementioned ones it shall behave as if the *ocsp_status* property was not present.

If the property *ocsp_status* is not present, the operation shall use its own means to determine the status of the IdentityCredential. This may performing an OSCP query or consulting a CRL list. The specific behavior is implementation specific.

The operation shall check that the challenge1 matches the one that was sent on the HandshakeRequestMessageToken .

The operation shall validate the digital signature in the “signature” property, according to the algorithm described in section [9.3.2.5.2](#).

If the specified checks do not succeed, the operation shall return VALIDATION_FAILED.

The operation shall create a HandshakeFinalMessageToken object as described in [9.3.2.5.3](#). The operation shall fill the *handshake_message_out* with the created HandshakeFinalMessageToken object.

The operation shall store the *value* of property with *name* “dds.sec.” found within the *handshake_message_in*, if present and associate it with the *handshake_handle* as the PermissionsCertificate of remote

Deleted: 9.3.2.5.29.3.2.5.29.3.2.5.29.3.2.5.29.3.2.3.2

Deleted: 9.3.2.5.39.3.2.5.39.3.2.5.39.3.2.5.39.3.2.3.3

	<p>DomainParticipant.</p> <p>The operation shall use the Diffie Hellman Public Key in the “dh2” property in combination with the Diffie Hellman Private Key it used to compute the HandshakeFinalMessageToken “dh1” property to compute the shared secret. The algorithm shall be as described in section 9.3.2.5.2.</p> <p>On success the operation shall return <code>VALIDATION_OK_FINAL_MESSAGE</code>.</p>
<p><code>process_handshake</code> on a <i>handshake_handle</i> created by <code>begin_handshake_reply</code></p>	<p>The operation shall be called with the <i>handshake_handle</i> returned by a previous call to <i>begin_handshake_reply</i> that returned <code>VALIDATION_PENDING_HANDSHAKE_MESSAGE</code>.</p> <p>The <i>handshake_message_in</i> shall correspond to the one received as a reply to the <i>handshake_message_out</i> associated with the <i>handshake_handle</i>.</p> <p>If any of the above conditions is not met, the operation shall return the exception <code>DDS_SecurityException_PreconditionError</code>.</p> <p>The operation shall verify that the contents of the <i>handshake_message_in</i> correspond to a <code>HandshakeFinalMessageToken</code> object as described in 9.3.2.5.3.</p> <p>The operation shall check that the <code>challenge1</code> and <code>challenge2</code> match the ones that were sent on the <code>HandshakeReplyMessageToken</code>.</p> <p>The operation shall validate the digital signature in the “signature” property, according to the expected contents and algorithm described in section 9.3.2.5.3.</p> <p>The operation shall use the Diffie Hellman Public Key in the “dh1” property in combination with the Diffie Hellman Private Key it used to compute the <code>HandshakeReplyMessageToken</code> “dh2” property to compute the shared secret. The algorithm shall be as described in section 9.3.2.5.2.</p> <p>On success the operation shall return <code>VALIDATION_OK</code>.</p>

Deleted: 9.3.2.5.29.3.2.5.29.3.2.5.29.3.2.5.29.3.2.3.2

Deleted: WITH_

Deleted: 9.3.2.5.39.3.2.5.39.3.2.5.39.3.2.5.39.3.2.3.3

Deleted: 9.3.2.5.39.3.2.5.39.3.2.5.39.3.2.5.39.3.2.3.3

Deleted: 9.3.2.5.29.3.2.5.29.3.2.5.29.3.2.5.29.3.2.3.2

get_shared_secret	<p>This operation shall be called with the <i>handshake_handle</i> that was previously used to call either <i>process_handshake</i> and for which the aforementioned operation returned <code>VALIDATION_OK_FINAL_MESSAGE</code> or <code>VALIDATION_OK</code>.</p> <p>If the above condition is not met, the operation shall return the exception <code>DDS_SecurityException_PreconditionError</code>.</p> <p>The operation shall return a <code>SharedSecretHandle</code> that is internally associated with the <code>SharedSecret</code> established as part of the handshake.</p> <p>On failure the operation shall return <code>nil</code>.</p>
get_authenticated_peer_credential_token	<p>This operation shall be called with the <i>handshake_handle</i> that was previously used to call either <i>process_handshake</i> and for which the aforementioned operation returned <code>VALIDATION_OK_FINAL_MESSAGE</code> or <code>VALIDATION_OK</code>.</p> <p>If the above condition is not met, the operation shall return the exception <code>DDS_SecurityException_PreconditionError</code>.</p> <p>The operation shall return the <code>AuthenticatedPeerCredentialToken</code> of the peer <code>DomainParticipant</code> associated with the <i>handshake_handle</i>. If the <code>DomainParticipant</code> initiated the handshake, then the peer <code>AuthenticatedPeerCredentialToken</code> is constructed from the <code>HandshakeReplyMessageToken</code>, otherwise it is constructed from the <code>HandshakeRequestMessageToken</code>. See section 0.</p> <p>On failure the operation shall return <code>nil</code>.</p>
set_listener	<p>This operation shall save a reference to the listener object and associate it with the specified <code>IdentityHandle</code>.</p>
return_identity_token	<p>This operation shall behave as specified in 8.3.2.11.13.</p>
return_peer_permissions_credential_token	<p>This operation shall behave as specified in 8.3.2.11.15.</p>
return_handshake_handle	<p>This operation shall behave as specified in 8.3.2.11.16.</p>
return_identity_handle	<p>This operation shall behave as specified in 8.3.2.11.17.</p>
return_sharedsecret_handle	<p>This operation shall behave as specified in 8.3.2.11.18.</p>

Deleted: `_WITH`

Deleted: `_WITH`

Deleted: [8.3.2.11.138.3.2.11.138.3.2.11.138.3.2.9.12](#)

Deleted: [8.3.2.11.158.3.2.11.158.3.2.11.158.3.2.9.13](#)

Deleted: [8.3.2.11.168.3.2.11.168.3.2.11.168.3.2.9.14](#)

Deleted: [8.3.2.11.178.3.2.11.178.3.2.11.178.3.2.9.15](#)

Deleted: [8.3.2.11.188.3.2.11.188.3.2.11.188.3.2.9.16](#)

9.3.4 DDS:Auth:PKI-DH plugin authentication protocol

The operations the Secure DDS implementation executes on the `Authentication` plugin combined with the behavior of the `DDS:Auth:PKI-DH` result in an efficient 3-message protocol that performs mutual authentication and establishes a shared secret.

The rest of this sub clause describes the resulting protocol.

The authentication protocol is symmetric, that is there are no client and server roles. But only one `DomainParticipant` should initiate the protocol. To determine which of the two `DomainParticipant` entities shall initiate the protocol, each `DomainParticipant` compares its own GUID with that of the other `DomainParticipant`. The `DomainParticipant` with the lower GUID (using lexicographical order) initiates the protocol.

9.3.4.1 Terms and notation

The table below summarizes the terms used in the description of the protocol.

[IDDSSEC11-49 Apply sha256 to derived shared secret](#)

Table 53 – Terms used in the description of the builtin authentication protocol

<i>Term</i>	<i>Meaning</i>
Participant1	The <code>DomainParticipant</code> that initiates the handshake protocol. It calls <code>begin_handshake_request</code> , sends the <code>HandshakeRequestMessageToken</code> , receives the <code>HandshakeReplyMessageToken</code> , and sends the <code>HandshakeFinalMessageToken</code> .
Participant2	The <code>DomainParticipant</code> that does not initiate the handshake protocol. It calls <code>begin_handshake_reply</code> , receives the <code>HandshakeRequestMessageToken</code> , sends the <code>HandshakeReplyMessageToken</code> , and receives the <code>HandshakeFinalMessageToken</code> .
PubK_1	The Public Key of Participant1.
PubK_2	The Public Key of Participant2.
PrivK_1	The Private Key of Participant1.
PrivK_2	The Private Key of Participant2.
Cert1	The <code>IdentityCertificate</code> (signed by the shared CA) of Participant A. It contains <code>PubK_1</code> .
Cert2	The <code>IdentityCertificate</code> (signed by the shared CA) of Participant 2. It contains <code>PubK_2</code> .
Perm1	Permissions document of Participant1 (signed by Permissions CA).
Perm2	Permissions document of Participant2 (signed by Permissions CA).

Formatted: Table caption

Deleted: 5353535245

Pdata1	Participant Builtin TopicData of Participant1.
Pdata2	Participant Builtin TopicData of Participant2.
Dsign_algo1	Token identifying the Digital Signature Algorithm for Participant1.
Dsign_algo2	Token identifying the Digital Signature Algorithm for Participant2.
Kagree_algo1	Token identifying the Key Agreement Algorithm selected by Participant1 that shall be used to establish the shared secret.
Kagree_algo2	Token identifying the Key Agreement Algorithm used by Participant2. It shall be set to match the one received from Participant1 in Kagree_algo1 and used to establish the shared secret.
Challenge1	The challenge created by Participant1.
Challenge2	The challenge created by Participant2.
DH1	Diffie-Hellman Public Key generated by Participant1.
DH2	Diffie-Hellman Public Key generated by Participant2.
DH SharedSecret	The shared secret computed combining DH1 and DH2 with the DH secret key each participant has.
SharedSecret	The SHA256 Hash of the DHSharedSecret.
C1	A shortcut for the list: Cert1, Perm1, Pdata1, Dsign_algo1, Kagree_algo1.
C2	A shortcut for the list: Cert2, Perm2, Pdata2, Dsign_algo2, Kagree_algo2.

Deleted: Bultin

Deleted: Bultin

The table below summarizes the notation and transformation functions used in the description of the protocol:

Table 54 – Notation of the operations/transformations used in the description of the builtin authentication protocol

Deleted: 5454545346

Formatted: Table caption

<i>Function / notation</i>	<i>meaning</i>
Sign(data)	Signs the 'data' argument using the Participant Private Key.
Hash(data)	Hashes the 'data' argument using SHA-256.
data1 data2	The symbol ' ' is used to indicate byte concatenation.

9.3.4.2 Protocol description

The table below describes the resulting 3-way protocol that establishes authentication and a shared secret between Participant_A and Participant_B.

Table 55 – Description of built-in authentication protocol

Participant A	Participant B
<p>Is configured with PrivK_1 and C1 where C1 = Cert1, Perm1, Pdata1, Dsign_algo1, Kagree_algo1</p> <p>Generates a random Challenge1.</p> <p>Generates DH1.</p> <p>Sends:</p> <p>HandshakeRequestMessageToken: (C1, Hash(C1), Challenge1, DH1)</p> <p>Note: In the above message Hash(C1) may be omitted.</p>	<p>Is configured with PrivK_2 and C2 where C2 = Cert2, Perm2, Pdata2, Dsign_algo2, Kagree_algo2</p>
	<p>Receives HandshakeRequestMessageToken</p> <p>Verifies Cert1 with the configured Identity CA</p> <p>Verifies Hash(C1)</p> <p>Generates a random Challenge2</p> <p>Generates DH2</p> <p>Sends:</p> <p>HandshakeReplyMessageToken: (C2, Hash(C2), Challenge1, Challenge2, DH2, Hash(C1), DH1, Sign(Hash(C2) Challenge2 DH2 Challenge1 DH1 Hash(C1)))</p> <p>Note: In the above message Hash(C2), Hash(C1) and DH1 may be omitted outside the signature.</p>

Formatted: Table caption

Deleted: 555555447

<p>Receives <code>HandshakeReplyMessageToken</code></p> <p>Verifies <code>Cert2</code> with the configured Identity CA</p> <p>Verifies signature against <code>PubK2</code></p> <p>Computes shared secret from <code>DH2</code> and the DH private key used for <code>DH1</code></p> <p>Sends:</p> <p><code>HandshakeFinalMessageToken</code>:</p> <pre>(Hash(C1), Hash(C2), DH1, DH2, Challenge1, Challenge2, Sign(Hash(C1) Challenge1 DH1 Challenge2 DH2 Hash(C2)))</pre>	
<p>Note: In the above message <code>Hash(C1)</code>, <code>Hash(C2)</code>, <code>DH1</code>, and <code>DH2</code> may be omitted outside the signature.</p>	<p>Receives <code>HandshakeFinalMessageToken</code></p> <p>Checks <code>Hash(C1)</code> matches the <code>HandshakeRequestMessageToken</code></p> <p>Verifies the signature in <code>HandshakeFinalMessageToken</code> against <code>PubK_1</code></p> <p>Computes shared secret from <code>DH1</code> and the DH private key used for <code>DH2</code></p>

9.4 Builtin Access Control: DDS:Access:Permissions

This builtin `AccessControl` plugin is referred to as the “`DDS:Access:Permissions`” plugin.

The `DDS:Access:Permissions` implements the `AccessControl` plugin API using a permissions document signed by a shared Certificate Authority (CA).

The shared CA could be an existing one (including the same CA used for the `Authentication` plugin), or a new one could be created for the purpose of assigning permissions to the applications on a DDS Domain. The nature or manner in which the CA is selected is not important because the way it is used enforces a shared recognition by all participating applications.

Each `DomainParticipant` has an associated instance of the `DDS:Access:Permissions` plugin.

9.4.1 Configuration

The `DDS:Access:Permissions` plugin is configured with three documents:

- The Permissions CA certificate
- The Domain governance signed by the Permissions CA
- The `DomainParticipant` permissions signed by the Permissions CA

The configuration of the builtin access control plugin shall be done using the `PropertyQosPolicy` of the `DomainParticipantQos`. The specific properties used are described in [Table 56](#), below.

Table 56 – Properties used to configure the builtin `AccessControl` plugin

<p><i>Property Name</i> (all properties have “<i>dds.sec.access</i>” prefix)</p>	<p><i>Property Value</i> (all these properties shall have propagate set to FALSE)</p> <p><i>URI syntax follows IETF RFC 3986.</i> <i>URI “data” schema follows IETF RFC 2397</i> <i>Vendors may support additional schemas</i></p>
<p>permissions_ca</p>	<p>URI to a X509 certificate for the PermissionsCA in PEM format. Supported URI schemes: file, data, pkcs11 The file and data schemas shall refer to a X.509 v3 certificate (see X.509 v3 ITU-T Recommendation X.509 (2005) [39]) in PEM format.</p> <p>Examples:</p> <p>file:permissions_ca.pem file:/home/myuser/permissions_ca.pem</p> <p>data:-----BEGIN CERTIFICATE----- MIIC3DCCAQCQCWE5x+Z ... PhovK0mp2ohhRLYI0ZiyYQ== -----END CERTIFICATE-----</p> <p>pkcs11:object= MyPermissionsCACert;type=cert</p>
<p>governance</p>	<p>URI to the shared Governance Document signed by the Permissions CA in S/MIME format URI schemes: file, data</p> <p>Example file URIs: file:governance.smime file:/home/myuser/governance.smime</p> <p>Example data URI: data:,MIME-Version: 1.0 Content-Type: multipart/signed; protocol="application/x-pkcs7-signature"; micalg="sha-256"; boundary="---- F9A8A198D6F08E1285A292ADF14DD04F"</p> <p>This is an S/MIME signed message</p> <p>-----F9A8A198D6F08E1285A292ADF14DD04F <?xml version="1.0" encoding="UTF-8"?> <dds xmlns:xsi="http://www.w3.org/2001/XMLSchema-instance" xsi:noNamespaceSchemaLocation="omg_shared_ca_governance.xsd"> <domain_access_rules> ... </domain_access_rules> </dds> ...</p>

Deleted: Table 56Table 56Table 56Table 5548Table 48
Formatted: Table caption
Deleted: 5656565548

	<pre>-----F9A8A198D6F08E1285A292ADF14DD04F Content-Type: application/x-pkcs7-signature; name="smime.p7s" Content-Transfer-Encoding: base64 Content-Disposition: attachment; filename="smime.p7s" MIIDuAYJKoZlhv ...al5s= -----F9A8A198D6F08E1285A292ADF14DD04F—</pre>
permissions	<p>URI to the DomainParticipant permissions document signed by the Permissions CA in S/MIME format URI schemes: file, data</p> <p>Example file URIs: file:participant1_permissions.smime file:/home/myuser/participant1_permissions.smime</p>

9.4.1.1 Permissions CA Certificate

This is a X.509 certificate that contains the Public Key of the CA that will be used to sign the Domain Governance and Domain Permissions document. The certificate can be self-signed or signed by some other CA. Regardless of this the Public Key in the Certificate shall be trusted to sign the aforementioned Governance and Permissions documents (see 9.4.1.2 and 9.4.1.3).

The Permissions CA Certificate shall be provided to the plugins using the `PropertyQosPolicy` on the `DomainParticipantQos` as specified in [Table 56](#),

Deleted: Table 56Table 56Table 56Table 5548Table 48

9.4.1.2 Domain Governance Document

The domain governance document is an XML document that specifies how the domain should be secured.

The domain governance document shall be signed by the Permissions CA. The signed document shall use S/MIME version 3.2 format as defined in IETF RFC 5761 using SignedData Content Type (section 2.4.2 of IETF RFC 5761) formatted as multipart/signed (section 3.4.3 of IETF RFC 5761). This corresponds to the mime-type application/pkcs7-signature. Additionally the signer certificate shall be included within the signature.

The signed governance document shall be provided to the plugins using the `PropertyQosPolicy` on the `DomainParticipantQos` as specified in [Table 56](#),

Deleted: Table 56Table 56Table 56Table 5548Table 48

The governance document specifies which DDS domain IDs shall be protected and the details of the protection. Specifically this document configures the following aspects that apply to the whole domain:

- Whether the discovery information should be protected and the kind of protection: only message authentication codes (MACs) or encryption followed by MAC.
- Whether the whole RTPS message should be protected and the kind of protection. This is in addition to any protection that may occur for individual submessages and for submessage data payloads.
- Whether the liveliness messages should be protected.
- Whether a discovered DomainParticipant that cannot authenticate or fail the authentication should be allowed to join the domain and see any discovery data that are configured as 'unprotected' and any Topics that are configured as 'unprotected'.

- Whether any discovered DomainParticipant that authenticates successfully should be allowed to join the domain and see the discovery data without checking the access control policies.

In addition, the domain governance document specifies how the information on specific Topics within the domain should be treated. Specifically:

- Whether the discovery information on specific Topics should be sent using the secure (protected) discovery writers or using the regular (unprotected) discovery writers.
- Whether read access to the Topic should be open to all or restricted to the DomainParticipants that have the proper permissions.
- Whether write access to the Topic should be open to all or restricted to the DomainParticipants that have the proper permissions.

IDDSECC11-5 - Miscellaneous typos/inconsistencies

- Whether the metadata information sent on the Topic (sequence numbers, heartbeats, key hashes, gaps, acknowledgment messages, etc.) should be protected and the kind of protection (MAC or Encrypt then MAC).
- Whether the payload data sent on the Topic (serialized application level data) should be protected and the kind of protection (MAC or Encrypt then MAC).

Deleted: +

Deleted: +

IDDSECC11-11 - How is single-MAC versus MAC-per-reader configured

9.4.1.2.1 Basic Protection Kinds

The domain governance document provides a means for the application to configure the kinds of cryptographic transformation applied to the complete RTPS Message, certain RTPS SubMessages, and the SerializedPayload RTPS submessage element that appears within the Data and DataFrag submessages.

The configuration allows specification of three protection levels: NONE, SIGN, ENCRYPT.

NONE indicates no cryptographic transformation is applied.

SIGN indicates the cryptographic transformation shall be purely a message authentication code (MAC), that is, no encryption is performed. Therefore the resulting `CryptoTransformIdentifier` for the output of the "encode" transformations shall have the *transformation_kind* attribute set to the `CRYPTO_TRANSFORMATION_KIND` variants `AES_128_GMAC` or `AES_256_GMAC`.

ENCRYPT indicates the cryptographic transformation shall be an encryption followed by a message authentication code (MAC) computed on the ciphertext, also known as Encrypt-then-MAC. Therefore the resulting `CryptoTransformIdentifier` for the output of the "encode" transformations shall have the *transformation_kind* attribute set to the `CRYPTO_TRANSFORMATION_KIND` variants `AES_128_GCM` or `AES_256_GCM`.

IDDSECC11-11 - How is single-MAC versus MAC-per-reader configured

9.4.1.2.2 Protection Kinds

This configuration allows specification of two protection levels beyond the ones provided by the Basic Protection Kind (9.4.1.2.1): SIGN_WITH_ORIGIN_AUTHENTICATION and ENCRYPT_WITH_ORIGIN_AUTHENTICATION.

SIGN WITH ORIGIN AUTHENTICATION indicates the cryptographic transformation shall be purely a set of message authentication codes (MAC), that is, no encryption is performed. This cryptographic transformation shall create a first “common authenticationcode” similar to the case where Protection Kind is SIGN. In addition the cryptographic transformation shall create additional authentication codes, each produced with a different secret key. Each of these additional secret keys shall be shared only with a subset of the receivers. In the limit case each secret key is shared with only one receiver. The additional MACs prove to the receiver that the sender originated the message, preventing other receivers from impersonating the sender.

The resulting `CryptoTransformIdentifier` for the output of the "encode" transformations shall have the *transformation kind* attribute set to the `CRYPTO_TRANSFORMATION_KIND` variants `AES 128 GMAC` or `AES 256 GMAC`.

ENCRYPT WITH ORIGIN AUTHENTICATION indicates the cryptographic transformation shall be an encryption followed by a message authentication code (MAC) computed on the ciphertext, followed by additional authentication codes. Each of the additional authentication codes shall use a different secret key. The encryption and first (common) authentication code is similar to ones produced when the Protection Kind is ENCRYPT. The additional authentication codes are similar to the ones produced when the Protection Kind is SIGN WITH ORIGIN AUTHENTICATION.

The resulting `CryptoTransformIdentifier` for the output of the "encode" transformations shall have the *transformation kind* attribute set to the `CRYPTO_TRANSFORMATION_KIND` variants `AES 128 GCM` or `AES 256 GCM`.

9.4.1.2.3 Domain Governance document format

The format of this document defined using the following XSD:

```
<?xml version="1.0" encoding="UTF-8"?>
<xs:schema xmlns:xs="http://www.w3.org/2001/XMLSchema"
  elementFormDefault="qualified" attributeFormDefault="unqualified">

  <xs:element name="dds" type="DomainAccessRulesNode" />

  <xs:complexType name="DomainAccessRulesNode">
    <xs:sequence minOccurs="1" maxOccurs="1">
      <xs:element name="domain_access_rules"
        type="DomainAccessRules" />
    </xs:sequence>
  </xs:complexType>

  <xs:complexType name="DomainAccessRules">
    <xs:sequence minOccurs="1" maxOccurs="unbounded">
      <xs:element name="domain_rule" type="DomainRule" />
    </xs:sequence>
  </xs:complexType>

  <xs:complexType name="DomainRule">
    <xs:sequence minOccurs="1" maxOccurs="1">
      <xs:element name="domains" type="DomainIdSet" />
      <xs:element name="allow_unauthenticated_participants" />
    </xs:sequence>
  </xs:complexType>
</xs:schema>
```

```

        type="xs:boolean" />
    <xs:element name="enable_join_access_control"
        type="xs:boolean" />
    <xs:element name="discovery_protection_kind"
        type="ProtectionKind" />
    <xs:element name="liveliness_protection_kind"
        type="ProtectionKind" />
    <xs:element name="rtps_protection_kind"
        type="ProtectionKind" />
    <xs:element name="topic_access_rules"
        type="TopicAccessRules" />
</xs:sequence>
</xs:complexType>

<xs:complexType name="DomainIdSet">
    <xs:choice minOccurs="1" maxOccurs="unbounded">
        <xs:element name="id" type="DomainId" />
        <xs:element name="id_range" type="DomainIdRange" />
    </xs:choice>
</xs:complexType>

<xs:simpleType name="DomainId">
    <xs:restriction base="xs:nonNegativeInteger" />
</xs:simpleType>

<xs:complexType name="DomainIdRange">
    <xs:choice>
        <xs:sequence/>
        <xs:element name="min" type="DomainId" />
        <xs:element name="max" type="DomainId" minOccurs="0" />
    </xs:sequence/>
        <xs:element name="max" type="DomainId" />
    </xs:choice>
</xs:complexType>

<!-- DDSSEC11-11 -->
<xs:simpleType name="ProtectionKind">
    <xs:restriction base="xs:string">
        <xs:enumeration value="ENCRYPT_WITH_ORIGIN_AUTHENTICATION" />
        <xs:enumeration value="SIGN_WITH_ORIGIN_AUTHENTICATION" />
        <xs:enumeration value="ENCRYPT" />
        <xs:enumeration value="SIGN" />
        <xs:enumeration value="NONE" />
    </xs:restriction>
</xs:simpleType>

<!-- DDSSEC11-11 -->
<xs:simpleType name="BasicProtectionKind">
    <xs:restriction base="ProtectionKind">
        <xs:enumeration value="ENCRYPT" />
        <xs:enumeration value="SIGN" />
        <xs:enumeration value="NONE" />
    </xs:restriction>
</xs:simpleType>

```

```

<!-- DDSSEC-130 -->
<xs:complexType name="TopicAccessRules">
  <xs:sequence minOccurs="1" maxOccurs="unbounded">
    <xs:element name="topic_rule" type="TopicRule" />
  </xs:sequence>
</xs:complexType>

<xs:complexType name="TopicRule">
  <xs:sequence minOccurs="1" maxOccurs="1">
    <xs:element name="topic_expression" type="TopicExpression" />
    <xs:element name="enable_discovery_protection"
      type="xs:boolean" />
    <!-- DDSSEC11-85 -->
    <xs:element name="enable_liveliness_protection"
      type="xs:boolean" />
    <xs:element name="enable_read_access_control"
      type="xs:boolean" />
    <xs:element name="enable_write_access_control"
      type="xs:boolean" />
    <xs:element name="metadata_protection_kind"
      type="ProtectionKind" />
    <!-- DDSSEC11-11 -->
    <xs:element name="data_protection_kind"
      type="BasicProtectionKind" />
  </xs:sequence>
</xs:complexType>

<xs:simpleType name="TopicExpression">
  <xs:restriction base="xs:string" />
</xs:simpleType>

</xs:schema>

```

9.4.1.2.4 Domain Access Rules Section

The XML domain governance document is delimited by the <dds> XML element tag and contains a single domain access rules Section delimited by the <domain_access_rules> XML element tag.

The domain access rules Section contains a set of domain rules each delimited by the <domain_rule> XML element tag.

9.4.1.2.5 Domain Rules

Each domain rule appears within the domain access rules Section delimited by the <domain_rule> XML element tag.

Each domain rule contains the following elements and sections:

DDSSEC11-85 Additional typos/inconsistencies

1. Domains element
2. Allow Unauthenticated Participants element
3. Enable Join Access Control element

[4. Discovery Protection Kind element](#)

[5. Liveliness Protection Kind element](#)

[6. RTPS Protection Kind element](#)

[7. Topic Access Rules Section](#)

The contents and delimiters of each Section are described below.

The domain rules shall be evaluated in the same order as they appear in the document. A rule only applies to a particular `DomainParticipant` if the domain Section matches the DDS `domain_id` to which the `DomainParticipant` belongs. If multiple rules match, the first rule that matches is the only one that applies.

9.4.1.2.5.1 Domains element

DDSSSEC11-19 Invalid domain id tag used in multiple sections...

This element is delimited by the XML element `<domains>`.

The value in this element identifies the collection of DDS `domain_id` values to which the rule applies.

The `<domains>` element can contain a single domain ID, for example:

```
<domains>
  <id>0</id>
</domains>
```

Or it can contain a range of domain IDs, for example:

```
<domains>
  <id_range>
    <min>10</min>
    <max>20</max>
  </id_range>
</domains>
```

Or it can contain a list of domain IDs and domain ID ranges, for example:

```
<domains>
  <id>0</id>
  <id_range>
    <min>10</min>
    <max>20</max>
  </id_range>
  <id>25</id>
  <id>27</id>
  <id_range>
    <min>40</min>
    <max>55</max>
  </id_range>
</domains>
```

9.4.1.2.5.2 Allow Unauthenticated Participants element

This element is delimited by the XML element `<allow_unauthenticated_participants>`.

This element may take the binary values TRUE or FALSE.

Deleted: Domain id element

Deleted: <#>Discovery Protection Kind element ¶
<#>Liveliness Protection Kind element ¶
<#>Allow Unauthenticated Join element¶
<#>Enable Join Access Control element¶
<#>Topic Access Rules Section, containing topic rules¶

Deleted: _id

If the value is set to FALSE, the `ParticipantSecurityAttributes` returned by the `get_participant_sec_attributes` operation on the `AccessControl` shall have the `allow_unauthenticated_participants` member set to FALSE.

If the value is set to TRUE, the `ParticipantSecurityAttributes` returned by the `get_participant_sec_attributes` operation on the `AccessControl` shall have the `allow_unauthenticated_participants` member set to TRUE.

9.4.1.2.5.3 Enable Join Access Control element

This element is delimited by the XML element `<enable_join_access_control>`.

This element may take the binary values TRUE or FALSE.

If the value is set to FALSE, the `ParticipantSecurityAttributes` returned by the `get_participant_sec_attributes` operation on the `AccessControl` shall have the `is_access_protected` member set to FALSE.

If the value is set to TRUE, the `ParticipantSecurityAttributes` returned by the `get_participant_sec_attributes` operation on the `AccessControl` shall have the `is_access_protected` member set to TRUE.

9.4.1.2.5.4 Discovery Protection Kind element

This element is delimited by the XML element `<discovery_protection_kind>`.

IDSSEC11-11 - How is single-MAC versus MAC-per-reader configured?

The discovery protection element specifies the protection kind (see 9.4.1.2.2) used for the secure builtin `DataWriter` and `DataReader` entities used for discovery:

IDSSEC11-44 Denial of Service Attack to DDS Security Participants by Injecting...

SPDPbuiltinParticipantsSecureWriter, SEDPbuiltinPublicationsSecureWriter, SEDPbuiltinSubscriptionsSecureWriter, SPDPbuiltinParticipantsSecureReader, SEDPbuiltinPublicationsSecureReader, SEDPbuiltinSubscriptionsSecureReader.

IDSSEC11-11 - How is single-MAC versus MAC-per-reader configured?

The discovery protection kind element may take five possible values: NONE, SIGN, ENCRYPT, SIGN WITH ORIGIN AUTHENTICATION, or ENCRYPT WITH ORIGIN AUTHENTICATION. The resulting behavior for the aforementioned builtin discovery secure entities shall be as specified in 9.4.1.2.2, with regards to the RTPS SubMessages.

IDSSEC11-7 Inconsistency in SubMessage and SubMessageElement naming ...]

IDSSEC11-55 Confusing Sentence about Builtin Endpoints Payload Encryption]

IDSSEC11-45 discovery_protection_kind is Underspecified]

IDSSEC11-137 Missing Mechanism for Detecting Incompatibilities in ParticipantSecurityA...

This setting controls the contents of the `ParticipantSecurityAttributes` and `PluginParticipantSecurityAttributes` returned by the `AccessControl::get_participant_sec_attributes` operation on the `DomainParticipant`. Specifically:

Deleted: 9.4.1.2.1

Deleted: three

Deleted: or

Deleted: 9.4.1.2.1

Deleted: The builtin endpoints shall never apply cryptographic transformations to the `SecuredPayload` submessage element.

- The attribute *is_discovery_protected* attribute in the `ParticipantSecurityAttributes` shall be set to FALSE if the value specified in the `<discovery_protection_kind>` element is NONE and to TRUE otherwise.
- The attribute *is_discovery_encrypted* in the `PluginParticipantSecurityAttributes` (see 9.4.2.5) shall be set to TRUE if the value specified in the `<discovery_protection_kind>` is ENCRYPT or ENCRYPT WITH ORIGIN AUTHENTICATION and to FALSE otherwise.
- The attribute *is_discovery_origin_authenticated* in the `PluginParticipantSecurityAttributes` (see 9.4.2.5) shall be set to TRUE if the value specified in the `<discovery_protection_kind>` is SIGN WITH ORIGIN AUTHENTICATION or ENCRYPT WITH ORIGIN AUTHENTICATION and to FALSE otherwise.

Deleted: the
Deleted: and only if
Deleted: of

9.4.1.2.5.5 Liveliness Protection Kind element

This element is delimited by the XML element `<liveliness_protection_kind>`.

IDSSEC11-11 - How is single-MAC versus MAC-per-reader configured?

The liveliness protection element specifies the protection kind (see 9.4.1.2.2) used for builtin `DataWriter` and `DataReader` associated with the *ParticipantMessageSecure* builtin Topic (see 7.4.2): *BuiltinParticipantMessageSecureWriter* and *BuiltinParticipantMessageSecureReader*.

IDSSEC11-5 - Miscellaneous typos/inconsistencies

IDSSEC11-17 - Need a way to determine the builtinTopic used for the DataWriter...

IDSSEC11-11 - How is single-MAC versus MAC-per-reader configured?

The `liveliness` protection kind element may five three possible values: NONE, SIGN, ENCRYPT, SIGN WITH ORIGIN AUTHENTICATION, or ENCRYPT WITH ORIGIN AUTHENTICATION.

Formatted: Keep with next

Deleted: 9.4.1.2.1

Deleted: discovery
Deleted: take
Deleted: or

IDSSEC11-137 Missing Mechanism for Detecting Incompatibilities in ParticipantSecurityA...

This setting controls the contents of the `ParticipantSecurityAttributes` and `PluginParticipantSecurityAttributes` returned by the `AccessControl::get_participant_sec_attributes` operation on the `DomainParticipant`. Specifically:

- The attribute *is_liveliness_protected* in the `ParticipantSecurityAttributes` shall be set to FALSE if the value specified in the `<liveliness_protection_kind>` element is NONE and to TRUE otherwise.
- The attribute *is_liveliness_encrypted* in the `PluginParticipantSecurityAttributes` (see 9.4.2.5) shall be set to TRUE if the value specified in the `<liveliness_protection_kind>` is ENCRYPT or ENCRYPT WITH ORIGIN AUTHENTICATION and to FALSE otherwise.
- The attribute *is_liveliness_origin_authenticated* in the `PluginParticipantSecurityAttributes` (see 9.4.2.5) shall be set to TRUE if the value specified in the `<liveliness_protection_kind>` is SIGN WITH ORIGIN AUTHENTICATION or ENCRYPT WITH ORIGIN AUTHENTICATION and to FALSE otherwise.

9.4.1.2.5.6 RTPS Protection Kind element

This element is delimited by the XML element `<rtps_protection_kind>`.

DDSSEC11-11 - How is single-MAC versus MAC-per-reader configured?

The RTPS protection kind element specifies the protection kind (see 9.4.1.2.2) used for the whole RTPS message.

DDSSEC11-11 - How is single-MAC versus MAC-per-reader configured?

The RTPS protection kind element may take five possible values: NONE, SIGN, ENCRYPT, SIGN WITH ORIGIN AUTHENTICATION, or ENCRYPT WITH ORIGIN AUTHENTICATION. The resulting behavior for the RTPS message cryptographic transformation shall be as specified in 9.4.1.2.2.

DDSSEC11-17 - Need a way to determine the builtinTopic used for the DataWriter...

DDSSEC11-137 Missing Mechanism for Detecting Incompatibilities in ParticipantSecurityA...

This setting controls the contents of the ParticipantSecurityAttributes and PluginParticipantSecurityAttributes returned by the AccessControl::get_participant_sec_attributes operation on the DomainParticipant. Specifically:

- The attribute *is_rtps_protected* attribute in the ParticipantSecurityAttributes shall be set to FALSE if the value specified in the `<rtps_protection_kind>` element is NONE and to TRUE otherwise.
- The attribute *is_rtps_encrypted* in the PluginParticipantSecurityAttributes (see 9.4.2.5) shall be set to TRUE if the value specified in the `<rtps_protection_kind>` is ENCRYPT or ENCRYPT WITH ORIGIN AUTHENTICATION and to FALSE otherwise.
- The attribute *is_rtps_origin_authenticated* in the PluginParticipantSecurityAttributes (see 9.4.2.5) shall be set to TRUE if the value specified in the `<rtps_protection_kind>` is SIGN WITH ORIGIN AUTHENTICATION or ENCRYPT WITH ORIGIN AUTHENTICATION and to FALSE otherwise.

9.4.1.2.5.7 Topic Access Rules Section

This element is delimited by the XML element `<topic_access_rules>` and contains a sequence of topic rule elements.

9.4.1.2.6 Topic Rule Section

This element is delimited by the XML element `<topic_rule>` and appears within the domain rule Section.

DDSSEC11-17 - Need a way to determine the builtinTopic used for the DataWriter...

Each topic rule Section contains the following elements:

1. Topic expression
2. Enable Discovery protection
3. Enable Liveliness protection

Deleted: The resulting behavior for the aforementioned builtin secure entities shall be as specified in 9.4.1.2.29.4.1.2.1.¶

Deleted: 9.4.1.2.1

Deleted: three

Deleted: or

Deleted: 9.4.1.2.1

Deleted:

Deleted: Specifically the `is_livelinessrtps_protected` attribute in the ParticipantSecurityAttributes shall be set to FALSE if and only if the value of the `<rtpsliveliness_protection_kind>` element is NONE.

4. Enable Read Access Control element
5. Enable Write Access Control element
6. Metadata protection Kind
7. Data protection Kind

The contents and delimiters of each Section are described below.

The topic expression element within the rules selects a set of Topic names. The rule applies to any DataReader or DataWriter associated with a Topic whose name matches the Topic expression name.

The topic access rules shall be evaluated in the same order as they appear within the **<topic_access_rules>** Section. If multiple rules match the first rule that matches is the only one that applies.

9.4.1.2.6.1 Topic expression element

This element is delimited by the XML element **<topic_expression>**.

The value in this element identifies the set of DDS Topic names to which the rule applies. The rule will apply to any DataReader or DataWriter associated with a Topic whose name matches the value.

The Topic name expression syntax and matching shall use the syntax and rules of the POSIX `fnmatch()` function as specified in POSIX 1003.2-1992, Section B.6 [38].

9.4.1.2.6.2 Enable Discovery protection element

This element is delimited by the XML element **<enable_discovery_protection>**.

IDDSECC11-16 AccessControl behavior does not show check local datawriter/reader ...]

This element may take the **boolean** values TRUE or FALSE.

The setting controls the contents of the `TopicSecurityAttributes` returned by the `AccessControl::get_topic_sec_attributes` operation on a Topic whose associated Topic name matches the rule's topic expression. Specifically the *is_discovery_protected* attribute in the `TopicSecurityAttributes` shall be set to the **boolean** value specified in the **<enable_discovery_protection>** element.

IDDSECC11-17 - Need a way to determine the builtinTopic used for the DataWriter...]

9.4.1.2.6.3 Enable Liveliness Protection element

This element is delimited by the XML element **<enable_liveliness_protection>**.

IDDSECC11-16 AccessControl behavior does not show check local datawriter/reader ...]

This element may take the **boolean** values TRUE or FALSE.

The setting controls the contents of the `TopicSecurityAttributes` returned by the `AccessControl::get_topic_sec_attributes` operation on a Topic whose associated Topic name matches the rule's topic expression. Specifically the *is_liveliness_protected* attribute in the `TopicSecurityAttributes` shall be set to the **boolean** value specified in the **<enable_liveliness_protection>** element.

- Deleted: binary
- Deleted: EndpointSecurityAttributes
- Deleted: datawriter
- Deleted: or AccessControl::get_datareader_sec_attributes operation
- Deleted: an
- Deleted: endpoint
- Deleted: EndpointSecurityAttributes
- Deleted: binary
- Deleted: "enable discovery protection"
- Deleted: binary
- Deleted: EndpointSecurityAttributes
- Deleted: datawriter
- Deleted: or AccessControl::get_datareader_sec_attributes
- Deleted: an endpoint
- Deleted: Topic
- Deleted: EndpointSecurityAttributes
- Deleted: binary

9.4.1.2.6.4 Enable Read Access Control element

This element is delimited by the XML element `<enable_read_access_control>`.

IDSSEC11-16 AccessControl behavior does not show check local datawriter/reader ...]

This element may take the boolean values TRUE or FALSE.

The setting shall control the contents of the TopicSecurityAttributes returned by the `AccessControl::get_topic_sec_attributes` operation on any Topic whose associated Topic name matches the rule's topic expression. Specifically the is_read_protected attribute in the TopicSecurityAttributes shall be set to the boolean value specified in the `<enable_read_access_control>` element.

In addition, this element shall control the `AccessControl::check_create_datareader` operation on any `DataReader` entity whose associated Topic name matches the rule's topic expression. Specifically:

- If the value of `<enable_write_access_control>` element is FALSE, the operation `check_create_datareader` shall return TRUE without further checking the Permissions document.
- If the value of `<enable_write_access_control>` element is TRUE, the operation `check_create_datareader` shall return a value according to what is specified in the Permissions document, see 9.4.1.3.

9.4.1.2.6.5 Enable Write Access Control element

This element is delimited by the XML element `<enable_write_access_control>`.

IDSSEC11-16 AccessControl behavior does not show check local datawriter/reader ...]

This element may take the boolean values TRUE or FALSE.

The setting shall control the contents of the TopicSecurityAttributes returned by the `AccessControl::get_topic_sec_attributes` operation on any Topic whose associated Topic name matches the rule's topic expression. Specifically the is_write_protected attribute in the TopicSecurityAttributes shall be set to the binary value specified in the `<enable_write_access_control>` element.

In addition, this element shall control the `AccessControl::check_create_datawriter` operation on any `DataWriter` entity whose associated Topic name matches the rule's topic expression. Specifically:

- If the value of `<enable_write_access_control>` element is FALSE, the operation `check_create_datawriter` shall return TRUE without further checking the Permissions document.
- If the value of `<enable_write_access_control>` element is TRUE, the operation `check_create_datawriter` shall return a value according to what is specified in the Permissions document, see 9.4.1.3.

9.4.1.2.6.6 Metadata Protection Kind element

This element is delimited by the XML element `<metadata_protection_kind>`.

IDSSEC11-5 - Miscellaneous typos/inconsistencies]

Deleted: binary

Deleted: EndpointSecurityAttributes

Deleted: datawriter

Deleted: DataWriter

Deleted: entity

Deleted: access

Deleted: EndpointSecurityAttributes

Deleted: binary

Deleted: "enable read access protection"

Deleted: binary

Deleted: controls

Deleted: EndpointSecurityAttributes

Deleted: datareader

Deleted: DataReader

Deleted: entity

Deleted: access

Deleted: EndpointSecurityAttributes

Deleted: "enable write access protection"

IDSSEC11-11 - How is single-MAC versus MAC-per-reader configured?

This element may take the Protection Kind values NONE, SIGN, ENCRYPT, SIGN WITH ORIGIN AUTHENTICATION, or ENCRYPT WITH ORIGIN AUTHENTICATION.

The setting of this element shall specify the protection kind (see 9.4.1.2.2) used for the RTPS SubMessages sent by any DataWriter and DataReader whose associated Topic name matches the rule's topic expression.

- Deleted: binary
- Deleted: TRUE
- Deleted: or
- Deleted: FALSE
- Deleted: 9.4.1.2.1

IDSSEC11-106 Should differences in EndpointSecurityAttributesMask prevent matching?

The setting of this element shall also control the contents of the EndpointSecurityAttributes and PluginEndpointSecurityAttributes returned by the AccessControl::get_datawriter_sec_attributes and AccessControl::get_datareader_sec_attributes operation on any DataWriter or DataReader entity whose associated Topic name matches the rule's topic expression. Specifically:

- The attribute *is_submessage_protected* in the EndpointSecurityAttributes shall be set to FALSE if the value specified in the <metadata_protection_kind> is NONE and shall be set to TRUE otherwise.
- The attribute *is_submessage_encrypted* in the PluginEndpointSecurityAttributes (see 9.4.2.5) shall be set to TRUE if the value specified in the <metadata_protection_kind> is ENCRYPT or ENCRYPT WITH ORIGIN AUTHENTICATION and to FALSE otherwise.
- The attribute *is_submessage_origin_authenticated* in the PluginEndpointSecurityAttributes (see 9.4.2.5) shall be set to TRUE if the value specified in the <metadata_protection_kind> is SIGN WITH ORIGIN AUTHENTICATION or ENCRYPT WITH ORIGIN AUTHENTICATION and to FALSE otherwise.

- Deleted: t
- Deleted: attribute

Deleted: 9.4.2.59.4.2.59.4.2.59.4.2.59.4.2.3

9.4.1.2.6.7 Data Protection Kind element

This element is delimited by the XML element <data_protection_kind>.

IDSSEC11-11 - How is single-MAC versus MAC-per-reader configured?

This element may take the Basic Protection Kind values: NONE, SIGN, or ENCRYPT.

The setting of this element shall specify the basic protection kind (see 9.4.1.2.1) used for the RTPS SerializedPayload submessage element sent by any DataWriter whose associated Topic name matches the rule's topic expression.

- Deleted: three
- Deleted: possible

IDSSEC11-72 EndpointSecurity's is_payload_protected is Insufficient...

IDSSEC11-106 Should differences in EndpointSecurityAttributesMask prevent matching?

The setting shall control the contents of the EndpointSecurityAttributes and PluginEndpointSecurityAttributes returned by the AccessControl::get_datawriter_sec_attributes operation on any DataWriter entity whose associated Topic name matches the rule's topic expression. Specifically the PluginEndpointSecurityAttributes attributes *is_payload_protected* and *is_key_protected* as well as the PluginEndpointSecurityAttributes attribute *is_payload_encrypted* (see 0):

- If the value specified in the <data_protection_kind> element is NONE, then *is_payload_protected*, *is_key_protected* and *is_payload_encrypted* shall be set to FALSE.

- Deleted:
- Deleted: 09.4.2.6
- Deleted: attribute in the EndpointSecurityAttributes shall be set to FALSE if the value specified in the <data_protection_kind> element is NONE and shall be set to TRUE otherwise. Specifically the value of the fields *is_payload_protected* and *is_key_protected*
- Deleted: both
- Deleted: and

- If the value specified in the `<data_protection_kind>` element is SIGN, then `is_payload_protected` shall be set to TRUE. The attributes `is_key_protected` and `is_payload_encrypted` shall be set to FALSE.
- If the value specified in the `<data_protection_kind>` element is ENCRYPT, then `is_payload_protected`, `is_key_protected`, and `is_payload_encrypted` shall be set to TRUE.

Deleted: and

Deleted: both

Deleted: and

Deleted:

9.4.1.2.7 Application of Domain and Topic Rules

For a given DomainParticipant the Domain Rules shall be evaluated in the same order they appear in the Governance document. The first Domain Rule having a `<domains>` element whose value matches the DomainParticipant domain_id shall be the one applied to the DomainParticipant.

If no Domain Rule matches the DomainParticipant domain_id the operation under consideration shall fail with a suitable “permissions error”. If desired, to avoid this situation, a “default” Domain Rule can be added to the end using the expression:

```
<domains>
  <id_range>
    <min>0</min>
  </id_range>
</domains>
```

This rule will match any domain_id not matched by the rules that appear before.

For a given Topic, DataWriter or DataReader DDS Entity belonging to a DomainParticipant the Topic Rules appearing within the Domain Rule that applies to that DomainParticipant shall be evaluated in the same order they appear in the Governance document. The first Topic Rule having a `<topic_expression>` element whose value matches the topic name associated with the Entity shall be the one applied to the Entity.

If no Topic Rule matches the Entity topic name the operation under consideration shall fail with a suitable “permissions error”. If desired, to avoid this situation, a “default” Topic Rule can be added to the end using the expression `<topic_expression>*</topic_expression>`. This rule will match any topic name not matched by the rules that appear before.

9.4.1.2.8 Example Domain Governance document (non normative)

Following is an example permissions document that is written according to the XSD described in the previous sections.

DDSSSEC11-5 - Miscellaneous typos/inconsistencies

DDSSSEC11-19 Invalid domain_id tag used in multiple sections...

```
<?xml version="1.0" encoding="utf-8"?>
<dds xmlns:xsi="http://www.w3.org/2001/XMLSchema-instance"
  xsi:noNamespaceSchemaLocation="http://www.omg.org/spec/DDS-
  Security/20170801/omg_shared_ca_domain_governance.xsd">
  <domain_access_rules>
    <domain_rule>
      <domains>
        <id>0</id>
        <id_range>
          <min>10</min>
          <max>20</max>
```

Deleted: 16

```

</id_range>
</domains>
<allow_unauthenticated_participants>FALSE
</allow_unauthenticated_participants>
<enable_join_access_control>TRUE</enable_join_access_control>
<rtps_protection_kind>SIGN</rtps_protection_kind>
<discovery_protection_kind>ENCRYPT</discovery_protection_kind>
<liveliness_protection_kind>SIGN</liveliness_protection_kind>
<topic_access_rules>
  <topic_rule>
    <topic_expression>Square*</topic_expression>
    <enable_discovery_protection>TRUE
    </enable_discovery_protection>
    <enable_read_access_control>TRUE
    </enable_read_access_control>
    <enable_write_access_control>TRUE
    </enable_write_access_control>
    <metadata_protection_kind>ENCRYPT
    </metadata_protection_kind>
    <data_protection_kind>ENCRYPT
    </data_protection_kind>
  </topic_rule>

  <topic_rule>
    <topic_expression>Circle</topic_expression>
    <enable_discovery_protection>TRUE
    </enable_discovery_protection>
    <enable_read_access_control>FALSE
    </enable_read_access_control>
    <enable_write_access_control>TRUE
    </enable_write_access_control>
    <metadata_protection_kind>ENCRYPT
    </metadata_protection_kind>
    <data_protection_kind>ENCRYPT
    </data_protection_kind>
  </topic_rule>

  <topic_rule>
    <topic_expression>Triangle
    </topic_expression>
    <enable_discovery_protection>FALSE
    </enable_discovery_protection>
    <enable_read_access_control>FALSE
    </enable_read_access_control>
    <enable_write_access_control>TRUE
    </enable_write_access_control>
    <metadata_protection_kind>NONE
    </metadata_protection_kind>
    <data_protection_kind>NONE
    </data_protection_kind>
  </topic_rule>

  <topic_rule>
    <topic_expression>*</topic_expression>

```

Deleted:
 <domain_id>0</domain_id>¶


```

        <enable_discovery_protection>TRUE
      </enable_discovery_protection>
      <enable_read_access_control>TRUE
    </enable_read_access_control>
    <enable_write_access_control>TRUE
  </enable_write_access_control>
  <metadata_protection_kind>ENCRYPT
</metadata_protection_kind>
  <data_protection_kind>ENCRYPT
</data_protection_kind>
</topic_rule>
</topic_access_rules>
</domain_rule>
</domain_access_rules>
</dds>

```

9.4.1.3 DomainParticipant permissions document

The permissions document is an XML document containing the permissions of the domain participant and binding them to the distinguished name of the DomainParticipant as defined in the DDS:Auth:PKI-DH authentication plugin.

The permissions document shall be signed by the Permissions CA. The signed document shall use S/MIME version 3.2 format as defined in IETF RFC 5761 using SignedData Content Type (section 2.4.2 of IETF RFC 5761) formatted as multipart/signed (section 3.4.3 of IETF RFC 5761). This corresponds to the mime-type application/pkcs7-signature. Additionally the signer certificate shall be included within the signature.

The signed permissions document shall be provided to the plugins using the PropertyQosPolicy on the DomainParticipantQos as specified in [Table 56](#).

The format of this document is defined using the following XSD.

[\[DDSSEC11-6 - Permissions XSD and XML files are inconsistent with ...\]](#)

[\[DDSSEC11-57 Evaluation of data tags when checking Permissions is unclear\]](#)

[\[DDSSEC11-56 Permissions grant rule with no specified topic\]](#)

```

<?xml version="1.0" encoding="utf-8"?>
<xs:schema xmlns:xs="http://www.w3.org/2001/XMLSchema"
  elementFormDefault="qualified" attributeFormDefault="unqualified">
  <xs:element name="dds" type="PermissionsNode" />
  <xs:complexType name="PermissionsNode">
    <xs:sequence minOccurs="1" maxOccurs="1">
      <xs:element name="permissions" type="Permissions" />
    </xs:sequence>
  </xs:complexType>
  <xs:complexType name="Permissions">
    <xs:sequence minOccurs="1" maxOccurs="unbounded">
      <xs:element name="grant" type="Grant" />
    </xs:sequence>
  </xs:complexType>

```

Deleted: Table 56Table 56Table 56Table 5548Table 5548Table 48

```

</xs:complexType>
<xs:complexType name="Grant">
  <xs:sequence minOccurs="1" maxOccurs="1">
    <xs:element name="subject name" type="xs:string" />
    <xs:element name="validity" type="Validity" />
    <xs:sequence minOccurs="1" maxOccurs="unbounded">
      <xs:choice minOccurs="1" maxOccurs="1">
        <xs:element name="allow rule" minOccurs="0" type="Rule" />
        <xs:element name="deny rule" minOccurs="0" type="Rule" />
      </xs:choice>
    </xs:sequence>
    <xs:element name="default" type="DefaultAction" />
  </xs:sequence>
  <xs:attribute name="name" type="xs:string" use="required" />
</xs:complexType>

<xs:complexType name="Validity">
  <xs:sequence minOccurs="1" maxOccurs="1">
    <xs:element name="not before" type="xs:dateTime" />
    <xs:element name="not after" type="xs:dateTime" />
  </xs:sequence>
</xs:complexType>

<xs:complexType name="Rule">
  <xs:sequence minOccurs="1" maxOccurs="1">
    <xs:element name="domains" type="DomainIdSet" />
    <xs:sequence minOccurs="0" maxOccurs="unbounded">
      <xs:element name="publish" type="Criteria" />
    </xs:sequence>
    <xs:sequence minOccurs="0" maxOccurs="unbounded">
      <xs:element name="subscribe" type="Criteria" />
    </xs:sequence>
    <xs:sequence minOccurs="0" maxOccurs="unbounded">
      <xs:element name="relay" type="Criteria" />
    </xs:sequence>
  </xs:sequence>
</xs:complexType>

<xs:complexType name="DomainIdSet">
  <xs:choice minOccurs="1" maxOccurs="unbounded">
    <xs:element name="id" type="DomainId" />
    <xs:element name="id range" type="DomainIdRange" />
  </xs:choice>
</xs:complexType>

<xs:simpleType name="DomainId">
  <xs:restriction base="xs:nonNegativeInteger" />
</xs:simpleType>

<xs:complexType name="DomainIdRange">
  <xs:choice>
    <xs:sequence>
      <xs:element name="min" type="DomainId" />
      <xs:element name="max" type="DomainId" minOccurs="0" />
    </xs:sequence>
  </xs:choice>
</xs:complexType>

```

Deleted: 0

```
</xs:sequence>
  <xs:element name="max" type="DomainId" />
</xs:choice>
</xs:complexType>

<xs:complexType name="Criteria">
  <xs:all minOccurs="1">
    <!-- DDSSEC11-56 -->
    <xs:element name="topics" minOccurs="1"
      type="TopicExpressionList" />
    <xs:element name="partitions" minOccurs="0"
      type="PartitionExpressionList" />
    <xs:element name="data tags" minOccurs="0" type="DataTags" />
  </xs:all>
</xs:complexType>

<xs:complexType name="TopicExpressionList">
  <xs:sequence minOccurs="1" maxOccurs="unbounded">
    <xs:element name="topic" type="TopicExpression" />
  </xs:sequence>
</xs:complexType>

<xs:complexType name="PartitionExpressionList">
  <xs:sequence minOccurs="1" maxOccurs="unbounded">
    <xs:element name="partition" type="PartitionExpression" />
  </xs:sequence>
</xs:complexType>

<xs:simpleType name="TopicExpression">
  <xs:restriction base="xs:string" />
</xs:simpleType>

<xs:simpleType name="PartitionExpression">
  <xs:restriction base="xs:string" />
</xs:simpleType>

<xs:complexType name="DataTags">
  <xs:sequence minOccurs="1" maxOccurs="unbounded">
    <xs:element name="tag" type="TagNameValuePair" />
  </xs:sequence>
</xs:complexType>

<xs:complexType name="TagNameValuePair">
  <xs:sequence minOccurs="1" maxOccurs="unbounded">
    <xs:element name="name" type="xs:string" />
    <xs:element name="value" type="xs:string" />
  </xs:sequence>
</xs:complexType>

<xs:simpleType name="DefaultAction">
  <xs:restriction base="xs:string">
    <xs:enumeration value="ALLOW" />
    <xs:enumeration value="DENY" />
  </xs:restriction>
</xs:simpleType>
```

</xs:schema>

9.4.1.3.1 Permissions Section

The XML permissions document contains a permissions Section. This is the portion of the XML document delimited by the <permissions> XML element tag.

The permissions Section contains a set of grant sections.

9.4.1.3.2 Grant Section

The grant sections appear within the permissions Section delimited by the <grant> XML element tag.

Each grant Section contains three sections:

1. Subject name Section (subject_name element)
2. Validity Section (validity element)
3. Rules Section (allow, deny and default elements)

The contents and delimiters of each Section are described below.

9.4.1.3.2.1 Subject name Section

This Section is delimited by the XML element <subject_name>.

The subject name Section identifies the DomainParticipant to which the permissions apply. Each subject name can only appear in a single <permissions> Section within the XML Permissions document.

The contents of the <subject_name> element shall be the x.509 subject name for the DomainParticipant as is given in its Authorization Certificate. A permissions Section with a subject name that does not match the subject name given in the corresponding Authorization certificate shall be ignored.

The X.509 subject name is a set of name-value pairs. The format of x.509 subject name shall be the string representation of the X.509 certificate Subject name as defined in IETF RFC 4514 "Lightweight Directory Access Protocol (LDAP): String Representation of Distinguished Names" [51].

For example:

```
<subject_name>emailAddress=cto@acme.com, CN=DDS Shapes Demo, OU=CTO Office, O=ACME Inc., L=Sunnyvale, ST=CA, C=US</subject_name>
```

9.4.1.3.2.2 Validity Section

IDSSEC11-6 - Permissions XSD and XML files are inconsistent with ...

This Section is delimited by the XML element <validity>. The contents of this element reflect the valid dates for the permissions. It contains both the starting date and the end date [using the format defined by dateTime data type as specified in sub clause 3.3.7 of \[XSD\]. Time zones that aren't specified are considered UTC](#).

A permissions Section with a validity date that falls outside the current date at which the permissions are being evaluated shall be ignored.

```
Deleted: <?xml version="1.0"
encoding="UTF-8"?>
<xs:schema
xmlns:xs="http://www.w3.org/200
1/XMLSchema">

  elementFormDefault="qualified"

  attributeFormDefault="unqualifi
ed">
  <xs:element
name="permissions"
type="Permissions"/>
  <xs:complexType
name="Permissions">
  <xs:sequence
minOccurs="1"
maxOccurs="unbounded">
  <xs:element
name="grant" type="Grant" />
  </xs:sequence>
  </xs:complexType>
  <xs:complexType
name="Grant">
  <xs:sequence
minOccurs="1" maxOccurs="1">
  <xs:element
name="subject_name"
type="xs:string" />
  <xs:element
name="validity" type="Validity"
/>
  <xs:sequence
minOccurs="1"
maxOccurs="unbounded">
  <xs:choice
minOccurs="1" maxOccurs="1">
  <xs:element
name="allow_rule" minOccurs="0"
type="Rule" />
  <xs:element
name="deny_rule" minOccurs="0"
type="Rule" />
  </xs:choice>
  </xs:sequence>
```

Formatted: Font: (Default) Courier New

Formatted: OMG_SPEC_xmlcode, Widow/Orphan control, Adjust space between Latin and Asian text, Adjust space between Asian text and numbers

Deleted: of the XML schema standard

Deleted: in GMT any timezone formatted as CCYY-MM-DDThh:mm:ss[Z|(+|-)hh:mm]. The time zone may be specified as Z (UTC) or (+|-)hh:mm. Time zones that aren't specified are considered UTC

Deleted: YYYYMMDDHH

Deleted: .

9.4.1.3.2.3 Rules Section

This Section contains the permissions assigned to the `DomainParticipant`. It is described as a set of rules.

The rules are applied in the same order that appear in the document. If the criteria for the rule matches the `domain_id` join and/or publish or subscribe operation that is being attempted, then the allow or deny decision is applied. If the criteria for a rule does not match the operation being attempted, the evaluation shall proceed to the next rule. If all rules have been examined without a match, then the decision specified by the “default” rule is applied. The default rule, if present, must appear after all allow and deny rules. If the default rule is not present, the implied default decision is DENY.

The matching criteria for each rule specify the `domain_id`, topics (published and subscribed), the partitions (published and subscribed), and the data-tags associated with the `DataWriter` and `DataReader`.

For the grant to match there shall be a match of the topics, partitions, and data-tags criteria. This is interpreted as an AND of each of the criteria. For a specific criterion to match (e.g., `<topics>`) it is enough that one of the topic expressions listed matches (i.e., an OR of the expressions with the `<topics>` section).

9.4.1.3.2.3.1 Format of the allow rules

IDSSEC11-57 Evaluation of data tags when checking Permissions is unclear

Allow rules appear inside the `<allow_rule>` XML Element. Each rule contains a Domains Section; (9.4.1.3.2.3.1.1), followed by a set of allowed actions. There are three kinds of allowed actions: publish, subscribe and relay.

Deleted: the domain IDs to which the rule applies, and the topic names that are allowed to be published and subscribed within those domains.

9.4.1.3.2.3.1.1 Domains Section

IDSSEC11-19 Invalid domain id tag used in multiple sections...

This Section is delimited by the XML element `<domains>`.

Deleted: `_id`

The value in this element identifies the collection of DDS `domain_id` values to which the rule applies. The syntax is the same as for the domain section of the Governance document. See subclause [9.4.1.2.5.1](#).

For example:

```
<domains>
  <id>0</id>
</domains>
```

IDSSEC11-57 Evaluation of data tags when checking Permissions is unclear

9.4.1.3.2.3.1.2 Format of the Allowed Actions sections

The sections for each of the three action kinds have similar format. The only difference is the name of the XML element used to delimit the action:

- The **Allow Publish** Action is delimited by the `<publish>` XML element
- The **Allow Subscribe** Action is delimited by the `<subscribe>` XML element

- The **Allow Relay** Action is delimited by the `<relay>` XML element

Each allowed action logically contains three orthogonal conditions. These cover the topic name, partitions, and data-tags. All these conditions must be met for the allowed action to apply. Note that some of these conditions may not appear explicitly in the XML file. In this case a specified default value is assumed and applied as if the condition had been explicitly listed.

Each of these three conditions appears in a separate section:

- [Allowed Topics Condition section](#)
- [Allowed Partitions Condition section](#)
- [Allowed Data Tags Condition section](#)

Example:

```
<publish>           <!-- delimits the publish action -->
  <topics>          <!-- delimits the topic condition -->
    <topic>Square</topic>
  </topics>
  <partitions>     <!-- delimits the partition condition -->
    <partition>A partition</partition>
  </partitions>
  <!-- data tags condition absent so use default -->
</publish>
```

DDSSEC11-57 Evaluation of data tags when checking Permissions is unclear

9.4.1.3.2.3.1.3 [Allowed Topic condition section](#)

The **topic condition section** is delimited by the `<topics>` XML element. It defines the DDS Topic names that must be matched for the allow rule to apply. Topic names may be given explicitly or by means of Topic name expressions. Each topic name or topic-name expression appears separately in a `<topic>` sub-element within the `<topics>` element.

The Topic name expression syntax and matching shall use the syntax and rules of the POSIX fnmatch() function as specified in POSIX 1003.2-1992, Section B.6 [38].

DDSSEC11-57 Evaluation of data tags when checking Permissions is unclear

In order for an action (e.g. a publish action) to be allowed it must meet the **topic condition**. For this to happen the Topic name associated with the intended action must match one the topics or topic expressions explicitly listed in the **topic condition section**.

The **topic condition section** must always be present; therefore there is no default specified.

Example (appearing within a <allow_rule> and within a publish, subscribe, or relay action):

```
<topics>
  <topic>Square</topic>
  <topic>B*</topic>
</topics>
```

The above topic condition would match Topic “Square” and any topic that starts with a “B”.

9.4.1.3.2.3.1.4 [Allowed Partitions condition section](#)

Deleted: ¶
Publish Section

Deleted: This Section defines the Topic names that the rule allows to be published. ¶
The publish Section shall be delimited by the `<publish>` XML Element. ¶

Deleted: names appear

Deleted: in the Section

Deleted:

Deleted: ¶

The *allowed partitions condition section* is delimited by the `<partitions>` XML element. It limits the set DDS Partitions names that may be associated with the (publish, subscribe, relay) action for the rule to apply. Partition names may be given explicitly or by means of Partition name expressions. Each partition name or partition-name expression appears separately in a `<partition>` sub-element within the `<partitions>` element.

The Partition name expression syntax and matching shall use the syntax and rules of the POSIX fnmatch() function as specified in POSIX 1003.2-1992, Section B.6 [38].

DDSSEC11-57 Evaluation of data tags when checking Permissions is unclear

In order for an action (e.g. a publish action) to meet the *allowed partitions condition* that appears within an allow rule, the set of the Partitions associated with the DDS entity (DataWriter or DataReader) attempting the (publish, subscribe, or relay) action must be contained in the set of partitions defined by the *allowed partitions condition section*.

If there is no `<partitions>` Section within an allow rule, then the default "empty string" partition is assumed. See PARTITION QosPolicy entry in Qos Policies table of section 2.2.3 (Supported Qos) of the DDS Specification version 1.4. This means that the allow rule (e.g. publish) would only allow a DataWriter to publish on the "empty string" partition.

Example (appearing within a `<allow_rule>` and within a `<publish>` action):

```
<partitions>
  <partition>A</partition>
  <partition>B</partition>
</partitions>
```

The above *allowed partitions condition* would be matched if the partitions associated with the DDS Entity attempting to perform the action (e.g. publish action) is a subset of the set {A, B}. So it would be OK to publish in partition A, in B, or in {A, B} but not in {A, B, C}.

For legacy reasons DDS-Security implementations shall provide a way to select an alternative "legacy matching" behavior. The "legacy matching behavior" shall match the *allowed partitions condition* as long as one or more of the Partitions associated with DDS Entity attempting to perform the action (e.g. DataWriter for a publish action) matches one of the partitions in the *allowed partitions condition*. The same *allowed partitions condition section* above would be matched if the partitions associated with the DDS DataWriter include A or B. So it would be OK to publish in A, in B, or in {A, B} and also in {A, B, C}.

9.4.1.3.2.3.1.5 Allowed Data tags condition section

The *allowed data tags condition section* is delimited by the `<data_tags>` XML element. It limits the set DDS Data Tags that may be associated with the (publish, subscribe, relay) action for the rule to apply. The `<data_tags>` XML Element contain a set of tags.

In order for an action (e.g. a publish action) to meet the *allowed data tags condition* the set of the Data Tags associated with the DDS Entity performing the action (e.g. a DataWriter for a publish action) must be contained in the set of data tags defined by the *allowed data tags condition section*.

If there is no `<data_tags>` section then the default empty set is assumed. This means that the allow action (e.g. publish action) would only allow publishing if there are no data tags associated with the DDS Endpoint (DataWriter for a publish action).

Deleted: The publish Section may also include one or more sections delimited by the `<partitions>` XML Element. The `<partition>` XML Elements contain the DDS Partition names where it is allowed to publish the specified Topic names.

Deleted: rule allows publishing only in the

Deleted: The publish Section may also include one or more sections delimited by the `<data_tags>` XML Element.

Deleted: s

Deleted: that shall be associated with the DataWriter that publishes the data on the Topic names allowed by the rule

Example (appearing within a `<allow_rule>` and within a `<publish>` action):

```
<data_tags>
  <tag>
    <name>aTagName1</name>
    <value>aTagValue1</value>
  </tag>
</data_tags>
```

The above **allowed data tags condition** would be matched if the data tags associated with the DDS Entity performing the action (e.g. DataWriter for publish action) are a subset of the set { (aTagName1, aTagValue)} . So it would be OK to publish using a DataWriter with no associated data-tags, or a DataWriter with a single tag with name “aTagName1” and value “aTagValue1”.

9.4.1.3.2.3.1.6 Example allow rule

```
<allow_rule>
  <domains>
    <id>0</id>
  </domains>
  <publish>
    <topics>
      <topic>Cir*</topic>
    </topics>
    <data_tags>
      <tag>
        <name>aTagName1</name>
        <value>aTagValue1</value>
      </tag>
    </data_tags>
  </publish>
  <subscribe>
    <topics>
      <topic>Sq*</topic>
    </topics>
    <data_tags>
      <tag>
        <name>aTagName1</name>
        <value>aTagValue1</value>
      </tag>
      <tag>
        <name>aTagName2</name>
        <value>aTagValue2</value>
      </tag>
    </data_tags>
  </subscribe>
  <subscribe>
    <topics>
      <topic>Triangle</topic>
    </topics>
    <partitions>
      <partition>P*</partition>
    </partitions>
  </subscribe>
</allow_rule>
```

```
Deleted: ¶
Example1: ¶
<publish>¶
  <topics>¶
    <topic>Circle1</topic>¶
  </topics>¶
</publish>¶
¶
Example2:¶
<publish>¶
  <topics>¶
    <topic>Square</topic>¶
  </topics>¶
  <partitions>¶
    <partition>A_partition</partiti¶
on>¶
  </partitions>¶
</publish>¶
¶
Example3:¶
<publish>¶
  <topics>¶
    <topic>Cir*</topic>¶
  </topics>¶
  <data_tags>¶
    <tag>¶
      <name>aTagName1</name>¶
      <value>aTagValue1</value>¶
    </tag>¶
  </data_tags> ¶
</publish>¶
<#>Subscribe Section¶
This Section defines the Topic names that the rule allows to be subscribed. ¶
The subscribe Section shall be delimited by the <subscribe> XML Element. ¶
The topic names appear in the Section delimited by the <topics> XML element. Topic names may be given explicitly or by means of Topic name expressions. Each topic name or topic-name expression appears separately in a <topic> sub-element within the <topics> element. ¶
The Topic name expression syntax and matching shall use the syntax and rules of the POSIX fnmatch() function as specified in POSIX 1003.2-1992, Section B.6 [38]. ¶
The subscribe Section may also include one or more sections delimited by the <partitions> XML Element. The <partition> XML Elements contain the DDS Partition names where it is allowed to subscribe to the specified Topic names. Partition names may be given explicitly or by means of Partition name expressions. Each partition name or partition-name expression appears separately in a <partition> sub-element within the <partitions> element. ¶
The Partition name expression syntax and matching shall use the syntax and rules of the POSIX fnmatch() function as specified in POSIX 1003.2-1992, Section B.6 [38]. If there is no <partitions> Section, then the rule ...
```


9.4.1.3.2.3.2 Format for deny rules

DDSSEC11-57 Evaluation of data tags when checking Permissions is unclear

Deny rules appear inside the **<deny_rule>** XML Element. Each rule contains a Domains Section: (9.4.1.3.2.3.1.1), followed by a set of denied actions. There are three kinds of denied actions: publish, subscribe and relay.

Deny rules have the same format as the allow rules. The only difference is how they are interpreted. If the criteria in the deny rule matches the operation being performed, then the decision is to deny the operation.

DDSSEC11-57 Evaluation of data tags when checking Permissions is unclear

9.4.1.3.2.3.2.1 Domains Section

This Section is delimited by the XML element <domains>. The value in this element identifies the collection of DDS domain_id values to which the rule applies. The syntax is the same as for the domain section of the Governance document. See subclause 9.4.1.2.5.1.

For example:

```
<domains>  
  <id>0</id>  
</domains>
```

DDSSEC11-57 Evaluation of data tags when checking Permissions is unclear

9.4.1.3.2.3.2.2 Format of the Denied Actions sections

The sections for each of the three action kinds have similar format. The only difference is the name of the XML element used to delimit the action:

- The Deny Publish Action is delimited by the <publish> XML element
- The Deny Subscribe Action is delimited by the <subscribe> XML element
- The Deny Relay Action is delimited by the <relay> XML element

Each denied action logically contains three orthogonal deny conditions. These cover the topic name, partitions, and data-tags. All these conditions must be met for the denied action to apply. Note that some of these conditions may not appear explicitly in the XML file. In this case a specified default value is assumed and applied as if the condition had been explicitly listed.

Each of these three conditions appears in a separate section:

- Denied Topics Condition section
- Denied Partitions Condition section
- Denied Data Tags Condition section

Deleted: the domain IDs to which the rule applies, and the topic names that are denied to be published and subscribed within those domains.

Formatted: Keep with next

Example (appearing within a <deny_rule>):

```
<publish>           <!-- delimits the publish action -->
  <topics>          <!-- delimits the topic condition -->
    <topic>Square</topic>
  </topics>
  <partitions>     <!-- delimits the partition condition -->
    <partition>A partition</partition>
  </partitions>
  <!-- data tags condition absent so use default -->
</publish>
```

IDSSEC11-57 Evaluation of data tags when checking Permissions is unclear

9.4.1.3.2.3.2.3 Denied Topic condition section

The *denied topic condition section* is delimited by the <topics> XML element. It has the same format and interpretation as the *allowed topic condition section* for the allowed actions, see [9.4.1.3.2.3.1.3](#).

In order for an action (e.g. a publish action) to be denied it must meet the *denied topic condition*. For this to happen the Topic name associated with the intended action must match one the topics or topic expressions explicitly listed in the *denied topic condition section*.

IDSSEC11-57 Evaluation of data tags when checking Permissions is unclear

9.4.1.3.2.3.2.4 Denied Partitions condition section

The *denied partitions condition section* is delimited by the <partitions> XML element. It defines the DDS Partitions names that when associated with the (publish, subscribe, relay) cause the deny action for the rule to apply. Partition names may be given explicitly or by means of Partition name expressions. Each partition name or partition-name expression appears separately in a <partition> sub-element within the <partitions> element.

In order for an action (e.g. a publish action) to be denied it must meet the *denied partitions condition*. For this to happen one of more of the partition names associated with the DDS Entity performing the action (e.g. a DataWriter for the publish action) must match one the partitions or partition expressions explicitly listed in the *partitions condition section*.

If there is no <partitions> section then the "*" partition expression is assumed. This means that the deny action (e.g. deny publish action) would apply independent of the partition associated with the DDS Endpoint (DataWriter for the publish action).

Example (appearing within a <deny_rule> and within a <publish> action):

```
<partitions>
  <partition>A</partition>
  <partition>B</partition>
</partitions>
```

The above *denied partitions condition* would be matched if the partitions associated with the DDS Entity performing the action (e.g. DataWriter for a publish action) intersect the set {A, B}. So it would be OK to publish in C, but not in {A}, {A, B}, or {A, B, C}.

IDSSEC11-57 Evaluation of data tags when checking Permissions is unclear

9.4.1.3.2.3.2.5 Data tags condition section

The *denied data tags condition section* is delimited by the `<data tags>` XML element. It defines the DDS tags names and values that when associated with the (publish, subscribe, relay) cause the deny action for the rule to apply.

In order for an action (e.g. a publish action) to be denied it must meet the *denied data tags condition*. For this to happen the DDS Entity associated with the action (e.g. DataWriter for a publish action) must have a data tag name and value pair associated that matches one the data tags explicitly listed in the *denied data tags condition section*.

If there is no `<data tags>` section then the “set of all possible tags” set is assumed as default. This means that the deny action (e.g. deny publish action) would apply independent of the data tags associated with the DDS Endpoint (e.g. DataWriter for a publish action).

Example (appearing within a `<deny_rule>` and within a `<publish>` action):

```
<data tags>
  <tag>
    <name>aTagName1</name>
    <value>aTagValue1</value>
  </tag>
</data tags>
```

The above *denied data tags condition* would be matched if the data tags associated with the DDS Entity performing the action (e.g. DataWriter for a publish action) intersect the set { (aTagName1, aTagValue1) }. So it would not deny publishing using a DataWriter with no associated data-tags, or a DataWriter with a single tag with name “aTagName2”, or a DataWriter with a single tag with name “aTagName1” and value “aTagValue2”. But it would deny publishing using a DataWriter with with two associated data-tags { (aTagName1, aTagValue1), (aTagName2, aTagValue2)}.

[DDSSEC11-57 Evaluation of data tags when checking Permissions is unclear]

9.4.1.3.2.3.2.6 Example deny rule

```
<allow rule>
  <domains>
    <id>0</id>
  </domains>
  <publish>
    <topics>
      <topic>Cir*</topic>
    </topics>
    <data tags>
      <tag>
        <name>aTagName1</name>
        <value>aTagValue1</value>
      </tag>
    </data tags>
  </publish>
  <subscribe>
    <topics>
      <topic>Sq*</topic>
    </topics>
    <data tags>
      <tag>
        <name>aTagName1</name>
        <value>aTagValue1</value>
```

Deleted:

```

        </tag>
      <tag>
        <name>aTagName2</name>
        <value>aTagValue2</value>
      </tag>
    </data tags>
  </subscribe>
</subscribe>
  <topics>
    <topic>Triangle</topic>
  </topics>
  <partitions>
    <partition>P*</partition>
  </partitions>
</subscribe>
</allow rule>

```

DDSSEC11-57 Evaluation of data tags when checking Permissions is unclear

9.4.1.3.2.3.2.7 Example deny rule

```

<deny_rule>
  <domains>
    <id>0</id>
  </domains>
  <publish>
    <topics>
      <topic>Circle1</topic>
    </topics>

    </publish>
  <publish>
    <topics>
      <topic>Square</topic>
    </topics>
    <partitions>
      <partition>A_partition</partition>
    </partitions>
  </publish>
  <subscribe>
    <topics>
      <topic>Square1</topic>
    </topics>
  </subscribe>
  <subscribe>
    <topics>
      <topic>Tr*</topic>
    </topics>
    <partitions>
      <partition>P1*</partition>
    </partitions>
  <data tags>
    <tag>
      <name>aTagName1</name>
      <value>aTagValue1</value>
    </tag>
  </data tags>
</deny_rule>

```

```

        </tag>
      <tag>
        <name>aTagName2</name>
        <value>aTagValue2</value>
      </tag>
    </data tags>
  </subscribe>
</deny_rule>

```

9.4.1.4 DomainParticipant example permissions document (non normative)

Following is an example permissions document that is written according to the XSD described in the previous sections.

IDSSEC11-5 - Miscellaneous typos/inconsistencies

IDSSEC11-6 - Permissions XSD and XML files are inconsistent with ...

IDSSEC11-56 Permissions grant rule with no specified topic

```

<?xml version="1.0" encoding="UTF-8"?>
<dds xmlns:xsi="http://www.w3.org/2001/XMLSchema-instance"
  xsi:noNamespaceSchemaLocation="http://www.omg.org/spec/DDS-
  Security/20170801/omg_shared_ca_permissions.xsd">
  <permissions>
    <grant name="ShapesPermission">
      <subject name>emailAddress=cto@acme.com, CN=DDS Shapes Demo, OU=CTO
      Office, O=ACME Inc., L=Sunnyvale, ST=CA, C=US</subject name>
      <validity>
        <!-- Format is CCYY-MM-DDThh:mm:ss[Z|(+|-)hh:mm] The time zone may
        be specified as Z (UTC) or (+|-)hh:mm. Time zones that aren't
        specified are considered UTC.
        -->
        <not before>2013-10-26T00:00:00</not before>
        <not after>2018-10-26T22:45:30</not after>
      </validity>
      <allow rule>
        <domains>
          <id>0</id>
        </domains>
        <!-- DDSSEC11-56 - deleted invalid elements -->
      </allow rule>
      <deny rule>
        <domains>
          <id>0</id>
        </domains>
        <publish>
          <topics>
            <topic>Circle1</topic>
          </topics>
        </publish>
        <publish>
          <topics>
            <topic>Square</topic>
          </topics>

```

Deleted: 60303

Deleted: <publish></publish>¶
<subscribe />

```

    <partitions>
      <partition>A partition</partition>
    </partitions>
  </publish>
  <subscribe>
    <topics>
      <topic>Square1</topic>
    </topics>
  </subscribe>
  <subscribe>
    <topics>
      <topic>Tr*</topic>
    </topics>
    <partitions>
      <partition>P1*</partition>
    </partitions>
  </subscribe>
</deny rule>
<allow rule>
  <domains>
    <id>0</id>
  </domains>
  <publish>
    <topics>
      <topic>Cir*</topic>
    </topics>
    <data tags>
      <tag>
        <name>aTagName1</name>
        <value>aTagValue1</value>
      </tag>
    </data tags>
  </publish>
  <subscribe>
    <topics>
      <topic>Sq*</topic>
    </topics>
    <data tags>
      <tag>
        <name>aTagName1</name>
        <value>aTagValue1</value>
      </tag>
      <tag>
        <name>aTagName2</name>
        <value>aTagValue2</value>
      </tag>
    </data tags>
  </subscribe>
  <subscribe>
    <topics>
      <topic>Triangle</topic>
    </topics>
    <partitions>
      <partition>P*</partition>

```

```

</partitions>
<data tags>
  <tag>
    <name>aTagName1</name>
    <value>aTagValue1</value>
  </tag>
</data tags>
</subscribe>
<relay>
  <topics>
    <topic>*</topic>
  </topics>
  <partitions>
    <partition>aPartitionName</partition>
  </partitions>
</relay>
</allow rule>
<default>DENY</default>
</grant>
</permissions>
</dds>

```

9.4.2 DDS:Access:Permissions Types

This sub clause specifies the content and format of the Credential and Token objects used by the DDS:Access:Permissions plugin.

9.4.2.1 DDS:Access:Permissions PermissionsCredentialToken

The DDS:Access:Permissions plugin shall set the attributes of the PermissionsCredentialToken object as specified in the table below.

Table 57- PermissionsCredentialToken class for the builtin AccessControl plugin

Attribute name	Attribute value	
class_id	"DDS:Access:PermissionsCredential"	
properties	name	value
	dds.perm.cert	Contents of the permissions document signed by the PermissionCA that was configured using the Participant PropertyQosPolicy with name "dds.sec.access.permissions"

9.4.2.2 DDS:Access:Permissions PermissionsToken

The DDS:Access:Permissions plugin shall set the attributes of the PermissionsToken object as specified in the table below:

[\[DDSSEC11-93 Revise version of RTPS and provide rules for plugin versions\]](#)

```

Deleted: <?xml version="1.0"
encoding="utf-16"?>
<permissions
xmlns:xsi="http://www.w3.org/20
01/XMLSchema-instance"
xsi:noNamespaceSchemaLocation="
omg_shared_ca_permissions.xsd">
  <grant
name="ShapesPermission">
<subject_name>emailAddress=cto@
acme.com, CN=DDS Shapes Demo,
OU=CTO Office, O=ACME Inc.,
L=Sunnyvale, ST=CA,
C=US</subject_name>
  <validity>
    <!-- Format is
YYYYMMDDHH in GMT -->
<not_before>2013060113</not_bef
ore>
<not_after>2014060113</not_aft
er>
  </validity>
  <deny_rule>
    <domains>
      <id>0</id>
    </domains>
    <publish>
      <topics>
<topic>Circle1</topic>
      </topics>
    </publish>
    <topics>
<topic>Square</topic>
      </topics>
    </partitions>
<partition>A_partition</partiti
on>
      </partitions>
    </publish>
    <subscribe>
      <topics>
<topic>Square1</topic>
      </topics>
    </subscribe>
    <subscribe>
      <topics>

```

Formatted: Table caption, Don't keep with next

Deleted: 5757575649

Deleted:

Table 58—PermissionsToken class for the builtin AccessControl plugin

Attribute name	Attribute value	
<i>class_id</i>	"DDS:Access:Permissions:1.0"	
<i>properties</i> (The presence of each of these properties is optional)	<i>name</i>	<i>value</i>
	dds.perm_ca.sn	The subject name of Permissions CA
	dds.perm_ca.algo	"RSA-2048" or "EC-prime256v1"

Formatted: Table caption, Don't keep with next, Don't keep lines together

Deleted: 5858585750

Deleted:

The value of the *class_id* shall be interpreted as composed of three parts: a *PluginClassName*, a *MajorVersion* and a *MinorVersion* according to the same format described in clause 9.3.2.1.

Accordingly this version of the specification has *PluginClassName* equal to "DDS:Access:Permissions", *MajorVersion* set to 1, and *MinorVersion* set to 0.

If the *MajorVersion* and *MinorVersion* are missing from the *class_id*, it shall be interpreted as being *MajorVersion* 1 and *MinorVersion* 0.

DDSSEC11-137 Missing Mechanism for Detecting Incompatibilities in ParticipantSecurityA...

9.4.2.3 PluginParticipantSecurityAttributes

The *PluginParticipantSecurityAttributes* describe plugin-specific behavior of the builtin DDS:Crypto: AES:GCM-GMAC Crypto affecting the key material and transformations for the RTPS messages and the RTPS submessages related to the builtin Topics.

This is a structured type, whose members are described in the table below:

Formatted: Table caption, Don't keep with next, Don't keep lines together

Deleted: 5959595854

Table 59 – Description of the PluginParticipantSecurityAttributes

<u>Member</u>	<u>Type</u>	<u>Meaning</u>
<u>is_rtps_encrypted</u>	<u>Boolean</u>	<p><u>This field is only used if the ParticipantSecurityAttributes field is_rtps_protected is TRUE. Otherwise it has no effect and it shall be set to FALSE.</u></p> <p><u>This field indicates to the DDS:Crypto:AES:GCM-GMAC plugin whether the RTPS message shall be protected using authenticated encryption or only an authentication code.</u></p> <p><u>If is_rtps_encrypted is TRUE, the CryptoKeyFactory <u>register_local_participant</u> operation shall create key material for performing a GCM authenticated encryption and the CryptoTransform <u>encode_rtps_message</u> operation shall apply the GCM authenticated encryption transformation.</u></p> <p><u>If is_rtps_encrypted is FALSE operation the aforementioned operations shall create key material for performing a GMAC authentication and the CryptoTransform <u>encode_rtps_message</u> operation shall apply the GMAC authentication transformation.</u></p>
<u>is_discovery_encrypted</u>	<u>Boolean</u>	<p><u>This field is only used if the ParticipantSecurityAttributes field is_discovery_protected is TRUE. Otherwise it has no effect and it shall be set to FALSE.</u></p> <p><u>This field indicates to the DDS:Crypto:AES:GCM-GMAC plugin whether the submessages related to the builtin secure discovery endpoints (see 7.4.6) shall be protected using authenticated encryption or only an authentication code.</u></p> <p><u>If is_discovery_encrypted is TRUE, the CryptoKeyFactory <u>register_local_datawriter</u> (in the case of a DataWriter endpoint) or <u>register_local_datareader</u> (in the case of a DataReader endpoint) operation for the builtin secure discovery endpoints shall create key material for performing a GCM authenticated encryption and the CryptoTransform <u>encode_datawriter_submessage</u> and <u>encode_datareader_submessage</u> operations shall apply the GCM authenticated encryption transformation.</u></p> <p><u>If is_discovery_encrypted is FALSE operation the aforementioned operations shall create key material for performing a GMAC authentication and the CryptoTransform <u>encode_rtps_submessage</u> and <u>encode_datawriter_submessage</u> operations shall apply the GMAC authentication transformation.</u></p>

<p><u>is liveliness encrypted</u></p>	<p><u>Boolean</u></p>	<p><u>This field is only used if the ParticipantSecurityAttributes field <i>is liveliness protected</i> is TRUE. Otherwise it has no effect and it shall be set to FALSE.</u></p> <p><u>This field indicates to the DDS:Crypto:AES:GCM-GMAC plugin whether the submessages related to the builtin secure liveliness endpoints (see 7.4.7) shall be protected using authenticated encryption or only an authentication code.</u></p> <p><u>If <i>is liveliness encrypted</i> is TRUE, the CryptoKeyFactory <code>register_local_datawriter</code> (in the case of a DataWriter endpoint) or <code>register_local_datareader</code> (in the case of a DataReader endpoint) operation for the builtin secure liveliness endpoints shall create key material for performing a GCM authenticated encryption and the CryptoTransform <code>encode_datawriter_submessage</code> and <code>encode_datareader_submessage</code> operations shall apply the GCM authenticated encryption transformation.</u></p> <p><u>If <i>is liveliness encrypted</i> is FALSE operation the aforementioned operations shall create key material for performing a GMAC authentication and the CryptoTransform <code>encode_datawriter_submessage</code> and <code>encode_datareader_submessage</code> operations shall apply the GMAC authentication transformation.</u></p>
<p><u>is rtps origin authenticated</u></p>	<p><u>Boolean</u></p>	<p><u>This field is only used if the ParticipantSecurityAttributes field <i>is rtps protected</i> is TRUE. Otherwise it has no effect and it shall be set to FALSE.</u></p> <p><u>This field indicates to the DDS:Crypto:AES:GCM-GMAC plugin whether the RTPS messages shall have additional authentication codes constructed using receiver-specific keys.</u></p> <p><u>If <i>is rtps origin authenticated</i> is TRUE, the CryptoKeyFactory <code>register_matched_remote_participant</code> operation shall create additional receiver-specific key material for performing a GMAC authentication. The CryptoTransform <code>encode_rtps_message</code> operation shall add additional GMAC authentication codes using the receiver-specific key material.</u></p> <p><u>If <i>is rtps origin authenticated</i> is FALSE, the aforementioned operations shall not create additional key material and the CryptoTransform <code>encode_rtps_message</code> shall not add additional GMAC authentication codes.</u></p>

<p><u>is_discovery_origin_authenticated</u></p>	<p><u>Boolean</u></p>	<p><u>This field is only used if the ParticipantSecurityAttributes field is_discovery_protected is TRUE. Otherwise it has no effect and it shall be set to FALSE.</u></p> <p><u>This field indicates to the DDS:Crypto:AES:GCM-GMAC plugin whether the RTPS submessage from or to the builtin secure discovery endpoints shall have additional authentication codes constructed using receiver-specific keys.</u></p> <p><u>If is_discovery_origin_authenticated is TRUE, the <u>CryptoKeyFactory register_matched_datareader (in the case of a DataWriter endpoint) or register_matched_datawriter (in the case of a DataReader endpoint) operation shall create additional receiver-specific key material for performing a GMAC authentication. The CryptoTransform encode_datawriter submessage and encode_datareader submessage operations shall add additional GMAC authentication codes using the receiver-specific key material.</u></u></p> <p><u>If is_discovery_origin_authenticated is FALSE, the <u>aforementioned operations shall not create additional key material and the CryptoTransform encode_datawriter submessage and encode_datareader submessage operations shall not add additional GMAC authentication codes.</u></u></p>
<p><u>is_liveliness_origin_authenticated</u></p>	<p><u>Boolean</u></p>	<p><u>This field is only used if the ParticipantSecurityAttributes field is_liveliness_protected is TRUE. Otherwise it has no effect and it shall be set to FALSE.</u></p> <p><u>This field indicates to the DDS:Crypto:AES:GCM-GMAC plugin whether the RTPS submessage from or to the builtin secure liveliness endpoints shall have additional authentication codes constructed using receiver-specific keys.</u></p> <p><u>If is_liveliness_origin_authenticated is TRUE, the <u>CryptoKeyFactory register_matched_datareader (in the case of a DataWriter endpoint) or register_matched_datawriter (in the case of a DataReader endpoint) operation shall create additional receiver-specific key material for performing a GMAC authentication. The CryptoTransform encode_datawriter submessage and encode_datareader submessage operations shall add additional GMAC authentication codes using the receiver-specific key material.</u></u></p>

		<u>If <i>is_liveliness_origin_authenticated</i> is FALSE, the aforementioned operations shall not create additional key material and the CryptoTransform encode datawriter submessage and encode datareader submessage operations shall not add additional GMAC authentication codes.</u>
--	--	---

IDSSEC11-137 Missing Mechanism for Detecting Incompatibilities in ParticipantSecurityA...

9.4.2.4 Definition of the PluginParticipantSecurityAttributesMask

The PluginParticipantSecurityAttributesMask is used to encode the value of the PluginParticipantSecurityAttributes in a compact way such that it can be included in the ParticipantSecurityInfo, see 7.2.7.

As described in section 7.2.7, in order to communicate, two DomainParticipants need to have the same ParticipantSecurityInfo. As a consequence the PluginParticipantSecurityAttributesMask must also be the same.

The default value for the mask is:

```
#define PLUGIN_PARTICIPANT_SECURITY_ATTRIBUTES_MASK_DEFAULT 0
```

The mapping of the PluginParticipantSecurityAttributes to PluginParticipantSecurityAttributesMask is as follows:

Table 60 – Mapping of PluginParticipantSecurityAttributes to the PluginParticipantSecurityAttributesMask

Formatted: Table caption, Don't keep with next, Don't keep lines together
Deleted: 6060605955

<u>Field in PluginParticipantSecurityAttributes</u>	<u>Corresponding bit in the PluginParticipantSecurityAttributesMask</u>
<u>is rtps encrypted</u>	<u>#define PLUGIN_PARTICIPANT_SECURITY_ATTRIBUTES_FLAG_IS RTPS_ENCRYPTED (0x00000001 << 0)</u>
<u>is discovery encrypted</u>	<u>#define PLUGIN_PARTICIPANT_SECURITY_ATTRIBUTES_FLAG_BUILTIN_IS DISCOVERY ENCRYPTED (0x00000001 << 1)</u>
<u>is liveliness encrypted</u>	<u>#define PLUGIN_PARTICIPANT_SECURITY_ATTRIBUTES_FLAG_IS LIVELINESS ENCRYPTED (0x00000001 << 2)</u>
<u>is rtps origin authenticated</u>	<u>#define PLUGIN_PARTICIPANT_SECURITY_ATTRIBUTES_FLAG_IS RTPS_ORIGIN AUTHENTICATED (0x00000001 << 3)</u>
<u>is discovery origin authenticated</u>	<u>#define PLUGIN_PARTICIPANT_SECURITY_ATTRIBUTES_FLAG_IS DISCOVERY_ORIGIN AUTHENTICATED (0x00000001 << 4)</u>

<u>is_liveliness_origin_authenticated</u>	<pre>#define PARTICIPANT_SECURITY_ATTRIBUTES_FLAG_IS_LIVELINESS_ORIGIN_AUTHENTICATED (0x00000001 << 5)</pre>
---	--

9.4.2.5 PluginEndpointSecurityAttributes

The `PluginEndpointSecurityAttributes` describe plugin-specific behavior of the builtin `DDS::Crypto::AES::GCM-GMAC` Crypto affecting the key material and transformations for endpoints (DataWriters and DataReaders) submessages and submessage payloads.

This is a structured type, whose members are described in the table below:

DDSSEC11-137 Missing Mechanism for Detecting Incompatibilities in ParticipantSecurityA...

Table 61 – Description of the `PluginEndpointSecurityAttributes`

<u>Member</u>	<u>Type</u>	<u>Meaning</u>
<u>is_submessage_encrypted</u>	Boolean	<p>This field is only used if the <code>EndpointSecurityAttributes</code> field <u><i>is_submessage_protected</i></u> is TRUE. Otherwise it has no effect and it shall be set to FALSE.</p> <p>This field indicates to the <code>DDS::Crypto::AES::GCM-GMAC</code> plugin whether the submessage shall be protected using authenticated encryption or only an authentication code.</p> <p><u>If <i>is_submessage_encrypted</i> is TRUE, the <code>CryptoKeyFactory</code> register_local_datawriter (in the case of a DataWriter endpoint) or register_local_datareader (in the case of a DataReader endpoint) operation shall create key material for performing a GCM authenticated encryption and the <code>CryptoTransform</code> operation encode_datawriter_submessage (in the case of a DataWriter endpoint) or encode_datareader_submessage (in the case of a DataReader) shall apply the GCM authenticated encryption transformation.</u></p> <p><u>If <i>is_submessage_encrypted</i> is FALSE operation the aforementioned operations shall create key material for performing a GCM authenticated encryption and the <code>CryptoTransform</code> operation encode_datawriter_submessage (in the case of a DataWriter endpoint) or encode_datareader_submessage (in the case of a DataReader) shall apply the GCM authenticated</u></p>

Formatted: Table caption, Don't keep with next, Don't keep lines together

Deleted: 6161616053

		encryption transformation.
is_submessage_origin_authenticated	Boolean	<p>This field is only used if the EndpointSecurityAttributes field is_submessage_protected is TRUE. Otherwise it has no effect and it shall be set to FALSE.</p> <p>This field indicates to the DDS:Crypto:AES:GCM-GMAC plugin whether the submessage shall have additional authentication codes constructed using receiver-specific keys.</p> <p>If is_submessage_origin_authenticated is TRUE, the CryptoKeyFactory register_matched_datareader (in the case of a DataWriter endpoint) or register_matched_datawriter (in the case of a DataReader endpoint) operation shall create additional receiver-specific key material for performing a GMAC authentication. The CryptoTransform operation encode_datawriter_submessage (in the case of a DataWriter endpoint) or encode_datareader_submessage (in the case of a DataReader) shall add additional GMAC authentication codes using the receiver-specific key material.</p> <p>If is_submessage_origin_authenticated is FALSE, the aforementioned operations shall not create additional key material and the CryptoTransform operation encode_datawriter_submessage (in the case of a DataWriter endpoint) or encode_datareader_submessage (in the case of a DataReader) shall not add additional GMAC authentication codes.</p>
is_payload_encrypted	Boolean	<p>This field is only used if the EndpointSecurityAttributes field is_payload_protected is TRUE. Otherwise it has no effect and it shall be set to FALSE.</p> <p>This field indicates to the DDS:Crypto:AES:GCM-GMAC plugin whether the payload shall be protected using authenticated encryption or only an authentication code.</p> <p>If is_payload_encrypted is TRUE, the CryptoKeyFactory register_local_datawriter (in the case of a DataWriter endpoint) or register_local_datareader (in the case of a DataReader endpoint) operation shall create key material for performing a GCM authenticated encryption and the CryptoTransform encode_serialized_payload</p>

Deleted:Page Break.....

	<p><u>operation shall apply the GCM authenticated encryption transformation.</u></p> <p><u>If <i>is_payload_encrypted</i> is FALSE operation the aforementioned operations shall create key material for performing a GCM authenticated encryption and the <code>CryptoTransform encode_serialized_payload</code> operation shall apply the GCM authenticated encryption transformation.</u></p>
--	--

DDSSSEC11-137 Missing Mechanism for Detecting Incompatibilities in ParticipantSecurityA...

9.4.2.6 Definition of the PluginEndpointSecurityAttributesMask

The `PluginEndpointSecurityAttributesMask` is used to encode the value of the `PluginEndpointSecurityAttributes` in a compact way such that it can be included in the `EndpointSecurityInfo`, see 7.2.8.

As described in section 7.2.8, in order to communicate, two endpoints need to have the same `EndpointSecurityAttributesMask`. As a consequence the `PluginEndpointSecurityAttributesMask` must also be the same.

The default value for the mask is:

```
#define PLUGIN_ENDPOINT_SECURITY_ATTRIBUTES_MASK_DEFAULT 0
```

The mapping of the `PluginEndpointSecurityAttributes` to `PluginEndpointSecurityAttributesMask` is as follows:

Table 62 – Mapping of fields `PluginEndpointSecurityAttributes` to the `PluginEndpointSecurityAttributesMask`

<u>Field in <code>PluginEndpointSecurityAttributes</code></u>	<u>Corresponding bit in the <code>PluginEndpointSecurityAttributesMask</code></u>
<u><code>is_submessage_encrypted</code></u>	<u>#define <code>PLUGIN_ENDPOINT_SECURITY_ATTRIBUTES_FLAG_IS_SUBMESSAGE_ENCRYPTED (0x00000001 << 0)</code></u>
<u><code>is_payload_encrypted</code></u>	<u>#define <code>PLUGIN_ENDPOINT_SECURITY_ATTRIBUTES_FLAG_IS_PAYLOAD_ENCRYPTED (0x00000001 << 1)</code></u>
<u><code>is_submessage_origin_authenticated</code></u>	<u>#define <code>PLUGIN_ENDPOINT_SECURITY_ATTRIBUTES_FLAG_IS_SUBMESSAGE_ORIGIN_AUTHENTICATED (0x00000001 << 2)</code></u>

Deleted: 7.2.87.2.87.2.87.2.87.2.7
Deleted: 7.2.87.2.87.2.87.2.87.2.7

Deleted: 6262626154
Formatted: Table caption, Don't keep with next, Don't keep lines together

9.4.3 DDS:Access:Permissions plugin behavior

The `DDS:Access:Permissions` shall be initialized to have access to the `Permissions CA 2048-bit RSA` public key. As this is a builtin plugin the mechanism for initialization is implementation dependent.

The table below describes the actions that the DDS:Access:Permissions plugin performs when each of the plugin operations is invoked.

[\[DDSSEC11-93 Revise version of RTPS and provide rules for plugin versions\]](#)

[\[DDSSEC11-112 No mechanism to free ParticipantSecurityAttributes ...\]](#)

[\[DDSSEC11-85 Additional typos/inconsistencies\]](#)

Table 63 – Actions undertaken by the operations of the builtin AccessControl plugin

check_create_participant	<p>This operation shall use the <i>permissions_handle</i> to retrieve the cached Permissions and Governance information.</p> <p>If the Governance specifies any topics on the DomainParticipant <i>domain_id</i> with <i>enable_read_access_control</i> set to FALSE or with <i>enable_write_access_control</i> set to FALSE, then the operation shall succeed and return TRUE.</p> <p><u>If the ParticipantSecurityAttributes has <i>is_access_protected</i> set to FALSE, then the operation shall succeed and return TRUE.</u></p> <p>Otherwise the operation shall return FALSE.</p>
check_create_datawriter	<p>This operation shall use the <i>permissions_handle</i> to retrieve the cached Permissions and Governance information.</p> <p>If the Governance specifies a topic or topic-expression on the DomainParticipant <i>domain_id</i> matching the DataWriter topic with <i>enable_write_access_control</i> set to FALSE, then the operation shall succeed and return TRUE.</p> <p>If the Permissions document contains a Grant for the DomainParticipant allowing it to publish the Topic with specified <i>topic_name</i> on all the Publisher's PartitionQosPolicy names and with all the tags in the DataWriter DataTagQosPolicy, then the operation shall succeed and return TRUE.</p> <p>Otherwise the operation shall return FALSE.</p>
check_create_datareader	<p>This operation shall use the <i>permissions_handle</i> to retrieve the cached Permissions and Governance information.</p> <p>If the Governance specifies a topic or topic-expression on the DomainParticipant <i>domain_id</i> matching the DataReader topic with <i>enable_read_access_control</i> set to FALSE, then the operation shall succeed and return TRUE.</p> <p>If the Permissions document contains a Grant for the</p>

Formatted: Table caption, Don't keep with next

Deleted: 6363636251

Deleted: If the Permissions document contains a Grant for the DomainParticipant and the Grant contains an allow rule on the DomainParticipant *domain_id*, then the operation shall succeed and return TRUE.¶

	<p>DomainParticipant allowing it to subscribe the Topic with specified <i>topic_name</i> on all the Subscriber's PartitionQosPolicy names and with all the tags in the DataReader DataTagQosPolicy, then the operation shall succeed and return TRUE.</p> <p>Otherwise the operation shall return FALSE.</p>
check_create_topic	<p>This operation shall use the <i>permissions_handle</i> to retrieve the cached Permissions and Governance information.</p> <p>If the Governance specifies a topic or topic-expression on the DomainParticipant <i>domain_id</i> matching the Topic name with <i>enable_read_access_control</i> set to FALSE or with <i>enable_write_access_control</i> set to FALSE, then the operation shall succeed and return TRUE.</p> <p>If the Permissions document contains a Grant for the DomainParticipant allowing it to publish the Topic with specified <i>topic_name</i>, then the operation shall succeed and return TRUE.</p> <p>If the Permissions document contains a Grant for the DomainParticipant allowing it to subscribe the Topic with specified <i>topic_name</i>, then the operation shall succeed and return TRUE.</p> <p>Otherwise the operation shall return FALSE.</p>
check_local_datawriter_register_instance	This operation shall return TRUE.
check_local_datawriter_dispose_instance	This operation shall return TRUE.
check_remote_participant	<p>This operation shall use the <i>permissions_handle</i> to retrieve the cached <u>local DomainParticipant Governance and the remote DomainParticipant Permissions</u> information.</p> <p><u>If the ParticipantSecurityAttributes has <i>is_access_protected</i> set to FALSE, then the operation shall succeed and return TRUE.</u></p> <p><u>If the <i>PluginClassName</i> or the <i>MajorVersion</i> of the local <i>permissions_token</i> differ from those in the <i>remote_permissions_token</i>, the operation shall return FALSE.</u></p> <p>If the Permissions document contains a Grant for the remote DomainParticipant and the Grant contains an allow rule on the DomainParticipant <i>domain_id</i>, then the operation shall succeed and return TRUE.</p>

Deleted: remote

Deleted: and Governance

Deleted: If the Governance specifies any topics on the DomainParticipant *domain_id* with *enable_read_access_control* set to FALSE or with *enable_write_access_control* set to FALSE, then the operation shall succeed and return TRUE.¶

	Otherwise the operation shall return FALSE.
check_remote_datawriter	<p>This operation shall use the <i>permissions_handle</i> to retrieve the cached <u>local DomainParticipant Governance and the remote DomainParticipant Permissions</u> information.</p> <p>If the Governance specifies a topic or topic-expression on the DomainParticipant <i>domain_id</i> matching the remote DataWriter topic with <i>enable_write_access_control</i> set to FALSE, then the operation shall succeed and return TRUE.</p> <p><u>If the <i>PluginClassName</i> or the <i>MajorVersion</i> of the <i>local permissions token</i> differ from those in the <i>remote permissions token</i>, the operation shall return FALSE.</u></p> <p>If the remote DomainParticipant Permissions document contains a Grant allowing it to publish the DataWriter's <i>topic_name</i> on all the remote Publisher's PartitionQosPolicy names and with all the tags in the remote DataWriter DataTagQosPolicy, then the operation shall succeed and return TRUE.</p> <p>Otherwise the operation shall return FALSE.</p>
check_remote_datareader	<p>This operation shall use the <i>permissions_handle</i> to retrieve the cached <u>local DomainParticipant Governance and the remote DomainParticipant Permissions</u> information.</p> <p>If the Governance specifies a topic or topic-expression on the DomainParticipant <i>domain_id</i> matching the remote DataReader topic with <i>enable_read_access_control</i> set to FALSE, then the operation shall succeed, set the 'allow_relay_only' output parameter to FALSE, and return TRUE.</p> <p><u>If the <i>PluginClassName</i> or the <i>MajorVersion</i> of the <i>local permissions token</i> differ from those in the <i>remote permissions token</i>, the operation shall return FALSE.</u></p> <p>If the Permissions document contains a Grant for the remote DomainParticipant allowing it to subscribe the DataReader's <i>topic_name</i> on all the Subscriber's PartitionQosPolicy names and with all the tags in the DataReader DataTagQosPolicy, then the operation</p>

Deleted: remote

Deleted: and Governance

Deleted: remote

Deleted: and Governance

	<p>shall succeed, set the 'allow_relay_only' output parameter to FALSE, and return TRUE.</p> <p>If the Permissions document contains a Grant for the remote DomainParticipant allowing it to 'relay' the DataReader's <i>topic_name</i>, the operation shall return TRUE and also set the 'allow_relay_only' output parameter to TRUE.</p> <p>Otherwise the operation shall return FALSE.</p>
check_remote_topic	<p>This operation shall use the <i>permissions_handle</i> to retrieve the cached <u>local DomainParticipant Governance and the remote DomainParticipant Permissions</u> information.</p> <p>If the Governance specifies a topic or topic-expression on the DomainParticipant <i>domain_id</i> matching the Topic name with <i>enable_read_access_control</i> set to FALSE or with <i>enable_write_access_control</i> set to FALSE, then the operation shall succeed and return TRUE.</p> <p><u>If the <i>PluginClassName</i> or the <i>MajorVersion</i> of the <i>local permissions token</i> differ from those in the <i>remote permissions token</i>, the operation shall return FALSE.</u></p> <p>If the Permissions document contains a Grant for the DomainParticipant allowing it to publish the Topic with specified <i>topic_name</i>, then the operation shall succeed and return TRUE.</p> <p>If the Permissions document contains a Grant for the DomainParticipant allowing it to subscribe the Topic with specified <i>topic_name</i>, then the operation shall succeed and return TRUE.</p> <p>Otherwise the operation shall return FALSE.</p>
check_local_datawriter_match	This operation shall return TRUE.
check_local_datareader_match	This operation shall return TRUE.
check_remote_datawriter_register_instance	This operation shall return TRUE.
check_remote_datawriter_dispose_instance	This operation shall return TRUE.

Deleted: remote

Deleted: and Governance

get_permissions_token	This operation shall return the PermissionsToken formatted as described in 9.4.2.2.
get_permissions_credential_token	This operation shall return the PermissionsToken formatted as described in 9.4.2.1
set_listener	This operation shall save a reference to the listener object and associate it with the specified PermissionsHandle.
return_permissions_token	This operation shall behave as specified in 8.4.2.9.20 .
return_permissions_credential_token	This operation shall behave as specified in 8.4.2.9.21 .
validate_local_permissions	<p>This operation shall receive the DomainId and DomainParticipantQos from which it can access the Identity Certificate, Signed Domain Governance and Signed Permissions document.</p> <p>The operation shall check the subject name in the Identity Certificate matches the one from the Signed Permissions document.</p> <p>The operation shall verify the signature of the Signed Domain Governance and Signed Permissions document by the configured Permissions CA.</p> <p>If all of these succeed, the operation shall cache the Permissions (see 9.4.1.3.1) from the certificate and return an opaque handle that the plugin can use to refer to the saved information. Otherwise the operation shall return an error.</p>
validate_remote_permissions	<p>This operation shall invoke the operation get_authenticated_peer_credential_token on the <i>auth_plugin</i> passing the <i>remote_identity_handle</i> to retrieve the AuthenticatedPeerCredentialToken (see 0) for the remote DomainParticipant.</p> <p>The AuthenticatedPeerCredentialToken contains both the Identity Certificate and the Signed Permissions Document obtained from the remote DomainParticipant during the Authentication.</p> <p>The operation shall check the subject name in the Signed Permissions Document matches the one in the Identity Certificate.</p> <p>The operation shall verify the signature of the Signed Permissions Document by the configured Permissions CA.</p> <p>If all of these succeed, the operation shall cache the Permission Section from the Signed Permissions Document</p>

Deleted: 8.4.2.9.208.4.2.9.208.4.2.9.208.4.2.9.208.4.2.6.20

Deleted: 8.4.2.9.218.4.2.9.218.4.2.9.218.4.2.9.218.4.2.6.21

	and return an opaque handle that the plugin can use to refer to the saved information. Otherwise the operation shall return an error.
get_participant_sec_attributes	<p>This operation shall use the <i>permissions_handle</i> to retrieve the cached Permissions and Governance information.</p> <p>Based on the Governance document rules for the DomainParticipant <i>domain_id</i> the operation shall fill the <i>attributes</i> output parameter. The fields of the ParticipantSecurityAttributes <i>attributes</i> shall be set according to the following rules:</p> <p>If the Governance document has the element <i>allow_unauthenticated_participants</i> set to FALSE, the <i>attributes</i> field <i>allow_unauthenticated_participants</i> shall be set to FALSE. Otherwise the field shall be set to TRUE.</p> <p>If the Governance document has the element <i>enable_join_access_control</i> set to FALSE, the <i>attributes</i> field <i>is_access_protected</i> shall be set to FALSE. Otherwise the field shall be set to TRUE.</p> <p>If the Governance document has the element <i>rtps_protection_kind</i> set to NONE, the <i>attributes</i> field <i>is_rtps_protected</i> shall be set to FALSE. Otherwise the field shall be set to TRUE.</p>
<u>return_participant_sec_attributes</u>	<u>This operation shall behave as specified in 8.4.2.9.26.</u>
<u>return_datawriter_sec_attributes</u>	<u>This operation shall behave as specified in 8.4.2.9.27.</u>
<u>.return_datareader_sec_attributes</u>	<u>This operation shall behave as specified in 8.4.2.9.28.</u>

Deleted: 8.4.2.9.268.4.2.9.268.4.2.9.268.4.2.9.268.4.2.6.25

Deleted: 8.4.2.9.278.4.2.9.278.4.2.9.278.4.2.9.278.4.2.9.278.4.2.6.26

Deleted: 8.4.2.9.288.4.2.9.288.4.2.9.288.4.2.9.288.4.2.9.288.4.2.6.27

9.5 Builtin Crypto: DDS:Crypto: AES-GCM-GMAC

The builtin Cryptographic plugin is referred to as “DDS:Crypto: AES-GCM-GMAC” plugin.

DDS:Crypto: AES-GCM-GMAC provides authenticated encryption using Advanced Encryption Standard (AES) in Galois Counter Mode (AES-GCM) [45]. It supports two AES key sizes: 128 bits and 256 bits. It may also provide additional reader-specific message authentication codes (MACs) using Galois MAC (AES-GMAC) [45].

The definition of the AES-GCM and AES-GMAC transformations shall be as specified in NIST SP 800-38D [45] specialized to 128-bit and 256-bit AES keys with 96-bit Initialization Vector. The most relevant aspects are summarized below.

The AES-GCM authenticated encryption operation is a transformation that takes the four inputs and produces two outputs, symbolically:

$$C, T = \text{AES-GCM}(K, P, \text{AAD}, \text{IV})$$

The AES-GCM inputs are described in [Table 64](#) below.

Table 64 – AES-GCM transformation inputs

<i>Input</i>	<i>Description</i>
<i>K</i>	The 128-bit key to be used with the AES-128 block cipher or the 256-bit key to be used with the AES-256 block cipher.
<i>P</i>	The plaintext. This is the data to encrypt and authenticate. It may be empty in case we only want to authenticate data.
<i>AAD</i>	Additional Authenticated Data. This is data beyond the plaintext that will only be authenticated. I.e. it is not encrypted.
<i>IV</i>	Initialization Vector. This is a 96-bit NONCE that shall not be repeated for the same key.

Deleted: Table 64Table 64Table 64Table 6352Table 52

Formatted: Table caption, Don't keep with next, Don't keep lines together

Deleted: 6464646352

The AES-GCM transformation outputs are described in [Table 65](#) below.

Table 65 – AES-GCM transformation outputs

<i>Input</i>	<i>Description</i>
<i>C</i>	Ciphertext. This is the encryption of the plaintext “P”.
<i>T</i>	Authentication Tag. This is a Message Authentication Code (MAC) that provides authentication for the Ciphertext (C) and the Additional Authenticated Data (AAD).

Deleted: Table 65Table 65Table 65Table 6453Table 53

Formatted: Table caption, Don't keep with next, Don't keep lines together

Deleted: 6565656453

AES-GCM uses AES in counter mode with a specific incrementing function called “inc32” used to generate the counter blocks. As recommended in section 5.2.1.1 of NIST SP 800-38D [45] the counter blocks shall be created from the 96-bit Initialization Vector as follows:

- The initial value of the 128-bit counter block is a 128-bit string containing the IV as the leading 96 bits and zeros the remaining right-most 32 bits.
- Incremental values of the 128-bit counter block used to encrypt each block are obtained using the “inc32” function which increments the right-most 32 bits of the string, regarded as the binary representation of a big-endian integer, modulo 2^{32} . The inc32 operation does not touch the leading 96 bits.

The AES-GMAC transformation is defined as the special case where the plaintext “P” is empty (zero length). This transformation produces only an Authentication Tag (Message Authentication Code) on the AAD data:

$T = \text{AES-GMAC}(K, \text{AAD}, \text{IV}) = \text{AES-GCM}(K, "", \text{AAD}, \text{IV})$

The use of (Galois) counter mode allows authenticated decryption of blocks in arbitrary order. All that is needed to decrypt and validate the authentication tag are the Key and the Initialization Vector. This is very important for DDS because a `DataReader` may not receive all the samples written by a matched `DataWriter`. The use of DDS `ContentFilteredTopics` as well as DDS QoS policies such as `History` (with `KEEP_LAST` kind), `Reliability` (with `BEST_EFFORTS` kind), `Lifespan`, and `TimeBasedFilter`, among others, can result in a `DataReader` receiving a subset of the samples written by a `DataWriter`.

The AES-GCM transformation produces both the ciphertext and a message authentication code (MAC) using the same secret key. This is sufficient to protect the plaintext and ensure integrity. However there are situations where multiple MACs are required. For example when a `DataWriter` shares the same Key with multiple `DataReaders` and, in spite of this, the `DataWriter` needs to ensure message-origin authentication. In this situation the `DataWriter` should create a separate “reader-specific key” used only for authentication and append additional reader-specific MACs, each computed with one of the reader-specific keys.

Deleted:

9.5.1 Configuration

The `DDS:Crypto:AES-GCM-GMAC` plugin requires no additional configuration as part of this specification. However this specification reserves all `PropertyQoS` names with the prefix “*dds.sec.crypto.*” for use in future revisions of this specification.

9.5.2 DDS:Crypto:AES-GCM-GMAC Types

The `Cryptographic` plugin defines a set of generic data types to be used to initialize the plugin and to externalize the properties and material that must be shared with the applications that need to decode the cipher material, verify signatures, etc.

Each plugin implementation defines the contents of these types in a manner appropriate for the algorithms it uses. All “Handle” types are local opaque handles that are only understood by the local plugin objects that create or use them. The remaining types shall be fully specified so that independent implementations of `DDS:Crypto:AES-GCM-GMAC` can interoperate.

9.5.2.1 DDS:Crypto:AES-GCM-GMAC CryptoToken

The `DDS:Crypto:AES-GCM-GMAC` plugin shall set the attributes of the `CryptoToken` object as specified in the table below:

[\[DDSSEC11-27 Inconsistent Behavior for Secure Volatile Endpoints\]](#)

[\[DDSSEC11-42 Table 51 CryptoToken should specify endianness of binary properties...\]](#)

Table 66 – `CryptoToken` class for the builtin `Cryptographic` plugin

<i>Attribute name</i>	<i>Attribute value</i>	
<i>class_id</i>	“DDS:Crypto:AES_GCM_GMAC”	
<i>binary_properties</i>	<i>name</i>	<i>value</i>

Formatted: Table caption

Deleted: 6666666554

Formatted: Spanish (Spain-Traditional Sort)

	dds.cryp.keymat	The Big Endian_CDR Serialization of the KeyMaterial_AES_GCM_GMAC structure defined below.
--	-----------------	---

Deleted: result of encrypting the

Deleted: ¶
 The encryption uses the logic of the encode_serialized_payload operation, so the serialized KeyMaterial is first placed inside a SerializedPayload submessage element and the output contains the SecureDataHeader, SecureDataBody, and SecureDataTag.¶
 The encryption uses the KxKey material derived from the SharedSecret as described in 9.5.2.1.2.

9.5.2.1.1 KeyMaterial_AES_GCM_GMAC structure

The contents and serialization of the KeyMaterial_AES_GCM_GMAC structure are described by the Extended IDL below.

Note: The types CryptoTransformationKind and CryptoTransformKeyId were defined in section 8.5.1.5.

DDSSSEC11-85 Additional typos/inconsistencies

```

/* Valid values for CryptoTransformKind */

/* No encryption, no authentication tag */
#define CRYPTO_TRANSFORMATION_KIND_NONE          {0, 0, 0, 0}

/* No encryption.
   One AES128-GMAC authentication tag using the sender_key
   Zero or more AES128-GMAC auth. tags with receiver specific keys */
#define CRYPTO_TRANSFORMATION_KIND_AES128_GMAC   {0, 0, 0, 1}

/* Authenticated Encryption using AES-128 in Galois Counter Mode
   (GCM) using the sender key.
   The authentication tag using the sender_key obtained from GCM
   Zero or more AES128-GMAC auth. tags with receiver specific keys */
#define CRYPTO_TRANSFORMATION_KIND_AES128_GCM   {0, 0, 0, 2}

/* No encryption.
   One AES256-GMAC authentication tag using the sender_key
   Zero or more AES256-GMAC auth. tags with receiver specific keys */
#define CRYPTO_TRANSFORMATION_KIND_AES256_GMAC   {0, 0, 0, 3}

/* Authenticated Encryption using AES-256 in Galois Counter Mode
   (GCM) using the sender key.
   The authentication tag using the sender_key obtained from GCM
   Zero or more AES256-GMAC auth. tags with receiver specific keys */
#define CRYPTO_TRANSFORMATION_KIND_AES256_GCM   {0, 0, 0, 4}

```

```

@extensibility(FINAL)
struct KeyMaterial_AES_GCM_GMAC {
    CryptoTransformKind transformation_kind;
    sequence<octet, 32> master_salt;

    CryptoTransformKeyId sender_key_id;
    sequence<octet, 32> master_sender_key;

```

Deleted: //

Deleted: E

Deleted: _EXTENSIBILITY


```

CryptoTransformKeyId receiver_specific_key_id;
sequence<octet, 32> master_receiver_specific_key;
};

```

DDSSEC11-11 - How is single-MAC versus MAC-per-reader configured?

typedef

sequence<KeyMaterial AES GCM GMAC> KeyMaterial AES GCM GMAC Seq;

A zero value for *receiver_specific_key_id* indicates there is no receiver-specific authentication tags and shall occur if and only if the length of the *master_receiver_specific_key* is also zero.

9.5.2.1.2 Key material used by the BuiltinParticipantVolatileMessageSecureWriter and BuiltinParticipantVolatileMessageSecureReader

The Key Material used by the *BuiltinParticipantVolatileMessageSecureWriter* and *BuiltinParticipantVolatileMessageSecureReader* shall be derived from the SharedSecret obtained as part of the authentication process. The attributes of the KeyMaterial_AES_GCM_GMAC shall be set as described in [Table 67](#), below. This uses HMAC-Based Key Derivation (HKDF) recommended in IETF RFC 5869 [50].

DDSSEC11-53 Specify a transformation kind for ...]

Table 67 – KeyMaterial_AES_GCM_GMAC for BuiltinParticipantVolatileMessageSecureWriter and BuiltinParticipantVolatileMessageSecureReader

<i>Attribute name</i>	<i>Attribute value</i>
transformation_kind	CRYPTO_TRANSFORMATION_KIND_AES256_GCM
master_salt	HMACsha256 (sha256(Challenge1 KxSaltCookie Challenge2) , SharedSecret) The parameters to the above functions are defined in Table 68 , In the case where transformation_kind is CRYPTO_TRANSFORMATION_KIND_AES128_GCM this is truncated to the first 128 bits.
sender_key_id	0
master_sender_key	HMACsha256 (sha256(Challenge2 KxKeyCookie Challenge1) , SharedSecret) The parameters to the above functions are defined in Table 68 , In the case where transformation_kind is CRYPTO_TRANSFORMATION_KIND_AES128_GCM this is truncated to the first 128 bits.
receiver_specific_key_id	0
master_receiver_specific_key	Zero-length sequence

Deleted: Table 67Table 67Table 67Table 6655Table 55

Formatted: Table caption

Deleted: 6767676655

Deleted: CRYPTO_TRANSFORMATION_KIND_AES128_GCM or

Deleted: Table 68Table 68Table 68Table 6756Table 56

Deleted: Table 68Table 68Table 68Table 6756Table 56

Table 68 – Terms used in KxKey and KxMacKey derivation formula for the builtin Cryptographic plugin

<i>Term</i>	<i>Meaning</i>
Challenge1	The challenge that was sent in the <i>challenge1</i> attribute of the HandshakeRequestMessageToken as part of the Authentication protocol. This information shall be accessible from the SharedSecretHandle.
Challenge2	The challenge that was sent in the <i>challenge2</i> attribute of the HandshakeReplyMessageToken as part of the Authentication protocol. This information shall be accessible from the SharedSecretHandle.
SharedSecret	The shared secret established as part of the key agreement protocol. This information shall be accessible from the SharedSecretHandle.
KxKeyCookie	The 16 bytes in the string “key exchange key”
KxSaltCookie	The 16 bytes in the string “keyexchange salt”
data1 data2 data3	The symbol ‘ ’ is used to indicate byte string concatenation
HMACsha256(key, data)	Computes the hash-based message authentication code on ‘data’ using the key specified as first argument and a SHA256 hash as defined in [27].

Formatted: Table caption

Deleted: 6868686756

9.5.2.2 DDS:Crypto:AES-GCM-GMAC CryptoTransformIdentifier

The DDS:Crypto:AES-GCM-GMAC shall set the CryptoTransformIdentifier attributes as specified in the table below:

Table 69 – CryptoTransformIdentifier class for the builtin Cryptographic plugin

<i>Attribute</i>	<i>Value</i>
transformation_kind	Set to one of the following values (see section 9.5.2.1.1): CRYPTO_TRANSFORMATION_KIND_NONE CRYPTO_TRANSFORMATION_KIND_AES128_GMAC CRYPTO_TRANSFORMATION_KIND_AES128_GCM CRYPTO_TRANSFORMATION_KIND_AES256_GMAC CRYPTO_TRANSFORMATION_KIND_AES256_GCM The variants containing AES128 in their name indicate that the encryption and/or authentication use AES with 128-bit key as the underlying cryptographic engine. These variants

Formatted: Spanish (Spain-Traditional Sort)

Formatted: Spanish (Spain-Traditional Sort)

Field Code Changed

Formatted: Table caption

Deleted: 6969696857

	<p>shall have <i>master_sender_key</i> with 16 octets in length and <i>master_receiver_specific_key</i> with either zero or 16 octets in length.</p> <p>The variants containing AES256 in their name indicate that the encryption and/or authentication use AES with 256-bit key as the underlying cryptographic engine. These variants shall have <i>master_sender_key</i> with 32 octets in length and <i>master_receiver_specific_key</i> with either zero or 32 octets in length.</p> <p>The variants with name ending with GCM indicate that the transformation is the standard authenticated encryption operation known as AES-GCM (AES using Galois Counter Mode) where the plaintext is encrypted and followed by an authentication tag computed using the same secret key. These variants may contain zero or more receiver-specific authentication tags. If <i>receiver_specific_key_id</i> is set to zero there shall be no receiver-specific tags otherwise there shall be one or more receiver-specific tags.</p> <p>The variants ending in GMAC indicate that there is no encryption (i.e., the <i>ciphertext</i> matches the input <i>plaintext</i>) and there is an authentication tag computed using the sender key that is shared with all the readers. These variants may contain zero or more receiver-specific authentication tags. If <i>receiver_specific_key_id</i> is set to zero there shall be no receiver-specific tags otherwise there shall be one or more receiver-specific tags.</p>
transformation_key_id	This is set to a different value each time new Key Material is produced by a DomainParticipant. The algorithm used is implementation specific but it shall avoid repeating the values for the same DomainParticipant.

IDSSEC11-7 Inconsistency in SubMessage and SubMessageElement naming ...

9.5.2.3 DDS: Crypto: AES-GCM-GMAC CryptoHeader

The DDS: Crypto: AES-GCM-GMAC CryptoTransform interface has several operations that transform plain text into cipher text. The cipher-text created by these “encode” operations contains a CryptoHeader that is interpreted by the corresponding “decode” operations on the receiving side.

The CryptoHeader structure is described by the Extended IDL below:

IDSSEC11-54 Specify Endianness to be Used in Ciphertext

IDSSEC11-85 Additional typos/inconsistencies

```
// Serialized as Big Endian
@extensibility(FINAL)
```

Deleted: SecureDataHeader

Deleted: SecureDataHeader

Deleted: SecureDataHeader

Deleted: @Extensibility(FINAL_EXT
ENSIBILITY)

```

struct CryptoHeader {
    CryptoTransformIdentifier transform_identifier;
    octet                    session_id[4];
    octet                    initialization_vector_suffix[8];
};

```

Deleted: SecureDataHeader

IDSSEC11-7 Inconsistency in SubMessage and SubMessageElement naming ...

As indicated by the IDL above, the plugin_crypto_header_extra attribute introduced in section 7.3.6.4.2 consists of the session_id and the initialization_vector_suffix.

Deleted: plugin_sec_header

The transformation_identifier combined with the identity of the sending DomainParticipant uniquely identifies the KeyMaterial used to transform the plaintext into the cipher text.

The session_id combined with the KeyMaterial uniquely identifies the cryptographic keys used for the encryption and MAC operations.

The initialization_vector_suffix combined with the session_id uniquely identifies the Initialization Vector used as part of the AES-GCM and AES-GMAC transformations.

The CryptoHeader structure shall be serialized using Big Endian serialization (a.k.a. network byte order).

IDSSEC11-7 Inconsistency in SubMessage and SubMessageElement naming ...

9.5.2.4 DDS:Crypto:AES-GCM-GMAC CryptoContent

Deleted: SecureDataBody

The DDS:Crypto:AES-GCM-GMAC CryptoTransform interface has operations that transform plaintext into cipher text. The cipher-text created by some of these “encode” operations contains a CryptoContent submessage element (see 7.3.6.2) that is interpreted by the corresponding “decode” operations on the receiving side.

Deleted: SecureDataBody

Deleted: 0

Deleted: SecureDataBody

The CryptoContent structure is described by the Extended IDL below:

IDSSEC11-54 Specify Endianness to be Used in Ciphertext

IDSSEC11-7 Inconsistency in SubMessage and SubMessageElement naming ...

IDSSEC11-85 Additional typos/inconsistencies

```

// Serialized as Big Endian
@extensibility(FINAL)
struct CryptoContent {
    sequence<octet> crypto_content;
};

```

Deleted: @Extensibility(FINAL_EXTENSIBILITY)

Deleted: SecureDataBody

Deleted: secure_data

The CryptoContent structure shall be serialized using Big Endian serialization (a.k.a. network byte order).

Deleted: SecureDataBody

IDSSEC11-7 Inconsistency in SubMessage and SubMessageElement naming ...

9.5.2.5 DDS:Crypto:AES-GCM-GMAC CryptoFooter

The DDS:Crypto:AES-GCM-GMAC `CryptoTransform` interface has several operations that transform plaintext into cipher text. The cipher-text created by these “encode” operations contains a CryptoFooter that is interpreted by the corresponding “decode” operations on the receiving side.

The CryptoFooter structure is described by the Extended IDL below:

[\[DDSSEC11-54 Specify Endianness to be Used in Ciphertext\]](#)

[\[DDSSEC11-7 Inconsistency in SubMessage and SubMessageElement naming ...\]](#)

[\[DDSSEC11-85 Additional typos/inconsistencies\]](#)

```
// Serialized as Big Endian
@extensibility(FINAL)
struct ReceiverSpecificMAC {
    CryptoTransformKeyId receiver_mac_key_id;
    octet receiver_mac[16];
};

// Serialized as Big Endian
@extensibility(FINAL)
struct CryptoFooter {
    octet common_mac[16];
    sequence<ReceiverSpecificMAC> receiver_specific_macs;
};
```

As indicated by the IDL above, the crypto_footer attribute introduced in section 7.3.6.5 consists of the common_mac and the receiver_specific_macs.

The receiver-specific Message Authentication Codes (MACs) are computed with a secret key that the sender shares only with one receiver. The receiver-specific MACs provide message_origin authentication to the receiver even when the sender is communicating with multiple receivers via multicast and shares the same encryption key will all of them.

[The ReceiverSpecificMAC and CryptoFooter structures shall be serialized using Big Endian serialization \(a.k.a. network byte order\).](#)

9.5.3 DDS:Crypto:AES-GCM-GMAC plugin behavior

This plugin implements three interfaces: `CryptoKeyFactory`, `CryptoKeyExchange`, and `CryptoTransform`. Each is described separately.

9.5.3.1 `CryptoKeyFactory` for DDS:Crypto:AES-GCM-GMAC

The table below describes the actions that the DDS:Crypto:AES-GCM-GMAC when each of the `CryptoKeyFactory` plugin operations is invoked.

[\[DDSSEC11-8 - Crypto factory plugin implementation key generation\]](#)

[\[DDSSEC11-11 - How is single-MAC versus MAC-per-reader configured\]](#)

Deleted: SecureDataTag

Deleted: SecureDataTag

Deleted: SecureDataTag

Deleted: @Extensibility(FINAL_EXTENSIBILITY)

Deleted: @Extensibility(FINAL_EXTENSIBILITY)

Deleted: SecureDataTag

Deleted: plugin_sec_tag

Deleted:

DDSSSEC11-85 Additional typos/inconsistencies

Table 70 – Actions undertaken by the operations of the builtin Cryptographic CryptoKeyFactory plugin

Formatted: Table caption

Deleted: 7070706958

register_local_participant	<p>This operation shall create a new KeyMaterial_AES_GCM_GMAC object and return a handle that the plugin can use to access the created object. We will refer to this object by the name: ParticipantKeyMaterial.</p> <p>The <i>transformation_kind</i> for the ParticipantKeyMaterial object <u>determines whether the transformation performs authentication only (GMAC) or authenticated encryption (GCM). The selection between these two options shall be done according to the setting of the RTPS Protection Kind (see 9.4.1.2.5.6).</u></p> <p><u>The transformation_kind also determines whether the encryption and/or authentication uses 128-bit or 256-bit keys. This aspect shall be configurable but the configuration mechanism is not specified.</u></p>
register_matched_remote_participant	<p>This operation shall associate the SharedSecret received as an argument with the local and remote ParticipantCryptoHandle.</p> <p>This operation shall create a new KeyMaterial_AES_GCM_GMAC object and associate it with the local and remote ParticipantCryptoHandle pair. We will refer to this object by the name: Participant2ParticipantKeyMaterial.</p> <p>The <u>Participant2ParticipantKeyMaterial transformation_kind, master_salt, and master_sender_key, and sender_key_id</u> shall match those of the ParticipantKeyMaterial.</p> <p><u>If the RTPS Protection Kind (see 9.4.1.2.5.6) does not specify the use of origin authentication, then the receiver_specific_key_id shall be set to zero and the master_receiver_specific_key shall be set to the empty sequence.</u></p> <p><u>If the RTPS Protection Kind (see 9.4.1.2.5.6) specifies the use of origin authentication, then a new secret key (MasterReceiverParticipantSpecificKey) shall be created, the receiver_specific_key_id shall be set to identify this new key, and the master_receiver_specific_key field shall contain MasterReceiverParticipantSpecificKey.</u></p> <p>The Participant2ParticipantKeyMaterial shall be used to <u>transform and</u> authenticate the RTPS messages.</p> <p><u>The Participant2ParticipantKeyMaterial shall be sent to the remote DomainParticipant using the operations of the</u></p>

	<p><u>CryptoKeyExchange.</u></p> <p>This operation also creates a <code>KeyMaterial_AES_GCM_GMAC</code> object derived from the <code>SharedSecret</code> passed as a parameter. This key material shall be associated with the local and remote <code>ParticipantCryptoHandle</code> pair. We will refer to this key material as the <code>Participant2ParticipantKxKeyMaterial</code>. It is used to exchange key material between <code>DomainParticipant</code> entities.</p>
<p><code>register_local_datawriter</code></p>	<p>This operation shall create a new <code>KeyMaterial_AES_GCM_GMAC_Seq</code> object and returns a handle that the plugin can use to access the created object. We will refer to this object by the name: <code>WriterKeyMaterialSeq</code>. <u>The sequence may contain one or two elements depending on the settings of the Metadata Protection Kind (see 9.4.1.2.6.6) and Data Protection Kind (see 9.4.1.2.6.7).</u></p> <p><u>If the Metadata Protection Kind is different from NONE, then the operation shall create a <code>KeyMaterial_AES_GCM_GMAC</code> to use for the <code>encode_datawriter</code> submessage operation. In addition, this key material shall appear as the first element in the <code>KeyMaterial_AES_GCM_GMAC_Seq</code>.</u></p> <p><u>If the Data Protection Kind is different from NONE, then the operation shall create a <code>KeyMaterial_AES_GCM_GMAC</code> to use for the <code>encode_serialized_payload</code> operation.</u></p> <p><u>In the case where both meta-data protection and data protection are the same, it is allowed for an implementation to reuse the same key material for both. In this case the <code>KeyMaterial_AES_GCM_GMAC_Seq</code> would contain only one element. This “key reuse” aspect shall be configurable but the configuration mechanism is not specified.</u></p> <p><u>The <i>transformation_kind</i> for the <code>KeyMaterial_AES_GCM_GMAC</code> objects determines whether the transformation performs authentication only (GMAC) or encryption followed by authentication (GCM). The selection between these two options for each created <code>KeyMaterial_AES_GCM_GMAC</code> object shall be done according to the setting of corresponding Protection Kind.</u></p> <p><u>The <i>transformation_kind</i> for the <code>KeyMaterial_AES_GCM_GMAC</code> objects also determines whether the encryption and/or authentication uses 128-bit or 256-bit keys. This aspect shall be configurable but the configuration mechanism is not specified.</u></p>
<p><code>register_matched_remote_datareader</code></p>	<p>This operation shall create a new <code>KeyMaterial_AES_GCM_GMAC_Seq</code> object and associate it with the local <code>DatawriterCryptoHandle</code> and remote <code>DatareaderCryptoHandle</code> pair. We will refer to this object by the</p>

Deleted: there is

	<p>name: <code>Writer2ReaderKeyMaterialSeq</code>.</p> <p>The <u>first elements of the <code>Writer2ReaderKeyMaterialSeq</code> shall contain the elements of the <code>WriterKeyMaterialSeq</code>.</u></p> <p><u>Additional elements depend on whether the Metadata Protection Kind (see 9.4.1.2.6.6) specified the use of origin authentication.</u></p> <p><u>If the Metadata Protection Kind (see 9.4.1.2.6.6) specified the use of origin authentication, the first element of the <code>Writer2ReaderKeyMaterialSeq</code> shall contain a non-zero <i>receiver specific key id</i> that identifies a new key created by this operation. The new key (<code>MasterReceiverREndpointSpecificKey</code>) shall be stored in the <i>master receiver specific key</i>. This <i>master receiver specific key</i> shall be shared only with that one specific remote <code>DataReader</code> so that it can be used to authenticate the <code>DataWriter</code> that originated the message.</u></p> <p>The <code>Writer2ReaderKeyMaterialSeq</code> shall be sent to the remote <code>DataReader</code> such that it can process the <code>CryptoTransform</code> encoded from the <code>DataWriter</code>.</p>
<code>register_local_datareader</code>	<p>This operation shall create a new <code>KeyMaterial_AES_GCM_GMAC</code> object and return a handle that the plugin can use to access the created object. We will refer to this object by the name: <code>ReaderKeyMaterial</code>.</p> <p>The <u><i>transformation_kind</i> for the <code>ReaderKeyMaterial</code> object determines whether the transformation performs authentication only (GMAC) or encryption followed by authentication (GCM). The selection between these two options shall be done according to the setting of the Data Protection Kind (see 9.4.1.2.6.7).</u></p> <p><u>The <i>transformation_kind</i> also determines whether the encryption and/or authentication uses 128-bit or 256-bit keys. This aspect shall be configurable but the configuration mechanism is not specified.</u></p>

- Deleted:** *transformation_kind*, *master_salt*, and *master_sender_key*, and *sender_key_id* for the `Writer2ReaderKeyMaterial` object shall match those in the `DataWriter`
- Deleted:** ., except for the modifications specified below.
- Deleted:**

register_matched_remote_datawriter	<p>This operation shall create a new KeyMaterial_AES_GCM_GMAC object and associate it with the local DatareaderCryptoHandle and remote DatawriterCryptoHandle pair. We will refer to this object by the name: Reader2WriterKeyMaterial.</p> <p>The <i>transformation_kind</i>, <i>master_salt</i>, and <i>master_sender_key</i>, <u>and sender key id</u> for the Reader2WriterKeyMaterial object shall match those in the DataReader ReaderKeyMaterial.</p> <p><u>If the Metadata Protection Kind (see 9.4.1.2.6.6) does not specify the use of origin authentication, then the receiver specific key id shall be set to zero and the master_receiver_specific key shall be set to the empty sequence.</u></p> <p><u>If the Metadata Protection Kind (see 9.4.1.2.6.6) specifies the use of origin authentication, then a new secret key (MasterReceiverWEndpointSpecificKey) shall be created, the receiver specific key id shall be set to identify this new key, and the master_receiver_specific key field shall contain MasterReceiverWEndpointSpecificKey.</u></p> <p>The Reader2WriterKeyMaterial shall be sent to the remote DataWriter such that it can process the ciphertext from the DataReader.</p>
unregister_participant	Releases any resources allocated on the corresponding call to register_local_participant, or register_matched_remote_participant.
unregister_datawriter	Releases any resources allocated on the corresponding call to register_local_datawriter, or register_matched_remote_datawriter.
unregister_datareader	Releases any resources allocated on the corresponding call to register_local_datareader, or register_matched_remote_datareader.

9.5.3.2 CryptoKeyExchange for DDS: Crypto: AES-GCM-GMAC

The table below describes the actions that the DDS: Crypto: AES-GCM-GMAC when each of the CryptoKeyExchange plugin operations is invoked.

IDSSEC11-27 Inconsistent Behavior for Secure Volatile Endpoints

Table 71 – Actions undertaken by the operations of the builtin Cryptographic CryptoKeyExchange plugin

create_local_participant_crypto_tokens	<p>Creates a DDS: Crypto: AES-GCM-GMAC CryptoToken object and returns it in the output sequence.</p> <p>The CryptoToken contains the Participant2ParticipantKeyMaterial created on the call to register_matched_remote_participant for the</p>
--	--

Formatted: Table caption

Deleted: 7171717059

	remote_participant_crypto_v
set_remote_participant_crypto_tokens	Shall receive the sequence containing one CryptoToken object that was created by the corresponding call to create_local_participant_crypto_tokens on the remote side_v
create_local_datawriter_crypto_tokens	Creates a DDS:Crypto:AES-GCM-GMAC CryptoToken object and returns it in the output sequence. The CryptoToken contains the Writer2ReaderKeyMaterial created on the call to register_matched_remote_datareader for the remote_datareader_crypto_v
set_remote_datawriter_crypto_tokens	Shall receive the sequence containing one CryptoToken object that was created by the corresponding call to create_local_datawriter_crypto_tokens on the remote side_v
create_local_datareader_crypto_tokens	Creates a DDS:Crypto:AES-GCM-GMAC CryptoToken object and returns it in the output sequence. The CryptoToken contains the Reader2WriterKeyMaterial created on the call to register_matched_remote_datawriter for the remote_datawriter_crypto_v
set_remote_datareader_crypto_tokens	Shall receive the sequence containing one CryptoToken object that was created by the corresponding call to create_local_datareader_crypto_tokens on the remote side_v
return_crypto_tokens	Releases the resources associated with the CryptoToken objects in the sequence.

Deleted: ¶
The CryptoToken object shall be protected by the Participant2ParticipantKxKey.

Deleted: ¶
The operation uses the Participant2ParticipantKxKey associated with the local and remote ParticipantCryptoHandle pair to verify and decode the token and associates the obtained key material with the CryptoHandle pair. The decoded key material shall be referred as RemoteParticipant2ParticipantKeyMaterial.

Deleted: ¶
The CryptoToken object shall be protected by the Participant2ParticipantKxKey.

Deleted: ¶
The operation uses the Participant2ParticipantKxKey associated with the local and remote ParticipantCryptoHandle pair to verify and decode the token and associates the obtained key material with the CryptoHandle pair. The decoded key material shall be referred as RemoteWriter2ReaderKeyMaterial.

Deleted: ¶
The CryptoToken object shall be protected by the Participant2ParticipantKxKey.

Deleted: ¶
The operation uses the Participant2ParticipantKxKey associated with the local and remote ParticipantCryptoHandle pair to verify and decode the token and associates the obtained keys with the CryptoHandle pair. The decoded key material shall be referred as RemoteReader2WriterKeyMaterial.

9.5.3.3 CryptoKeyTransform for DDS:Crypto:AES-GCM-GMAC

9.5.3.3.1 Overview

The table below describes the actions that the DDS:Crypto:AES-GCM-GMAC when each of the CryptoKeyTransform plugin operations is invoked.

- [\[DDSSEC11-27 Inconsistent Behavior for Secure Volatile Endpoints\]](#)
- [\[DDSSEC11-58 Clarify the receiver-specific MACs described in the Table 57 ...\]](#)
- [\[DDSSEC11-7 Inconsistency in SubMessage and SubMessageElement naming ...\]](#)
- [\[DDSSEC11-123 Inconsistent IDL encode serialized data and decode serialized data\]](#)
- [\[DDSSEC11-85 Additional typos/inconsistencies\]](#)

Table 72 – Actions undertaken by the operations of the builtin Cryptographic CryptoKeyTransform plugin

<p>encode_serialized_payload</p>	<p>Uses the <code>WriterKeyMaterial</code> associated with the <code>sending_datawriter_crypto</code> to encrypt and/or sign the input <code>SerializedPayload</code> RTPS SubmessageElement (see 7.3.1).</p> <p>If the <i>transformation_kind</i> indicates that encryption is performed, then the output shall be the three RTPS Submessage elements: <code>CryptoHeader</code>, <code>CryptoContent</code>, and <code>CryptoFooter</code> (see 9.4.2.5 and 9.5.3.3.4.4).</p> <p>If the <i>transformation_kind</i> indicates that only authentication is performed, then the output shall be the three RTPS Submessage elements: <code>CryptoHeader</code>, <code>SerializedPayload</code>, and <code>CryptoFooter</code>. Where <code>SerializedPayload</code> is the serialized payload passed as an input to the operation.</p> <p>This operation shall always set the <i>receiver_specific_macs</i> attribute in the <code>CryptoFooter</code> to the empty sequence.</p>
<p>encode_datawriter_submessage</p>	<p>Uses the <code>WriterKeyMaterial</code> associated with the <code>sending_datawriter_crypto</code> and the <code>Writer2ReaderKeyMaterial</code> associated with the <code>sending_datawriter_crypto</code> and each of the <code>receiving_datareader_crypto</code> handles to encrypt and/or sign the input RTPS Submessage.</p> <p>If the <i>transformation_kind</i> indicates that encryption is performed, then the output shall be the three RTPS Submessages: <code>SecurePrefixSubMsg</code>, <code>SecureBodySubMsg</code>, and <code>SecurePostfixSubMsg</code>. See 7.3.7.6, 7.3.7.5, and 7.3.7.7.</p> <p>If the <i>transformation_kind</i> indicates that only authentication is performed, then the output shall be the three RTPS Submessages: <code>SecurePrefixSubMsg</code>, <code>InputSubmessage</code>, and <code>SecurePostfixSubMsg</code>. Where <code>InputSubmessage</code> indicates the submessage that was passed as input to the operation.</p> <p>The transformations shall be computed using the <code>WriterKeyMaterial</code> associated with the <code>sending_datawriter_crypto</code>.</p> <p>Depending on the configuration the operation may compute and set the <i>common_mac</i> and the <i>receiver_specific_macs</i> attributes within the <code>SecurePostfixSubMsg</code>.</p> <p>The <i>common_mac</i> shall be computed using the <code>WriterKeyMaterial</code> associated with the <code>sending_datawriter_crypto</code>.</p> <p>If computed, the <i>receiver_specific_macs</i> shall be computed using the <code>Writer2ReaderKeyMaterial</code> associated with the pair composed</p>

Formatted: Table caption

Deleted: 7272727160

Deleted: SecureDataHeader

Deleted: SecureDataBody

Deleted: SecureDataTag

Deleted: 0

Deleted: SecureDataHeader

Deleted: SecureDataTag

Deleted: SecureDataTag

of the `sending_datawriter_crypto` and each of the corresponding `receiving_datareader_crypto`.

In the case of `BuiltinParticipantVolatileMessageSecureWriter`, the `receiving_datareader_crypto_list` has ONE element containing `KxKey` material derived from the `SharedSecret` as described in [9.5.2.1.2](#).

<p>encode_datareader_submessage</p>	<p>Uses the <code>ReaderKeyMaterial</code> associated with the <code>sending_datareader_crypto</code> and the <code>Reader2WriterKeyMaterial</code> associated with the <code>sending_datareader_crypto</code> and each of the <code>receiving_datareader_crypto</code> handles to encrypt and/or sign the input RTPS Submessage.</p> <p>If the <i>transformation_kind</i> indicates that encryption is performed, then the output shall be the three RTPS Submessages: <code>SecurePrefixSubMsg</code>, <code>SecureBodySubMsg</code>, and <code>SecurePostfixSubMsg</code>. See 7.3.7.6, 7.3.7.5, and 7.3.7.7.</p> <p>If the <i>transformation_kind</i> indicates that only authentication is performed, then the output shall be the three RTPS Submessages: <code>SecurePrefixSubMsg</code>, <code>InputSubmessage</code>, and <code>SecurePostfixSubMsg</code>. Where <code>InputSubmessage</code> indicates the submessage that was passed as input to the operation.</p> <p>The transformations shall be computed using the <code>ReaderKeyMaterial</code> associated with the <code>sending_datareader_crypto</code>.</p> <p>Depending on the configuration the operation may compute and set the <code>common_digest</code> or the <code>additional_digests</code>.</p> <p>The <i>common_mac</i> shall be computed using the <code>ReaderKeyMaterial</code> associated with the <code>sending_datareader_crypto</code>.</p> <p>If computed, the <i>receiver_specific_macs</i> shall be computed using the <code>Reader2WriterKeyMaterial</code> associated with the pair composed of the <code>sending_datareader_crypto</code> and each of the corresponding <code>receiving_datawriter_crypto</code>.</p> <p><u>In the case of <i>BuiltinParticipantVolatileMessageSecureReader</i>, the <i>receiving_datawriter_crypto_list</i> has ONE element containing <code>KxKey</code> material derived from the <code>SharedSecret</code> as described in 9.5.2.1.2.</u></p>
-------------------------------------	--

<pre>encode_rtps_message</pre>	<p>Transforms the input RTPS Message into an output RTPS Message that contains the original RTPS Header followed by the SecureRTPSPrefixSubMsg, one or more RTPS SubMessages, and the SecureRTPSPostfixSubMsg.</p> <p>The transformation uses the ParticipantKeyMaterial associated with the sending_participant_crypto and Participant2ParticipantKeyMaterial and each of the receiving_participant_crypto handles.</p> <p>Let RTPSMessage{RTPSHdr-> InfoSourceSubMsg} represent the input RTPS Message transformed so that the RTPS Header is replaced with an RTPS InfoSourceSubMsg containing the same information as the RTPS Header and the remaining submessages remain the same.</p> <p>If the <i>transformation_kind</i> indicates that encryption is performed, then the output shall be the three RTPS Submessages: SecureRTPSPrefixSubMsg, SecureBodySubMsg, and SecureRTPSPostfixSubMsg.</p> <p>The SecureBodySubMsg shall contain the result of encrypting the RTPSMessage{RTPSHdr-> InfoSourceSubMsg}.</p> <p>The SecureRTPSPostfixSubMsg shall contain the authentication tags computed on the SecureBodySubMsg.</p> <p>If the <i>transformation_kind</i> indicates that only authentication is performed then the output shall be the RTPS Submessages: SecureRTPSPostfixSubMsg, RTPSMessage{RTPSHdr-> InfoSourceSubMsg}, and SecureRTPSPostfixSubMsg.</p> <p>The SecureRTPSPostfixSubMsg shall contain the authentication tags computed on the SecurePrefixSubMsg, RTPSMessage{RTPSHdr-> InfoSourceSubMsg}.</p> <p>Depending on the configuration the operation may contain only the <i>common_mac</i> and a non-zero length <i>receiver_specific_macs</i>.</p> <p>The <i>common_mac</i> shall be computed using the ParticipantKeyMaterial associated with the sending_participant_crypto.</p> <p>If present, the <i>receiver_specific_macs</i> shall be computed using the Participant2ParticipantKeyMaterial associated with the pair composed of the sending_participant_crypto and each of the corresponding receiving_participant_crypto.</p>
--------------------------------	---

<p>decode_rtps_message</p>	<p>Examines the SecureRTPSPrefixSubMsg to determine the <i>transformation_kind</i> is one of the recognized kinds. If the kind is not recognized, the operation shall fail with an exception.</p> <p>Uses source and destination DomainParticipant GUIDs in the RTPS Header to locate the <code>sending_participant_crypto</code> and <code>receiving_participant_crypto</code>. Then looks whether the <i>transformation_key_id</i> attribute in the <code>CryptoTransformIdentifier</code> is associated with those <code>ParticipantCryptoHandles</code>. If the association is not found the operation shall fail with an exception.</p> <p>Uses the <code>RemoteParticipantKeyMaterial</code> and the <code>RemoteParticipant2ParticipantKeyMaterial</code> associated with the retrieved <code>ParticipantCryptoHandles</code> to validate the authentication tags contained in the <code>SecureRTPSPostfixSubMsg</code>. <u>If the <code>RemoteParticipant2ParticipantKeyMaterial</code> specified a <i>receiver_specific_key_id</i> different from zero, the operation shall check that the received <code>SecureRTPSPostfixSubMsg</code> contains a <i>receiver_specific_mac</i>s element containing the <i>receiver_specific_key_id</i> associated with local and remote <code>CryptoHandles</code> and use it to verify the submessage. If the <i>receiver_specific_key_id</i> is missing or the verification fails the operation shall fail with an exception.</u></p> <p>Upon success the returned RTPS Message shall match the input to the <code>encode_rtps_message</code> operation on the <code>DomainParticipant</code> that sent the message.</p>
<p>preprocess_secure_submsg</p>	<p>Examines the RTPS SecureSubmessage to:</p> <ol style="list-style-type: none"> 1. Determine whether the <code>CryptoTransformIdentifier</code> the <i>transformation_kind</i> matches one of the recognized kinds. 2. Classify the RTPS Submessage as a Writer or Reader Submessage. 3. Retrieve the <code>DataWriterCryptoHandle</code> and <code>DataReaderCryptoHandle</code> handles associated with the <code>CryptoTransformIdentifier</code> <i>transformation_key_id</i>.

Deleted: o

Deleted: If

<p>decode_datawriter_submessage</p>	<p>Uses the RemoteDataWriterKeyMaterial and the RemoteDataWriter2DataReaderKeyMaterial associated with the CryptoHandles returned by the preprocess_secure_submessage to verify and decrypt the RTPS SubMessage that follows the SecurePrefixSubMsg, using the authentication tags in the SecurePostfixSubMsg. If the verification or decryption fails, the operation shall fail with an exception.</p> <p>If the RemoteDataWriterKeyMaterial specified a transformation_kind different from CRYPTO_TRANSFORMATION_KIND_NONE, then the operation shall check that the received SecurePostfixSubMsg contains a common_mac and use it to verify the RTPS SubMessage that follows the SecurePrefixSubMsg. If the common_mac is missing or the verification fails the operation shall fail with an exception.</p> <p>If the RemoteDataWriter2DataReaderKeyMaterial specified a receiver_specific_key_id different from zero, then the operation shall check that the received SecurePostfixSubMsg contains a non-zero length receiver_specific_macs element containing the receiver_specific_key_id that is associated with local and remote CryptoHandles and use it to verify the submessage. If the receiver_mac_key_id is missing or the verification fails, the operation shall fail with an exception.</p> <p>If the RemoteDataWriterKeyMaterial specified a transformation_kind that performs encryption the operation shall use the RemoteDataWriterKeyMaterial to decode the data in the SecureBodySubMsg, obtain an RTPS SubMessage and return it. Otherwise the RTPS Submessage that follows the SecurePrefixSubMsg is returned.</p> <p>Upon success the returned RTPS SubMessage shall match the input to the encode_datawriter_message operation on the DomainParticipant that sent the message.</p> <p><u>In the case of BuiltinParticipantVolatileMessageSecureReader, the sending_datawriter_crypto contains the KxKey material derived from the SharedSecret as described in 9.5.2.1.2</u></p>
<p>decode_datareader_submessage</p>	<p>Uses the RemoteDataReaderKeyMaterial and the RemoteDataReader2DataWriterKeyMaterial associated with the CryptoHandles returned by the preprocess_secure_submessage to verify and decrypt the RTPS SubMessage that follows the SecurePrefixSubMsg, using the authentication tags in the SecurePostfixSubMsg. If the verification or decryption fails, the operation shall fail with an exception.</p>

- Deleted: **_mac**
- Deleted: **master_**
- Deleted: **_key**
- Deleted: **mac**

	<p>If the RemoteDatareaderKeyMaterial specified a transformation_kind different from CRYPTO_TRANSFORMATION_KIND_NONE, then the operation shall check that the received SecurePostfixSubMsg contains a common_mac and use it to verify the RTPS SubMessage that follows the SecurePrefixSubMsg. If the common_mac is missing or the verification fails, the operation shall fail with an exception.</p> <p>If the RemoteDatareader2DatawriterKeyMaterial specified a receiver_specific_key_id different from zero, then the operation shall check that the received SecurePostfixSubMsg contains a non-zero length receiver_specific_macs element containing the receiver_specific_key_id that is associated with local and remote CryptoHandles and use it to verify the submessage. If the receiver_specific_key_id is missing or the verification fails, the operation shall fail with an exception.</p> <p>If the RemoteDatareaderKeyMaterial specified a transformation_kind that performs encryption the operation shall use the RemoteDatareaderKeyMaterial to decode the data in the SecureBodySubMs, obtain an RTPS SubMessage and return it. Otherwise the RTPS Submessage that follows the SecurePrefixSubMsg is returned.</p> <p>Upon success the returned RTPS SubMessage shall match the input to the encode_datareader_message operation on the DomainParticipant that sent the message.</p> <p><u>In the case of BuiltinParticipantVolatileMessageSecureWriter, the sending_datareader_crypto contains the KxKey material derived from the SharedSecret as described in 9.5.2.1.2</u></p>
<p>decode_serialized_payload</p>	<p>Uses writerGUID and the readerGUID in the RTPS SubMessage to locate the sending_datawriter_crypto and receiving_datareader_crypto. Then looks whether the transformation_key_id attribute in the CryptoTransformIdentifier in the CryptoHeader SubmessageElement is associated with those CryptoHandles. If the association is not found, the operation shall fail with an exception.</p> <p>Uses the RemoteDatawriterKeyMaterial associated with the retrieved CryptoHandles to verify the common_mac and decrypt the RTPS SecureData SubmessageElement. If the verification or decryption fails, the operation shall fail with an exception.</p> <p>If the RemoteDatawriterKeyMaterial specified a receiver_specific_key_id different from zero, then the operation shall check that the received SecureData SubmessageElement contains a non-zero length receiver_specific_macs element containing the</p>

Deleted:

Deleted: SecureDataHeader

Deleted:

receiver_specific_key_id that is associated with the local and remote CryptoHandles. If the *receiver_specific_key_id* is missing or the verification fails, the operation shall fail with an exception.

If the RemoteDataWriterKeyMaterial specified a *transformation_kind* that performs encryption, the operation shall use the RemoteDataWriterKeyMaterial to decode the data in the CryptoContent, obtain a SerializedPayload and return it. Otherwise the RTPS Submessage Element that follows the CryptoHeader is returned as SerializedPayload.

Upon success the returned RTPS SerializedPayload shall match the input to the `encode_serialized_payload` operation on the DomainParticipant that sent the message.

Deleted: SecureDataBody

Deleted: SecureDataHeader

Deleted: data

9.5.3.3.2 Encode/decode operation virtual machine

The logical operation of the DDS:Crypto:AES-GCM-GMAC is described in terms of a virtual machine as it performs the encrypt message digest operations. This is not intended to mandate implementations should follow this approach literally, simply that the observable results for any plaintext are the same as the virtual machine described here.

For any given cryptographic session the operation of the DDS:Crypto:AES-GCM-GMAC transforms plaintext into ciphertext can be described in terms of a virtual machine that maintains the following state:

[\[DDSSEC11-60 Wrong description of max blocks per session\]](#)

[\[DDSSEC11-85 Additional typos/inconsistencies\]](#)

Table 73 – Terms used in Key Computation and cryptographic transformations formulas for the builtin cryptographic plugin

Formatted: Table caption

Deleted: 7373737261

<i>State variable</i>	<i>Type</i>	<i>Meaning</i>
MasterKey	128 bit array for AES128 256 bit array for AES256	The master key from which session salts, session keys and session hash keys are derived.
MasterSalt	128 bit array for AES128 256 bit array for AES256	A random vector used in connection with the MasterKey to create the SessionKey.
MasterKeyId	octet[4]	A NONCE value associated with the master key when it is first created used to tag the ciphertext to ensure

		the correct key is being used during decryption. It may be used also for the purposes of re-keying.
Master Receiver SpecificKey	128 bit array for AES128 256 bit array for AES256	The master key from which SessionReceiverSpecificKey keys are derived.
InitializationVectorSuffix	octet[8]	An initially random NONCE used to create the Initialization Vector needed by the cryptographic operations. This value shall be changed each time an encryption or MAC operation is performed using the same key.
SessionId	octet[4]	An initially random value used to create the current SessionKey, and SessionReceiverSpecificKey from the MasterKey, MasterReceiverSpecificKey, and Master salts. The SessionId is incremented each time a new SessionKey is needed and then used to derive the new SessionKey and SessionReceiverSpecificKey from the MasterKey and MasterReceiverSpecificKey. Knowledge of the MasterKey, MasterSalt, and the SessionId is sufficient to create the SessionKey. Knowledge of the MasterReceiverSpecificKey, MasterSalt, and the SessionId is sufficient to create the SessionReceiverSpecificKey.
SessionKey	128 bit array for AES128 256 bit array for AES256	The current key used for creating the ciphertext and/or the common_mac. It is constructed from the MasterKey, MasterSalt, and SessionId.
SessionReceiverSpecificKey	128 bit array for AES128	The current key used for creating the receiver_specific_mac.

Deleted: Reader

	256 bit array for AES256	
session_block_counter	64 bit integer	A counter that counts the number of blocks that have been ciphered with the current SessionKey.
max_blocks_per_session	64 bit integer	A configurable property that limits the number of blocks that can be ciphered with the same SessionKey. If the <i>session_block_counter</i> exceeds this value a new SessionKey, and <i>SessionReceiverSpecificKey</i> are computed and the <i>session_block_counter</i> is reset to zero.

- Deleted: ,
- Deleted: SessionSalt,
- Deleted: SessionHMACKey

All the key material with a name that starts with “Master” corresponds to the KeyMaterial_AES_GCM_GMAC objects that were created by the CryptoKeyFactory operations. This key material is not used directly to encrypt or compute MAC of the plaintext. Rather it is used to create “Session” Key material by means of the algorithms described below. This has the benefit that the ‘session’ keys used to secure the data stream data can be modified as needed to maintain the security of the stream without having to perform explicit rekey and key-exchange operations.

9.5.3.3.3 Computation of SessionKey and SessionReceiverSpecificKey

The SessionKey and SessionReceiverSpecificKey are computed from the MasterKey, MasterSalt and the SessionId:

DDSSEC11-85 Additional typos/inconsistencies

```
SessionKey := HMAC256(MasterKey,"SessionKey" | MasterSalt | SessionId)
```

```
SessionReceiverSpecificKey
:= HMAC256(MasterReceiverSpecificKey,
"SessionReceiverKey" | MasterSalt | SessionId)
```

Deleted: MasterReaderSpecificKey

HMAC256 is a HMAC-SHA256. In case a 128 key is desired the 256 bit HMAC is truncated to the first 128 bits.

In the above expressions the symbol ‘|’ indicates concatenation.

9.5.3.3.4 Computation of ciphertext from plaintext

The ciphertext is computed from the plain text using AES in Galois Counter Mode (AES-GCM).

The encryption transforms the plaintext input into ciphertext by performing an encryption operation using the AES-GCM algorithm in counter mode using the SessionKeys associated with the specified KeyHandle. The encryption transformation is described in detail in the sections that follow.

The encryption operation uses a 96-bit initialization vector constructed as:

```
InitializationVector = SessionId | InitializationVectorSuffix
```

In the above expression ‘|’ indicates the concatenation of bit strings.

The same *InitializationVector* is associated with all the session keys (*SessionKey* and all *SessionReceiverSpecificKeys*) associated with a specific Sender. It shall be incremented each time any of those keys are used to encrypt and/or create a MAC.

The *session_block_counter* is an internal counter that keeps track of the number of blocks encrypted with the same session key. The purpose is to ensure that a single session key is not used to encrypt more than the configured *max_blocks_per_session*. The *session_block_counter* and the size of the plain text shall be used by implementations of the `Crypto` encode operations to ensure that *max_blocks_per_session* will not be exceeded during the encode operation. If the operation detects that the counter would exceed the maximum then it should modify the *SessionId* and derive new session keys prior to transforming any of the input plain text. The change in the *SessionId* creates new session keys and thus resets the *session_block_counter*. This approach ensures that all ciphertext returned by the operation is encrypted with the same session keys.

IDSSEC11-7 Inconsistency in SubMessage and SubMessageElement naming ...

The resulting ciphertext will be preceded by a `CryptoHeader` that indicates the *SessionId* and *InitializationVectorSuffix*.

Deleted: SecureDataHeader

The resulting block of bytes from the “encode” operations (`encode_serialized_payload`, `encode_datawriter_submessage`, `encode_datareader_submessage`, and `encode_rtps_message`) is illustrated in the sections that follow:

9.5.3.3.4.1 Format of the `CryptoHeader` Submessage Element

Deleted: SecureDataHeader

The `CryptoHeader` submessage element generated by the DDS:Crypto: AES-GCM-GMAC shall take the form:

Deleted: SecureDataHeader

```

0...2.....8.....16.....24.....32
+-----+-----+-----+-----+
+ CryptoHeader:      +
+   CryptoTransformIdentifier  transformation_id      +
+   octet[4]  transformation_id.transformation_kind  |
+   octet[4]  transformation_id.transformation_key_id |
+   -----+-----+-----+-----+
+   plugin_sec_prefix:      +
+   octet[4]  plugin_sec_prefix.session_id            |
+   octet[8]  plugin_sec_prefix.init_vector_suffix    ~
+-----+-----+-----+-----+

```

Deleted: SecureDataHeader

IDSSEC11-54 Specify Endianness to be Used in Ciphertext

IDSSEC11-7 Inconsistency in SubMessage and SubMessageElement naming ...

Note that as specified in subclause 0 the `CryptoHeader` shall be serialized using *Big Endian* representation.

9.5.3.3.4.2 Format of the `CryptoContent` Submessage Element

Deleted: SecureDataBody

IDSSEC11-7 Inconsistency in SubMessage and SubMessageElement naming ...

The `CryptoContent` submessage element generated by the DDS:Crypto:AES-GCM-GMAC shall take the form:

```
0...2.....8.....16.....24.....32
+-----+
+ CryptoContent:                               +
|   long crypto_content.length = N             |
+-----+
| crypto_ct[0] | crypto_ct[1] | crypto_ct[2] | crypto_ct[3] |
~           ~           ~           ~           ~
| crypto_ct[N-4] | crypto_ct[N-3] | crypto_ct[N-2] | crypto_ct[N-1] |
+-----+-----+-----+-----+-----+-----+-----+-----+
```

DDSSEC11-85 Additional typos/inconsistencies

Note that the cipher operations have 16-byte block-size and add padding when needed. Therefore the *secure data.length* (“N”) will always be a multiple of 16.

Note that as specified in subclause 9.5.2.4 the *secure data.length* shall be serialized using Big Endian representation.

DDSSEC11-7 Inconsistency in SubMessage and SubMessageElement naming ...

9.5.3.3.4.3 Format of the `CryptoFooter` Submessage Element

The `CryptoFooter` submessage element generated by the DDS:Crypto:AES-GCM-GMAC shall take the form:

```
0...2.....8.....16.....24.....32
+-----+
+ CryptoFooter ( = plugin_sec_tag):           +
~   octet[16] plugin_sec_tag.common_mac       ~
+-----+
+ plugin_sec_tag.receiver_specific_macs:      +
|   long plugin_sec_tag.receiver_specific_macs.length = N |
|-----|
|   octet[4] receiver_specific_macs[0].receiver_mac_key_id |
|   octet[16] receiver_specific_macs[0].receiver_mac       ~
+-----+
+   . . .                                               +
+-----+
|   octet[4] receiver_specific_macs[N-1].receiver_mac_key_id |
~   octet[16] receiver_specific_macs[N-1].receiver_mac       ~
+-----+-----+-----+-----+-----+-----+-----+-----+
```

DDSSEC11-54 Specify Endianness to be Used in Ciphertext

DDSSEC11-7 Inconsistency in SubMessage and SubMessageElement naming ...

Note that as specified in subclause 9.5.2.5 the `CryptoHeader` shall be serialized using Big Endian representation.

Deleted: SecureDataBody

Deleted: SecureDataBody

Deleted: secure_data

Deleted:

Deleted: sec

Deleted: data

Deleted: sec_data

Deleted: sec_data

Deleted:

Deleted: sec_data

Deleted: sec

Deleted: data

Deleted:

Deleted: sec_data

Deleted: sec_data

Deleted: sec_data

Deleted: built

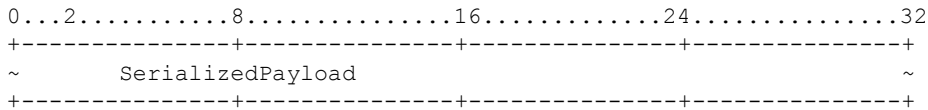
Deleted: SecureDataTag

Deleted: SecureDataTag

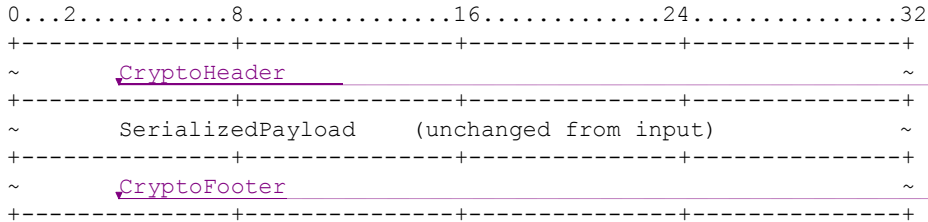
Deleted: SecureDataTag

9.5.3.3.4.4 Result from encode_serialized_payload

The input to this operation is a SerializedPayload submessage element:



The output in case the transformation performs authentication only shall be:



Deleted: SecureDataHeader

Deleted: SecureDataTag

IDSSEC11-7 Inconsistency in SubMessage and SubMessageElement naming ...]

IDSSEC11-85 Additional typos/inconsistencies]

The *common_mac* in the CryptoFooter is the authentication tag generated by the AES-GMAC transformation using the *SessionKey* and the *InitializationVector* operating on the SerializedPayload.

Deleted: SecureDataTag

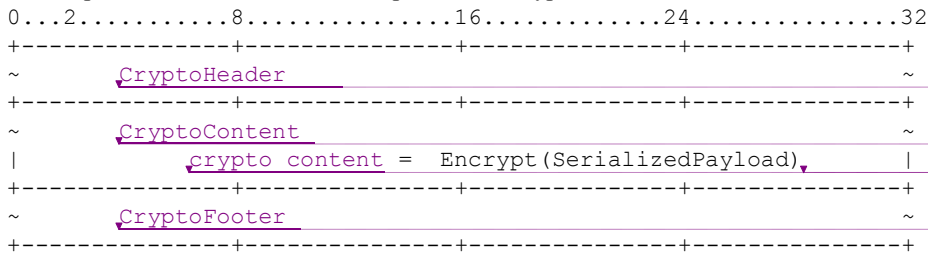
Deleted: AES-GMAC operation

Deleted: operating

Deleted: SecureDataTag

The *receiver_specific_macs* in the CryptoFooter are the AES-GMAC tags computed on the *common_mac* using each of the *SessionReceiverSpecificKey* and the same *InitializationVector*.

The output in case the transformation performs encryption and authentication shall be:



Deleted: SecureDataHeader

Deleted: SecureDataBody

Deleted: secure_data

Deleted:

Deleted: SecureDataTag

IDSSEC11-85 Additional typos/inconsistencies]

In the above Encrypt indicates the cryptographic transformation performed with AES-GCM using the *SessionKey* and the *InitializationVector* operating on the SerializedPayload.

Deleted: operating

Deleted: SecureDataTag

The *common_mac* in the CryptoFooter is the authentication tag generated by the same AES-GCM where the Additional Authenticated Data is empty.

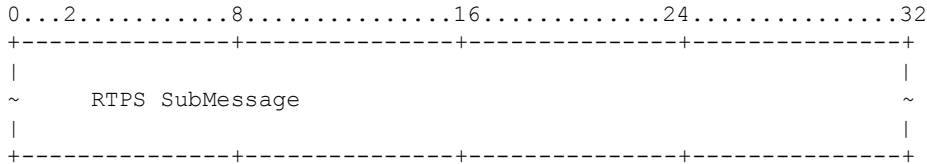
Deleted: AES-GCM operation

The *receiver_specific_macs* in the CryptoFooter are the AES-GMAC tags computed on the *common_mac* using each of the *SessionReceiverSpecificKey* and the same *InitializationVector*.

Deleted: SecureDataTag

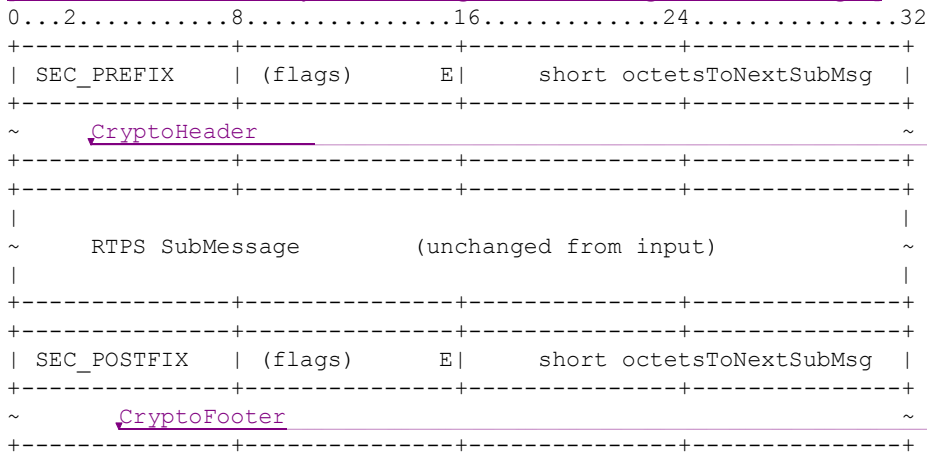
9.5.3.3.4.5 Result from encode_datawriter_submessage and encode_datareader_submessage

The input to this operation is an RTPS submessage:



The output in case the transformation performs authentication only shall be:

IDSSEC11-7 Inconsistency in SubMessage and SubMessageElement naming ...



Deleted: SecureDataHeader

Deleted: SecureDataTag

IDSSEC11-85 Additional typos/inconsistencies

The *common_mac* in the CryptoFooter is the authentication tag generated by the AES-GMAC transformation using the *SessionKey* and the *InitializationVector* operating on the RTPS Submessage.

Deleted: SecureDataTag

Deleted: AES-GMAC operation

Deleted: operating

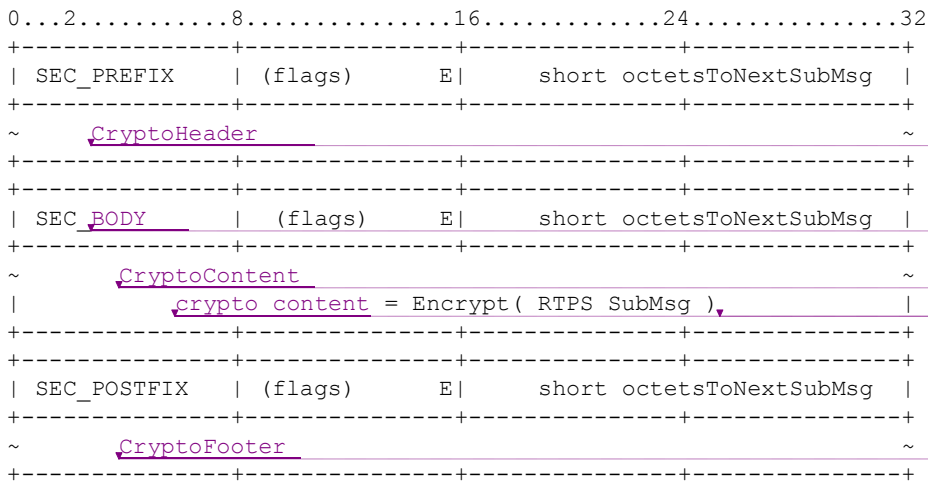
The *receiver_specific_macs* in the CryptoFooter are the AES-GMAC tags computed on the *common_mac* using each of the *SessionReceiverSpecificKey* and the same *InitializationVector*.

Deleted: SecureDataTag

The output in case the transformation performs encryption and authentication shall be:

IDSSEC11-39 Use of Non-Existing Submessage SecureSubMsg and Flag ...

IDSSEC11-7 Inconsistency in SubMessage and SubMessageElement naming ...



- Deleted: SecureDataHeader
- Deleted: SUB_MSG
- Deleted: SecureDataBody
- Deleted: secure_data
- Deleted:
- Deleted: SecureDataTag

In the above Encrypt indicates the cryptographic transformation performed with AES-GCM using the *SessionKey* and the *InitializationVector* operating on the input RTPS Submessage.

[IDSSEC11-39 Use of Non-Existing Submessage SecureSubMsg and Flag ...](#)

[IDSSEC11-60 Wrong description of max_blocks_per_session](#)

[IDSSEC11-7 Inconsistency in SubMessage and SubMessageElement naming ...](#)

[IDSSEC11-85 Additional typos/inconsistencies](#)


The *common_mac* in the CryptoFooter is the authentication tag generated by the same AES-GCM transformation where the Additional Authenticated Data is empty.

The *receiver_specific_macs* in the CryptoFooter are the AES-GMAC tags computed on the *common_mac* using each of the *SessionReceiverSpecificKey* and the same *InitializationVector*.

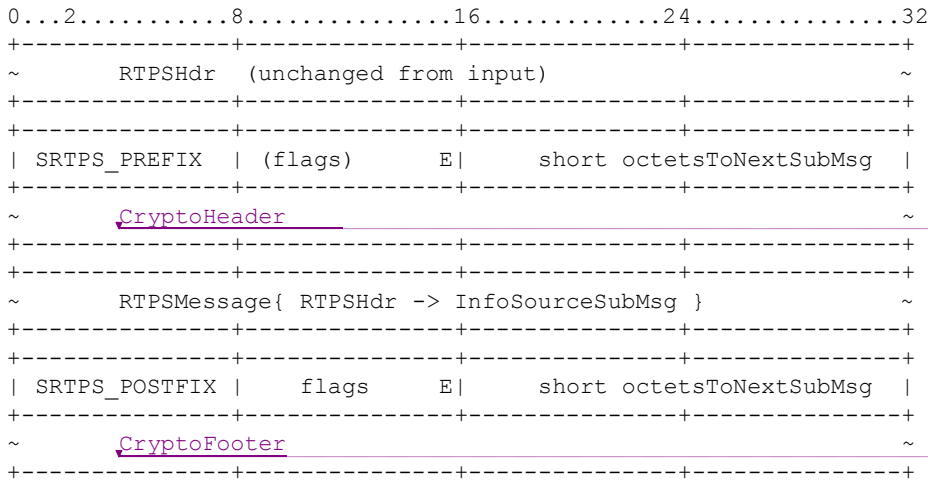
- Deleted: SecureDataTag
- Deleted: AES-GCM operation
- Deleted: the 4-byte (SEC_SUB_MSG) SubmessageHeader that precedes the SecureDataBody
- Deleted: SecureDataTag

9.5.3.3.4.6 Result from encode_rtps_message

The input to this operation is an RTPS message:



The output in case the transformation performs authentication only shall be:



Deleted: SecureDataHeader

Deleted: SecureDataTag

DDSSEC11-85 Additional typos/inconsistencies

The *common_mac* in the CryptoFooter is the authentication tag generated by the AES-GMAC transformation using the *SessionKey* and the *InitializationVector* operating on the RTPSMesage{ RTPSHdr -> InfoSourceSubMsg}.

Deleted: SecureDataTag

Deleted: AES-GMAC operation

Deleted: operating

RTPSMesage{ RTPSHdr -> InfoSourceSubMsg}. Represents the original RTPS Message where the RTPS Header is replaced with an InfoSourceSubMsg with equivalent content.

The *receiver_specific_macs* in the CryptoFooter are the AES-GMAC tags computed on the *common_mac* using each of the *SessionReceiverSpecificKey* and the same *InitializationVector*.

Deleted: SecureDataTag

The output in case the transformation performs encryption and authentication shall be:

IDSSEC11-39 Use of Non-Existing Submessage SecureSubMsg and Flag ...

IDSSEC11-7 Inconsistency in SubMessage and SubMessageElement naming ...

```

+-----+-----+-----+-----+-----+-----+
~      RTPSHdr  (unchanged from input)      ~
+-----+-----+-----+-----+-----+-----+
| SRTPS_PREFIX | (flags)   E|   short octetsToNextSubMsg |
+-----+-----+-----+-----+-----+-----+
~      CryptoHeader                        ~
+-----+-----+-----+-----+-----+-----+
| SEC_BODY     | (flags)   E|   short octetsToNextSubMsg |
+-----+-----+-----+-----+-----+-----+
~      CryptoContent                       ~
| crypto_content =                          |
|   Encrypt( RTPSMessage{RTPSHdr -> InfoSourceSubMsg} ) |
+-----+-----+-----+-----+-----+-----+
| SRTPS_POSTFIX | flags     E|   short octetsToNextSubMsg |
+-----+-----+-----+-----+-----+-----+
~      CryptoFooter                        ~
+-----+-----+-----+-----+-----+-----+

```

- Deleted: SecureDataHeader
- Deleted: SUB_MSG
- Deleted: SecureDataBody
- Deleted: secure_data
- Deleted:
- Deleted: SecureDataTag

IDSSEC11-85 Additional typos/inconsistencies

In the above Encrypt indicates the cryptographic transformation performed with AES-GCM using the *SessionKey* and the *InitializationVector* operating on the RTPSMessage{ RTPSHdr -> InfoSourceSubMsg}.

- Deleted: operating

IDSSEC11-60 Wrong description of max blocks per session

IDSSEC11-7 Inconsistency in SubMessage and SubMessageElement naming ...

The *common_mac* in the CryptoFooter is the authentication tag generated by the same CM where the Additional Authenticated Data is empty.

The *receiver_specific_macs* in the CryptoFooter are the AES-GMAC tags computed on the *common_mac* using each of the *SessionReceiverSpecificKey* and the same *InitializationVector*.

- Deleted: SecureDataTag
- Deleted: AES-GCM operation
- Deleted: the 4-byte (SEC_SUB_MSG) SubmessageHeader that precedes the SecureDataBody
- Deleted: SecureDataTag

9.5.3.3.5 Computation of plaintext from ciphertext

IDSSEC11-85 Additional typos/inconsistencies

The decrypt operation first checks that the CryptoTransformIdentifier attribute in the CryptoHeader has the proper transformation_kind and also uses the CryptoTransformIdentifier transformation_key_id to locate the MasterKey, and MasterSalt. In case of a re-key the crypto handle (ParticipantCryptoHandle, DatawriterCryptoHandle, or DatareaderCryptoHandle) may be associated with multiple MasterKeyId and this parameter allows selection of the correct one. If the MasterKeyId is not found associated with the crypto handle the operation shall fail.

- Deleted: SecureDataHeader
- Deleted: CryptographicSessionHandle
- Deleted: CryptographicSessionHandle

The `session_id` attribute within the `CryptoHeader` is used to obtain the proper `SessionReceiverSpecificKeys` and `SessionKey`. Note that this only requires a re-computation if it has changed from the previously received `SessionId` for that `crypto handle`.

Deleted: SecureDataHeader

Given the `InitializationVector` from the `CryptoHeader` and the `SessionKey` the transformation performed to recover the plaintext from the ciphertext is identical to the one performed to go plaintext to ciphertext.

Deleted: CryptographicSessionHandle

Deleted: SecureDataHeader

9.5.3.3.6 Computation of the message authentication codes

DDSSEC11-7 Inconsistency in SubMessage and SubMessageElement naming ...

The message digest is computed on the `crypto` header and the ciphertext.

Deleted: secure_data

There are two types of message authentication codes (MACs) that may appear.

- The first stored in the `common_mac` uses the `SessionKey`. This MAC may be verified by all the receivers of the message.
- The second type, stored in the `receiver_specific_macs` contains MACs that use different `SessionReceiverSpecificKey` whose `CryptoTransformIdentifier` appears explicitly in the `receiver_specific_macs`. These MACs use receiver-specific keys that are shared with only one receiver. The key material for these MACs is derived from the `RemoteParticipant2ParticipantKeyMaterial`, the `RemoteWriter2ReaderKeyMaterial`, or the `RemoteReader2WriterKeyMaterial`.

9.6 Builtin Logging Plugin

The builtin Logging Plugin is known as the `DDS:Logging:DDS_LogTopic`.

The `DDS:Logging:DDS_LogTopic` implements logging by publishing information to a DDS Topic `BuiltinLoggingTopic` defined below.

The `BuiltinLoggingTopic` shall have the Topic name “`DDS:Security:LogTopic`”.

The `BuiltinLoggingTopic` shall have the Type `BuiltinLoggingType` defined in the IDL below:

DDSSEC11-85 Additional typos/inconsistencies

```
enum LoggingLevel {
    EMERGENCY_LEVEL, // System is unusable. Should not continue use.
    ALERT_LEVEL,     // Should be corrected immediately
    CRITICAL_LEVEL,  // A failure in primary application.
    ERROR_LEVEL,     // General error conditions
    WARNING_LEVEL,   // May indicate future error if action not taken.
    NOTICE_LEVEL,   // Unusual, but nor erroneous event or condition.
    INFORMATIONAL_LEVEL, // Normal operational. Requires no action.
    DEBUG_LEVEL
};
```

```
@extensibility(FINAL)
struct NameValuePair {
    string name;
```

```
    string value;
};
```

Deleted: `//@extensibility(FINAL_EXTENSIBILITY)`

[IDDSSEC11-5 - Miscellaneous typos/inconsistencies](#)

[IDDSSEC11-48 Wrong Facility Value for Logging Plugin](#)

[IDDSSEC11-85 Additional typos/inconsistencies](#)

```
typedef sequence<NameValuePair> NameValuePairSeq;
```

Deleted: `r`

[@extensibility\(FINAL\)](#)

```
struct BuiltinLoggingType {
    octet  facility; // Set to 0x0A (10). Indicates sec/auth msgs
    LoggingLevel severity;
    Time_t timestamp; // Since epoch 1970-01-01 00:00:00 +0000 (UTC)
    string hostname; // IP host name of originator
    string hostip;   // IP address of originator
    string appname;  // Identify the device or application
    string procid;   // Process name/ID for syslog system
    string msgid;    // Identify the type of message
    string message;  // Free-form message

    // Note that certain string keys (SD-IDs) are reserved by IANA
    map<string, NameValuePairSeq> structured_data;
};
```

Deleted: `//@extensibility(FINAL_EXTENSIBILITY)`

Knowledge of the `BuiltinLoggingTopic` shall be builtin into the `DDS:Auth:PKI-DH AccessControl` plugin and it shall be treated according to the following topic rule:

```
<topic_rule>
  <topic_expression> DDS:Security:LogTopic</topic_expression>
  <enable_discovery_protection>FALSE</enable_discovery_protection>
  <enable_read_access_control>TRUE</enable_read_access_control>
  <enable_write_access_control>FALSE</enable_write_access_control>
  <metadata_protection_kind>SIGN</metadata_protection_kind>
  <data_protection_kind>ENCRYPT</data_protection_kind>
</topic_rule>
```

The above rule states that any `DomainParticipant` with permission necessary to join the `DDS Domain` shall be allowed to write the `BuiltinLoggingTopic` but in order to read the `BuiltinLoggingTopic` the `DomainParticipant` needs to have a grant for the `BuiltinLoggingTopic` in its permissions document.

9.6.1 DDS:Logging:DDS_LogTopic plugin behavior

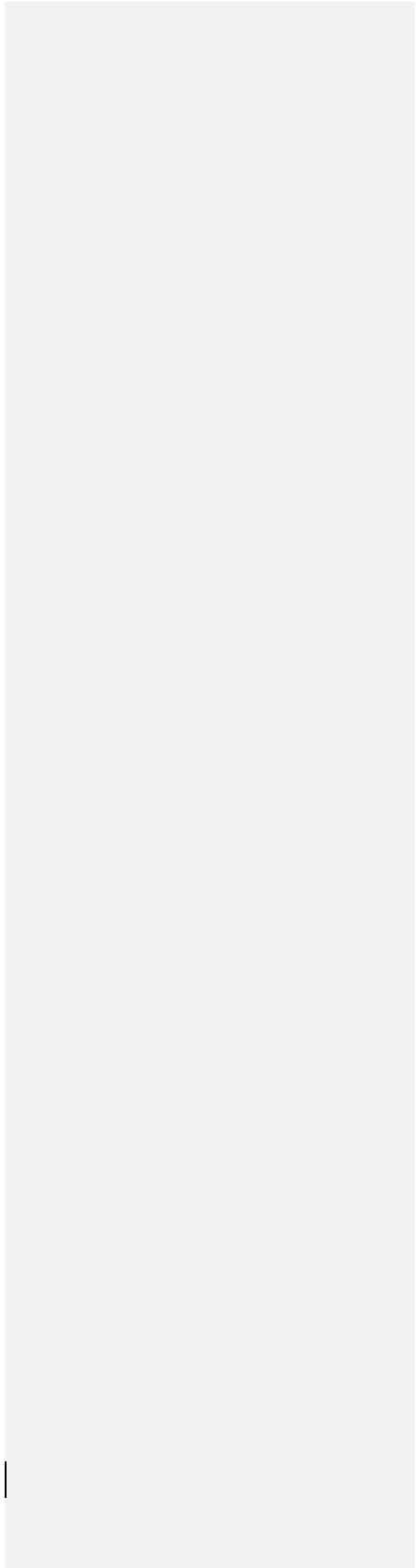
The table below describes the actions that the `DDS:Logging:DDS_LogTopic` plugin performs when each of the plugin operations is invoked.

Formatted: Table caption

Deleted: 7474747362

Table 74– Actions undertaken by the operations of the builtin Logging plugin

set_log_options	<p>Controls the configuration of the plugin. The LogOptions parameter shall be used to take the actions described below:</p> <p>If the <i>distribute</i> parameter is set to TRUE, the DDS:Logging:DDS_LogTopic shall create a DataWriter to send the BuiltinLoggingTopic if it is FALSE, it shall not.</p> <p>The plugin shall open a file with the name indicated in the <i>log_file</i> parameter.</p> <p>The plugin shall remember the value of the <i>log_level</i> so that it can be used during the log operation.</p>
log	<p>This operation shall check if logging was enabled by a prior call to <i>enable_logging</i> and if not it shall return without performing any action.</p> <p>If logging was enabled, it shall behave as described below:</p> <p>The operation shall compare the value of the the <i>log_level</i> parameter with the value saved during the <i>set_log_options</i> operation.</p> <p>If the <i>log_level</i> parameter value is greater than the one saved by the <i>set_log_options</i> operation, the operation shall return without performing any action.</p> <p>If the <i>log_level</i> parameter value is less than or equal to the one saved, the log operation shall perform two actions:</p> <ul style="list-style-type: none">• It shall append a string representation of the parameters passed to the log operation to the end of the file opened by the <i>set_log_options</i> operation.• If the value of the <i>distribute</i> option was set on the call to <i>set_log_options</i>, the plugin shall fill an object of type BuiltinLoggingType with the values passed as arguments to the log operation and publish it using the DataWriter associated with the BuiltinLoggingTopic created by the <i>set_log_options</i> operation.
enable_logging	<p>This operation shall save the fact that logging was enabled such that the information can be used by the log operation.</p>
set_listener	<p>This operation shall save a reference to the LoggerListener such that the listener is be notified each time a log message is produced.</p>



10 Plugin Language Bindings

10.1 Introduction

Clause 8 defines the plugin interfaces in a programming-language independent manner using UML. Using the terminology of the DDS specification this UML definition could be considered a Platform Independent Model (PIM) for the plugin interfaces. The mapping to each specific programming languages platform could therefore be considered a Platform Specific Model (PSM) for that programming language.

The mapping of the plugin interfaces to specific programming languages is defined by first defining the interfaces using OMG-IDL version 3.5 with the additional syntax defined in the DDS-XTYPES specification and subsequently applying the IDL to language mapping to the target language.

DDSSSEC11-85 Additional typos/inconsistencies

IDL Types lacking the DDS-XTYPES `@extensibility` annotation shall be interpreted as having the extensibility kind `APPENDABLE`. This matches the DDS-XTYPES specification implied extensibility of un-annotated types.

Deleted: E

Deleted: EXTENSIBLE_EXTENSIBILITY

For consistency with the DDS specification, the DDS security specification defines language bindings to each of the language PSMs specified for DDS, namely:

- C as derived from the IDL to C mapping
- C++ classic, as derived from the IDL to C++ mapping
- Java classic, as derived from the IDL to Java mapping
- C++ modern, aligned with the DDS-STDC++ specification, this is derived from the IDL to C++11 mapping
- Java modern with the DDS-JAVA5+ specification

10.2 IDL representation of the plugin interfaces

For consistency in the resulting APIs, the mapping from the plugin interfaces defined in clause 8 and the OMG IDL follows the same PIM to PSM mapping rules as the OMG DDS specification (see sub clause 7.2.2 of the DDS specification version 1.2 [1]). A relevant subset of these rules is repeated here. In these rules “PIM” refers to the UML description of the interfaces in clause 8 and PSM refers to the OMG-IDL description of the interfaces that appears in the associated `dds_security.idl` file.

- The PIM to PSM mapping maps the UML interfaces and classes into IDL interfaces. Plain data types are mapped into structures.
- ‘Out’ parameters in the PIM are conventionally mapped to ‘inout’ parameters in the PSM in order to minimize the memory allocation performed by the Service and allow for more efficient implementations. The intended meaning is that the caller of such an operation should provide an object to serve as a “container” and that the operation will then “fill in” the state of that objects appropriately.

The resulting IDL representation of the plugin interfaces appears in the file `dds_security.idl` which shall be considered part of the DDS Security specification.

10.3 C language representation of the plugin interfaces

The C language representation of the plugin interfaces shall be obtained applying the IDL to C mapping [5] to the `dds_security.idl` file.

10.4 C++ classic representation of the plugin interfaces

The C++ classic (without the use of the C++ standard library) language representation of the plugin interfaces shall be obtained using the IDL2C++ mapping [7] to the `dds_security.idl` file.

10.5 Java classic

The Java classic language representation of the plugin interfaces shall be obtained using the IDL2Java mapping [6] to the `dds_security.idl` file.

10.6 C++11 representation of the plugin interfaces

This representation is aligned with the DDS-STDC++ PSM.

The C++ classic language representation of the plugin interfaces shall be obtained using the IDL2C++11 mapping [8] to the `dds_security.idl` file with the following exceptions:

1. The IDL module DDS shall be mapped to the C++ namespace `dds` so it matches the namespace used by the DDS-STD-C++ PSM.
2. The mapping shall not use any C++11-only feature of the language or the library (e.g., move constructors, `noexcept`, `override`, `std::array`).
3. Arrays shall map to the `dds::core::array` template defined in the DDS-STD-C++ PSM.
4. The enumerations shall map to the `dds::core::safe_enum` template defined in the DDS-STD-C++ PSM.
5. The IDL `DynamicData` native type shall be mapped to the C++ type `dds::code::xtypes::DynamicData` defined in the DDS-STDC++ PSM.

10.7 Java modern aligned with the DDS-JAVA5+ PSM

The Java classic language representation of the plugin interfaces shall be obtained using the IDL2Java mapping [6] to the `dds_security.idl` file with the following exceptions:

1. The IDL module DDS shall be mapped to the Java namespace `org.omg.dds` so it matches the namespace used by the DDS-JAVA5+ PSM.
2. The IDL `DynamicData` native type shall be mapped to the type `org.omg.dds.type.dynamic.DynamicData` defined in the DDS-JAVA5+ PSM.

Annex A - References

- [1] DDS: Data-Distribution Service for Real-Time Systems version 1,2.
<http://www.omg.org/spec/DDS/1.2/>
- [2] DDS-RTPS: Data-Distribution Service Interoperability Wire Protocol version 2.1,
<http://www.omg.org/spec/DDS-RTPS/2.1/>
- [3] DDS-XTYPES: Extensible and Dynamic Topic-Types for DDS version 1.0
<http://www.omg.org/spec/DDS-XTypes/>
- [4] OMG-IDL: Interface Definition Language (IDL) version 3.5 <http://www.omg.org/spec/IDL35/>
- [5] IDL2C: IDL to C Language Mapping, Version 1.0. <http://www.omg.org/spec/C/1.0/>
- [6] IDL2Java: IDL To Java Language Mapping, Version 1.3 <http://www.omg.org/spec/I2JAV/1.3/>
- [7] IDL2C++: IDL to C++ Language Mapping (CPP), Version 1.3
<http://www.omg.org/spec/Cpp/1.3/PDF>
- [8] IDL2C++11: IDL To C++11 Language Mapping <http://www.omg.org/spec/Cpp11/>
- [9] Transport Layer Security, http://en.wikipedia.org/wiki/Transport_Layer_Security
- [10] IPsec, <http://en.wikipedia.org/wiki/IPsec>
- [11] DSA, FIPS PUB 186-4 Digital Signature Standard (DSS).
<http://nvlpubs.nist.gov/nistpubs/FIPS/NIST.FIPS.186-4.pdf>
- [12] Diffie-Hellman (D-H) Key Agreement Method. IETF RFC 2631.
<http://tools.ietf.org/html/rfc2631>
- [13] J. H. Catch *et al.*, “A Security Analysis of the CLIQUES Protocol Suite”,
<http://citeseerx.ist.psu.edu/viewdoc/summary?doi=10.1.1.2.8964>
- [14] Erramilli, S.; Gadgil, S.; Natarajan, N., “Efficient assignment of multicast groups to publish-subscribe information topics in tactical networks”, MILCOM 2008
- [15] “RFC 2094 - Group Key Management Protocol (GKMP) Architecture”,
<http://www.faqs.org/rfcs/rfc2094.html>
- [16] Raghav Bhaskar, Daniel Augot, Cedric Adjih, Paul Muhlethaler and Saadi Boudjit, “AGDH (Asymmetric Group Diffie Hellman): An Efficient and Dynamic Group Key Agreement Protocol for Ad hoc Networks”, Proceedings of New Technologies, Mobility and Security (NTMS) conference, Paris, France, May 2007
- [17] Qianhong Wu, Yi Mu, Willy Susilo, Bo Qin and Josep Domingo-Ferrer “Asymmetric Group Key Agreement”, EUROCRYPT 2009
- [18] “Secure IP Multicast”,
http://www.cisco.com/en/US/prod/collateral/iosswrel/ps6537/ps6552/prod_presentation0900aecd80473105.pdf
- [19] Gerardo Pardo-Castellote. “Secure DDS: A Security Model suitable for NetCentric, Publish-Subscribe, and Data Distribution Systems”, RTESS, Washington DC, July 2007.
http://www.omg.org/news/meetings/workshops/RT-2007/05-2_Pardo-Castellote-revised.pdf
- [20] M. Baugher, D. McGrew, M. Naslund, E. Carrara, K. Norrman, “The Secure Real-time Transport Protocol (SRTP)” IETF RFC 3711, <http://tools.ietf.org/html/rfc3711>
- [21] Baugher, M., Weis, B., Hardjono, T. and H. Harney, "The Group Domain of Interpretation," IETF RFC 3547, <http://tools.ietf.org/html/rfc3547>, July 2003.
- [22] P. Zimmerman, A. Johnston, and J. Callas, “ZRTP: Media Path Key Agreement for Secure RTP”, Internet-Draft, March 2009
- [23] F. Andreason, M. Baugher, and D. Wing, “Session description protocol (SDP) security description for media streams,” IETF RFC 4568, July 2006
- [24] D. Ignjatich, L. Dondeti, F. Audet, P. Lin, “MIKEY-RSA-R: An Additional Mode of Key Distribution in Multimedia Internet KEYing (MIKEY)”, RFC 4738, November 2006.

- [25] M. Baugher, A. Rueeggsegger, and S. Rowles, "GDOI Key Establishment for the STRP Data Security Protocol", <http://tools.ietf.org/id/draft-ietf-msec-gdoi-srtp-01.txt>, June 2008.
- [26] Bruce Schneier (August 2005). "SHA-1 Broken". Retrieved 2009-01-09. "
- [27] H. Krawczyk, M. Bellare, and R. Canetti, "HMAC: Keyed-Hashing for Message Authentication" IETF RFC 2104, <http://tools.ietf.org/html/rfc2104>
- [28] Bellare, Mihir (June 2006). "New Proofs for NMAC and HMAC: Security without Collision-Resistance". In Dwork, Cynthia. Advances in Cryptology – Crypto 2006 Proceedings. Lecture Notes in Computer Science 4117. Springer-Verlag.
- [29] S. Turner and L. Chen, "Updated Security Considerations for the MD5 Message-Digest and the HMAC-MD5 Algorithms" IETF RFC 6151, <http://tools.ietf.org/html/rfc6151>
- [30] Cisco, "Implementing Group Domain of Interpretation in a Dynamic Multipoint VPN", http://www.cisco.com/en/US/prod/collateral/iosswrel/ps6537/ps6586/ps6660/ps6811/prod_white_paper0900aecd804c363f.html
- [31] CiscoIOS Secure Multicast, http://www.cisco.com/en/US/prod/collateral/iosswrel/ps6537/ps6552/prod_white_paper0900aec8047191e.html
- [32] A. Mason. IPsec Overview Part Two: Modes and Transforms. <http://www.ciscopress.com/articles/article.asp?p=25477>
- [33] R. Canetti, P. Cheng, F. Giraud, D. Pendarakis, J. Rao, P. Rohatgi, and D. Saha, "An IPsec-based Host Architecture for Secure Internet Multicast", Proceedings of the 7th Annual Network and Distributed Systems Security Symposium, San Diego, CA, 2000
- [34] T. Aurisch, and C. Karg, "Using the IPsec architecture for secure multicast communications," 8th International Command and Control Research and Technology Symposium (ICCRTS), Washington D.C., 2003
- [35] J. Zhang and C. Gunter. Application-aware secure multicast for power grid communications, International Journal of Security and Networks, Vol 6, No 1, 2011
- [36] List of reserved RTPS Vendor Ids. <http://portals.omg.org/dds/content/page/dds-rtps-vendor-and-product-ids>
- [37] PKCS #7: Cryptographic Message Syntax Version 1.5. IETF RFC 2315. <http://tools.ietf.org/html/rfc2315>
- [38] File expression matching syntax for fnmatch() ; POSIX fnmatch API (IEEE 1003.2-1992 Section B.6)
- [39] X.509 v3. ITU-T Recommendation X.509 (2005) | ISO/IEC 9594-8:2005, Information technology - Open Systems Interconnection - The Directory: Public-key and attribute certificate frameworks. <http://www.itu.int/itu-t/recommendations/rec.aspx?rec=X.509>
- [40] IETF RFC 5280: Internet X.509 Public Key Infrastructure Certificate and Certificate Revocation List (CRL) Profile, <https://tools.ietf.org/html/rfc5280>
- [41] ANSI X9.62. ANSI, "Public Key Cryptography For The Financial Services Industry: The Elliptic Curve Digital Signature Algorithm (ECDSA)", ANSI X9.62, 2005

DDSSSEC11-52 Specify Authentication Challenge Length

- [42] FIPS 186-4: FIPS Digital Signature Standard (DSS). <http://nvlpubs.nist.gov/nistpubs/FIPS/NIST.FIPS.186-4.pdf>
- [43] PKCS#8: Asymmetric Key Packages. IETF RFC 5958. <https://tools.ietf.org/html/rfc5958>
- [44] PKCS#1: Public-Key Cryptography Standards: RSA Cryptography Specifications Version 2.1 <https://tools.ietf.org/html/rfc3447>
- [45] [NIST SP 800-38D] Recommendation for Block Cipher Modes of Operation: Galois/Counter Mode (GCM) and GMAC <http://csrc.nist.gov/publications/nistpubs/800-38D/SP-800-38D.pdf>

Deleted: B

IDSSEC11-23 FIPS-196 reference to wrong chapter

- [46] [NIST SP 800-90A-R1] NIST Special Publication 800-90A Revision 1. Recommendation for Random Number Generation Using Deterministic Random Bit Generators.
<http://nvlpubs.nist.gov/nistpubs/SpecialPublications/NIST.SP.800-90Ar1.pdf>
- [47] IETF RFC 5114 “Additional Diffie-Hellman Groups for Use with IETF Standards” <https://tools.ietf.org/html/rfc5114>.
- [48] [NIST SP 800-56Ar2] NIST Special Publication 800-56A Revision 2. Recommendation for Pair-Wise Key Establishment Schemes Using Discrete Logarithm Cryptography
<http://nvlpubs.nist.gov/nistpubs/SpecialPublications/NIST.SP.800-56Ar2.pdf>
- [49] NIST Suite B Implementer’s Guide to NIST SP 800-56A
https://www.nsa.gov/ia/files/SuiteB_Implementer_G-113808.pdf
- [50] IETF RFC 5869 HMAC-based Extract-and-Expand Key Derivation Function (HKDF)
<https://tools.ietf.org/html/rfc5869>
- [51] IETF RFC 4514 "Lightweight Directory Access Protocol (LDAP): String Representation of Distinguished Names" <https://tools.ietf.org/html/rfc4514>

IDSSEC11-82 OCSP stapling to enhance certificate status checking during handshake

- [52] IETF RFC 2560 “X.509 Internet Public Key Infrastructure Online Certificate Status Protocol – OCSP” <https://tools.ietf.org/html/rfc2560>
- [53] IETF RFC 6066 “Transport Layer Security (TLS) Extensions: Extension Definitions”
<https://tools.ietf.org/html/rfc6066>
- [54] IETF RFC 2560 “The Transport Layer Security (TLS) Multiple Certificate Status Request Extension” <https://tools.ietf.org/html/rfc6961>

Deleted: <#>FIPS 196 Entity Authentication Using Public Key Cryptography
<http://csrc.nist.gov/publications/fips/fips196/fips196.pdf>