



OBJECT MANAGEMENT GROUP

Common Object Request Broker Architecture (CORBA) Version 3.4

Part 1: CORBA Interfaces - with change bars

OMG Document Number: formal/2021-02-03

Standard document URL: <http://www.omg.org/spec/CORBA/3.4/Interfaces/PDF>

Release Date: March 2021

Normative Machine Consumable Files:

- <http://www.omg.org/spec/CORBA/20120301/BiDirPolicy.idl>
- http://www.omg.org/spec/CORBA/20120301/CONV_FRAME.idl
- http://www.omg.org/spec/CORBA/20120301/CORBA_Context.idl
- http://www.omg.org/spec/CORBA/20120301/CORBA_Current.idl
- http://www.omg.org/spec/CORBA/20120301/CORBA_CustomMarshal.idl
- http://www.omg.org/spec/CORBA/20120301/CORBA_DomainManager.idl
- http://www.omg.org/spec/CORBA/20120301/CORBA_IDL_FAQ.html
- http://www.omg.org/spec/CORBA/20120301/CORBA_InterfaceRepository.idl
- http://www.omg.org/spec/CORBA/20120301/CORBA_NVList.idl
- http://www.omg.org/spec/CORBA/20120301/CORBA_Object.idl
- http://www.omg.org/spec/CORBA/20120301/CORBA_ORB.idl
- http://www.omg.org/spec/CORBA/20120301/CORBA_ORB_Init.idl
- http://www.omg.org/spec/CORBA/20120301/CORBA_Policy.idl
- http://www.omg.org/spec/CORBA/20120301/CORBA_Pollable.idl
- http://www.omg.org/spec/CORBA/20120301/CORBA_Request.idl
- http://www.omg.org/spec/CORBA/20120301/CORBA_ServerRequest.idl
- http://www.omg.org/spec/CORBA/20120301/CORBA_StandardExceptions.idl
- http://www.omg.org/spec/CORBA/20120301/CORBA_Stream.idl
- http://www.omg.org/spec/CORBA/20120301/CORBA_TypeCode.idl
- http://www.omg.org/spec/CORBA/20120301/CORBA_ValueBase.idl
- <http://www.omg.org/spec/CORBA/20120301/CSI.idl>
- <http://www.omg.org/spec/CORBA/20120301/CSIIOP.idl>
- <http://www.omg.org/spec/CORBA/20120301/Dynamic.idl>
- <http://www.omg.org/spec/CORBA/20120301/DynamicAny.idl>
- <http://www.omg.org/spec/CORBA/20120301/FT.idl>
- <http://www.omg.org/spec/CORBA/20120301/GIOP.idl>
- <http://www.omg.org/spec/CORBA/20120301/GSSUP.idl>
- <http://www.omg.org/spec/CORBA/20120301/IIOP.idl>
- <http://www.omg.org/spec/CORBA/20120301/IOP.idl>
- http://www.omg.org/spec/CORBA/20120301/IOP_DCE.idl
- <http://www.omg.org/spec/CORBA/20120301/MessageRouting.idl>
- <http://www.omg.org/spec/CORBA/20120301/Messaging.idl>
- <http://www.omg.org/spec/CORBA/20120301/orb.idl>
- <http://www.omg.org/spec/CORBA/20120301/PortableInterceptor.idl>
- <http://www.omg.org/spec/CORBA/20120301/PortableServer.idl>
- http://www.omg.org/spec/CORBA/20120301/pseudo_orb.idl
- <http://www.omg.org/spec/CORBA/20120301/SendingContext.idl>

Copyright © 1997-2001 Electronic Data Systems Corporation
Copyright © 1997-2001 Hewlett-Packard Company
Copyright © 1997-2001 IBM Corporation
Copyright © 1997-2001 ICON Computing
Copyright © 2007 IONA Technologies, PLC
Copyright © 1997-2001 i-Logix
Copyright © 1997-2001 IntelliCorp
Copyright © 1997-2001 Microsoft Corporation
Copyright © 2011-2012 Object Management Group
Copyright © 1997-2001 ObjecTime Limited
Copyright © 1997-2001 Oracle Corporation
Copyright © 1997-2001 Platinum Technology, Inc.
Copyright © 1997-2001 Ptech Inc.
Copyright © 1997-2001 Rational Software Corporation
Copyright © 1997-2001 Reich Technologies
Copyright © 2007-2012 Remedy IT
Copyright © 1997-2001 Softeam
Copyright © 1997-2001 Sterling Software
Copyright © 1997-2001 Taskon A/S
Copyright © 2008-2009 Telefónica Investigación y Desarrollo S.A.Unipersonal
Copyright © 1997-2001 Unisys Corporation

Use of Specification - Terms, Conditions & Notices

The material in this document details an Object Management Group specification in accordance with the terms, conditions and notices set forth below. This document does not represent a commitment to implement any portion of this International Standard in any company's products. The information contained in this document is subject to change without notice.

Licenses

The companies listed above have granted to the Object Management Group, Inc. (OMG) a nonexclusive, royalty-free, paid up, worldwide license to copy and distribute this document and to modify this document and distribute copies of the modified version. Each of the copyright holders listed above has agreed that no person shall be deemed to have infringed the copyright in the included material of any such copyright holder by reason of having used the specification set forth herein or having conformed any computer software to the specification.

Subject to all of the terms and conditions below, the owners of the copyright in this International Standard hereby grant you a fully-paid up, non-exclusive, nontransferable, perpetual, worldwide license (without the right to sublicense), to use this International Standard to create and distribute software and special purpose specifications that are based upon this International Standard, and to use, copy, and distribute this International Standard as provided under the Copyright Act; provided that: (1) both the copyright notice identified above and this permission notice appear on any copies of this International Standard; (2) the use of the specifications is for informational purposes and will not be copied or posted on any network computer or broadcast in any media and will not be otherwise resold or transferred for commercial purposes; and (3)

no modifications are made to this International Standard. This limited permission automatically terminates without notice if you breach any of these terms or conditions. Upon termination, you will destroy immediately any copies of the specifications in your possession or control.

Patents

The attention of adopters is directed to the possibility that compliance with or adoption of OMG specifications may require use of an invention covered by patent rights. OMG shall not be responsible for identifying patents for which a license may be required by any OMG specification, or for conducting legal inquiries into the legal validity or scope of those patents that are brought to its attention. OMG specifications are prospective and advisory only. Prospective users are responsible for protecting themselves against liability for infringement of patents.

General Use Restrictions

Any unauthorized use of this International Standard may violate copyright laws, trademark laws, and communications regulations and statutes. This document contains information which is protected by copyright. All Rights Reserved. No part of this work covered by copyright herein may be reproduced or used in any form or by any means--graphic, electronic, or mechanical, including photocopying, recording, taping, or information storage and retrieval systems--without permission of the copyright owner.

Disclaimer Of Warranty

WHILE THIS PUBLICATION IS BELIEVED TO BE ACCURATE, IT IS PROVIDED "AS IS" AND MAY CONTAIN ERRORS OR MISPRINTS. THE OBJECT MANAGEMENT GROUP AND THE COMPANIES LISTED ABOVE MAKE NO WARRANTY OF ANY KIND, EXPRESS OR IMPLIED, WITH REGARD TO THIS PUBLICATION, INCLUDING BUT NOT LIMITED TO ANY WARRANTY OF TITLE OR OWNERSHIP, IMPLIED WARRANTY OF MERCHANTABILITY OR WARRANTY OF FITNESS FOR A PARTICULAR PURPOSE OR USE.

IN NO EVENT SHALL THE OBJECT MANAGEMENT GROUP OR ANY OF THE COMPANIES LISTED ABOVE BE LIABLE FOR ERRORS CONTAINED HEREIN OR FOR DIRECT, INDIRECT, INCIDENTAL, SPECIAL, CONSEQUENTIAL, RELIANCE OR COVER DAMAGES, INCLUDING LOSS OF PROFITS, REVENUE, DATA OR USE, INCURRED BY ANY USER OR ANY THIRD PARTY IN CONNECTION WITH THE FURNISHING, PERFORMANCE, OR USE OF THIS MATERIAL, EVEN IF ADVISED OF THE POSSIBILITY OF SUCH DAMAGES.

The entire risk as to the quality and performance of software developed using this International Standard is borne by you. This disclaimer of warranty constitutes an essential part of the license granted to you to use this International Standard.

Restricted Rights Legend

Use, duplication or disclosure by the U.S. Government is subject to the restrictions set forth in subparagraph (c) (1) (ii) of The Rights in Technical Data and Computer Software Clause at DFARS 252.227-7013 or in subparagraph (c)(1) and (2) of the Commercial Computer Software - Restricted Rights clauses at 48 C.F.R. 52.227-19 or as specified in 48 C.F.R. 227-7202-2 of the DoD F.A.R. Supplement and its successors, or as specified in 48 C.F.R. 12.212 of the Federal Acquisition Regulations and its successors, as applicable. The specification copyright owners are as indicated above and may be contacted through the Object Management Group, 109 Highland Avenue, Needham, MA 02494, U.S.A.

Trademarks

MDA®, Model Driven Architecture®, UML®, UML Cube logo®, OMG Logo®, CORBA® and XMI® are registered trademarks of the Object Management Group, Inc., and Object Management Group™, OMG™, Unified Modeling Language™, Model Driven Architecture Logo™, Model Driven Architecture Diagram™, CORBA logos™, XMI Logo™, CWM™, CWM Logo™, IIOPT™, IMM™, MOF™, OMG Interface Definition Language (IDL)™, and Systems Modeling Language (SysML™) are trademarks of the Object Management Group. All other products or company names mentioned are used for identification purposes only, and may be trademarks of their respective owners.

Compliance

The copyright holders listed above acknowledge that the Object Management Group (acting itself or through its designees) is and shall at all times be the sole entity that may authorize developers, suppliers and sellers of computer software to use certification marks, trademarks or other special designations to indicate compliance with these materials.

Software developed under the terms of this license may claim compliance or conformance with this International Standard if and only if the software compliance is of a nature fully matching the applicable compliance points as stated in the specification. Software developed only partially matching the applicable compliance points may claim only that the software was based on this International Standard, but may not claim compliance or conformance with this International Standard. In the event that testing suites are implemented or approved by Object Management Group, Inc., software developed using this International Standard may claim compliance or conformance with the specification only if the software satisfactorily completes the testing suites.

OMG's Issue Reporting Procedure

All OMG specifications are subject to continuous review and improvement. As part of this process we encourage readers to report any ambiguities, inconsistencies, or inaccuracies they may find by completing the Issue Reporting Form listed on the main web page <http://www.omg.org>, under Documents, Report a Bug/Issue Report a Bug/Issue (http://www.omg.org/report_issue.htm).

Table of Contents

Preface	xv
1 Scope	1
1.1 Overview	1
2 Conformance and Compliance	1
2.1 Overview	1
3 References	1
3.1 Normative References.....	1
4 Additional Information	2
4.1 Outline of Contents.....	2
4.2 Keywords for Requirement Statements.....	2
5 The Object Model	3
5.1 Overview	3
5.2 Object Semantics	3
5.2.1 Objects	4
5.2.2 Requests	4
5.2.3 Object Creation and Destruction	5
5.2.4 Types	5
5.2.5 Interfaces	6
5.2.6 Value Types	7
5.2.7 Abstract Interfaces	7
5.2.8 Operations	7
5.2.9 Attributes	9
5.3 Object Implementation	9
5.3.1 The Execution Model: Performing Services	9
5.3.2 The Construction Model	9
6 CORBA Overview	11
6.1 General.....	11

6.2	Structure of an Object Request Broker	11
6.2.1	Object Request Broker	15
6.2.2	Clients	16
6.2.3	Object Implementations	16
6.2.4	Object References	16
6.2.5	OMG Interface Definition Language	17
6.2.6	Mapping of IDL to Programming Languages	17
6.2.7	Client Stubs	17
6.2.8	Dynamic Invocation Interface	17
6.2.9	Implementation Skeleton	18
6.2.10	Dynamic Skeleton Interface	18
6.2.11	Object Adapters	18
6.2.12	ORB Interface	18
6.2.13	Interface Repository	19
6.2.14	Implementation Repository	19
6.3	Example ORBs	19
6.3.1	Client- and Implementation-resident ORB	19
6.3.2	Server-based ORB	19
6.3.3	System-based ORB	20
6.3.4	Library-based ORB	20
6.4	Structure of a Client.....	20
6.5	Structure of an Object Implementation.....	21
6.6	Structure of an Object Adapter.....	23
6.7	CORBA Required Object Adapter	24
6.7.1	Portable Object Adapter	24
6.8	The Integration of Foreign Object Systems.....	24
7	IDL Syntax and Semantics	27
7.1	Overview	27
7.2	Lexical Conventions	27
7.3	Preprocessing	27
7.4	IDL Grammar.....	27
7.5	IDL Specification	27
7.6	Import Declaration	27
7.7	Module Declaration	27
7.8	Interface Declaration	27

7.9 Value Declaration	27
7.10 Constant Declaration	27
7.11 Type Declaration	28
7.12 Exception Declaration	28
7.13 Operation Declaration	28
7.14 Attribute Declaration	28
7.15 Repository Identity Related Declarations	28
7.16 Event Declaration	28
7.17 Component Declaration	28
7.18 Home Declaration	28
7.19 CORBA Module	28
7.20 Names and Scoping	28
8 ORB Interface	93
8.1 Overview	93
8.2 The ORB Operations	93
8.2.1 ORB Identity	99
8.2.2 Converting Object References to Strings	99
8.2.3 Getting Service Information	100
8.2.4 Creating a New Context	100
8.2.5 Thread-Related Operations	100
8.3 Object Reference Operations	103
8.3.1 Determining the Object Interface	105
8.3.2 Duplicating and Releasing Copies of Object References	105
8.3.3 Nil Object References	105
8.3.4 Equivalence Checking Operation	106
8.3.5 Probing for Object Non-Existence	106
8.3.6 Object Reference Identity	106
8.3.7 Type Coercion Considerations	108
8.3.8 Getting Policy Associated with the Object	108
8.3.9 Overriding Associated Policies on an Object Reference	109
8.3.10 Validating Connection	110
8.3.11 Getting the Domain Managers Associated with the Object	110
8.3.12 Getting Component Associated with the Object	111
8.3.13 Getting the ORB	111
8.3.14 LocalObject Operations	111
8.4 ValueBase Operations	112

8.5 ORB and OA Initialization and Initial References	113
8.5.1 ORB Initialization	113
8.5.2 Obtaining Initial Object References	115
8.5.3 Configuring Initial Service References	117
8.6 Context Object.....	119
8.6.1 Introduction	119
8.6.2 Context Object Operations	120
8.7 Current Object	123
8.8 Policy Object	124
8.8.1 Definition of Policy Object	124
8.8.2 Creation of Policy Objects	125
8.8.3 Usages of Policy Objects	126
8.8.4 Policy Associated with the Execution Environment	127
8.8.5 Specification of New Policy Objects	127
8.8.6 Standard Policies	129
8.9 Management of Policies	129
8.9.1 Client Side Policy Management	129
8.9.2 Server Side Policy Management	129
8.9.3 Policy Management Interfaces	130
8.10 Management of Policy Domains.....	132
8.10.1 Basic Concepts	132
8.10.2 Domain Management Operations	134
8.11 TypeCodes	136
8.11.1 The TypeCode Interface	136
8.11.2 TypeCode Constants	140
8.11.3 Creating TypeCodes	141
8.12 Exceptions.....	145
8.12.1 Definition of Terms	145
8.12.2 System Exceptions	146
8.12.3 Standard System Exception Definitions	147
8.12.4 Standard Minor Exception Codes	153
9 Value Type Semantics	155
9.1 Overview	155
9.2 Architecture	155
9.2.1 Abstract Values	156
9.2.2 Operations	156
9.2.3 Value Type vs. Interfaces	157

9.2.4	Parameter Passing	157
9.2.5	Substitutability Issues	158
9.2.6	Widening/Narrowing	159
9.2.7	Value Base Type	159
9.2.8	Life Cycle issues	159
9.2.9	Security Considerations	160
9.3	Standard Value Box Definitions.....	160
9.4	Language Mappings.....	161
9.4.1	General Requirements	161
9.4.2	Language Specific Marshaling	161
9.4.3	Language Specific Value Factory Requirements	161
9.4.4	Value Method Implementation	162
9.5	Custom Marshaling	162
9.5.1	Implementation of Custom Marshaling	162
9.5.2	Marshaling Streams	163
9.6	Access to the Sending Context Run Time.....	169
10	Abstract Interface Semantics	171
10.1	Overview	171
10.2	Semantics of Abstract Interfaces.....	171
10.3	Usage Guidelines	172
10.4	Example	172
10.5	Security Considerations	173
10.5.1	Passing Values to Trusted Domains	173
11	Dynamic Invocation Interface	175
11.1	Overview	175
11.1.1	Common Data Structures	175
11.1.2	Memory Usage	177
11.1.3	Return Status and Exceptions	177
11.2	Request Operations	177
11.2.1	create_request	178
11.2.2	add_arg	180
11.2.3	invoke	180
11.2.4	delete	181
11.2.5	send	181
11.2.6	poll_response	181
11.2.7	get_response	181
11.2.8	sendp	182

11.2.9	prepare	182
11.2.10	sendc	182
11.3	ORB Operations	183
11.3.1	send_multiple_requests	183
11.3.2	get_next_response and poll_next_response	183
11.4	Polling.....	184
11.4.1	Abstract Valuetype Pollable	185
11.4.2	Abstract Valuetype DIIPollable	186
11.4.3	interface PollableSet	186
11.5	List Operations	187
11.5.1	create_list	188
11.5.2	add_item	188
11.5.3	free	189
11.5.4	free_memory	189
11.5.5	get_count	189
11.5.6	create_operation_list	189
12	Dynamic Skeleton Interface	191
12.1	Introduction.....	191
12.2	ServerRequestPseudo-Object.....	192
12.2.1	ExplicitRequest State: ServerRequestPseudo-Object	192
12.3	DSI: Language Mapping.....	193
12.3.1	ServerRequest's Handling of Operation Parameters	193
12.3.2	Registering Dynamic Implementation Routines	193
13	Dynamic Management of Any Values	195
13.1	Overview	195
13.2	DynAny API.....	196
13.2.1	Creating a DynAny Object	202
13.2.2	The DynAny Interface	204
13.2.3	The DynFixed Interface	208
13.2.4	The DynEnum Interface	208
13.2.5	The DynStruct Interface	209
13.2.6	The DynUnion Interface	210
13.2.7	The DynSequence Interface	212
13.2.8	The DynArray Interface	213
13.2.9	The DynValueCommon Interface	214
13.2.10	The DynValue Interface	215

13.2.11 The DynValueBox Interface	215
13.3 Usage in C++ Language	216
13.3.1 Dynamic Creation of CORBA::Any values	216
13.3.2 Dynamic Interpretation of CORBA::Any values	217
14 The Interface Repository	219
14.1 Overview	219
14.2 Scope of an Interface Repository	219
14.3 Implementation Dependencies	221
14.3.1 Managing Interface Repositories	221
14.4 Basics	222
14.4.1 Names and Identifiers	222
14.4.2 Types and TypeCodes	223
14.4.3 Interface Repository Objects	223
14.4.4 Structure and Navigation of the Interface Repository	224
14.5 Interface Repository Interfaces	226
14.5.1 Supporting Type Definitions	227
14.5.2 IObject	228
14.5.3 Contained	229
14.5.4 Container	231
14.5.5 IDLType	236
14.5.6 Repository	236
14.5.7 ModuleDef	238
14.5.8 ConstantDef	238
14.5.9 TypedefDef	239
14.5.10 StructDef	239
14.5.11 UnionDef	240
14.5.12 EnumDef	241
14.5.13 AliasDef	241
14.5.14 PrimitiveDef	242
14.5.15 StringDef	242
14.5.16 WstringDef	242
14.5.17 FixedDef	243
14.5.18 SequenceDef	243
14.5.19 ArrayDef	243
14.5.20 ExceptionDef	244
14.5.21 AttributeDef	245
14.5.22 ExtAttributeDef	245
14.5.23 OperationDef	246
14.5.24 InterfaceDef	248
14.5.25 ExtInterfaceDef	250
14.5.26 AbstractInterfaceDef	251

14.5.27	ExtAbstractInterfaceDef	252
14.5.28	LocalInterfaceDef	253
14.5.29	ExtLocalInterfaceDef	254
14.5.30	ValueMemberDef	254
14.5.31	ValueDef	255
14.5.32	ExtValueDef	258
14.5.33	ValueBoxDef	260
14.5.34	NativeDef	260
14.6	Component Interface Repository Interfaces	260
14.6.1	ComponentIR::Container	260
14.6.2	ComponentIR::Repository	262
14.6.3	ComponentIR::ProvidesDef	263
14.6.4	ComponentIR::UsesDef	263
14.6.5	ComponentIR::EventDef	264
14.6.6	ComponentIR::EventPortDef	264
14.6.7	ComponentIR::EmitsDef	265
14.6.8	ComponentIR::PublishesDef	266
14.6.9	ComponentIR::ConsumesDef	266
14.6.10	ComponentIR::ComponentDef	266
14.6.11	ComponentIR::FactoryDef	269
14.6.12	ComponentIR::FinderDef	270
14.6.13	ComponentIR::HomeDef	270
14.7	RepositoryIds	272
14.7.1	IDL Format	273
14.7.2	RMI Hashed Format	273
14.7.3	DCE UUID Format	275
14.7.4	LOCAL Format	275
14.7.5	Pragma Directives for RepositoryId	275
14.7.6	For More Information	280
14.7.7	RepositoryIDs for OMG-Specified Types	280
14.7.8	Uniqueness Constraints on Repository IDs	281
14.8	IDL for Interface Repository	282
15	The Portable Object Adapter	301
15.1	Overview	301
15.2	Abstract Model Description	301
15.2.1	Model Components	301
15.2.2	Model Architecture	303
15.2.3	POA Creation	304
15.2.4	Reference Creation	305

15.2.5	Object Activation States	306
15.2.6	Request Processing	306
15.2.7	Implicit Activation	307
15.2.8	Multi-threading	308
15.2.9	Dynamic Skeleton Interface	309
15.2.10	Location Transparency	310
15.3	Interfaces.....	310
15.3.1	The Servant IDL Type	311
15.3.2	POAManager Interface	312
15.3.3	POAManagerFactory Interface	316
15.3.4	AdapterActivator Interface	317
15.3.5	ServantManager Interface	318
15.3.6	ServantActivator Interface	319
15.3.7	ServantLocator Interface	321
15.3.8	POA Policy Objects	323
15.3.9	POA Interface	326
15.3.10	Current Operations	335
15.4	IDL for PortableServer Module.....	336
15.5	UML Description of PortableServer.....	342
15.6	Usage Scenarios	344
15.6.1	Getting the Root POA	344
15.6.2	Creating a POA	345
15.6.3	Explicit Activation with POA-assigned Object Ids	345
15.6.4	Explicit Activation with User-assigned Object Ids	346
15.6.5	Creating References before Activation	347
15.6.6	Servant Manager Definition and Creation	347
15.6.7	Object Activation on Demand	349
15.6.8	Persistent Objects with POA-assigned Ids	350
15.6.9	Multiple Object Ids Mapping to a Single Servant	350
15.6.10	One Servant for All Objects	350
15.6.11	Single Servant, Many Objects and Types, Using DSI	353
16	Portable Interceptors	357
16.1	Introduction.....	357
16.1.1	Object Creation	357
16.1.2	Client Sends Request	358
16.1.3	Server Receives Request	359
16.1.4	Server Sends Reply	359
16.1.5	Client Receives Reply	360
16.2	General Behavior of Local Objects.....	360
16.3	Interceptor Interface	360

16.4 Request Interceptors	361
16.4.1 Design Principles	361
16.4.2 General Flow Rules	362
16.4.3 The Flow Stack Visual Model	362
16.4.4 The Request Interceptor Points	363
16.4.5 Client-Side Interceptor	363
16.4.6 Client-Side Interception Points	363
16.4.7 Client-Side Interception Point Flow	365
16.4.8 Server-Side Interceptor	368
16.4.9 Server-Side Interception Points	368
16.4.10 Server-Side Interception Point Flow	370
16.4.11 Request Information	373
16.4.12 RequestInfo Interface	373
16.4.13 ClientRequestInfo Interface	377
16.4.14 ServerRequestInfo Interface	380
16.4.15 ForwardRequest Exception	384
16.5 Portable Interceptor Current.....	384
16.5.1 Overview	384
16.5.2 Obtaining the Portable Interceptor Current	384
16.5.3 Portable Interceptor Current Interface	385
16.5.4 Use of Portable Interceptor Current	386
16.6 IOR Interceptor.....	390
16.6.1 Overview	390
16.6.2 An Abstract Model for Object Adapters	390
16.6.3 Object Reference Template	392
16.6.4 IORInterceptor Interface	394
16.6.5 IORInfo Interface	395
16.7 Interceptor Policy Objects	398
16.7.1 ProcessingMode Policy	398
16.8 PolicyFactory.....	399
16.8.1 PolicyFactory Interface	399
16.9 Registering Interceptors	399
16.9.1 ORBInitializer Interface	399
16.9.2 ORBInitInfo Interface	400
16.9.3 register_orb_initializer Operation	404
16.9.4 Notes about Registering Interceptors	406
16.10 Dynamic Initial References.....	407
16.10.1 register_initial_reference	407
16.11 Module Dynamic.....	408
16.11.1 NVList PIDL Represented by ParameterList IDL	408

16.11.2 ContextList PIDL Represented by ContextList IDL	408
16.11.3 ExceptionList PIDL Represented by ExceptionList IDL	408
16.11.4 Context PIDL Represented by RequestContext IDL	408
16.12 Consolidated IDL.....	408
16.12.1 Dynamic	408
16.12.2 Portions of IOP Relevant to Portable Interceptor	409
16.12.3 PortableInterceptor	410
17 CORBA Messaging	415
17.1 Overview	415
17.2 Sub clause I - Introduction.....	415
17.3 Messaging Quality of Service.....	415
17.3.1 Rebind Support	417
17.3.2 Synchronization Scope	419
17.3.3 Request and Reply Priority	420
17.3.4 Request and Reply Timeout	420
17.3.5 Routing	422
17.3.6 Queue Ordering	423
17.4 Propagation of Messaging QoS	424
17.4.1 Structures	424
17.4.2 Messaging QoS Profile Component	424
17.4.3 Messaging QoS Service Context	425
17.5 Sub clause II - Introduction.....	425
17.6 Running Example	426
17.7 Async Operation Mapping	427
17.7.1 Callback Model Signatures (sendc)	427
17.7.2 Polling Model Signatures (sendp)	429
17.8 Exception Delivery in the Callback Model	431
17.8.1 Messaging::ExceptionHolder valuetype	431
17.9 Type-Specific ReplyHandler Mapping	432
17.9.1 ReplyHandler Operations for NO_EXCEPTION Replies	432
17.9.2 ReplyHandler Operations for Exceptional Replies	433
17.9.3 Example	434
17.10 Generic Poller Value	434
17.10.1 operation_target	435
17.10.2 operation_name	435
17.10.3 associated_handler	435
17.10.4 is_from_poller	435
17.11 Type-Specific Poller Mapping.....	436

17.11.1 Basic Type-Specific Poller	436
17.11.2 Persistent Type-Specific Poller	438
17.11.3 Example	438
17.12 Example Programmer Usage	439
17.12.1 Example Programmer Usage (Examples Mapped to C++)	439
17.12.2 Client-Side C++ Example for the Asynchronous Method Signatures ..	439
17.12.3 Client-Side C++ Example of the Callback Model	441
17.12.4 Client-Side C++ Example of the Polling Model	448
17.12.5 Server Side	452
17.13 Sub clause III - Introduction.....	453
17.14 Routing Object References	454
17.15 Message Routing	455
17.15.1 Structures	457
17.15.2 Interfaces	458
17.15.3 Routing Protocol	460
17.16 Router Administration.....	465
17.16.1 Constants	468
17.16.2 Exceptions	468
17.16.3 Valuetypes	469
17.16.4 Interfaces	469
17.17 CORBA Messaging IDL.....	470
17.17.1 Messaging Module	470
17.17.2 MessageRouting Module	473
A.1 QoS Abstract Model Design.....	478
A.2 Model Components.....	478
A.2.1 Component Relationships	479
A.2.2 Component Design	479
A.3 AMI/TII Abstract Model Design	480
A.3.1 Asynchronous Method Invocation Components	480
A.3.2 Time-Independent Invocation Components	481
A.3.3 Component Relationships	481
A.3.4 Callback Model Detailed Design	484
A.3.5 Poller/PersistentRequest Detailed Design	485
A.4 Message Routing Abstract Model Design.....	486
A.4.1 Model Components	487
A.4.2 Component Relationships	487
A.4.3 Router Administration Design	487
B.1 Conformance Issues	489

B.2 Compatibility Issues	489
B.2.1 Transaction Service	489
B.2.2 Changes to Current OTS Behavior	489
B.2.3 Security Service	490
18 Compression	491
18.1 General.....	491
18.2 Compressor Interface.....	491
18.2.1 CompressionException	492
18.2.2 compress	492
18.2.3 decompress	492
18.2.4 compressor_factory	492
18.2.5 compression_level	492
18.2.6 compressed_bytes	492
18.2.7 uncompressed_bytes	493
18.2.8 compression_ratio	493
18.3 CompressorFactory Interface.....	493
18.3.1 compressor_id	493
18.3.2 get_compressor	493
18.4 CompressionManager Interface.....	493
18.4.1 register_factory	494
18.4.2 unregister_factory	494
18.4.3 get_factory	494
18.4.4 get_compressor	494
18.4.5 get_factories	494
18.5 Consolidated IDL.....	494
Annex A: IDL Tags and Exceptions	497
A.1 Overview	497
A.2 Profile ID Tags	497
A.3 Service ID Tags	498
A.4 Component ID Tags.....	499
A.5 Policy Type Tags	500
A.6 Exception Codes.....	504
A.7 Identity Tokens.....	510

Preface

About the Object Management Group

OMG

Founded in 1989, the Object Management Group, Inc. (OMG) is an open membership, not-for-profit computer industry standards consortium that produces and maintains computer industry specifications for interoperable, portable and reusable enterprise applications in distributed, heterogeneous environments. Membership includes Information Technology vendors, end users, government agencies and academia.

OMG member companies write, adopt, and maintain its specifications following a mature, open process. OMG's specifications implement the Model Driven Architecture® (MDA®), maximizing ROI through a full-lifecycle approach to enterprise integration that covers multiple operating systems, programming languages, middleware and networking infrastructures, and software development environments. OMG's specifications include: UML® (Unified Modeling Language™); CORBA® (Common Object Request Broker Architecture); CWM™ (Common Warehouse Metamodel); and industry-specific standards for dozens of vertical markets.

More information on the OMG is available at <http://www.omg.org/>.

OMG Specifications

As noted, OMG specifications address middleware, modeling and vertical domain frameworks. All OMG Specifications are available from this URL:

<http://www.omg.org/spec>

Specifications are organized by the following categories:

Business Modeling Specifications

Middleware Specifications

- **CORBA/IIOP**
- **Data Distribution Services**
- **Specialized CORBA**

IDL/Language Mapping Specifications

Modeling and Metadata Specifications

- **UML, MOF, CWM, XMI**
- **UML Profile**

Modernization Specifications

Platform Independent Model (PIM), Platform Specific Model (PSM), Interface Specifications

- CORBAServices
- CORBAFacilities

OMG Domain Specifications

CORBA Embedded Intelligence Specifications

CORBA Security Specifications

All of OMG's formal specifications may be downloaded without charge from our website. (Products implementing OMG specifications are available from individual suppliers.) Copies of specifications, available in PostScript and PDF format, may be obtained from the Specifications Catalog cited above or by contacting the Object Management Group, Inc. at:

OMG Headquarters
109 Highland Avenue
Needham, MA 02494
USA
Tel: +1-781-444-0404
Fax: +1-781-444-0320
Email: pubs@omg.org

Certain OMG specifications are also available as ISO standards. Please consult <http://www.iso.org>

Typographical Conventions

The type styles shown below are used in this document to distinguish programming statements from ordinary English. However, these conventions are not used in tables or section headings where no distinction is necessary.

Times/Times New Roman - 10 pt.: Standard body text

Helvetica/Arial - 10 pt. Bold: OMG Interface Definition Language (OMG IDL) and syntax elements.

Courier/New - 10 pt. Bold: Programming language elements.

Helvetica/Arial - 10 pt: Exceptions

Note – Terms that appear in *italics* are defined in the glossary. Italic text also represents the name of a document, specification, or other publication.

Issues

The reader is encouraged to report any technical or editing issues/problems with this specification to http://www.omg.org/report_issue.htm.

1 Scope

1.1 Overview

This document specifies the CORBA Object Model and uses concepts from that model to define the operation of the Object Request Broker (ORB). The ORB is the basic mechanism by which objects transparently make requests to - and receive responses from - each other on the same machine or across a network. A client need not be aware of the mechanisms used to communicate with or activate an object, how the object is implemented, or where the object is located.

2 Conformance and Compliance

2.1 Overview

The minimum required for a CORBA-compliant system is adherence to the specifications in this standard and one mapping. Each additional language mapping is a separate, optional compliance point. Optional means users aren't required to implement these points if they are unnecessary at their site, but if implemented, they must adhere to the CORBA specifications to be called CORBA-compliant. For instance, if a vendor supports C++, their ORB must comply with the OMG IDL to C++ binding specified in the C++ Language Mapping Specification.

The CORBA Language Mappings have been separated from this standard and each language mapping is its own separate OMG specification. Please refer to <http://www.omg.org/spec/> for these specifications.

3 References

3.1 Normative References

The following referenced documents are indispensable for the application of this document. For dated references, only the edition cited applies. For undated references, the latest edition of the referenced document (including any amendments) applies.

- ITU-T Recommendation X.902 (1995) | ISO/IEC 10746-2:1996, Information Technology - Open Distributed Processing - Reference Model: Foundations
- ITU-T Recommendation X.903 (1995) | ISO/IEC 10746-3:1996, Information Technology - Open Distributed Processing - Reference Model: Architecture
- ITU-T Recommendation X.920 (1997) | ISO/IEC 14750:1997, Information Technology - Open Distributed Processing - Interface Definition Language
- ISO/IEC 14882:2003, Information Technology - Programming languages - C++
- ISO/IEC 9899:1999, Information Technology - Programming languages - C

- [OMA] Object Management Group, “Object Management Architecture Guide, revision 3.0” , available from <http://www.omg.org/oma/>
- [RFC2119] IETF RFC 2119, “Key words for use in RFCs to Indicate Requirement Levels”, S. Bradner, March 1997. Available from <http://ietf.org/rfc/rfc2119>
- [IDL4] Object Management Group, “Interface Definition Language”, Version 4.2 formal/2018-01-05 <http://www.omg.org/spec/IDL/4.2>

4 Additional Information

4.1 Outline of Contents

Part 1 of this International Standard consists of the following:

1. The syntax and semantics of the OMG interface definition language (OMG IDL), which is used to describe the interfaces that client objects call and object implementations provide. Throughout this specification the abbreviation IDL is used, for brevity, as shorthand for OMG IDL.
2. The interface to the ORB functions that do not depend on object adapters: these operations are the same for all ORBs and object implementations.
3. The semantics of passing an object by value.
4. An IDL abstract interface, which provides the capability to defer the determination of whether an object is passed by reference or by value until runtime.
5. The Dynamic Invocation Interface (DII), the client's side of the interface that allows dynamic creation and invocation of request to objects.
6. The Dynamic Skeleton Interface (DSI), the server's-side interface that can deliver requests from an ORB to an object implementation that does not have compile-time knowledge of the type of the object it is implementing.
7. The interface for the Dynamic Any type that allows statically-typed programming languages such as C and Java to create or receive values of type Any without compile-time knowledge that the typer contained in the Any.
8. The Interface Repository that manages and provides access to a collection of object definitions.
9. The Portable Object Adapter that defines a group of IDL interfaces that an implementation uses to access ORB functions.
10. ORB operations that allow services such as security to be inserted in the invocation path.
11. Messaging which covers: Quality of Service, Asynchronous Method Invocations (to include Time-Independent or “Persistent” Requests), and the specification of interoperable Routing interfaces to support the transport of requests asynchronously from the handling of their replies.

4.2 Keywords for Requirement Statements

The keywords “must,” “must not,” “shall,” “shall not,” “should,” “should not,” and “may” in this specification are to be interpreted as described in [RFC 2119].

5 The Object Model

5.1 Overview

This clause describes the concrete object model that underlies the CORBA architecture. The model is derived from the abstract Core Object Model defined by the Object Management Group in the *Object Management Architecture Guide*.

The object model provides an organized presentation of object concepts and terminology. It defines a partial model for computation that embodies the key characteristics of objects as realized by the submitted technologies. The OMG object model is *abstract* in that it is not directly realized by any particular technology. The model described here is a *concrete* object model. A concrete object model may differ from the abstract object model in several ways:

- It may *elaborate* the abstract object model by making it more specific, for example, by defining the form of request parameters or the language used to specify types.
- It may *populate* the model by introducing specific instances of entities defined by the model, for example, specific objects, specific operations, or specific types.
- It may *restrict* the model by eliminating entities or placing additional restrictions on their use.

An object system is a collection of objects that isolates the requestors of services (clients) from the providers of services by a well-defined encapsulating interface. In particular, clients are isolated from the implementations of services as data representations and executable code.

The object model first describes concepts that are meaningful to clients, including such concepts as object creation and identity, requests and operations, types and signatures. It then describes concepts related to object implementations, including such concepts as methods, execution engines, and activation.

The object model is most specific and prescriptive in defining concepts meaningful to clients. The discussion of object implementation is more suggestive, with the intent of allowing maximal freedom for different object technologies to provide different ways of implementing objects.

There are some other characteristics of object systems that are outside the scope of the object model. Some of these concepts are aspects of application architecture, some are associated with specific domains to which object technology is applied. Such concepts are more properly dealt with in an architectural reference model. Examples of excluded concepts are compound objects, links, copying of objects, change management, and transactions. Also outside the scope of the object model are the details of control structure: the object model does not say whether clients and/or servers are single-threaded or multi-threaded, and does not specify how event loops are programmed nor how threads are created, destroyed, or synchronized.

This object model is an example of a *classical object model*, where a client sends a message to an object. Conceptually, the object interprets the message to decide what service to perform. In the classical model, a message identifies an object and zero or more actual parameters. As in most classical object models, a distinguished first parameter is required, which identifies the operation to be performed; the interpretation of the message by the object involves selecting a method based on the specified operation. Operationally, of course, method selection could be performed either by the object or the ORB.

5.2 Object Semantics

An object system provides services to clients. A *client* of a service is any entity capable of requesting the service. This sub clause defines the concepts associated with object semantics, that is, the concepts relevant to clients.

5.2.1 Objects

An object system includes entities known as objects. An *object* is an identifiable, encapsulated entity that provides one or more services that can be requested by a client.

5.2.2 Requests

Clients request services by issuing requests.

The term *request* is broadly used to refer to the entire sequence of causally related events that transpires between a client initiating it and the last event causally associated with that initiation. For example:

- the client receives the final response associated with that *request* from the server,
- the server carries out the associated operation in case of a oneway request, or
- the sequence of events associated with the *request* terminates in a failure of some sort. The initiation of a Request is an event.

The information associated with a request consists of an operation, a target object, zero or more (actual) parameters, and an optional request context.

A *request form* is a description or pattern that can be evaluated or performed multiple times to cause the issuing of requests. As described in the IDL Syntax and Semantics clause, request forms are defined by particular language bindings. An alternative request form consists of calls to the dynamic invocation interface to create an invocation structure, add arguments to the invocation structure, and to issue the invocation (refer to the *Dynamic Invocation Interface* clause for descriptions of these request forms).

A *value* is anything that may be a legitimate (actual) parameter in a request. More particularly, a value is an instance of an IDL data type. There are non-object values, as well as values that reference objects.

An *object reference* is a value that reliably denotes a particular object. Specifically, an object reference will identify the same object each time the reference is used in a request (subject to certain pragmatic limits of space and time). An object may be denoted by multiple, distinct object references.

A request may have parameters that are used to pass data to the target object; it may also have a request context that provides additional information about the request. A request context is a mapping from strings to strings.

A request causes a service to be performed on behalf of the client. One possible outcome of performing a service is returning to the client the results, if any, defined for the request.

If an abnormal condition occurs during the performance of a request, an exception is returned. The exception may carry additional return parameters particular to that exception.

The request parameters are identified by position. A parameter may be an input parameter, an output parameter, or an input-output parameter. A request may also return a single *return result value*, as well as the results stored into the output and input-output parameters.

The following semantics hold for all requests:

- Any aliasing of parameter values is neither guaranteed removed nor guaranteed to be preserved.
- The order in which aliased output parameters are written is not guaranteed.

- The return result and the values stored into the output and input-output parameters are undefined if an exception is returned.

For descriptions of the values and exceptions that are permitted, see Types on page 5 and Exceptions on page 8.

5.2.3 Object Creation and Destruction

Objects can be created and destroyed. From a client's point of view, there is no special mechanism for creating or destroying an object. Objects are created and destroyed as an outcome of issuing requests. The outcome of object creation is revealed to the client in the form of an object reference that denotes the new object.

5.2.4 Types

A *type* is an identifiable entity with an associated predicate (a single-argument mathematical function with a boolean result) defined over entities. An entity *satisfies* a type if the predicate is true for that entity. An entity that satisfies a type is called a *member of the type*.

Types are used in signatures to restrict a possible parameter or to characterize a possible result.

The *extension of a type* is the set of entities that satisfy the type at any particular time.

An *object type* is a type whose members are object references. In other words, an object type is satisfied only by object references.

Constraints on the data types in this model are shown in this sub clause.

5.2.4.1 Basic types

- 16-bit, 32-bit, and 64-bit signed and unsigned 2's complement integers.
- Single-precision (32-bit), double-precision (64-bit), and double-extended (a mantissa of at least 64 bits, a sign bit and an exponent of at least 15 bits) IEEE floating point numbers.
- Fixed-point decimal numbers of up to 31 significant digits.
- Characters, as defined in ISO Latin-1 (8859.1) and other single- or multi-byte character sets.
- A boolean type taking the values TRUE and FALSE.
- An 8-bit opaque detectable, guaranteed to *not* undergo any conversion during transfer between systems.
- Enumerated types consisting of ordered sequences of identifiers.
- A string type, which consists of a variable-length array of characters; the length of the string is a non-negative integer, and is available at run-time. The length may have a maximum bound defined.
- A wide character string type, which consists of a variable-length array of (fixed width) wide characters; the length of the wide string is a non-negative integer, and is available at run-time. The length may have a maximum bound defined.
- A container type "any," which can represent any possible basic or constructed type.
- Wide characters that may represent characters from any wide character set.
- Wide character strings, which consist of a length, available at runtime, and a variable-length array of (fixed width) wide characters.

5.2.4.2 Constructed types

- A record type (called struct), which consists of an ordered set of (name,value) pairs.
- A discriminated union type, which consists of a discriminator (whose exact value is always available) followed by an instance of a type appropriate to the discriminator value.
- A sequence type, which consists of a variable-length array of a single type; the length of the sequence is available at run-time.
- An array type, which consists of a fixed-shape multidimensional array of a single type.
- An interface type, which specifies the set of operations that an instance of that type must support.
- A value type, which specifies state as well as a set of operations that an instance of that type must support.

Entities in a request are restricted to values that satisfy these type constraints. The legal entities are shown in Figure 5.1. No particular representation for entities is defined.

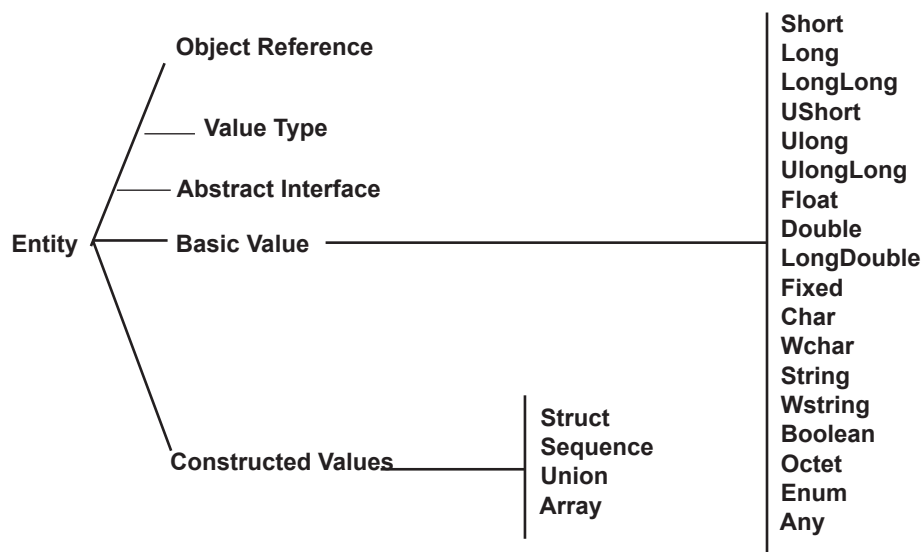


Figure 5.1 - Legal Values

5.2.5 Interfaces

An *interface* is a description of a set of possible operations that a client may request of an object, through that interface. It provides a syntactic description of how a service provided by an object supporting this interface, is accessed via this set of operations. An object *satisfies* an interface if it provides its service through the operations of the interface according to the specification of the operations (see Operations on page 7).

The *interface type* for a given interface is an object type, such that an object reference will satisfy the type, if and only if the referent object also satisfies the interface.

Interfaces are specified in IDL. Interface inheritance provides the composition mechanism for permitting an object to support multiple interfaces. The *principal interface* is simply the most-specific interface that the object supports, and consists of all operations in the transitive closure of the interface inheritance graph.

Interfaces satisfy the Liskov substitution principle. If interface A is derived from interface B, then a reference to an object that supports interface A can be used where the formal type of a parameter is declared to be B.

5.2.6 Value Types

A *value type* is an entity, which shares many of the characteristics of interfaces and structs. It is a description of both a set of operations that a client may request and of state that is accessible to a client. Instances of a value type are always local concrete implementations in some programming language.

A value type, in addition to the operations and state defined for itself, may also inherit from other value types, and through multiple inheritance support other interfaces.

Value types are specified in IDL.

An *abstract value type* describes a value type that is a “pure” bundle of operations with no state.

5.2.7 Abstract Interfaces

An *abstract interface* is an entity, which may at runtime represent either a regular interface (see Interfaces on page 6) or a value type (see Value Types on page 7). Like an abstract value type, it is a pure bundle of operations with no state. Unlike an abstract value type, it does not imply pass-by-value semantics, and unlike a regular interface type, it does not imply pass-by-reference semantics. Instead, the entity’s runtime type determines which of these semantics are used.

5.2.8 Operations

An *operation* is an identifiable entity that denotes the indivisible primitive of service provision that can be requested. The act of requesting an operation is referred to as *invoking the operation*. An operation is identified by an *operation identifier*.

An operation has a *signature* that describes the legitimate values of request parameters and returned results. In particular, a *signature* consists of:

- A specification of the parameters required in requests for that operation.
- A specification of the result of the operation.
- An identification of the user exceptions that may be raised by an invocation of the operation.
- A specification of additional contextual information that may affect the invocation.
- An indication of the execution semantics the client should expect from an invocation of the operation.

Operations are (potentially) *generic*, meaning that a single operation can be uniformly invoked on objects with different implementations, possibly resulting in observably different behavior. Genericity is achieved in this model via interface inheritance in IDL and the total decoupling of implementation from interface specification.

The general form for an operation signature is:

**[oneway] <op_type_spec> <identifier> (param1, ..., paramL)
[raises(exception1,...,exceptionN)] [context(name1, ..., nameM)]**

where:

- The optional **oneway** keyword indicates that best-effort semantics are expected of requests for this operation; the default semantics are exactly-once if the operation successfully returns results or at-most-once if an exception is returned.
- The **<op_type_spec>** is the type of the return result.
- The **<identifier>** provides a name for the operation in the interface.
- The operation parameters needed for the operation; they are flagged with the modifiers **in**, **out**, or **inout** to indicate the direction in which the information flows (with respect to the object performing the request).
- The optional **raises** expression indicates which user-defined exceptions can be signaled to terminate an invocation of this operation; if such an expression is not provided, no user-defined exceptions will be signaled.
- The optional **context** expression indicates which request context information will be available to the object implementation; no other contextual information is required to be transported with the request.

Parameters

A parameter is characterized by its mode and its type. The *mode* indicates whether the value should be passed from client to server (**in**), from server to client (**out**), or both (**inout**). The parameter's type constrains the possible value, which may be passed in the directions dictated by the mode.

Return Result

The return result is a distinguished **out** parameter.

Exceptions

An *exception* is an indication that an operation request was not performed successfully. An exception may be accompanied by additional, exception-specific information.

The additional, exception-specific information is a specialized form of record. As a record, it may consist of any of the types described in Types on page 5.

All signatures implicitly include the system exceptions; the standard system exceptions are described in System Exceptions on page 146.

Contexts

A *request context* provides additional, operation-specific information that may affect the performance of a request.

Execution Semantics

Two styles of execution semantics are defined by the object model:

- At-most-once: if an operation request returns successfully, it was performed exactly once; if it returns an exception indication, it was performed at-most-once.
- Best-effort: a best-effort operation is a request-only operation (i.e., it cannot return any results and the requester never synchronizes with the completion, if any, of the request).

The execution semantics to be expected is associated with an operation. This prevents a client and object implementation from assuming different execution semantics.

Note that a client is able to invoke an at-most-once operation in a synchronous or deferred-synchronous manner.

5.2.9 Attributes

An interface may have attributes. An attribute is logically equivalent to declaring a pair of accessor functions: one to retrieve the value of the attribute and one to set the value of the attribute.

An attribute may be read-only, in which case only the retrieval accessor function is defined.

5.3 Object Implementation

This sub clause defines the concepts associated with object implementation (i.e., the concepts relevant to realizing the behavior of objects in a computational system).

The implementation of an object system carries out the computational activities needed to effect the behavior of requested services. These activities may include computing the results of the request and updating the system state. In the process, additional requests may be issued.

The implementation model consists of two parts: the execution model and the construction model. The execution model describes how services are performed. The construction model describes how services are defined.

5.3.1 The Execution Model: Performing Services

A requested service is performed in a computational system by executing code that operates upon some data. The data represents a component of the state of the computational system. The code performs the requested service, which may change the state of the system.

Code that is executed to perform a service is called a *method*. A method is an immutable description of a computation that can be interpreted by an execution engine. A method has an immutable attribute called a *method format* that defines the set of execution engines that can interpret the method. An *execution engine* is an abstract machine (not a program) that can interpret methods of certain formats, causing the described computations to be performed. An execution engine defines a dynamic context for the execution of a method. The execution of a method is called a *method activation*.

When a client issues a request, a method of the target object is called. The input parameters passed by the requestor are passed to the method and the output and input-output parameters and return result value (or exception and its parameters) are passed back to the requestor.

Performing a requested service causes a method to execute that may operate upon an object's persistent state. If the persistent form of the method or state is not accessible to the execution engine, it may be necessary to first copy the method or state into an execution context. This process is called *activation*; the reverse process is called *deactivation*.

5.3.2 The Construction Model

A computational object system must provide mechanisms for realizing behavior of requests. These mechanisms include definitions of object state, definitions of methods, and definitions of how the object infrastructure is to select the methods to execute and to select the relevant portions of object state to be made accessible to the methods. Mechanisms must also be provided to describe the concrete actions associated with object creation, such as association of the new object with appropriate methods.

An *object implementation*—or *implementation*, for short—is a definition that provides the information needed to create an object and to allow the object to participate in providing an appropriate set of services. An implementation typically includes, among other things, definitions of the methods that operate upon the state of an object. It also typically includes information about the intended types of the object.

6 CORBA Overview

6.1 General

The Common Object Request Broker Architecture (CORBA) is structured to allow integration of a wide variety of object systems. The motivation for some of the features may not be apparent at first, but as we discuss the range of implementations, policies, optimizations, and usages we expect to encompass, the value of the flexibility becomes clearer.

6.2 Structure of an Object Request Broker

Figure 6.1 shows a request being sent by a client to an object implementation. The Client is the entity that wishes to perform an operation on the object and the Object Implementation is the code and data that actually implements the object.

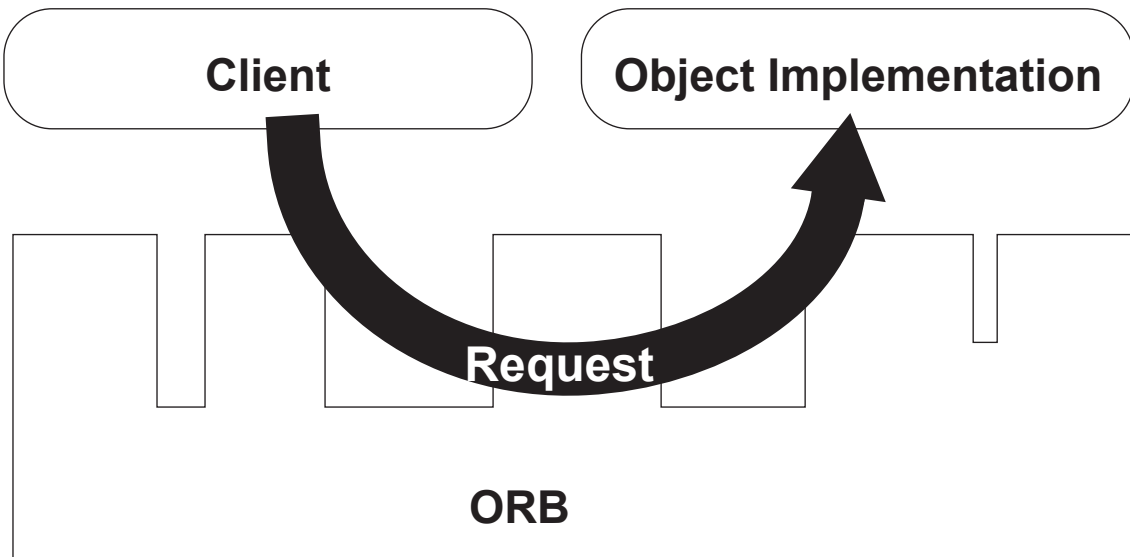


Figure 6.1 - A Request Being Sent Through the Object Request Broker

The ORB is responsible for all of the mechanisms required to find the object implementation for the request, to prepare the object implementation to receive the request, and to communicate the data making up the request. The interface the client sees is completely independent of where the object is located, what programming language it is implemented in, or any other aspect that is not reflected in the object's interface.

Figure 6.2 shows the structure of an individual Object Request Broker (ORB). The interfaces to the ORB are shown by striped boxes, and the arrows indicate whether the ORB is called or performs an up-call across the interface.

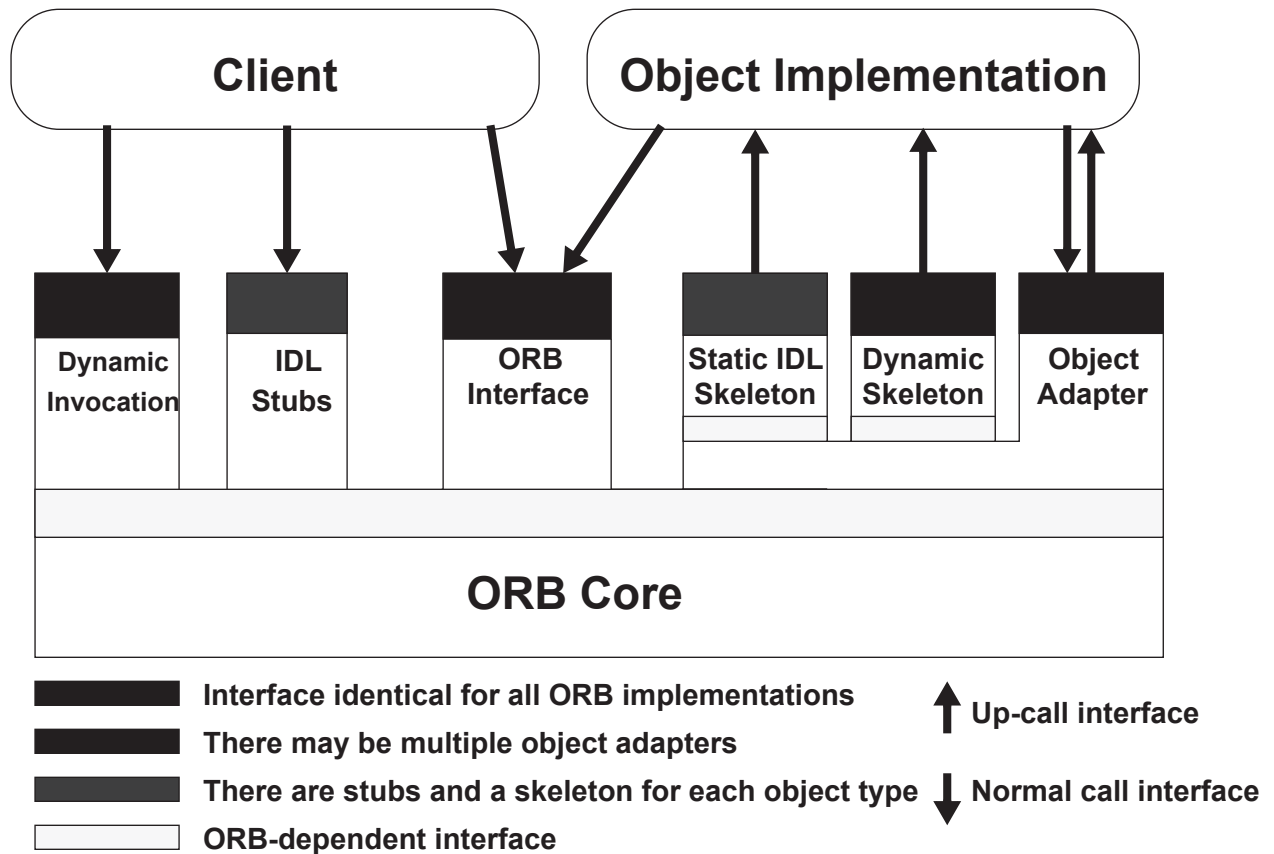


Figure 6.2 - The Structure of Object Request Interfaces

To make a request, the Client can use the Dynamic Invocation interface (the same interface independent of the target object's interface) or an IDL stub (the specific stub depending on the interface of the target object). The Client can also directly interact with the ORB for some functions.

The Object Implementation receives a request as an up-call either through the IDL generated skeleton or through a dynamic skeleton. The Object Implementation may call the Object Adapter and the ORB while processing a request or at other times.

Definitions of the interfaces to objects can be defined in two ways. 1) Interfaces can be defined statically in an interface definition language, called the OMG Interface Definition Language (IDL). This language defines the types of objects according to the operations that may be performed on them and the parameters to those operations. 2) Alternatively, or in addition, interfaces can be added to an Interface Repository service. This service represents the components of an interface as objects, permitting run-time access to these components. In any ORB implementation, the Interface Definition Language (which may be extended beyond its definition in this document) and the Interface Repository have equivalent expressive power.

The client performs a request by having access to an Object Reference for an object and knowing the type of the object and the desired operation to be performed. The client initiates the request by calling stub routines that are specific to the object or by constructing the request dynamically (see Figure 6.3).

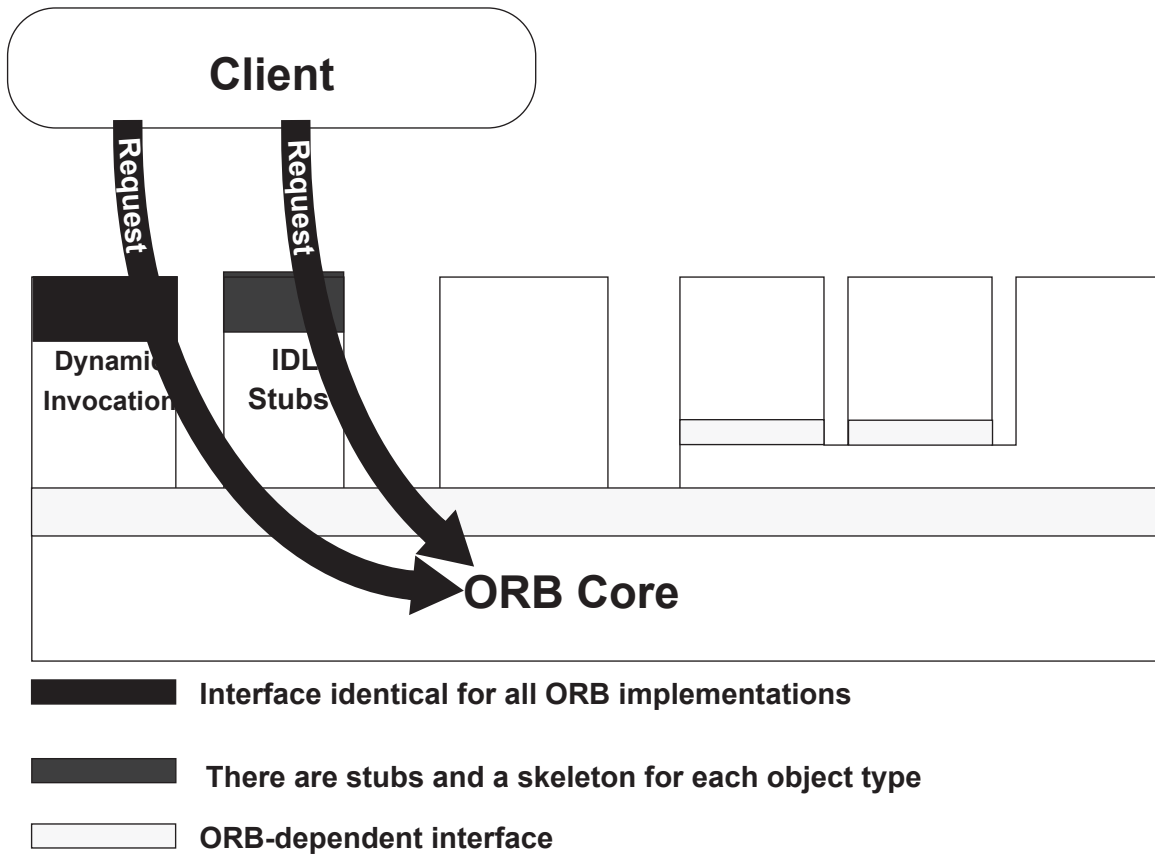


Figure 6.3 - A Client Using the Stub or Dynamic Invocation Interface

The dynamic and stub interface for invoking a request satisfy the same request semantics, and the receiver of the message cannot tell how the request was invoked.

The ORB locates the appropriate implementation code, transmits parameters, and transfers control to the Object Implementation through an IDL skeleton or a dynamic skeleton (see Figure 6.4). Skeletons are specific to the interface and the object adapter. In performing the request, the object implementation may obtain some services from the ORB through the Object Adapter. When the request is complete, control and output values are returned to the client.

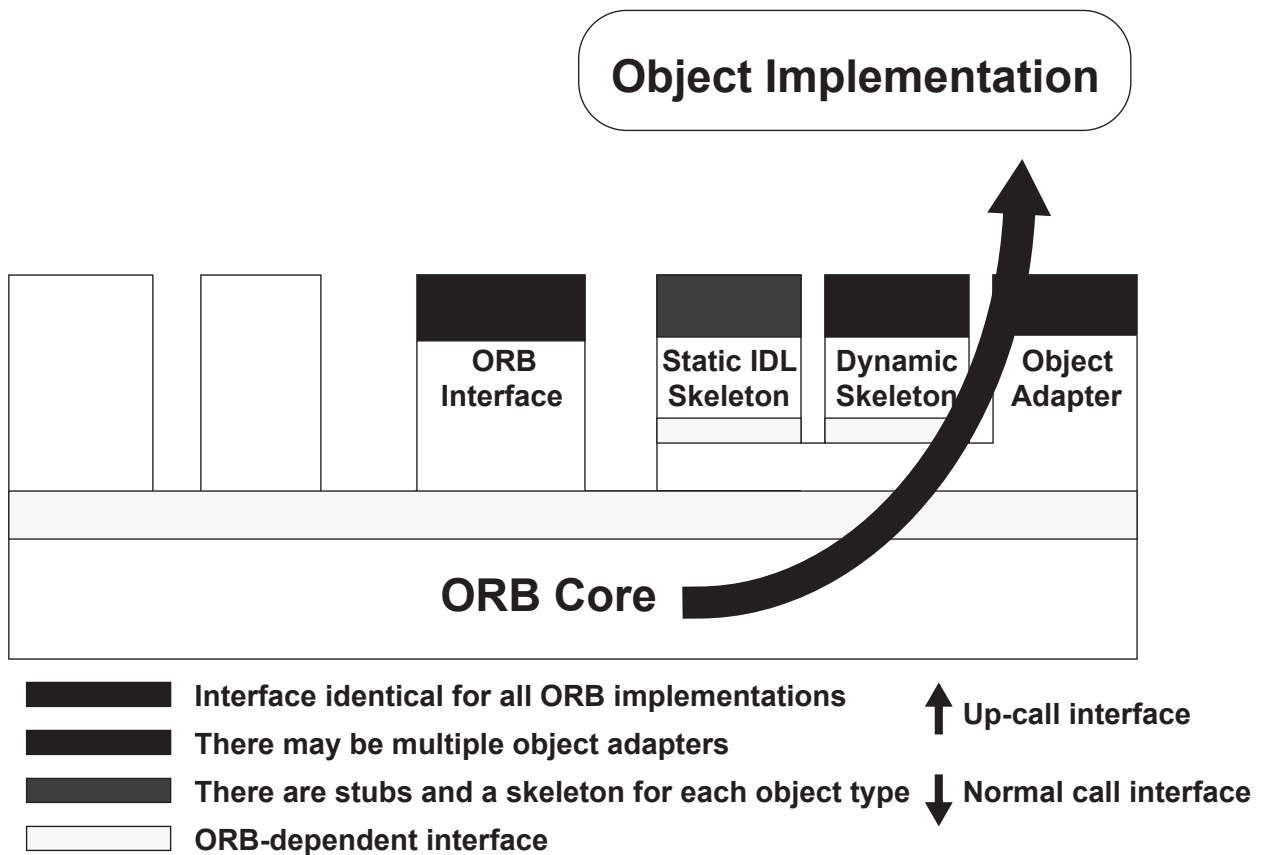


Figure 6.4 - An Object Implementation Receiving a Request

The Object Implementation may choose which Object Adapter to use. This decision is based on what kind of services the Object Implementation requires.

Figure 6.5 shows how interface and implementation information is made available to clients and object implementations. The interface is defined in IDL and/or in the Interface Repository; the definition is used to generate the client Stubs and the object implementation Skeletons.

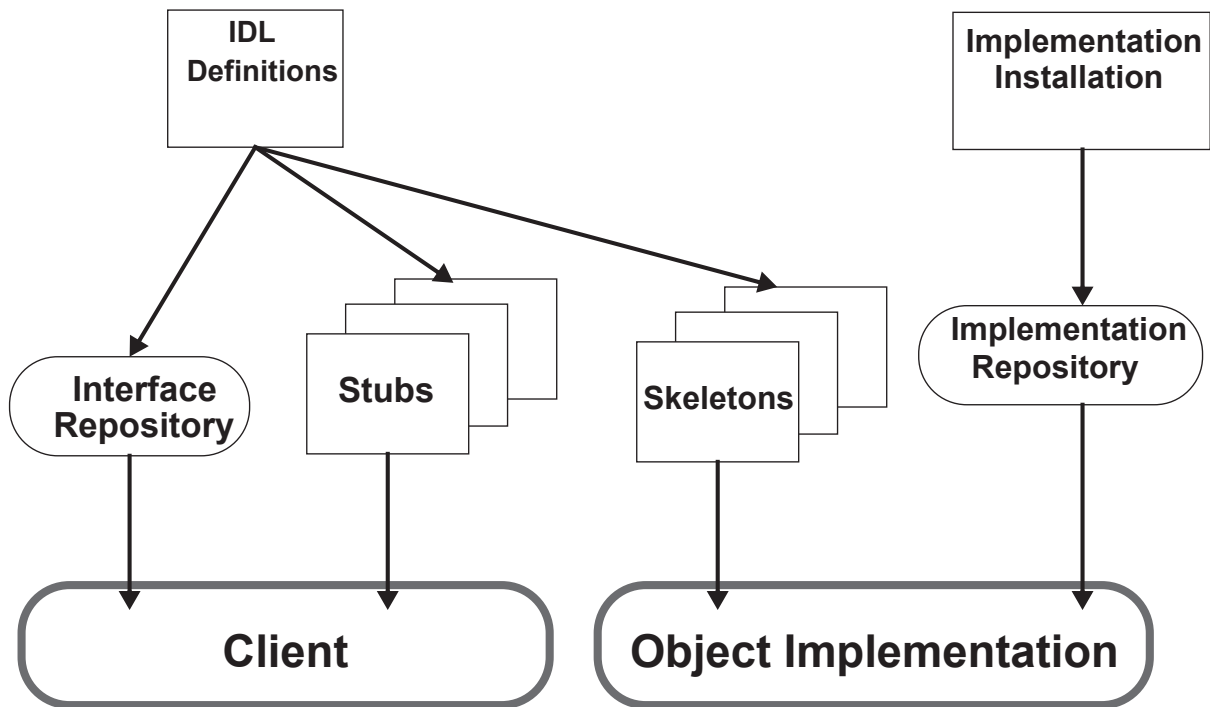


Figure 6.5 - Interface and Implementation Repositories

The object implementation information is provided at installation time and is stored in the Implementation Repository for use during request delivery.

6.2.1 Object Request Broker

In the architecture, the ORB is not required to be implemented as a single component, but rather it is defined by its interfaces. Any ORB implementation that provides the appropriate interface is acceptable. The interface is organized into three categories:

1. Operations that are the same for all ORB implementations.
2. Operations that are specific to particular types of objects.
3. Operations that are specific to particular styles of object implementations.

Different ORBs may make quite different implementation choices, and, together with the IDL compilers, repositories, and various Object Adapters, provide a set of services to clients and implementations of objects that have different properties and qualities.

There may be multiple ORB implementations (also described as multiple ORBs), which have different representations for object references and different means of performing invocations. It may be possible for a client to simultaneously have access to two object references managed by different ORB implementations. When two ORBs are intended to work together, those ORBs must be able to distinguish their object references. It is not the responsibility of the client to do so.

The ORB Core is that part of the ORB that provides the basic representation of objects and communication of requests. CORBA is designed to support different object mechanisms, and it does so by structuring the ORB with components above the ORB Core, which provide interfaces that can mask the differences between ORB Cores.

6.2.2 Clients

A client of an object has access to an object reference for the object, and invokes operations on the object. A client knows only the logical structure of the object according to its interface and experiences the behavior of the object through invocations. Although we will generally consider a client to be a program or process initiating requests on an object, it is important to recognize that something is a client relative to a particular object. For example, the implementation of one object may be a client of other objects.

Clients generally see objects and ORB interfaces through the perspective of a language mapping, bringing the ORB right up to the programmer's level. Clients are maximally portable and should be able to work without source changes on any ORB that supports the desired language mapping with any object instance that implements the desired interface. Clients have no knowledge of the implementation of the object, which object adapter is used by the implementation, or which ORB is used to access it.

6.2.3 Object Implementations

An object implementation provides the semantics of the object, usually by defining data for the object instance and code for the object's methods. Often the implementation will use other objects or additional software to implement the behavior of the object. In some cases, the primary function of the object is to have side-effects on other things that are not objects.

A variety of object implementations can be supported, including separate servers, libraries, a program per method, an encapsulated application, an object-oriented database, etc. Through the use of additional object adapters, it is possible to support virtually any style of object implementation.

Generally, object implementations do not depend on the ORB or how the client invokes the object. Object implementations may select interfaces to ORB-dependent services by the choice of Object Adapter.

6.2.4 Object References

An Object Reference is the information needed to specify an object within an ORB. Both clients and object implementations have an opaque notion of object references according to the language mapping, and thus are insulated from the actual representation of them. Two ORB implementations may differ in their choice of Object Reference representations.

The representation of an object reference handed to a client is only valid for the lifetime of that client.

All ORBs must provide the same language mapping to an object reference (usually referred to as an Object) for a particular programming language. This permits a program written in a particular language to access object references independent of the particular ORB. The language mapping may also provide additional ways to access object references in a typed way for the convenience of the programmer.

There is a distinguished object reference, guaranteed to be different from all object references, that denotes no object.

6.2.5 OMG Interface Definition Language

The OMG Interface Definition Language (IDL) defines the types of objects by specifying their interfaces. An interface consists of a set of named operations and the parameters to those operations. Note that although IDL provides the conceptual framework for describing the objects manipulated by the ORB, it is not necessary for there to be IDL source code available for the ORB to work. As long as the equivalent information is available in the form of stub routines or a run-time interface repository, a particular ORB may be able to function correctly.

IDL is the means by which a particular object implementation tells its potential clients what operations are available and how they should be invoked. From the IDL definitions, it is possible to map CORBA objects into particular programming languages or object systems.

6.2.6 Mapping of IDL to Programming Languages

Different object-oriented or non-object-oriented programming languages may prefer to access CORBA objects in different ways. For object-oriented languages, it may be desirable to see CORBA objects as programming language objects. Even for non-object-oriented languages, it is a good idea to hide the exact ORB representation of the object reference, method names, etc. A particular mapping of IDL to a programming language should be the same for all ORB implementations. Language mapping includes definition of the language-specific data types and procedure interfaces to access objects through the ORB. It includes the structure of the client stub interface (not required for object-oriented languages), the dynamic invocation interface, the implementation skeleton, the object adapters, and the direct ORB interface.

A language mapping also defines the interaction between object invocations and the threads of control in the client or implementation. The most common mappings provide synchronous calls, in that the routine returns when the object operation completes. Additional mappings may be provided to allow a call to be initiated and control returned to the program. In such cases, additional language-specific routines must be provided to synchronize the program's threads of control with the object invocation.

6.2.7 Client Stubs

Generally, the client stubs will present access to the IDL-defined operations on an object in a way that is easy for programmers to predict once they are familiar with IDL and the language mapping for the particular programming language. The stubs make calls on the rest of the ORB using interfaces that are private to, and presumably optimized for, the particular ORB Core. If more than one ORB is available, there may be different stubs corresponding to the different ORBs. In this case, it is necessary for the ORB and language mapping to cooperate to associate the correct stubs with the particular object reference.

6.2.8 Dynamic Invocation Interface

An interface is also available that allows the dynamic construction of object invocations, that is, rather than calling a stub routine that is specific to a particular operation on a particular object, a client may specify the object to be invoked, the operation to be performed, and the set of parameters for the operation through a call or sequence of calls. The client code must supply information about the operation to be performed and the types of the parameters being passed (perhaps obtaining it from an Interface Repository or other run-time source). The nature of the dynamic invocation interface may vary substantially from one programming language mapping to another.

6.2.9 Implementation Skeleton

For a particular language mapping, and possibly depending on the object adapter, there will be an interface to the methods that implement each type of object. The interface will generally be an up-call interface, in that the object implementation writes routines that conform to the interface and the ORB calls them through the skeleton.

The existence of a skeleton does not imply the existence of a corresponding client stub (clients can also make requests via the dynamic invocation interface).

It is possible to write an object adapter that does not use skeletons to invoke implementation methods. For example, it may be possible to create implementations dynamically for languages such as Smalltalk.

6.2.10 Dynamic Skeleton Interface

An interface is available, which allows dynamic handling of object invocations. That is, rather than being accessed through a skeleton that is specific to a particular operation, an object's implementation is reached through an interface that provides access to the operation name and parameters in a manner analogous to the client side's Dynamic Invocation Interface. Purely static knowledge of those parameters may be used, or dynamic knowledge (perhaps determined through an Interface Repository) may also be used, to determine the parameters.

The implementation code must provide descriptions of all the operation parameters to the ORB, and the ORB provides the values of any input parameters for use in performing the operation. The implementation code provides the values of any output parameters, or an exception, to the ORB after performing the operation. The nature of the dynamic skeleton interface may vary substantially from one programming language mapping or object adapter to another, but will typically be an up-call interface.

Dynamic skeletons may be invoked both through client stubs and through the dynamic invocation interface; either style of client request construction interface provides identical results.

6.2.11 Object Adapters

An object adapter is the primary way that an object implementation accesses services provided by the ORB. There are expected to be a few object adapters that will be widely available, with interfaces that are appropriate for specific kinds of objects. Services provided by the ORB through an Object Adapter often include: generation and interpretation of object references, method invocation, security of interactions, object and implementation activation and deactivation, mapping object references to implementations, and registration of implementations.

The wide range of object granularities, lifetimes, policies, implementation styles, and other properties make it difficult for the ORB Core to provide a single interface that is convenient and efficient for all objects. Thus, through Object Adapters, it is possible for the ORB to target particular groups of object implementations that have similar requirements with interfaces tailored to them.

6.2.12 ORB Interface

The ORB Interface is the interface that goes directly to the ORB, which is the same for all ORBs and does not depend on the object's interface or object adapter. Because most of the functionality of the ORB is provided through the object adapter, stubs, skeleton, or dynamic invocation, there are only a few operations that are common across all objects. These operations are useful to both clients and implementations of objects.

6.2.13 Interface Repository

The Interface Repository is a service that provides persistent objects that represent the IDL information in a form available at run-time. The Interface Repository information may be used by the ORB to perform requests. Moreover, using the information in the Interface Repository, it is possible for a program to encounter an object whose interface was not known when the program was compiled, yet, be able to determine what operations are valid on the object and make an invocation on it.

In addition to its role in the functioning of the ORB, the Interface Repository is a common place to store additional information associated with interfaces to ORB objects. For example, debugging information, libraries of stubs or skeletons, routines that can format or browse particular kinds of objects might be associated with the Interface Repository.

6.2.14 Implementation Repository

The Implementation Repository contains information that allows the ORB to locate and activate implementations of objects. Although most of the information in the Implementation Repository is specific to an ORB or operating environment, the Implementation Repository is the conventional place for recording such information. Ordinarily, installation of implementations and control of policies related to the activation and execution of object implementations is done through operations on the Implementation Repository.

In addition to its role in the functioning of the ORB, the Implementation Repository is a common place to store additional information associated with implementations of ORB objects. For example, debugging information, administrative control, resource allocation, security, etc., might be associated with the Implementation Repository.

6.3 Example ORBs

There are a wide variety of ORB implementations possible within the Common ORB Architecture. This sub clause will illustrate some of the different options. Note that a particular ORB might support multiple options and protocols for communication.

6.3.1 Client- and Implementation-resident ORB

If there is a suitable communication mechanism present, an ORB can be implemented in routines resident in the clients and implementations. The stubs in the client either use a location-transparent IPC mechanism or directly access a location service to establish communication with the implementations. Code linked with the implementation is responsible for setting up appropriate databases for use by clients.

6.3.2 Server-based ORB

To centralize the management of the ORB, all clients and implementations can communicate with one or more servers whose job it is to route requests from clients to implementations. The ORB could be a normal program as far as the underlying operating system is concerned, and normal IPC could be used to communicate with the ORB.

6.3.3 System-based ORB

To enhance security, robustness, and performance, the ORB could be provided as a basic service of the underlying operating system. Object references could be made unforgeable, reducing the expense of authentication on each request. Because the operating system could know the location and structure of clients and implementations, it would be possible for a variety of optimizations to be implemented, for example, avoiding marshalling when both are on the same machine.

6.3.4 Library-based ORB

For objects that are light-weight and whose implementations can be shared, the implementation might actually be in a library. In this case, the stubs could be the actual methods. This assumes that it is possible for a client program to get access to the data for the objects and that the implementation trusts the client not to damage the data.

6.4 Structure of a Client

A client of an object has an object reference that refers to that object. An object reference is a token that may be invoked or passed as a parameter to an invocation on a different object. Invocation of an object involves specifying the object to be invoked, the operation to be performed, and parameters to be given to the operation or returned from it.

The ORB manages the control transfer and data transfer to the object implementation and back to the client. In the event that the ORB cannot complete the invocation, an exception response is provided. Ordinarily, a client calls a routine in its program that performs the invocation and returns when the operation is complete.

Clients access object-type-specific stubs as library routines in their program (see Figure 6.6). The client program thus sees routines callable in the normal way in its programming language. All implementations will provide a language-specific data type to use to refer to objects, often an opaque pointer. The client then passes that object reference to the stub routines to initiate an invocation. The stubs have access to the object reference representation and interact with the ORB to perform the invocation. (See the *C Language Mapping* specification for additional, general information on language mapping of object references.)

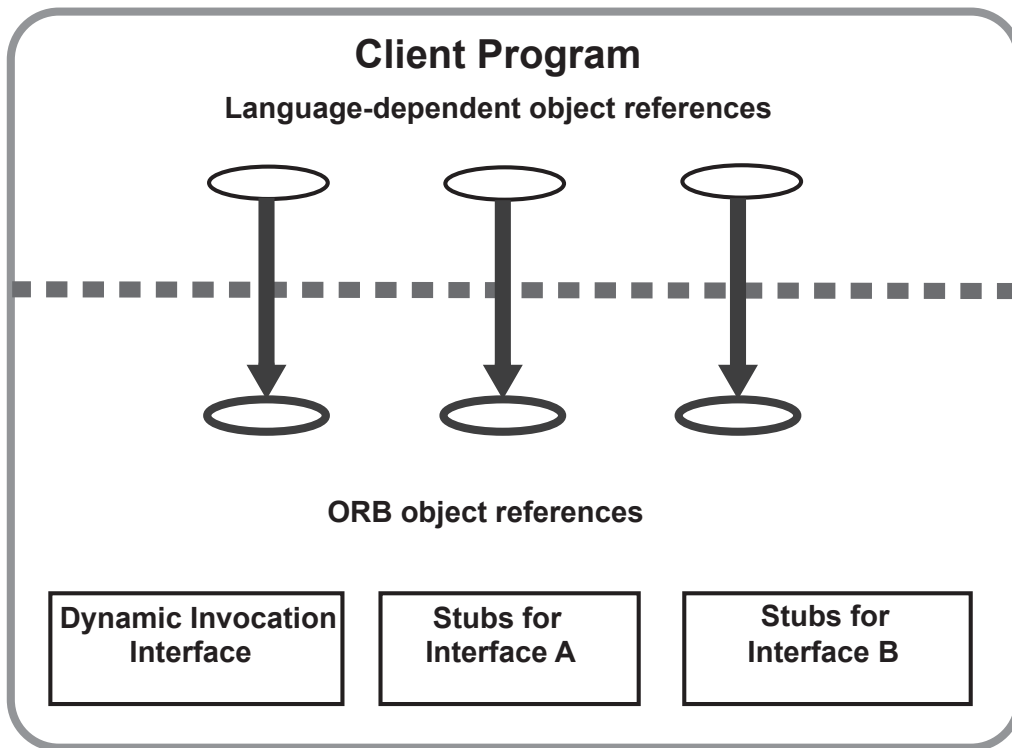


Figure 6.6 - The Structure of a Typical Client

An alternative set of library code is available to perform invocations on objects, for example when the object was not defined at compile time. In that case, the client program provides additional information to name the type of the object and the method being invoked, and performs a sequence of calls to specify the parameters and initiate the invocation.

Clients most commonly obtain object references by receiving them as output parameters from invocations on other objects for which they have references. When a client is also an implementation, it receives object references as input parameters on invocations to objects it implements. An object reference can also be converted to a string that can be stored in files or preserved or communicated by different means and subsequently turned back into an object reference by the ORB that produced the string.

6.5 Structure of an Object Implementation

An object implementation provides the actual state and behavior of an object. The object implementation can be structured in a variety of ways. Besides defining the methods for the operations themselves, an implementation will usually define procedures for activating and deactivating objects and will use other objects or non-object facilities to make the object state persistent, to control access to the object, as well as to implement the methods.

The object implementation (see Figure 6.7) interacts with the ORB in a variety of ways to establish its identity, to create new objects, and to obtain ORB-dependent services. It primarily does this via access to an Object Adapter, which provides an interface to ORB services that is convenient for a particular style of object implementation.

Object Implementation

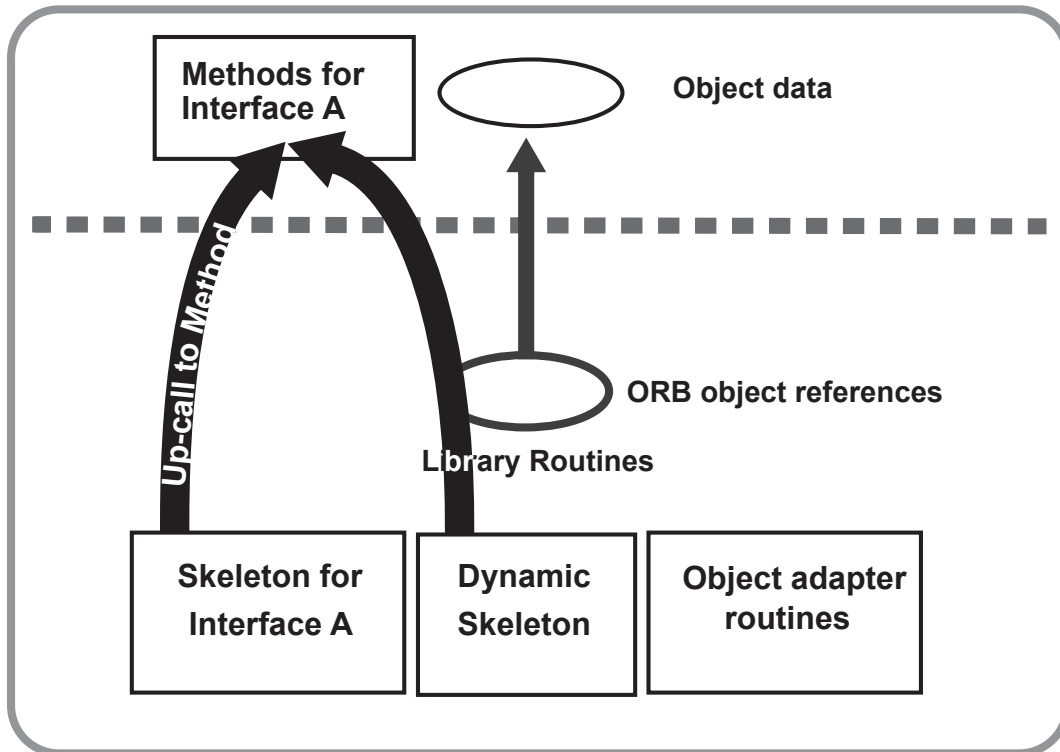


Figure 6.7 - The Structure of a Typical Object Implementation

Because of the range of possible object implementations, it is difficult to be definitive about how an object implementation is structured. See the clauses on the Portable Object Adapter.

When an invocation occurs, the ORB Core, object adapter, and skeleton arrange that a call is made to the appropriate method of the implementation. A parameter to that method specifies the object being invoked, which the method can use to locate the data for the object. Additional parameters are supplied according to the skeleton definition. When the method is complete, it returns, causing output parameters or exception results to be transmitted back to the client.

When a new object is created, the ORB may be notified so that it knows where to find the implementation for that object. Usually, the implementation also registers itself as implementing objects of a particular interface, and specifies how to start up the implementation if it is not already running.

Most object implementations provide their behavior using facilities in addition to the ORB and object adapter. For example, although the Portable Object Adapter provides some persistent data associated with an object (its OID or Object ID), that relatively small amount of data is typically used as an identifier for the actual object data stored in a storage service of the object implementation's choosing. With this structure, it is not only possible for different object implementations to use the same storage service, it is also possible for objects to choose the service that is most appropriate for them.

6.6 Structure of an Object Adapter

An object adapter (see Figure 6.8) is the primary means for an object implementation to access ORB services such as object reference generation. An object adapter exports a public interface to the object implementation, and a private interface to the skeleton. It is built on a private ORB-dependent interface.

Object adapters are responsible for the following functions:

- Generation and interpretation of object references
- Method invocation
- Security of interactions
- Object and implementation activation and deactivation
- Mapping object references to the corresponding object implementations
- Registration of implementations

These functions are performed using the ORB Core and any additional components necessary. Often, an object adapter will maintain its own state to accomplish its tasks. It may be possible for a particular object adapter to delegate one or more of its responsibilities to the Core upon which it is constructed.

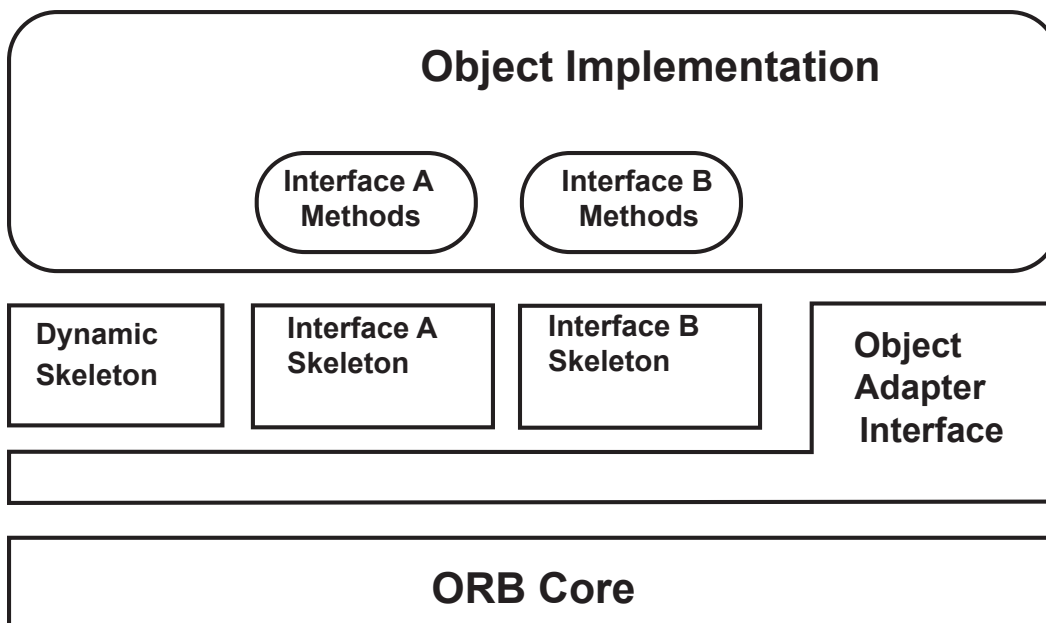


Figure 6.8 - The Structure of a Typical Object Adapter

As shown in Figure 6.8, the Object Adapter is implicitly involved in invocation of the methods, although the direct interface is through the skeletons. For example, the Object Adapter may be involved in activating the implementation or authenticating the request.

The Object Adapter defines most of the services from the ORB that the Object Implementation can depend on. Different ORBs will provide different levels of service and different operating environments may provide some properties implicitly and require others to be added by the Object Adapter. For example, it is common for Object Implementations to want to store certain values in the object reference for easy identification of the object on an invocation. If the Object Adapter allows the implementation to specify such values when a new object is created, it may be able to store them in the object reference for those ORBs that permit it. If the ORB Core does not provide this feature, the Object Adapter would record the value in its own storage and provide it to the implementation on an invocation. With Object Adapters, it is possible for an Object Implementation to have access to a service whether or not it is implemented in the ORB Core — if the ORB Core provides it, the adapter simply provides an interface to it; if not, the adapter must implement it on top of the ORB Core. Every instance of a particular adapter must provide the same interface and service for all the ORBs it is implemented on.

It is also not necessary for all Object Adapters to provide the same interface or functionality. Some Object Implementations have special requirements. For example, an object-oriented database system may wish to implicitly register its many thousands of objects without doing individual calls to the Object Adapter. In such a case, it would be impractical and unnecessary for the object adapter to maintain any per-object state. By using an object adapter interface that is tuned towards such object implementations, it is possible to take advantage of particular ORB Core details to provide the most effective access to the ORB.

6.7 CORBA Required Object Adapter

There are a variety of possible object adapters; however, since the object adapter interface is something that object implementations depend on, it is desirable that there be as few as practical. Most object adapters are designed to cover a range of object implementations, so only when an implementation requires radically different services or interfaces should a new object adapter be considered. In this sub clause, we briefly describe the object adapter defined in this specification.

6.7.1 Portable Object Adapter

This specification defines a Portable Object Adapter that can be used for most ORB objects with conventional implementations. (See the *Portable Object Adapter* clause for more information.) The intent of the POA, as its name suggests, is to provide an Object Adapter that can be used with multiple ORBs with a minimum of rewriting needed to deal with different vendors' implementations.

This specification allows several ways of using servers but it does not deal with the administrative issues of starting server programs. Once started, however, there can be a servant started and ended for a single method call, a separate servant for each object, or a shared servant for all instances of the object type. It allows for groups of objects to be associated by means of being registered with different instances of the POA object and allows implementations to specify their own activation techniques. If the implementation is not active when an invocation is performed, the POA will start one. The POA is specified in IDL, so its mapping to languages is largely automatic, following the language mapping rules. (The primary task left for a language mapping is the definition of the Servant type.)

6.8 The Integration of Foreign Object Systems

The Common ORB Architecture is designed to allow interoperation with a wide range of object systems (see Figure 6.9). Because there are many existing object systems, a common desire will be to allow the objects in those systems to be accessible via the ORB. For those object systems that are ORBs themselves, they may be connected to other ORBs through the mechanisms described throughout this manual.

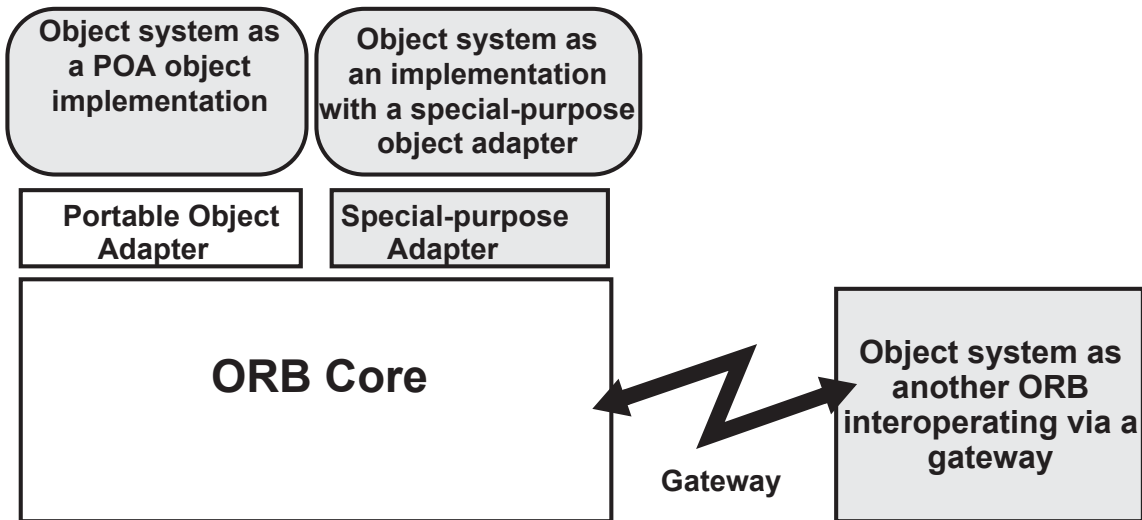


Figure 6.9 - Different Ways to Integrate Foreign Object Systems

For object systems that simply want to map their objects into ORB objects and receive invocations through the ORB, one approach is to have those object systems appear to be implementations of the corresponding ORB objects. The object system would register its objects with the ORB and handle incoming requests, and could act like a client and perform outgoing requests.

In some cases, it will be impractical for another object system to act like a POA object implementation. An object adapter could be designed for objects that are created in conjunction with the ORB and that are primarily invoked through the ORB. Another object system may wish to create objects without consulting the ORB, and might expect most invocations to occur within itself rather than through the ORB. In such a case, a more appropriate object adapter might allow objects to be implicitly registered when they are passed through the ORB.

7 IDL Syntax and Semantics

7.1 Overview

Although it was originally defined here, the Interface Definition Language is now maintained in a separate OMG specification. See [IDL4] section 7.1 for the Overview and section 9.2 for the CORBA and CCM Profiles of IDL.

7.2 Lexical Conventions

See [IDL4] section 7.2.

7.3 Preprocessing

See [IDL4] section 7.3.

7.4 IDL Grammar

See [IDL4] sections 7.4 (the introduction before 7.4.1), 9.2, 7.4.1-10, and Annex A.

7.5 IDL Specification

See [IDL4] sections 7.4.1.4.1, 7.4.3.4.1, 7.4.5.4, 7.4.6.4.1.

7.6 Import Declaration

See [IDL4] section 7.4.6.4.1.4.

7.7 Module Declaration

See [IDL4] section 7.4.1.4.2.

7.8 Interface Declaration

See [IDL4] sections 7.4.3.4.3, 7.4.4, 7.4.6.

7.9 Value Declaration

See [IDL4] sections 7.4.5 and 7.4.7.

7.10 Constant Declaration

See [IDL4] section 7.4.1.4.3.

7.11 Type Declaration

See [IDL4] sections 7.4.1.4.4 and 7.4.2.

7.12 Exception Declaration

See [IDL4] section 7.4.3.4.2.

7.13 Operation Declaration

See [IDL4] sections 7.4.34.3.3.1, 7.4.6.4.5, 7.4.6.4.6.

7.14 Attribute Declaration

See [IDL4] section 7.4.3.4.3.3.2.

7.15 Repository Identity Related Declarations

See [IDL4] section 7.4.6.4.1.

7.16 Event Declaration

See [IDL4] section 7.4.10.4.1.1.

7.17 Component Declaration

See [IDL4] sections 7.4.8 and 7.4.10.

7.18 Home Declaration

See [IDL4] section 7.4.9.

7.19 CORBA Module

See [IDL4] section 7.4.6.4.7.

7.20 Names and Scoping

See [IDL4] section 7.5.

8 ORB Interface

8.1 Overview

This clause introduces the operations that are implemented by the ORB core, and describes some basic ones, while providing reference to the description of the remaining operations that are described elsewhere. The **ORB** interface is the interface to those ORB functions that do not depend on which object adapter is used. These operations are the same for all ORBs and all object implementations, and can be performed either by clients of the objects or implementations. The **Object** interface contains operations that are implemented by the ORB, and are accessed as implicit operations of the Object Reference. The **ValueBase** interface contains operations that are implemented by the ORB, and are accessed as implicit operations of the **ValueBase** Reference.

Because the operations in this sub clause are implemented by the ORB itself, they are not in fact operations on objects, although they are described that way for the **Object** or **ValueBase** interface operations and the language binding will, for consistency, make them appear that way.

8.2 The ORB Operations

The **ORB** interface contains the operations that are available to both clients and servers. These operations do not depend on any specific object adapter or any specific object reference.

```
module CORBA {  
  
    interface NVList;           // forward declaration  
    interface OperationDef;    // forward declaration  
    interface TypeCode;       // forward declaration  
  
    typedef short PolicyErrorCode;  
  
    // for the definition of consts see PolicyErrorCode on page 125  
  
    typedef unsigned long PolicyType;  
  
    interface Request;         // forward declaration  
    typedef sequence <Request> RequestSeq;  
  
    native AbstractBase;  
  
    exception PolicyError {PolicyErrorCode reason;};  
  
    typedef string RepositoryId;  
    typedef string Identifier;  
  
    // StructMemberSeq defined in Chapter 10  
    // UnionMemberSeq defined in Chapter 10  
    // EnumMemberSeq defined in Chapter 10  
  
    typedef unsigned short ServiceType;
```

```

typedef unsigned long ServiceOption;
typedef unsigned long ServiceDetailType;

typedef CORBA::OctetSeq ServiceDetailData;
typedef sequence<ServiceOption> ServiceOptionSeq;

const ServiceType Security = 1;

struct ServiceDetail {
    ServiceDetailType service_detail_type;
    ServiceDetailData service_detail;
};

typedef sequence<ServiceDetail> ServiceDetailSeq;

struct ServiceInformation {
    ServiceOptionSeq service_options;
    ServiceDetailSeq service_details;
};

native ValueFactory;

typedef string ORBid;

interface ORB {

    typedef string ObjectId;
    typedef sequence <ObjectId> ObjectIdList;

    exception InvalidName {};

    ORBid id();

    string object_to_string (
        in Object      obj
    );

    Object string_to_object (
        in string      str
    );

    // Dynamic Invocation related operations

    void create_list (
        in long        count,
        out NVList     new_list
    );

    void create_operation_list (
        in OperationDef oper,

```

```

    out NVList      new_list
);

void get_default_context (
    out Context     ctx
);

void send_multiple_requests_oneway(
    in RequestSeq   req
);

void send_multiple_requests_deferred(
    in RequestSeq   req
);

boolean poll_next_response();

void get_next_response(
    out Request     req
) raises (WrongTransaction);

// Service information operations

boolean get_service_information (
    in ServiceType service_type,
    out ServiceInformation service_information
);

ObjectIDList list_initial_services ();

// Initial reference operation

Object resolve_initial_references (
    in ObjectID identifier
) raises (InvalidName);

// Type code creation operations

TypeCode create_struct_tc (
    in RepositoryId id,
    in Identifier name,
    in StructMemberSeq members
);

TypeCode create_union_tc (
    in RepositoryId id,
    in Identifier name,
    in TypeCode discriminator_type,
    in UnionMemberSeq members
);

```

```
TypeCode create_enum_tc (  
    in RepositoryId id,  
    in Identifier name,  
    in EnumMemberSeq members  
);
```

```
TypeCode create_alias_tc (  
    in RepositoryId id,  
    in Identifier name,  
    in TypeCode original_type  
);
```

```
TypeCode create_exception_tc (  
    in RepositoryId id,  
    in Identifier name,  
    in StructMemberSeq members  
);
```

```
TypeCode create_interface_tc (  
    in RepositoryId id,  
    in Identifier name  
);
```

```
TypeCode create_string_tc (  
    in unsigned long bound  
);
```

```
TypeCode create_wstring_tc (  
    in unsigned long bound  
);
```

```
TypeCode create_fixed_tc (  
    in unsigned short digits,  
    in short scale  
);
```

```
TypeCode create_sequence_tc (  
    in unsigned long bound,  
    in TypeCode element type  
);
```

```
TypeCode create_recursive_sequence_tc (// deprecated  
    in unsigned long bound,  
    in unsigned long offset  
);
```

```
TypeCode create_array_tc (  
    in unsigned long length,  
    in TypeCode element_type  
);
```



```
TypeCode create_value_tc (  
    in RepositoryId    id,  
    in Identifier      name,  
    in ValueModifier  type_modifier,  
    in TypeCode       concrete_base,  
    in ValueMemberSeq members  
);
```

```
TypeCode create_value_box_tc (  
    in RepositoryId    id,  
    in Identifier      name,  
    in TypeCode       boxed_type  
);
```

```
TypeCode create_native_tc (  
    in RepositoryId    id,  
    in Identifier      name  
);
```

```
TypeCode create_recursive_tc(  
    in RepositoryId    id  
);
```

```
TypeCode create_abstract_interface_tc(  
    in RepositoryId    id,  
    in Identifier      name  
);
```

```
TypeCode create_local_interface_tc(  
    in RepositoryId    id,  
    in Identifier      name  
);
```

```
TypeCode create_component_tc (  
    in RepositoryId    id,  
    in Identifier      name  
);
```

```
TypeCode create_home_tc (  
    in RepositoryId    id,  
    in Identifier      name  
);
```

```
TypeCode create_event_tc (  
    in RepositoryId    id,  
    in Identifier      name,  
    in ValueModifier  type_modifier,  
    in TypeCode       concrete_base,  
    in ValueMemberSeq members  
);
```

```

// Thread related operations

boolean work_pending( );

void perform_work();

void run();

void shutdown(
    in boolean        wait_for_completion
);

void destroy();

// Policy related operations

Policy create_policy(
    in PolicyType     type,
    in any            val
) raises (PolicyError);

// Dynamic Any related operations deprecated and removed
// from primary list of ORB operations

// Value factory operations

ValueFactory register_value_factory(
    in RepositoryId id,
    in ValueFactory_factory
);

void unregister_value_factory(in RepositoryId id);

ValueFactory lookup_value_factory(in RepositoryId id);

void register_initial_reference(
    in ObjectId id,
    in Object obj
) raises (InvalidName);
};
};

```

All types defined in this clause are part of the CORBA module. When referenced in IDL, the type names must be prefixed by “CORBA:”.

The operations **object_to_string** and **string_to_object** are described in Converting Object References to Strings on page 99.

For a description of the **create_list** and **create_operation_list** operations, see Polling on page 184. The **get_default_context** operation is described in `get_default_context` on page 100. The **send_multiple_requests_oneway** and **send_multiple_requests_deferred** operations are described in `send_multiple_requests` on page 183. The **poll_next_response** and **get_next_response** operations are described in `get_next_response` and `poll_next_response` on page 183.

The **list_initial_services** and **resolve_initial_references** operations are described in Obtaining Initial Object References on page 115.

The Type code creation operations with names of the form **create_<type>_tc** are described in Creating TypeCodes on page 141.

The **work_pending**, **perform_work**, **shutdown**, **destroy** and **run** operations are described in Thread-Related Operations on page 100.

The **create_policy** operations is described in `Create_policy` on page 126.

The **register_value_factory**, **unregister_value_factory** and **lookup_value_factory** operations are described in Language Specific Value Factory Requirements on page 161.

The **register_initial_reference** operation is described in `register_initial_reference` on page 407.

8.2.1 ORB Identity

8.2.1.1 id

ORBid id();

The **id** operation returns the identity of the ORB. The returned **ORBid** is the string that was passed to **ORB_init** (see ORB Initialization on page 113) as the **orb_identifier** parameter when the ORB was created. If that was the empty string, the returned string is the value associated with the **-ORBid** tag in the **arg_list** parameter. Calling **id** on the default ORB returns the empty string.

8.2.2 Converting Object References to Strings

8.2.2.1 object_to_string

```
string object_to_string (  
    in Object      obj  
);
```

8.2.2.2 string_to_object

```
Object string_to_object (  
    in string      str  
);
```

Because an object reference is opaque and may differ from ORB to ORB, the object reference itself is not a convenient value for storing references to objects in persistent storage or communicating references by means other than invocation. Two problems must be solved: allowing an object reference to be turned into a value that a client can store in some other medium, and ensuring that the value can subsequently be turned into the appropriate object reference.

An object reference may be translated into a string by the operation **object_to_string**. The value may be stored or communicated in whatever ways strings may be manipulated. Subsequently, the **string_to_object** operation will accept a string produced by **object_to_string** and return the corresponding object reference.

To guarantee that an ORB will understand the string form of an object reference, that ORB's **object_to_string** operation must be used to produce the string. For all conforming ORBs, if **obj** is a valid reference to an object, then **string_to_object(object_to_string(obj))** will return a valid reference to the same object, if the two operations are performed on the same ORB. For all conforming ORB's supporting IOP, this remains true even if the two operations are performed on different ORBs.

8.2.3 Getting Service Information

8.2.3.1 get_service_information

```
boolean get_service_information (  
    in ServiceType service_type;  
    out ServiceInformation service_information;  
);
```

The **get_service_information** operation is used to obtain information about CORBA facilities and services that are supported by this ORB. The service type for which information is being requested is passed in as the in parameter **service_type**, the values defined by constants in the **CORBA** module. If service information is available for that type, that is returned in the out parameter **service_information**, and the operation returns the value **TRUE**. If no information for the requested services type is available, the operation returns **FALSE** (i.e., the service is not supported by this ORB).

8.2.4 Creating a New Context

8.2.4.1 get_default_context

```
void get_default_context(    // PIDL  
    out Context    ctx    // context object  
);
```

This operation creates a new empty Context object every time it is called. The operation is defined in the **ORB** interface.

8.2.5 Thread-Related Operations

To support single-threaded ORBs, as well as multi-threaded ORBs that run multi-thread-unaware code, several operations are included in the **ORB** interface. These operations can be used by single-threaded and multi-threaded applications. An application that is a pure ORB client would not need to use these operations. Both the **ORB::run** and **ORB::shutdown** are useful in fully multi-threaded programs.

These operations are defined on the ORB rather than on an object adapter to allow the main thread to be used for all kinds of asynchronous processing by the ORB. Defining these operations on the ORB also allows the ORB to support multiple object adapters, without requiring the application main to know about all the object adapters. The interface between the ORB and an object adapter is not standardized.

8.2.5.1 work_pending

```
boolean work_pending( );
```

This operation returns an indication of whether the ORB needs the main thread to perform some work.

A result of TRUE indicates that the ORB needs the main thread to perform some work and a result of FALSE indicates that the ORB does not need the main thread.

8.2.5.2 perform_work

```
void perform_work();
```

If called by the main thread, this operation performs an implementation-defined unit of work; otherwise, it does nothing.

It is platform-specific how the application and ORB arrange to use compatible threading primitives.

The **work_pending()** and **perform_work()** operations can be used to write a simple polling loop that multiplexes the main thread among the ORB and other activities. Such a loop would most likely be needed in a single-threaded server. A multi-threaded server would need a polling loop only if there were both ORB and other code that required use of the main thread.

Here is an example of such a polling loop:

```
// C++
for (;;) {
    if (orb->work_pending()) {
        orb->perform_work();
    };
    // do other things
    // sleep?
};
```

Once the ORB has shutdown, **work_pending** and **perform_work** will raise the BAD_INV_ORDER exception with minor code 4. An application can detect this exception to determine when to terminate a polling loop.

8.2.5.3 run

```
void run();
```

This operation provides execution resources to the ORB so that it can perform its internal functions. Single threaded ORB implementations, and some multi-threaded ORB implementations, need the use of the main thread in order to function properly. For maximum portability, an application should call either **run** or **perform_work** on its main thread. **run** may be called by multiple threads simultaneously.

This operation will block until the ORB has completed the shutdown process, initiated when some thread calls **shutdown**.

8.2.5.4 shutdown

```
void shutdown(
    in boolean          wait_for_completion
);
```

This operation instructs the ORB to shut down, that is, to stop processing in preparation for destruction.

Shutting down the ORB causes all object adapters to be destroyed, since they cannot exist in the absence of an ORB.

In the case of the **POA**, all **POAManagers** are deactivated prior to destruction of all POAs. The deactivation that the ORB performs should be the equivalent of calling deactivate with the value **TRUE** for **etherealize_objects** and with the **wait_for_completion** parameter same as what **shutdown** was called with.

Shut down is complete when all ORB processing (including request processing and object deactivation or other operations associated with object adapters) has completed and the object adapters have been destroyed. In the case of the **POA**, this means that all object etherealizations have finished and root **POA** has been destroyed (implying that all descendent **POAs** have also been destroyed).

Shut down is complete when all **ORB** processing has completed and the object adapters have been destroyed. **ORB** processing is defined as including request processing and object deactivation or other operations associated with object adapters, and the forwarding of the responses from deferred synchronous invocations to their associated reply handlers. In the case of the **POA**, this means that all object etherealizations have finished and root POA has been destroyed (implying that all descendent **POAs** have also been destroyed)

If the **wait_for_completion** parameter is **TRUE**, this operation blocks until the shut down is complete. If an application does this in a thread that is currently servicing an invocation, the ORB will not shutdown, and the **BAD_INV_ORDER** system exception will be raised with the OMG minor code 3, and completion status **COMPLETED_NO**, since blocking would result in a deadlock.

If the **wait_for_completion** parameter is **FALSE**, then **shutdown** may not have completed upon return. An ORB implementation may require the application to call (or have a pending call to) **run** or **perform_work** after **shutdown** has been called with its parameter set to **FALSE**, in order to complete the shutdown process.

Additionally in systems that have Portable Object Adapters (see Clause 14) **shutdown** behaves as if **POA::destroy** is called on the Root **POA** with its first parameter set to **TRUE** and the second parameter set to the value of the **wait_for_completion** parameter that **shutdown** is invoked with.

While the ORB is in the process of shutting down, the ORB operates as normal, servicing incoming and outgoing requests until all requests have been completed. An implementation may impose a time limit for requests to complete while a **shutdown** is pending.

Once an ORB has shutdown, only object reference management operations(**duplicate**, **release** and **is_nil**) may be invoked on the ORB or any object reference obtained from it. An application may also invoke the destroy operation on the ORB itself. Invoking any other operation will raise the **BAD_INV_ORDER** system exception with the OMG minor code 4.

8.2.5.5 destroy

```
void destroy();
```

This operation destroys the ORB so that its resources can be reclaimed by the application. Any operation invoked on a destroyed ORB reference will raise the **OBJECT_NOT_EXIST** exception. Once an ORB has been destroyed, another call to **ORB_init** with the same **ORBid** will return a reference to a newly constructed ORB.

If **destroy** is called on an ORB that has not been shut down, it will start the shut down process and block until the ORB has shut down before it destroys the ORB. The behavior is similar to that achieved by calling **shutdown** with the **wait_for_completion** parameter set to **TRUE**. If an application calls **destroy** in a thread that is currently servicing an invocation, the **BAD_INV_ORDER** system exception will be raised with the OMG minor code 3, since blocking would result in a deadlock.

For maximum portability and to avoid resource leaks, an application should always call **shutdown** and **destroy** on all ORB instances before exiting.

8.3 Object Reference Operations

There are some operations that can be done on any object. These are not operations in the normal sense, in that they are implemented directly by the ORB, not passed on to the object implementation. We will describe these as being operations on the object reference, although the interfaces actually depend on the language binding. As above, where we used interface **Object** to represent the object reference, we define an interface for **Object**:

```
module CORBA {

    interface DomainManager;          // forward declaration
    typedef sequence <DomainManager> DomainManagersList;

    interface Policy;                 // forward declaration
    typedef sequence <Policy> PolicyList;
    typedef sequence<PolicyType> PolicyTypeSeq;
    exception InvalidPolicies { sequence <unsigned short> indices; };

    interface Context;                // forward declaration

    typedef string Identifier;
    interface Request;                // forward declaration
    interface NVList;                // forward declaration
    struct NamedValue{};              // an implicitly well known type
    typedef unsigned long Flags;
    interface InterfaceDef;

    enum SetOverrideType {SET_OVERRIDE, ADD_OVERRIDE};

    interface ORB;                    // PIDL forward declaration

    interface Object {                // PIDL

        InterfaceDef get_interface ();

        boolean is_nil();

        Object duplicate ();

        void release ();

        boolean is_a (
            in RepositoryId      logical_type_id
        );

        boolean non_existent();

        boolean is_equivalent (
            in Object             other_object
        );
    };
};
```

```

unsigned long hash(
    in unsigned long    maximum
);

void create_request (
    in Context          ctx
    in Identifier       operation,
    in NVList           arg_list,
    inout NamedValue   result,
    out Request        req,
    in Flags           req_flag
);

Policy get_policy (
    in PolicyType      policy_type
);

DomainManagersList get_domain_managers ();

Object set_policy_overrides(
    in PolicyList      policies,
    in SetOverrideType set_add
) raises (InvalidPolicies);

Policy get_client_policy(
    in PolicyType type
);

PolicyList get_policy_overrides(
    in PolicyTypeSeq   types
);

boolean validate_connection(
    out PolicyList     inconsistent_policies
);

Object get_component ();

string repository_id();

ORB get_orb();
};
};

```

The **create_request** operation is part of the Object interface because it creates a pseudo-object (a Request) for an object. It is described with the other Request operations in Request Operations on page 177.

Unless otherwise stated below, the operations in the IDL above do not require access to remote information.

8.3.1 Determining the Object Interface

8.3.1.1 get_interface

InterfaceDef get_interface();

get_interface, returns an object in the Interface Repository that describes the most derived type of the object addressed by the reference. See the Interface Repository clause for a definition of operations on the Interface Repository. The implementation of this operation may involve contacting the ORB that implements the target object.

If the interface repository is not available, **get_interface** raises INTF_REPOS with standard minor code 1. If the interface repository does not contain an entry for the object's (most derived) interface, **get_interface** raises INTF_REPOS with standard minor code 2.

8.3.1.2 repository_id

repository_id returns the repository ID of an object (see Component Interface Repository Interfaces on page 260 for details of repository IDs). The implementation of this operation must contact the ORB that implements the target object.

8.3.2 Duplicating and Releasing Copies of Object References

8.3.2.1 duplicate

Object duplicate();

8.3.2.2 release

void release();

Because object references are opaque and ORB-dependent, it is not possible for clients or implementations to allocate storage for them. Therefore, there are operations defined to copy or release an object reference.

If more than one copy of an object reference is needed, the client may create a **duplicate**. Note that the object implementation is not involved in creating the duplicate, and that the implementation cannot distinguish whether the original or a duplicate was used in a particular request.

When an object reference is no longer needed by a program, its storage may be reclaimed by use of the **release** operation. Note that the object implementation is not involved, and that neither the object itself nor any other references to it are affected by the **release** operation.

8.3.3 Nil Object References

8.3.3.1 is_nil

boolean is_nil();

An object reference whose value is **OBJECT_NIL** denotes no object. An object reference can be tested for this value by the **is_nil** operation. The object implementation is not involved in the nil test.

8.3.4 Equivalence Checking Operation

8.3.4.1 is_a

```
boolean is_a(  
    in RepositoryId    logical_type_id  
);
```

An operation is defined to facilitate maintaining type-safety for object references over the scope of an ORB.

The **logical_type_id** is a string denoting a shared type identifier (**RepositoryId**). The operation returns true if the object is really an instance of that type, including if that type is an ancestor of the “most derived” type of that object.

Determining whether an object’s type is compatible with the **logical_type_id** may require contacting a remote ORB or interface repository. Such an attempt may fail at either the local or the remote end. If **is_a** cannot make a reliable determination of type compatibility due to failure, it raises an exception in the calling application code. This enables the application to distinguish among the **TRUE**, **FALSE**, and indeterminate cases.

This operation exposes to application programmers functionality that must already exist in ORBs that support “type safe narrow” and allows programmers working in environments that do not have compile time type checking to explicitly maintain type safety.

This operation always returns **TRUE** for the **logical_type_id** **IDL:omg.org/CORBA/Object:1.0**

8.3.5 Probing for Object Non-Existence

8.3.5.1 non_existent

```
boolean non_existent ();
```

The **non_existent** operation may be used to test whether an object (e.g., a proxy object) has been destroyed. It does this without invoking any application level operation on the object, and so will never affect the object itself. It returns true (rather than raising **CORBA::OBJECT_NOT_EXIST**) if the ORB knows authoritatively that the object does not exist; otherwise, it returns false.

Services that maintain state that includes object references, such as bridges, event channels, and base relationship services, might use this operation in their “idle time” to sift through object tables for objects that no longer exist, deleting them as they go, as a form of garbage collection. In the case of proxies, this kind of activity can cascade, such that cleaning up one table allows others then to be cleaned up.

Probing for object non-existence may require contacting the ORB that implements the target object. Such an attempt may fail at either the local or the remote end. If **non_existent** cannot make a reliable determination of object existence due to failure, it raises an exception in the calling application code. This enables the application to distinguish among the true, false, and indeterminate cases.

8.3.6 Object Reference Identity

In order to efficiently manage state that include large numbers of object references, services need to support a notion of object reference identity. Such services include not just bridges, but relationship services and other layered facilities.

Two identity-related operations are provided. One maps object references into disjoint groups of potentially equivalent references, and the other supports more expensive pairwise equivalence testing. Together, these operations support efficient maintenance and search of tables keyed by object references.

8.3.6.1 Hashing Object Identifiers

hash

```
    unsigned long hash(  
        in unsigned long    maximum  
    );
```

Object references are associated with ORB-internal identifiers that may indirectly be accessed by applications using the **hash** operation. The value of this identifier does not change during the lifetime of the object reference, and so neither will any hash function of that identifier.

The value of this operation is not guaranteed to be unique; that is, another object reference may return the same hash value. However, if two object references hash differently, applications can determine that the two object references are *not* identical.

The **maximum** parameter to the **hash** operation specifies an upper bound on the hash value returned by the ORB. The lower bound of that value is zero. Since a typical use of this feature is to construct and access a collision chained hash table of object references, the more randomly distributed the values are within that range, and the cheaper those values are to compute, the better.

For bridge construction, note that proxy objects are themselves objects, so there could be many proxy objects representing a given “real” object. Those proxies would not necessarily hash to the same value.

8.3.6.2 Equivalence Testing

is_equivalent

```
    boolean is_equivalent(  
        in Object    other_object  
    );
```

The **is_equivalent** operation is used to determine if two object references are equivalent, so far as the ORB can easily determine. It returns **TRUE** if the target object reference is known to be equivalent to the other object reference passed as its parameter, and **FALSE** otherwise.

If two object references are identical, they are equivalent. Two different object references that in fact refer to the same object are also equivalent.

ORBs are allowed, but not required, to attempt determination of whether two distinct object references refer to the same object. In general, the existence of reference translation and encapsulation, in the absence of an omniscient topology service, can make such determination impractically expensive. This means that a **FALSE** return from **is_equivalent** should be viewed as only indicating that the object references are distinct, and not necessarily an indication that the references indicate distinct objects. Setting of local policies on the object reference is not taken into consideration for the purposes of determining object reference equivalence.

A typical application use of this operation is to match object references in a hash table. Bridges could use it to shorten the lengths of chains of proxy object references. Externalization services could use it to “flatten” graphs that represent cyclical relationships between objects. Some might do this as they construct the table, others during idle time.

8.3.7 Type Coercion Considerations

Many programming languages map **Object** to programming constructs that support inheritance. Mappings to languages (such as C++ and Java) typically provide a mechanism for narrowing (down-casting) an object reference from a base interface to a more derived interface. To do such down-casting in a type safe way, knowledge of the full inheritance hierarchy of the target interface may be required. The implementation of down-cast must either contact an interface repository or the target itself, to determine whether or not it is safe to down-cast the client's object reference. This requirement is not acceptable when a client is expecting only asynchronous communication with the target. Therefore, for the appropriate languages an unchecked down-cast operation (also referred to as unchecked narrow operation) shall be provided in the mapping of Object. This unchecked narrow always returns a stub of the requested type without checking that the target really implements that interface.

8.3.8 Getting Policy Associated with the Object

8.3.8.1 get_policy

The `get_policy` operation returns the policy object of the specified type (see Policy Object on page 124), which applies to this object. It returns the *effective Policy* for the object reference. The effective **Policy** is the one that would be used if a request were made.

This **Policy** is determined first by obtaining the effective override for the **PolicyType** as returned by `get_client_policy`. The effective override is then compared with the **Policy** as specified in the **IOR**. The effective **Policy** is determined by reconciling the effective override and the **IOR**-specified **Policy** (see Server Side Policy Management on page 129). If the two policies cannot be reconciled, the standard system exception `INV_POLICY` is raised with standard minor code 1. The absence of a **Policy** value in the **IOR** implies that any legal value may be used.

Invoking `non_existent` on an object reference prior to `get_policy` ensures the accuracy of the returned effective **Policy**. If `get_policy` is invoked prior to the object reference being bound, a compliant implementation shall attempt a binding and then return the effective **Policy**. If the binding attempt fails it shall pass through the system exception returned from the binding attempt. Note that if the effective **Policy** may change from invocation to invocation due to transparent rebinding.

```
Policy get_policy (  
    in PolicyType    policy_type  
);
```

Parameter(s)

- **policy_type**
The type of policy to be obtained.

Return Value

A **Policy** object of the type specified by the **policy_type** parameter.

Exception(s)

- `CORBA::INV_POLICY`
Raised when the value of policy type is not valid either because the specified type is not supported by this ORB or because a policy object of that type is not associated with this Object.

The implementation of this operation may involve remote invocation of an operation (e.g., **DomainManager::get_domain_policy** for some security policies) for some policy types.

8.3.8.2 get_client_policy

```
Policy get_client_policy(  
    in PolicyType type  
);
```

Returns the *effective overriding* Policy for the object reference. The effective override is obtained by first checking for an override of the given PolicyType at the Object scope, then at the Current scope, and finally at the ORB scope. If no override is present for the requested PolicyType, a system-dependent default value for that Policy Type may be returned. A nil Policy reference may also be returned to indicate that there is no default for the policy. Portable applications are expected to set the desired “defaults” at the ORB scope since default Policy values are not specified.

8.3.8.3 get_policy_overrides

```
PolicyList get_policy_overrides(  
    in PolicyTypeSeq types  
);
```

Returns the list of Policy overrides (of the specified policy types) set at the Object scope. If the specified sequence is empty, all Policy overrides at this scope will be returned. If none of the requested PolicyTypes are overridden at the Object scope, an empty sequence is returned.

8.3.9 Overriding Associated Policies on an Object Reference

8.3.9.1 set_policy_overrides

The **set_policy_overrides** operation returns a new object reference with the new policies associated with it. It takes two input parameters. The first parameter **policies** is a sequence of references to **Policy** objects. The second parameter **set_add** of type **SetOverrideType** indicates whether these policies should be added onto any other overrides that already exist (**ADD_OVERRIDE**) in the object reference, or they should be added to a clean override free object reference (**SET_OVERRIDE**). This operation associates the policies passed in the first parameter with a newly created object reference that it returns. Only certain policies that pertain to the invocation of an operation at the client end can be overridden using this operation. Attempts to override any other policy will result in the raising of the CORBA::NO_PERMISSION exception.

```
enum SetOverrideType {SET_OVERRIDE, ADD_OVERRIDE};
```

```
Object set_policy_overrides(  
    in PolicyList policies,  
    in SetOverrideType set_add  
) raises (InvalidPolicies);
```

Parameter(s)

- **policies**

A sequence of **Policy** objects that are to be associated with the new copy of the object reference returned by this operation. If the sequence contains two or more **Policy** objects with the same **PolicyType** value, the operation raises the standard system exception BAD_PARAM with minor code 30.

- **set_add**

Whether the association is in addition to (**ADD_OVERRIDE**) or as a replacement of (**SET_OVERRIDE**) any existing overrides already associated with the object reference. If the value of this parameter is **SET_OVERRIDE**, the supplied **policies** completely replace all existing overrides associated with the object reference. If the value of this parameter is **ADD_OVERRIDE**, the supplied **policies** are added to the existing overrides associated with the object reference, except that if a supplied **Policy** object has the same **PolicyType** value as an existing override, the supplied **Policy** object replaces the existing override.

Return Value

A copy of the object reference with the overrides from **policies** associated with it in accordance with the value of **set_add**.

Exception(s)

- InvalidPolicies

Raised when an attempt is made to override any policy that cannot be overridden.

8.3.10 Validating Connection

8.3.10.1 validate_connection

```
boolean validate_connection(  
    out PolicyList      inconsistent_policies  
);
```

Returns the value TRUE if the current effective policies for the Object will allow an invocation to be made. If the object reference is not yet bound, a binding will occur as part of this operation. If the object reference is already bound, but current policy overrides have changed or for any other reason the binding is no longer valid, a rebind will be attempted regardless of the setting of any RebindPolicy override. The `validate_connection` operation is the only way to force such a rebind when implicit rebinds are disallowed by the current effective RebindPolicy. The attempt to bind or rebind may involve processing GIOP LocateRequests by the ORB.

If the RoutingPolicy **ROUTE_FORWARD** or **ROUTE_STORE_AND_FORWARD** are in effect when `validate_connection` is invoked then the client ORB shall attempt to open a connection for the first hop to the first target **Router** (applies to both **Router** and **PersistentRequestRouter**) as if it were the target **Object** and return success or failure based on success or failure to establish this connection.

Returns the value FALSE if the current effective policies would cause an invocation to raise the standard system exception INV_POLICY. If the current effective policies are incompatible, the out parameter `inconsistent_policies` contains those policies causing the incompatibility. This returned list of policies is not guaranteed to be exhaustive. If the binding fails due to some reason unrelated to policy overrides, the appropriate standard system exception is raised.

8.3.11 Getting the Domain Managers Associated with the Object

8.3.11.1 get_domain_managers

The `get_domain_managers` operation allows administration services (and applications) to retrieve the domain managers (see Management of Policies on page 129), and hence the security and other policies applicable to individual objects that are members of the domain.

```
typedef sequence <DomainManager> DomainManagersList;
```

```
DomainManagersList get_domain_managers ();
```

Return Value

The list of immediately enclosing domain managers of this object. At least one domain manager is always returned in the list since by default each object is associated with at least one domain manager at creation.

The implementation of this operation may involve contacting the ORB that implements the target object.

8.3.12 Getting Component Associated with the Object

8.3.12.1 get_component

```
Object get_component ();
```

If the target object reference is itself a component reference (i.e., it denotes the component itself), the **get_component** operation returns the same reference (or another equivalent reference). If the target object reference is a facet reference the **get_component** operation returns an object reference for the component. If the target reference is neither a component reference nor a provided reference, **get_component** returns a nil reference.

8.3.13 Getting the ORB

8.3.13.1 get_orb

```
ORB get_orb();
```

This operation returns the local ORB that is handling this particular Object Reference.

8.3.14 LocalObject Operations

Local interfaces are implemented by using **CORBA::LocalObject**, which derives from **CORBA::Object** and provides implementations of Object pseudo operations and any other ORB specific support mechanisms that are appropriate for such objects. Object implementation techniques are inherently language mapping specific. Therefore, the **LocalObject** type is not defined in IDL, but is specified by each language mapping.

- The **LocalObject** type provides implementations of the following **Object** pseudo-operations that raise the **NO_IMPLEMENT** system exception with standard minor code 8:
 - **get_interface**
 - **get_domain_managers**
 - **get_policy**
 - **get_client_policy**
 - **set_policy_overrides**
 - **get_policy_overrides**
 - **validate_connection**
 - **get_component**
 - **respository_id**

- The **LocalObject** type provides implementations of the following pseudo-operations:
 - **non_existent** - always returns false.
 - **hash** - returns a hash value that is consistent for the lifetime of the object.
 - **is_equivalent** - returns true if the references refer to the same **LocalObject** implementation.
 - **is_a** - returns **TRUE** if the **LocalObject** derives from or is itself the type specified by the **logical_type_id** argument.
 - **get_orb** - The default behavior of this operation when invoked on a reference to a local object is to return the system exception **NO_IMPLEMENT** with standard minor code 8. Certain local objects that have close association with an ORB, like POAs, Current objects and certain portable interceptors related local objects override the default behavior and return a reference to the ORB that they are associated with. These are documented in the sub clauses where these local objects are specified
- Attempting to use a **LocalObject** to create a DII request shall result in a **NO_IMPLEMENT** system exception with standard minor code 4. Attempting to marshal or stringify a **LocalObject** shall result in a **MARSHAL** system exception with standard minor code 4. Narrowing and widening of references to **LocalObjects** must work as for regular object references.
- Local types cannot be marshaled and references to local objects cannot be converted to strings. Any attempt to marshal a local object, such as via an unconstrained base interface, as an **Object**, or as the contents of an **any**, or to pass a local object to **ORB::object_to_string**, shall result in a **MARSHAL** system exception with OMG minor code 4.
- The DII is not supported on local objects, nor are asynchronous invocation interfaces.
- Language mappings shall specify server side mechanisms, including base classes and/or skeletons if necessary, for implementing local objects, so that invocation overhead is minimized.
- The usage of client side language mappings for local types shall be identical to those of equivalent unconstrained types.
- Invocations on local objects are not ORB mediated. Specifically, parameter copy semantics are not honored, interceptors are not invoked, and the execution context of a local object does not have ORB service **Current** object contexts that are distinct from those of the caller. Implementations of local interfaces are responsible for providing the parameter copy semantics expected by clients.
- Local objects have no inherent identities beyond their implementations' identities as programming objects. The lifecycle of the implementation is the same as the lifecycle of the reference.
- Instances of local objects defined as part of OMG specifications to be supplied by ORB products or object service products shall be exposed through the **ORB::resolve_initial_references** operation or through some other local object obtained from **resolve_initial_references**.

8.4 ValueBase Operations

ValueBase serves a similar role for value types that **Object** serves for interfaces. Its mapping is language-specific and must be explicitly specified for each language.

Typically it is mapped to a concrete language type which serves as a base for all value types. Any operations that are required to be supported for all values are conceptually defined on **ValueBase**, although in reality their actual mapping depends upon the specifics of any particular language mapping.

Analogous to the definition of the **Object** interface for implicit operations of object references, the implicit operations of **ValueBase** are defined on a pseudo-**valuetype** as follows:

```
module CORBA {
```



```

    valuetype ValueBase{
        ValueDef get_value_def();
    };
};

```

The `get_value_def()` operation returns a description of the value's definition as described in the interface repository (ValueDef on page 255).

8.5 ORB and OA Initialization and Initial References

Before an application can enter the CORBA environment, it must first:

- Be initialized into the ORB and possibly the object adapter (POA) environments.
- Get references to ORB pseudo-object (for use in future ORB operations) and perhaps other objects (including the root POA or some Object Adapter objects).

The following operations are provided to initialize applications and obtain the appropriate object references:

- Operations providing access to the ORB. These operations reside in the CORBA module, but not in the ORB interface and are described in ORB Initialization on page 113.
- Operations providing access to Object Adapters, Interface Repository, Naming Service, and other Object Services. These operations reside in the ORB interface and are described in Obtaining Initial Object References on page 115.

8.5.1 ORB Initialization

When an application requires a CORBA environment it needs a mechanism to get the ORB pseudo-object reference and possibly an OA object reference (such as the root POA). This serves two purposes. First, it initializes an application into the ORB and OA environments. Second, it returns the ORB pseudo-object reference and the OA object reference to the application for use in future ORB and OA operations.

The ORB and OA initialization operations must be ordered with ORB occurring before OA: an application cannot call OA initialization routines until ORB initialization routines have been called for the given ORB. The operation to initialize an application in the ORB and get its pseudo-object reference is not performed on an object. This is because applications do not initially have an object on which to invoke operations. The ORB initialization operation is an application's bootstrap call into the CORBA world. The **ORB_init** call is part of the CORBA module but not part of the ORB interface.

Applications can be initialized in one or more ORBs. When an ORB initialization is complete, its pseudo reference is returned and can be used to obtain other references for that ORB.

In order to obtain an **ORB** pseudo-object reference, applications call the **ORB_init** operation. The parameters to the call comprise an identifier for the ORB for which the pseudo-object reference is required, and an **arg_list**, which is used to allow environment-specific data to be passed into the call. PIDL for the ORB initialization is as follows:

```

// PIDL
module CORBA {
    typedef sequence <string> arg_list;
    ORB ORB_init (inout arg_list argv, in ORBId orb_identifier);
};

```

The identifier for the ORB will be a name of type **CORBA::ORBId**. All **ORBId** strings other than the empty string are allocated by ORB administrators and are not managed by the OMG. ORB administration is the responsibility of each ORB supplier. ORB suppliers may optionally delegate this responsibility. **ORBId** strings other than the empty string are intended to be used to uniquely identify each ORB used within the same address space in a multi-ORB application. These special **ORBId** strings are specific to each ORB implementation and the ORB administrator is responsible for ensuring that the names are unambiguous.

If an empty **ORBId** string is passed to **ORB_init**, then the **arg_list** arguments shall be examined to determine if they indicate an ORB reference that should be returned. This is achieved by searching the **arg_list** parameters for one preceded by “-**ORBId**” for example, “-**ORBId example_orb**” (the white space after the “-**ORBId**” tag is ignored) or “-**ORBIdMyFavoriteORB**” (with no white space following the “-**ORBId**” tag). Alternatively, two sequential parameters with the first being the string “-**ORBId**” indicates that the second is to be treated as an **ORBId** parameter. If an empty string is passed and no **arg_list** parameters indicate the ORB reference to be returned, the default ORB for the environment will be returned.

Other parameters of significance to the ORB can also be identified in **arg_list**, for example, “**Hostname**,” “**SpawnedServer**,” and so forth. To allow for other parameters to be specified without causing applications to be rewritten, it is necessary to specify the parameter format that ORB parameters may take. In general, parameters shall be formatted as either one single **arg_list** parameter:

-ORB<suffix><optional white space> <value>

or as two sequential **arg_list** parameters:

-ORB<suffix>

<value>

Regardless of whether an empty or non-empty **ORBId** string is passed to **ORB_init**, the **arg_list** arguments are examined to determine if any ORB parameters are given. If a non-empty **ORBId** string is passed to **ORB_init**, all **ORBId** parameters in the **arg_list** are ignored. All other **-ORB<suffix>** parameters in the **arg_list** may be of significance during the ORB initialization process.

Before **ORB_init** returns, it will remove from the **arg_list** parameter all strings that match the **-ORB<suffix>** pattern described above and that are recognized by that ORB implementation, along with any associated sequential parameter strings. If any strings in **arg_list** that match this pattern are not recognized by the ORB implementation, **ORB_init** will raise the **BAD_PARAM** system exception instead.

The **ORB_init** operation may be called any number of times and shall return the same ORB reference when the same **ORBId** string is passed, either explicitly as an argument to **ORB_init** or through the **arg_list**. All other **-ORB<suffix>** parameters in the **arg_list** may be considered on subsequent calls to **ORB_init**.

NOTE: Whenever an **ORB_init** argument of the form **-ORBxxx** is specified, it is understood that the argument may be represented in different ways in different languages. For example, in Java **-ORBxxx** is equivalent to a property named **org.omg.CORBA.ORBxxx**.

8.5.1.1 Server ID

A Server ID must uniquely identify a server to an IMR. This specification only requires unique identification using a string of some kind. We do not intend to make more specific requirements for the structure of a server ID.

The server ID may be specified by an **ORB_init** argument of the form

-ORBServerId

The value assigned to this property is a **string**. All templates created in this **ORB** will return this server ID in the **server_id** attribute.

It is required that all ORBs in the same server share the same server ID. Specific environments may choose to implement **-ORBServerId** in ways that automatically enforce this requirement.

For example, the **org.omg.CORBA.ServerId** system property may be set to the server ID in Java when a Java server is activated. This system property is then picked up as part of the **ORB_init** call for every **ORB** created in the server.

8.5.1.2 Server Endpoint

The server endpoint information is passed into **ORB_init** by an argument of the form

-ORBListenEndpoints <endpoints>

The format of the <endpoints> argument is proprietary. All that is required by this specification is that each time **ORB_init** is called with the same value for this argument, the resulting **ORB** will listen for requests on the same set of endpoints, so that persistent object references for the **ORB** will continue to function correctly.

8.5.1.3 Starting Servers with No Proprietary Server Activation Support

Any server started with the flag:

-ORBNoProprietaryActivation

shall avoid the use of any proprietary activation framework.

8.5.2 Obtaining Initial Object References

Applications require a portable means by which to obtain their initial object references. References are required for the root POA, POA Current, Interface Repository and various Object Services instances. (The POA is described in the Portable Object Adapter clause; the Interface Repository is described in the Interface Repository clause; Object Services are described in the individual service specifications.) The functionality required by the application is similar to that provided by the Naming Service. However, the OMG does not want to mandate that the Naming Service be made available to all applications in order that they may be portably initialized. Consequently, the operations shown in this sub clause provide a simplified, local version of the Naming Service that applications can use to obtain a small, defined set of object references that are essential to its operation. Because only a small well-defined set of objects are expected with this mechanism, the naming context can be flattened to be a single-level name space. This simplification results in only two operations being defined to achieve the functionality required.

Initial references are not obtained via a new interface; instead two operations are provided in the ORB pseudo-object interface, providing facilities to list and resolve initial object references.

list_initial_services

```
typedef string ObjectId;  
typedef sequence <ObjectId> ObjectIdList;  
ObjectIdList list_initial_services ();
```

resolve_initial_references

```
exception InvalidName {};  
  
Object resolve_initial_references (  
    in ObjectId identifier  
    ) raises (InvalidName);
```

The **resolve_initial_references** operation is an operation on the ORB rather than the Naming Service's **NamingContext**. The interface differs from the Naming Service's **resolve** in that **ObjectId** (a string) replaces the more complex Naming Service construct (a sequence of structures containing string pairs for the components of the name). This simplification reduces the name space to one context.

ObjectIds are strings that identify the object whose reference is required. To maintain the simplicity of the interface for obtaining initial references, only a limited set of objects are expected to have their references found via this route. Unlike the ORB identifiers, the **ObjectId** name space requires careful management. To achieve this, the OMG may, in the future, define which services are required by applications through this interface and specify names for those services.

resolve_initial_references never returns a **nil** reference. Instead, the non-availability of a particular reference is indicated by throwing an **InvalidName** exception (even if a **nil** reference is explicitly configured for an **ObjectId**).

Currently, reserved **ObjectIds** are **RootPOA**, **POACurrent**, **InterfaceRepository**, **NameService**, **TradingService**, **SecurityCurrent**, **TransactionCurrent**, **DynAnyFactory**, **ORBPolicyManager**, **PolicyCurrent**, **NotificationService**, **TypedNotificationService**, **CodecFactory**, **PICurrent**, **ComponentHomeFinder** and **PSS**.

Table 8.1- ObjectIds for resolve_initial_references

ObjectId	Type of Object Reference	Reference
RootPOA	PortableServer::POA	POA Interface on page 326.
POACurrent	PortableServer::Current	POA Interface on page 326.
InterfaceRepository	CORBA::Repository CORBA::ComponentIR::Repository	Repository on page 236 and ComponentIR::Repository on page 262.
NameService	CosNaming:: NamingContext	Naming Service specification (formal/00-06-19), the CosNaming Module sub clause.
TradingService	CosTrading::Lookup	Trading Object Service specification (formal/00-06-27), the Functional Interfaces sub clause.
SecurityCurrent	SecurityLevel1::Current or SecurityLevel2::Current	Security Service specification (formal/00-06-25), the Security Operations on Current sub clause.
TransactionCurrent	CosTransaction::Current	Transaction Service specification (formal/00-06-28), the Transaction Service Interfaces sub clause.

Table 8.1- ObjectIds for resolve_initial_references

ObjectId	Type of Object Reference	Reference
DynAnyFactory	DynamicAny:: DynAnyFactory	Creating a DynAny Object on page 202.
ORBPolicyManager	CORBA::PolicyManager	Policy Management Interfaces on page 130.
PolicyCurrent	CORBA::PolicyCurrent	Policy Management Interfaces on page 130.
NotificationService	CosNotifyChannelAdmin:: EventChannelFactory	Notification Service specification (formal/00-06-20)
TypedNotificationService	CosTypedNotifyChannelAdmin:: TypedEventChannelFactory	Notification Service specification (formal/00-06-20)
CodecFactory	IOP::CodecFactory	See <i>Part 2 of this International Standard</i> , Architecture clause.
PICurrent	PortableInterceptors::Current	Portable Interceptor Current Interface on page 385.
ComponentHomeFinder	Components::HomeFinder	Components specification (formal/02-06-65).
PSS	CosPersistentState::ConnectorRegistry	<i>Persistent State</i> specification (formal/02-09-06).

To allow an application to determine which objects have references available via the initial references mechanism, the **list_initial_services** operation (also a call on the ORB) is provided. It returns an **ObjectIdList**, which is a sequence of **ObjectIds**. **ObjectIds** are typed as strings. Each object, which may need to be made available at initialization time, is allocated a string value to represent it.

In addition to defining the id, the type of object being returned must be defined; that is, “**InterfaceRepository**” returns an object of type **Repository**, or **ComponentIR::Repository**, which is derived from **Repository**, depending on whether the ORB supports components or not, and “**NameService**” returns a **CosNaming::NamingContext** object.

The application is responsible for narrowing the object reference returned from **resolve_initial_references** to the type that was requested in the ObjectId. For example, for **InterfaceRepository** the object returned would be narrowed to **Repository** type or **ComponentIR::Repository** type, depending on whether the ORB supports components.

Specifications for Object Services (see individual service specifications) state whether it is expected that a service’s initial reference be made available via the **resolve_initial_references** operation or not; that is, whether the service is necessary or desirable for bootstrap purposes.

8.5.3 Configuring Initial Service References

8.5.3.1 ORB-specific Configuration

It is required that an ORB can be administratively configured to return an arbitrary object reference from **CORBA::ORB::resolve_initial_references** for non-locality-constrained objects.

In addition to this required implementation-specific configuration, two **CORBA::ORB_init** arguments are provided to override the ORB initial reference configuration.

8.5.3.2 ORBInitRef

The ORB initial reference argument, **-ORBInitRef**, allows specification of an arbitrary object reference for an initial service. The format is:

-ORBInitRef <ObjectID>=<ObjectURL>

Examples of use are:

-ORBInitRef NameService=IOR:00230021AB...

-ORBInitRef NotificationService=corbaloc::555objs.com/NotificationService

-ORBInitRef TradingService=corbaname::555objs.com#Dev/Trader

<ObjectID> represents the well-known **ObjectID** for a service defined in the CORBA specification, such as **NameService**. This mechanism allows an ORB to be configured with new initial service Object IDs that were not defined when the ORB was installed.

<ObjectURL> can be any of the URL schemes supported by **CORBA::ORB::string_to_object** (ISO/IEC 19500-2 , Clause 7, ORB Interoperability Architecture - 7.6.1, Object URLs), with the exception of the corbaloc URL scheme with the rir protocol (i.e., corbaloc:rir...). If a URL is syntactically malformed or can be determined to be invalid in an implementation defined manner, **ORB_init** raises a **BAD_PARAM** exception.

8.5.3.3 ORBDefaultInitRef

The ORB default initial reference argument, **-ORBDefaultInitRef**, assists in resolution of initial references not explicitly specified with **-ORBInitRef**. **-ORBDefaultInitRef** requires a URL that, after appending a slash '/' character and a stringified object key, forms a new URL to identify an initial object reference. For example:

-ORBDefaultInitRef corbaloc::555objs.com

A call to **resolve_initial_references** (see the “**NotificationService**”) with this argument results in a new URL:

corbaloc::555objs.com/NotificationService

That URL is passed to **CORBA::ORB::string_to_object** to obtain the initial reference for the service.

Another example is:

**-ORBDefaultInitRef \
corbaname::555ResolveRefs.com,:555Backup.com#Prod/Local**

After calling **resolve_initial_references**(“**NameService**”), one of the **corbaname** URLs

corbaname::555ResolveRefs.com#Prod/Local/NameService

or

corbaname::555Backup411.com#Prod/Local/NameService

is used to obtain an object reference from **string_to_object**. (In this example, **Prod/Local/NameService** represents a stringified **CosNaming::Name**).

See *Part 2 of this International Standard* for details of the **corbaloc** and **corbaname** URL schemes. The **-ORBDefaultInitRef** argument naturally extends to URL schemes that may be defined in the future, provided the final part of the URL is an object key.

8.5.3.4 Configuration Effect on **resolve_initial_references**

Default Resolution Order

The default order for processing a call to **CORBA::ORB::resolve_initial_references** for a given **<ObjectID>** is:

1. Resolve with **register_initial_reference** entry if possible.
2. Resolve with **-ORBInitRef** for this **<ObjectID>** if possible
3. Resolve with pre-configured ORB settings if possible.
4. Resolve with an **-ORBDefaultInitRef** entry if possible.

ORB Configured Resolution Order

There are cases where the default resolution order may not be appropriate for all services and use of **-ORBDefaultInitRef** may have unintended resolution side effects). For example, an ORB may use a proprietary service, such as **ImplementationRepository**, for internal purposes and may want to prevent a client from unknowingly diverting the ORB's reference to an implementation repository from another vendor. To prevent this, an ORB is allowed to ignore the **-ORBDefaultInitRef** argument for any or all **<ObjectID>**s for those services that are not OMG-specified services with a well-known service name as accepted by **resolve_initial_references**. An ORB can only ignore the **-ORBDefaultInitRef** argument but must always honor the **-ORBInitRef** argument.

8.5.3.5 Configuration Effect on **list_initial_services**

The **<ObjectID>**s of all **-ORBInitRef** arguments to **ORB_init** appear in the list of tokens returned by **list_initial_services** as well as all ORB-configured **<ObjectID>**s. Any other tokens that may appear are implementation-dependent.

The list of **<ObjectID>**s returned by **list_initial_services** can be a subset of the **<ObjectID>**s recognized as valid by **resolve_initial_references**.

8.6 Context Object

8.6.1 Introduction

A context object contains a list of properties, each consisting of a name and a string value associated with that name. By convention, context properties represent information about the client, environment, or circumstances of a request that are passed as a single parameter representing that collection of information.

Context properties represent a portion of a client's or application's environment that is meant to be propagated to (and made available to) a server's environment (for example, a window identifier, or user preference information). Once an operation has been invoked in the server, the operation implementation may query its context object for these properties.

An operation definition may contain a context clause that specifies the context properties that may be of interest to a particular operation. These context properties (if present for the actual call) are propagated to the server. A client-side ORB may choose to pass more properties than are specified by an operation's context clause. An example of an operation with a context clause is

```
interface Example {
    void op() context("USER", "X*");
};
```

This context clause specifies that the “USER” property is to be made available to the server, as well as all properties with names beginning with “X.” Note that there is no obligation on the client to actually pass values for these properties at run time; if the client omits one or more properties, the call proceeds normally and the operation implementation simply will not be able to retrieve the corresponding property values.

Property names are non-empty strings that cannot contain the character ‘*’ - there are no other syntactic restrictions on property names. Property names that differ only in case are distinct names, so the following is a legal context clause that transmits two distinct properties:

```
interface Example2 {
    void op() context("FOO", "foo");
};
```

Context property values are strings. An empty string is a legal property value.

Property values are modified and accessed via the **Context** interface. A **Context** object represents a collection of property values. **Context** objects may be connected into hierarchies; properties defined in child **Context** objects lower in the hierarchy override properties in parent **Context** objects higher in the hierarchy.

8.6.2 Context Object Operations

Properties are represented as named value lists.

```
module CORBA {
    interface Context {
        // PIDL
        void set_one_value(
            in Identifier prop_name, // property name to set
            in string value // property value to set
        );
        void set_values(
            in NVList values // property values to set
        );
        void get_values(
            in Identifier start_scope, // search scope
            in Flags op_flags, // operation flags
            in Identifier prop_name, // name of property(s) to retrieve
            out NVList values // requested property(s)
        );
        void delete_values(
            in Identifier prop_name // name of property(s) to delete
        );
        void create_child(
```



```

        in Identifier   ctx_name,    // name of context object
        out Context    child_ctx    // newly created context object
    );
    void delete(
        in Flags        del_flags    // flags controlling deletion
    );
};

```

8.6.2.1 set_one_value

```

void set_one_value(
    in Identifier   prop_name,    // property name to set
    in string       value         // property value to set
);

```

This operation sets a single context object property. If **prop_name** is the empty string or contains the character ‘*’, the operation raises **BAD_PARAM** with minor code 35.

8.6.2.2 set_values

```

void set_values(
    in NVList      values         // property values to set
);

```

This operation sets one or more property values in its context object. If a property name appears more than once in the **NVList**, the value with higher index (later in the list) overwrites the value with lower index.

The **flags** field of each passed **NVList** element must be zero. A non-zero flag in any of the **NVList** elements raises **INV_FLAGS**.

The property name of each **NVList** element must be a non-empty string not containing the character ‘*’. Otherwise the operation raises **BAD_PARAM** with minor code 35.

The value of each property of the passed **NVList** must be a (possibly empty) unbounded string. Property values other than unbounded strings raise **BAD_TYPECODE** with minor code 3.

8.6.2.3 get_values

```

void get_values(
    in Identifier   start_scope,  // search scope
    in Flags        op_flags,     // operation flags
    in Identifier   prop_name,    // name of property(s) to retrieve
    out NVList      values        // requested property(s)
);

```

This operation returns an **NVList** with those properties that match the **prop_name** parameter. Legal values for **prop_name** are:

- A non-empty string that does not contain the character ‘*’.
In this case, the **values** parameter returns the property with the name specified by **prop_name**.

- A string beginning with one or more characters other than ‘*,’ followed by a single ‘*’ at the end, such as “XYZ*.”
In this case, the **values** parameter contains the properties that have names beginning with “XYZ” (such as “XYZABC” or “XYZ”).

If **prop_name** is the empty string, the string “*,” contains more than one ‘*’ character, or contains a ‘*’ anywhere but at the end of the string, the operation raises **BAD_PARAM** with minor code 36.

The **start_scope** parameter controls the **context** object level at which to initiate the search for the specified properties as follows:

- The **start_scope** parameter specifies the name of the **context** object in which the search for properties is to start.
- If the context object on which **get_values** is invoked has a name equal to **start_scope**, that context object becomes the starting **context** object for the search.
- If **start_scope** is “” the context object on which **get_values** is invoked becomes the starting **context** object for the search.
 - If the **context** object on which **get_values** is invoked does not have a name equal to **start_scope** (and **start_scope** is not “”), the parent context object is retrieved and its name compared to **start_scope**; this process repeats until either a starting **context** object whose name equals **start_scope** is found, or the search terminates because it runs out of parent objects.

The name of the root **context** object created by **get_default_context** is “RootContext.”

If no starting **context** object can be found, the operation raises **BAD_CONTEXT** with minor code 1.

- Once a starting **context** object is found, **get_values** searches for properties in the matching **context** object.
- If **op_flags** is **CORBA::CTX_RESTRICT_SCOPE**, **get_values** searches only the starting **context** object for properties that match **prop_name**. (The value of **CTX_RESTRICT_SCOPE** is 15.)
- If **op_flags** is zero, **get_values** searches the starting **context** and its parent **contexts** for properties that match **prop_name**. The property values that are returned are taken from the first **context** object in which they are found, so properties in child contexts override the values of properties in parent contexts.

In either case, if no property matches **prop_name**, the operation raises **BAD_CONTEXT** with minor code 2.

8.6.2.4 delete_values

```
void delete_values(
    in Identifier    prop_name    // name of property(s) to delete
);
```

This operation deletes the properties that match **prop_name**. **prop_name** may have a trailing ‘*’ character, in which case all properties whose name matches the specified prefix are deleted.

If **prop_name** is the empty string, the string “*”, contains more than one ‘*’ character, or contains a ‘*’ anywhere but at the end of the string, the operation raises **BAD_PARAM** with minor code 36. The operation only affects the context object on which it is invoked (that is, parent contexts are never affected by **delete_values**).

If no property name matches **prop_name**, the operation raises **BAD_CONTEXT** with minor code 2.

8.6.2.5 create_child

```
void create_child(  
    in Identifier    ctx_name,    // name of context object  
    out Context     child_ctx    // newly created context object  
);
```

This operation creates an empty child context object. The child context has the name **ctx_name**. **ctx_name** may not be the empty string or “RootContext;” otherwise, the operation raises **BAD_PARAM** with minor code 37. Calling **create_child** more than once with the same name on the same parent context is legal and results in the creation of a new, empty child context for each call.

8.6.2.6 delete

```
void delete(  
    in Flags        del_flags    // flags controlling deletion  
);
```

This operation deletes the context object on which it is invoked:

- If **del_flags** is zero, the context object is deleted only if it has no child contexts; otherwise, if **del_flags** is zero and the context object has child contexts, the operation raises **BAD_PARAM** with minor code 38.
- If **del_flags** is **CORBA::CTX_DELETE_DESCENDANTS**, the context object on which delete is invoked is destroyed, together with (recursively) its child contexts. The value of **CTX_DELETE_DESCENDANTS** is 1.

If **del_flags** has a value other than zero or **CTX_DELETE_DESCENDANTS**, the operation raises **INV_FLAGS**.

8.7 Current Object

ORB and CORBA services may wish to provide access to information (context) associated with the thread of execution in which they are running. This information is accessed in a structured manner using interfaces derived from the **Current** interface defined in the **CORBA** module.

Each ORB or CORBA service that needs its own context derives an interface from the **CORBA** module's **Current**. Users of the service can obtain an instance of the appropriate **Current** interface by invoking **ORB::resolve_initial_references**. For example the Security service obtains the **Current** relevant to it by invoking.

```
ORB::resolve_initial_references(“SecurityCurrent”)
```

A CORBA service does not have to use this method of keeping context but may choose to do so.

```
module CORBA {  
    // interface for the Current object  
    local interface Current {  
    };  
};
```

Operations on interfaces derived from **Current** access state associated with the thread in which they are invoked, not state associated with the thread from which the **Current** was obtained. This prevents one thread from manipulating another thread's state, and avoids the need to obtain and narrow a new **Current** in each method's thread context.

Current objects must not be exported to other processes, or externalized with **ORB::object_to_string**. If any attempt is made to do so, the offending operation will raise a **MARSHAL** system exception. **Currents** are per-process singleton objects, so no destroy operation is needed.

8.8 Policy Object

8.8.1 Definition of Policy Object

An ORB or CORBA service may choose to allow access to certain choices that affect its operation. This information is accessed in a structured manner using interfaces derived from the **Policy** interface defined in the **CORBA** module. A CORBA service does not have to use this method of accessing operating options, but may choose to do so. The *Security Service* in particular uses this technique for associating *Security Policy* with objects in the system.

```
module CORBA {
    typedef unsigned long PolicyType;

    // Basic IDL definition
    interface Policy {
        readonly attribute PolicyType policy_type;
        Policy copy();
        void destroy();
    };

    typedef sequence <Policy> PolicyList;
    typedef sequence <PolicyType> PolicyTypeSeq;
};
```

PolicyType defines the type of **Policy** object. In general the constant values that are allocated are defined in conjunction with the definition of the corresponding **Policy** object. The values of **PolicyTypes** for policies that are standardized by OMG are allocated by OMG. Additionally, vendors may reserve blocks of 4096 **PolicyType** values identified by a 20 bit *Vendor PolicyType Valueset ID (VPVID)* for their own use.

PolicyType which is an unsigned long consists of the 20-bit **VPVID** in the high order 20 bits, and the vendor assigned policy value in the low order 12 bits. The **VPVIDs** 0 through \backslashxf are reserved for OMG. All values for the standard **PolicyTypes** are allocated within this range by OMG. Additionally, the **VPVIDs** \backslashxffff is reserved for experimental use and **OMGVMCID** (8.12.3, 'Standard System Exception Definitions') is reserved for OMG use. These will not be allocated to anybody. Vendors can request allocation of **VPVID** by sending mail to tag-request@omg.org.

When a **VMCID** (Exceptions on page 145) is allocated to a vendor automatically the same value of **VPVID** is reserved for the vendor and vice versa. So once a vendor gets either a **VMCID** or a **VPVID** registered they can use that value for both their minor codes and their policy types.

8.8.1.1 Copy

```
Policy copy();
```

Return Value

This operation copies the policy object. The copy does not retain any relationships that the policy had with any domain, or object.

8.8.1.2 Destroy

```
void destroy();
```

This operation destroys the policy object. It is the responsibility of the policy object to determine whether it can be destroyed.

Exception(s)

- CORBA::NO_PERMISSION
Raised when the policy object determines that it cannot be destroyed.

8.8.1.3 Policy_type

```
readonly attribute policy_type
```

Return Value

This readonly attribute returns the constant value of type **PolicyType** that corresponds to the type of the **Policy** object.

8.8.2 Creation of Policy Objects

A generic ORB operation for creating new instances of Policy objects is provided as described in this sub clause.

```
module CORBA {  
  
    typedef short PolicyErrorCode;  
    const PolicyErrorCode BAD_POLICY = 0;  
    const PolicyErrorCode UNSUPPORTED_POLICY = 1;  
    const PolicyErrorCode BAD_POLICY_TYPE = 2;  
    const PolicyErrorCode BAD_POLICY_VALUE = 3;  
    const PolicyErrorCode UNSUPPORTED_POLICY_VALUE = 4;  
  
    exception PolicyError {PolicyErrorCode reason;};  
  
    interface ORB {  
  
        .....  
  
        Policy create_policy(  
            in PolicyType type,  
            in any val  
        ) raises(PolicyError);  
    };  
};
```

8.8.2.1 PolicyErrorCode

A request to create a **Policy** may be invalid for the following reasons:

- BAD_POLICY - the requested **Policy** is not understood by the ORB.

- **UNSUPPORTED_POLICY** - the requested **Policy** is understood to be valid by the ORB, but is not currently supported.
- **BAD_POLICY_TYPE** - The type of the value requested for the **Policy** is not valid for that **PolicyType**.
- **BAD_POLICY_VALUE** - The value requested for the **Policy** is of a valid type but is not within the valid range for that type.
- **UNSUPPORTED_POLICY_VALUE** - The value requested for the **Policy** is of a valid type and within the valid range for that type, but this valid value is not currently supported.

8.8.2.2 PolicyError

```
exception PolicyError {PolicyErrorCode reason;};
```

PolicyError exception is raised to indicate problems with parameter values passed to the **ORB::create_policy** operation. Possible reasons are described above.

8.8.2.3 Create_policy

The ORB operation **create_policy** can be invoked to create new instances of policy objects of a specific type with specified initial state. If **create_policy** fails to instantiate a new **Policy** object due to its inability to interpret the requested type and content of the policy, it raises the **PolicyError** exception with the appropriate reason as described in **PolicyErrorCode** on page 125.

```
Policy create_policy(  
    in PolicyType type,  
    in any val  
    ) raises(PolicyError);
```

Parameters

- **type**
The **PolicyType** of the policy object to be created.
- **val**
The value that will be used to set the initial state of the **Policy** object that is created.

Return Value

Reference to a newly created **Policy** object of type specified by the **type** parameter and initialized to a state specified by the **val** parameter.

Exception

- **PolicyError**
Raised when the requested policy is not supported or a requested initial state for the policy is not support.

When new policy types are added to CORBA or CORBA Services specification, it is expected that the IDL type and the valid values that can be passed to **create_policy** also be specified.

8.8.3 Usages of Policy Objects

Policy Objects are used in general to encapsulate information about a specific policy, with an interface derived from the policy interface. The type of the Policy object determines how the policy information contained within it is used. Usually a Policy object is associated with another object to associate the contained policy with that object.

Objects with which policy objects are typically associated are Domain Managers, POA, the execution environment, both the process/capsule/ORB instance and thread of execution (Current object) and object references. Only certain types of policy object can be meaningfully associated with each of these types of objects.

These relationships are documented in sub clauses that pertain to these individual objects and their usages in various core facilities and object services. The use of Policy Objects with the POA are discussed in the *Portable Object Adapter* clause. The use of Policy objects in the context of the Security services, involving their association with Domain Managers as well as with the Execution Environment are discussed in the *Security Service* specification.

In the following sub clause the association of Policy objects with the Execution Environment is discussed. In Management of Policies on page 129 the use of Policy objects in association with Domain Managers is discussed.

8.8.4 Policy Associated with the Execution Environment

Certain policies that pertain to services like security (e.g., QOP, Mechanism, invocation credentials, etc.) are associated by default with the process/capsule(RM-ODP)/ORB instance (hereinafter referred to as “capsule”) when the application is instantiated together with the capsule. By default these policies are applicable whenever an invocation of an operation is attempted by any code executing in the said capsule. The Security service provides operations for modulating these policies on a per-execution thread basis using operations in the **Current** interface. Certain of these policies (e.g., invocation credentials, qop, mechanism, etc.) which pertain to the invocation of an operation through a specific object reference can be further modulated at the client end, using the **set_policy_overrides** operation of the **Object** reference. For a description of this operation see Overriding Associated Policies on an Object Reference on page 109. It associates a specified set of policies with a newly created object reference that it returns.

The association of these overridden policies with the object reference is a purely local phenomenon. These associations are never passed on in any IOR or any other marshaled form of the object reference. the associations last until the object reference in the capsule is destroyed or the capsule in which it exists is destroyed.

The policies thus overridden in this new object reference and all subsequent duplicates of this new object reference apply to all invocations that are done through these object references. The overridden policies apply even when the default policy associated with **Current** is changed. It is always possible that the effective policy on an object reference at any given time will fail to be successfully applied, in which case the invocation attempt using that object reference will fail and return a **CORBA::NO_PERMISSION** exception. Only certain policies that pertain to the invocation of an operation at the client end can be overridden using this operation. These are listed in the Security specification. Attempts to override any other policy will result in the raising of the **CORBA::NO_PERMISSION** exception.

In general the policy of a specific type that will be used in an invocation through a specific object reference using a specific thread of execution is determined first by determining if that policy type has been overridden in that object reference. if so then the overridden policy is used. if not then if the policy has been set in the thread of execution then that policy is used. If not, then the policy associated with the capsule is used. For policies that matter, the ORB ensures that there is a default policy object of each type that matters associated with each capsule (ORB instance). Hence, in a correctly implemented ORB there is no case when a required type policy is not available to use with an operation invocation.

8.8.5 Specification of New Policy Objects

When new **PolicyTypes** are added to CORBA specifications, the following details must be defined. It must be clearly stated which particular uses of a new policy are legal and which are not:

- Specify the assigned **CORBA::PolicyType** and the policy’s interface definition.

- If the **Policy** can be created through **CORBA::ORB::create_policy**, specify the allowable values for the any argument ‘val’ and how they correspond to the initial state/behavior of that **Policy** (such as initial values of attributes). For example, if a **Policy** has multiple attributes and operations, it is most likely that **create_policy** will receive some complex data for the implementation to initialize the state of the specific policy:

```
//IDL
struct MyPolicyRange {
    long low;
    long high;
};

const CORBA::PolicyType MY_POLICY_TYPE = 666;
interface MyPolicy : Policy {
    readonly attribute long low;
    readonly attribute long high;
};
```

If this sample **MyPolicy** can be constructed via **create_policy**, the specification of **MyPolicy** will have a statement such as: “When instances of **MyPolicy** are created, a value of type **MyPolicyRange** is passed to **CORBA::ORB::create_policy** and the resulting **MyPolicy**’s attribute ‘low’ has the same value as the **MyPolicyRange** member ‘low’ and attribute ‘high’ has the same value as the **MyPolicyRange** member ‘high.’

- If the **Policy** can be passed as an argument to **POA::create_POA**, specify the effects of the new policy on that **POA**. Specifically define incompatibilities (or inter-dependencies) with other **POA** policies, effects on the behavior of invocations on objects activated with the **POA**, and whether or not presence of the **POA** policy implies some **IOR** profile/component contents for object references created with that **POA**. If the **POA** policy implies some addition/modification to the object reference, it is marked as “client-exposed” and the exact details are specified including which profiles are affected and how the effects are represented.
- If the component that is used to carry this information can be set within a client to tune the client’s behavior, specify the policy’s effects on the client specifically with respect to (a) establishment of connections and reconnections for an object reference; (b) effects on marshaling of requests; (c) effects on insertion of service contexts into requests; (d) effects upon receipt of service contexts in replies. In addition, incompatibilities (or inter-dependencies) with other client-side policies are stated. For policies that cause service contexts to be added to requests, the exact details of this addition are given.
- If the **Policy** can be used with **POA** creation to tune **IOR** contents and can also be specified (overridden) in the client, specify how to reconcile the policy’s presence from both the client and server. It is strongly recommended to avoid this case! As an exercise in completeness, most **POA** policies can probably be extended to have some meaning in the client and vice versa, but this does not help make usable systems, it just makes them more complicated without adding really useful features. There are very few cases where a policy is really appropriate to specify in both places, and for these policies the interaction between the two must be described.
- Pure client-side policies are assumed to be immutable. This allows efficient processing by the runtime that can avoid re-evaluating the policy upon every invocation and instead can perform updates only when new overrides are set (or policies change due to rebind). If the newly specified policy is mutable, it must be clearly stated what happens if non-readonly attributes are set or operations are invoked that have side-effects.
- For certain policy types, override operations may be disallowed. If this is the case, the policy specification must clearly state what happens if such overrides are attempted.

8.8.6 Standard Policies

NOTE: See Annex A for a list of the standard policy types that are defined by various parts of CORBA and CORBA services in this version of CORBA.

8.9 Management of Policies

8.9.1 Client Side Policy Management

Client-side Policy management is performed through operations accessible in the following contexts:

- ORB-level Policies - A locality-constrained **PolicyManager** is accessible through the ORB interface. This **PolicyManager** has operations through which a set of Policies can be applied and the current overriding Policy settings can be obtained. Policies applied at the ORB level override any system defaults. The ORB's **PolicyManager** is obtained through an invocation of `ORB::resolve_initial_references`, specifying an identifier of "ORBPolicyManager."
- Thread-level Policies - A standard **PolicyCurrent** is defined with operations for the querying and applying of quality of service values specific to a thread. Policies applied at the thread level override any system defaults or values set at the ORB level. The locality-constrained **PolicyCurrent** is obtained through an invocation of `ORB::resolve_initial_references`, specifying an identifier of "PolicyCurrent." When accessed from a newly spawned thread, the **PolicyCurrent** initially has no overridden policies. The **PolicyCurrent** also has no overridden values when a POA with **ThreadPolicy** of `ORB_CONTROL_MODEL` dispatches an invocation to a servant. Each time an invocation is dispatched through a `SINGLE_THREAD_MODEL` POA, the thread-level overrides are reset to have no overridden values.
- Object-level Policies - Operations are defined on the base Object interface through which a set of Policies can be applied. Policies applied at the Object level override any system defaults or values set at the ORB or Thread levels. In addition, accessors are defined for querying the current *overriding* Policies set at the Object level, and for obtaining the current *effective client-side* Policy of a given **PolicyType**. The *effective client-side* Policy is the value of a **PolicyType** that would be in effect if a request were made. This is determined by checking for overrides at the Object level, then at the Thread level, and finally at the ORB level. If no overriding policies are set at any level, the system-dependent default value is returned. Portable applications are expected to override the ORB-level policies since default values are not specified in most cases.

8.9.2 Server Side Policy Management

Server-side Policy management is handled by associating Policy objects with a POA. Since all policy objects are derived from interface **Policy**, those that are applicable to server-side behavior can be passed as arguments to `POA::create_POA`. Any such Policies that affect the behavior of requests (and therefore must be accessible to the ORB at the client side) are exported within the Object references that the POA creates. It is clearly noted in a POA Policy definition when that Policy is of interest to the Client. For those policies that can be exported within an Object reference, the absence of a value for that policy type implies that the target supports any legal value of that **PolicyType**.

Most Policies are appropriate only for management at either the Server or Client, but not both. For those Policies that can be established at the time of Object reference creation (through POA Policies) and overridden by the client (through overrides set at the ORB, thread, or Object reference scopes), reconciliation is done on a per-Policy basis. Such Policies are clearly noted in their definitions and describe the mechanism of reconciliation between the Policies that are set by the POA and overridden in the client. Furthermore, obtaining the effective **Policy** of some **PolicyTypes** requires evaluating the effective **Policy** of other types of Policies. Such hierarchical **Policy** definitions are also noted clearly when used.

At the Thread and ORB scopes, the common operations for querying the current set of policies and for overriding these settings are encapsulated in the `PolicyManager` interface.

8.9.3 Policy Management Interfaces

```
module CORBA {  
  
    local interface PolicyManager {  
  
        PolicyList get_policy_overrides(in PolicyTypeSeq ts);  
  
        void set_policy_overrides(  
            in PolicyList          policies,  
            in SetOverrideType     set_add  
        ) raises (InvalidPolicies);  
    };  
  
    local interface PolicyCurrent : PolicyManager, Current {  
    };  
};
```

8.9.3.1 interface PolicyManager

The `PolicyManager` operations are used for setting and accessing `Policy` overrides at a particular scope. For example, an instance of the `PolicyCurrent` is used for specifying `Policy` overrides that apply to invocations from that thread (unless they are overridden at the Object scope as described in Client Side Policy Management on page 129).

`get_policy_overrides`

```
PolicyList get_policy_overrides(in PolicyTypeSeq ts);
```

Parameter

ts

A sequence of overridden policy types identifying the policies that are to be retrieved.

Return Value

Reference to a newly created **Policy** object of type specified by the **type** parameter and initialized to a state specified by the **val** parameter.

- policy list
The list of overridden policies of the types specified by **ts**.

Exception

None

Returns a **PolicyList** containing the overridden Policies for the requested **PolicyTypes**. If the specified sequence is empty, all **Policy** overrides at this scope will be returned. If none of the requested **PolicyTypes** are overridden at the target **PolicyManager**, an empty sequence is returned. This accessor returns only those **Policy** overrides that have been set at the specific scope corresponding to the target **PolicyManager** (no evaluation is done with respect to overrides at other scopes).

8.9.3.2 set_policy_overrides

```
void set_policy_overrides(  
    in PolicyList      policies,  
    in SetOverrideType set_add  
) raises (InvalidPolicies);
```

Parameters

- **policies**
A sequence of **Policy** objects that are to be associated with the **PolicyManager** object. If the sequence contains two or more **Policy** objects with the same **PolicyType** value, the operation raises the standard system exception **BAD_PARAM** with standard minor code 30.
- **set_add**
Whether the association is in addition to (**ADD_OVERRIDE**) or as a replacement of (**SET_OVERRIDE**) any existing overrides already associated with the **PolicyManager** object. If the value of this parameter is **SET_OVERRIDE**, the supplied **policies** completely replace all existing overrides associated with the **PolicyManager** object. If the value of this parameter is **ADD_OVERRIDE**, the supplied **policies** are added to the existing overrides associated with the **PolicyManager** object, except that if a supplied **Policy** object has the same **PolicyType** value as an existing override, the supplied **Policy** object replaces the existing override.

Return Value

None

Exception

- **InvalidPolicies**
A list of indices identifying the position in the input policies list that are occupied by invalid policies.

Modifies the current set of overrides with the requested list of **Policy** overrides. The first parameter **policies** is a sequence of references to **Policy** objects. The second parameter **set_add** of type **SetOverrideType** indicates whether these policies should be added onto any other overrides that already exist (**ADD_OVERRIDE**) in the **PolicyManager**, or they should be added to a clean **PolicyManager** free of any other overrides (**SET_OVERRIDE**). Invoking **set_policy_overrides** with an empty sequence of policies and a mode of **SET_OVERRIDE** removes all overrides from a **PolicyManager**. Only certain policies that pertain to the invocation of an operation at the client end can be overridden using this operation. Attempts to override any other policy will result in the raising of the **CORBA::NO_PERMISSION** exception. If the request would put the set of overriding policies for the target **PolicyManager** in an inconsistent state, no policies are changed or added, and the exception.

8.9.3.3 interface PolicyCurrent

This specific **PolicyManager** provides access to policies overridden at the Thread scope. A reference to a thread's **PolicyCurrent** is obtained through an invocation of **CORBA::ORB::resolve_initial_references**.

8.10 Management of Policy Domains

8.10.1 Basic Concepts

This sub clause describes how policies, such as security policies, are associated with objects that are managed by an ORB. The interfaces and operations that facilitate this aspect of management is described in this sub clause together with the sub clause describing **Policy** objects.

8.10.1.1 Policy Domain

A policy domain is a set of objects to which the policies associated with that domain apply. These objects are the domain members. The policies represent the rules and criteria that constrain activities of the objects that belong to the domain. On object reference creation, the ORB implicitly associates the object reference with one or more policy domains. Policy domains provide leverage for dealing with the problem of scale in policy management by allowing application of policy at a domain granularity rather than at an individual object instance granularity.

8.10.1.2 Policy Domain Manager

A policy domain includes a unique object, one per policy domain, called the domain manager, which has associated with it the policy objects for that domain. The domain manager also records the membership of the domain and provides the means to add and remove members. The domain manager is itself a member of a domain, possibly the domain it manages.

8.10.1.3 Policy Objects

A policy object encapsulates a policy of a specific type. The policy encapsulated in a policy object is associated with the domain by associating the policy object with the domain manager of the policy domain.

There may be several policies associated with a domain, with a policy object for each. There is at most one policy of each type associated with a policy domain. The policy objects are thus shared between objects in the domain, rather than being associated with individual objects. Consequently, if an object needs to have an individual policy, then it must be a singleton member of a domain.

8.10.1.4 Object Membership of Policy Domains

Since the only way to access objects is through object references, associating object references with policy domains, implicitly associates the domain policies with the object associated with the object reference. Care should be taken by the application that is creating object references using **POA** operations to ensure that object references to the same object are not created by the server of that object with different domain associations. Henceforth whenever the concept of “object membership” is used, it actually means the membership of an object reference to the object in question.

An object can simultaneously be a member of more than one policy domain. In that case the object is governed by all policies of its enclosing domains. The reference model allows an object to be a member of multiple domains, which may overlap for the same type of policy (for example, be subject to overlapping access policies). This would require conflicts among policies defined by the multiple overlapping domains to be resolved. The specification does not include explicit support for such overlapping domains and, therefore, the use of policy composition rules required to resolve conflicts at policy enforcement time.

Policy domain managers and policy objects have two types of interfaces:

- The operational interfaces used when enforcing the policies. These are the interfaces used by the ORB during an object invocation. Some policy objects may also be used by applications, which enforce their own policies.

The caller asks for the policy of a particular type (e.g., the delegation policy), and then uses the policy object returned to enforce the policy. The caller finding a policy and then enforcing it does not see the domain manager objects and the domain structure.

- The administrative interfaces used to set policies (e.g., specifying which events to audit or who can access objects of a specified type in this domain). The administrator sees and navigates the domain structure, so he is aware of the scope of what he is administering.

NOTE: This specification does not include any explicit interfaces for managing the policy domains themselves: creating and deleting them; moving objects between them; changing the domain structure and adding, changing, and removing policies applied to the domains.

8.10.1.5 Domains Association at Object Reference Creation

When a new object reference is created, the ORB implicitly associates the object reference (and hence the object that it is associated with) with the following elements forming its environment:

- One or more *Policy Domains*, defining all the policies to which the object associated with the object reference is subject.
- The *Technology Domains*, characterizing the particular variants of mechanisms (including security) available in the ORB.

The ORB will establish these associations when one of the object reference creation operations of the POA is called. Some or all of these associations may subsequently be explicitly referenced and modified by administrative or application activity, which might be specifically security-related but could also occur as a side-effect of some other activity, such as moving an object to another host machine.

In some cases, when a new object reference is created, it needs to be associated with a new domain. Within a given domain a construction policy can be associated with a specific object type thus causing a new domain; that is, a domain manager object to be created whenever an object reference of that type is created and the newly created object reference associated with the new domain manager. This construction policy is enforced at the same time as the domain membership; that is, by the POA when it creates an object reference.

8.10.1.6 Implementor's View of Object Creation

For policy domains, the construction policy of the application or factory creating the object proceeds as follows. The application (which may be a generic factory) calls one of the object reference creation operations of the POA to create the new object reference. The ORB obtains the construction policy associated with the creating object, or the default domain absent a creating object.

By default, the new object reference that is created is made a member of the domain to which the parent belongs. Non-object applications on the client side are associated with a default, per-ORB instance policy domain by the ORB.

Each domain manager has a construction policy associated with it, which controls whether, in addition to creating the specified new object reference, a new domain manager is created with it. This object provides a single operation **make_domain_manager** which can be invoked with the **constr_policy** parameter set to **TRUE** to indicate to the ORB that new object references of the specified type are to be associated their own separate domains. Once such a construction policy is set, it can be reversed by invoking **make_domain_manager** again with the **constr_policy** parameter set to **FALSE**.

When creating an object reference of the type specified in the **make_domain_manager** call with **constr_policy** set to **TRUE**, the ORB must also create a new domain for the newly created object reference. If a new domain is needed, the ORB creates both the requested object reference and a domain manager object. A reference to this domain manager can be found by calling **get_domain_managers** on the newly created object reference.

While the management interface to the construction policy object is standardized, the interface from the ORB to the policy object is assumed to be a private one, which may be optimized for different implementations.

If a new domain is created, the policies initially applicable to it are the policies of the enclosing domain. The ORB will always arrange to provide a default enclosing domain with default ORB policies associated with it, in those cases where there would be no such domain as in the case of a non-object client invoking object creation operations.

The calling application, or an administrative application later, can change the domains to which this object belongs, using the domain management interfaces, which will be defined in the future.

Since the ORB has control only over domain associations with object references, it is the responsibility of the creator of new object to ensure that the object references that are created to the new object are associated meaningfully with domains.

8.10.2 Domain Management Operations

This sub clause defines the interfaces and operations needed to find domain managers and find the policies associated with these. However, it does not include operations to manage domain membership, structure of domains, or to manage which policies are associated with domains.

This sub clause also includes the interface to the construction policy object, as that is relevant to domains. The basic definitions of the interfaces and operations related to these are part of the **CORBA** module, since other definitions in the **CORBA** module depend on these.

```
module CORBA {
    interface DomainManager {
        Policy get_domain_policy (
            in PolicyType policy_type
        );
    };

    const PolicyType SecConstruction = 11;

    interface ConstructionPolicy: Policy{
        void make_domain_manager(
            in CORBA::InterfaceDef object_type,
            in boolean constr_policy
        );
    };

    typedef sequence <DomainManager> DomainManagersList;
};
```

8.10.2.1 Domain Manager

The domain manager provides mechanisms for:

- Establishing and navigating relationships to superior and subordinate domains.
- Creating and accessing policies.

There should be no unnecessary constraints on the ordering of these activities, for example, it must be possible to add new policies to a domain with a pre-existing membership. In this case, some means of determining the members that do not conform to a policy that may be imposed is required. It should be noted that interfaces for adding new policies to domains or for changing domain memberships have not currently been standardized.

All domain managers provide the **get_domain_policy** operation. By virtue of being an object, the Domain Managers also have the **get_policy** and **get_domain_managers** operations, which is available on all objects (see Getting Policy Associated with the Object on page 108 and Getting the Domain Managers Associated with the Object on page 110).

CORBA::DomainManager::get_domain_policy

This returns the policy of the specified type for objects in this domain.

```
Policy get_domain_policy (
    in PolicyType policy_type
);
```

Parameters

- **policy_type**
The type of policy for objects in the domain which the application wants to administer. For security, the possible policy types are described in the *Security Service* specification, Security Policies Introduction sub clause.

Return Value

A reference to the policy object for the specified type of policy in this domain.

Exception

- **CORBA::INV_POLICY**
Raised when the value of policy type is not valid either because the specified type is not supported by this ORB or because a policy object of that type is not associated with this Object.

8.10.2.2 Construction Policy

The construction policy object allows callers to specify that when instances of a particular object reference are created, they should be automatically assigned membership in a newly created domain at creation time.

CORBA::ConstructionPolicy::make_domain_manager

This operation enables the invoker to set the construction policy that is to be in effect in the domain with which this **ConstructionPolicy** object is associated. Construction Policy can either be set so that when an object reference of the type specified by the input parameter is created, a new domain manager will be created and the newly created object reference will respond to **get_domain_managers** by returning a reference to this domain manager. Alternatively the policy can be set to associate the newly created object reference with the domain associated with the creator. This policy is implemented by the ORB during execution of any one of the object reference creation operations of the POA, and results in the construction of the application-specified object reference and a Domain Manager object if so dictated by the policy in effect at the time of the creation of the object reference.

```
void make_domain_manager (
    in InterfaceDef object_type,
    in boolean constr_policy
);
```

Parameter(s)

- **object_type**
The type of the object references for which Domain Managers will be created. If this is nil, the policy applies to all object references in the domain.
- **constr_policy**
If **TRUE** the construction policy is set to create a new domain manager associated with the newly created object reference of this type in this domain. If **FALSE** construction policy is set to associate the newly created object references with the domain of the creator or a default domain as described above.

8.11 TypeCodes

TypeCodes are values that represent invocation argument types and attribute types. They can be obtained from the Interface Repository or from IDL compilers.

TypeCodes have a number of uses. They are used in the dynamic invocation interface to indicate the types of the actual arguments. They are used by an Interface Repository to represent the type specifications that are part of many IDL declarations. Finally, they are crucial to the semantics of the **any** type.

Abstractly, **TypeCodes** consist of a “kind” field, and a set of parameters appropriate for that kind. For example, the **TypeCode** describing IDL type **long** has kind **tk_long** and no parameters. The **TypeCode** describing IDL type **sequence<boolean,10>** has kind **tk_sequence** and two parameters: **10** and **boolean**.

8.11.1 The TypeCode Interface

The PIDL interface for **TypeCodes** is as follows:

```
module CORBA {
    enum TCKind {
        tk_null, tk_void,
        tk_short, tk_long, tk_ushort, tk_ulong,
        tk_float, tk_double, tk_boolean, tk_char,
        tk_octet, tk_any, tk_TypeCode, tk_Principal, tk_objref,
        tk_struct, tk_union, tk_enum, tk_string,
        tk_sequence, tk_array, tk_alias, tk_except,
        tk_longlong, tk_ulonglong, tk_longdouble,
        tk_wchar, tk_wstring, tk_fixed,
        tk_value, tk_value_box,
        tk_native,
        tk_abstract_interface,
        tk_local_interface
        tk_component, tk_home,
        tk_event
    };
};
```



```

typedef short ValueModifier;
    const ValueModifier VM_NONE = 0;
    const ValueModifier VM_CUSTOM = 1;
    const ValueModifier VM_ABSTRACT = 2;
    const ValueModifier VM_TRUNCATABLE = 3;

interface TypeCode {
    exception    Bounds {};
    exception    BadKind {};

    // for all TypeCode kinds
    boolean equal (in TypeCode tc);

    boolean equivalent(in TypeCode tc);
    TypeCode get_compact_typecode();

    TCKind kind ();

    // for tk_objref, tk_struct, tk_union, tk_enum, tk_alias,
    // tk_value, tk_value_box, tk_native, tk_abstract_interface
    // tk_local_interface, tk_except
    // tk_component, tk_home and tk_event
    RepositoryId id () raises (BadKind);

    // for tk_objref, tk_struct, tk_union, tk_enum, tk_alias,
    // tk_value, tk_value_box, tk_native, tk_abstract_interface
    // tk_local_interface, tk_except
    // tk_component, tk_home and tk_event
    Identifier name () raises (BadKind);

    // for tk_struct, tk_union, tk_enum, tk_value,
    // tk_except and tk_event
    unsigned long member_count () raises (BadKind);
    Identifier member_name (in unsigned long index)
        raises(BadKind, Bounds);

    // for tk_struct, tk_union, tk_value,
    // tk_except and tk_event
    TypeCode member_type (in unsigned long index)
        raises (BadKind, Bounds);

    // for tk_union
    any member_label (in unsigned long index)
        raises(BadKind, Bounds);
    TypeCode discriminator_type () raises (BadKind);
    long default_index () raises (BadKind);

    // for tk_string, tk_wstring, tk_sequence, and tk_array
    unsigned long length () raises (BadKind);

```

```

// for tk_sequence, tk_array, tk_value_box and tk_alias
TypeCode content_type () raises (BadKind);

// for tk_fixed
unsigned short fixed_digits() raises(BadKind);
short fixed_scale() raises(BadKind);

// for tk_value and tk_event
Visibility member_visibility(in unsigned long index)
    raises(BadKind, Bounds);
ValueModifier type_modifier() raises(BadKind);
TypeCode concrete_base_type() raises(BadKind);
};
};

```

With the above operations, any **TypeCode** can be decomposed into its constituent parts. The **BadKind** exception is raised if an operation is not appropriate for the **TypeCode** kind it invoked.

The **equal** operation can be invoked on any **TypeCode**. The **equal** operation returns **TRUE** if and only if for the target **TypeCode** and the **TypeCode** passed through the parameter **tc**, the set of legal operations is the same and invoking any operation from that set on the two **TypeCodes** return identical results.

The **equivalent** operation is used by the ORB when determining type equivalence for values stored in an IDL **any**. **TypeCodes** are considered equivalent based on the following semantics:

- If the result of the **kind** operation on either **TypeCode** is **tk_alias**, recursively replace the **TypeCode** with the result of calling **content_type**, until the kind is no longer **tk_alias**.
- If results of the **kind** operation on each typecode differ, **equivalent** returns false.
- If the **id** operation is valid for the **TypeCode kind**, **equivalent** returns **TRUE** if the results of **id** for both **TypeCodes** are non-empty strings and both strings are equal. If both ids are non-empty but are not equal, then **equivalent** returns **FALSE**. If either or both id is an empty string, or the **TypeCode kind** does not support the **id** operation, **equivalent** will perform a structural comparison of the **TypeCodes** by comparing the results of the other **TypeCode** operations in the following bullet items (ignoring aliases as described in the first bullet.). The structural comparison only calls operations that are valid for the given **TypeCode kind**. If any of these operations do not return equal results, then **equivalent** returns **FALSE**. If all comparisons are equal, **equivalent** returns true.
- The results of the **name** and **member_name** operations are ignored and not compared.
- The results of the **member_count**, **default_index**, **length**, **digits**, **scale**, and **type_modifier** operations are compared.
- The results of the **member_label** operation for each member index of a **union TypeCode** are compared for equality. Note that this means that **unions** whose members are not defined in the same order are not considered structurally equivalent.
- The results of the **discriminator_type**, **member_type**, and **concrete_base_type** operation and for each member index, and the result of the **content_type** operation are compared by recursively calling **equivalent**.
- The results of the **member_visibility** operation are compared for each member index.

Applications that need to distinguish between a type and different aliases of that type can supplement **equivalent** by directly invoking the **id** operation and comparing the results.

The **get_compact_typecode** operation strips out all optional **name** and **member name** fields, but it leaves all alias typecodes intact.

The **kind** operation can be invoked on any **TypeCode**. Its result determines what other operations can be invoked on the **TypeCode**.

The **id** operation can be invoked on object reference, valuetype, boxed valuetype, abstract interface, local interface, native, structure, union, enumeration, alias, exception, component, home, and event **TypeCodes**. It returns the **RepositoryId** globally identifying the type. Object reference, valuetype, boxed valuetype, native, exception, component, home, and event **TypeCodes** always have a **RepositoryId**. Structure, union, enumeration, and alias **TypeCodes** obtained from the Interface Repository or the **ORB::create_operation_list** operation also always have a **RepositoryId**. Otherwise, the **id** operation can return an empty string.

When the **id** operation is invoked on an object reference **TypeCode** that contains a base **Object**, the returned value is **IDL:omg.org/CORBA/Object:1.0**.

When it is invoked on a valuetype **TypeCode** that contains a **ValueBase**, the returned value is **IDL:omg.org/CORBA/ValueBase:1.0**.

When it is invoked on a component **TypeCode** that contains a **Components::CCMObject**, the returned value is **IDL:omg.org/Components/CCMObject:1.0**.

When it is invoked on a home **TypeCode** that contains a **Components::CCMHome**, the returned value is **IDL:omg.org/Components/CCMHome:1.0**.

When it is invoked on an eventtype **TypeCode** that contains a **Components::EventBase**, the returned value is **IDL:omg.org/Components/EventBase:1.0**.

The **name** operation can also be invoked on object reference, structure, union, enumeration, alias, abstract interface, local interface, value type, boxed valuetype, native, and exception **TypeCodes**. It returns the simple name identifying the type within its enclosing scope. Since names are local to a **Repository**, the name returned from a **TypeCode** may not match the name of the type in any particular **Repository**, and may even be an empty string.

The order in which members are presented in the interface repository is the same as the order in which they appeared in the IDL specification, and this ordering determines the index value for each member. The first member has index value 0. For example for a structure definition:

```
struct example {
    short member1;
    short member2;
    long member3;
};
```

In this example **member1** has **index** = 0, **member2** has **index** = 1, and **member3** has **index** = 2. The value of **member_count** in this case is 3.

The **member_count** and **member_name** operations can be invoked on structure, union, non-boxed valuetype, non-boxed eventtype, exception, and enumeration **TypeCodes**. **Member_count** returns the number of members constituting the type. **Member_name** returns the simple name of the member identified by **index**. Since names are local to a **Repository**, the name returned from a **TypeCode** may not match the name of the member in any particular **Repository**, and may even be an empty string.

The **member_type** operation can be invoked on structure, non-boxed valuetype, non-boxed eventtype, exception and union **TypeCodes**. It returns the **TypeCode** describing the type of the member identified by **index**.

The **member_label**, **discriminator_type**, and **default_index** operations can only be invoked on union **TypeCodes**. **Member_label** returns the label of the union member identified by **index**. For the default member, the label is the zero octet. The **discriminator_type** operation returns the type of all non-default member labels. The **default_index** operation returns the index of the default member, or -1 if there is no default member.

The **member_visibility** operation can only be invoked on non-boxed valuetype and non-boxed eventtype, **TypeCodes**. It returns the **Visibility** of the valuetype/eventtype member identified by index.

The **member_name**, **member_type**, **member_label** and **member_visibility** operations raise **Bounds** if the index parameter is greater than or equal to the number of members constituting the type.

The **content_type** operation can be invoked on sequence, array, boxed valuetype and alias **TypeCodes**. For sequences and arrays, it returns the element type. For aliases, it returns the original type. For boxed valuetype, it returns the boxed type.

An array **TypeCode** only describes a single dimension of an IDL array. Multi-dimensional arrays are represented by nesting **TypeCodes**, one per dimension. The outermost **tk_array Typecode** describes the leftmost array index of the array as defined in IDL. Its **content_type** describes the next index. The innermost nested **tk_array TypeCode** describes the rightmost index and the array element type.

The **type_modifier** and **concrete_base_type** operations can be invoked on non-boxed valuetype and non-boxed eventtype **TypeCodes**. The **type_modifier** operation returns the **ValueModifier** that applies to the valuetype/eventtype represented by the target **TypeCode**. If the valuetype/eventtype represented by the target **TypeCode** has a concrete base valuetype/eventtype, the **concrete_base_type** operation returns a **TypeCode** for the concrete base, otherwise it returns a nil **TypeCode** reference.

The **length** operation can be invoked on string, wide string, sequence, and array **TypeCodes**. For strings and sequences, it returns the bound, with zero indicating an unbounded string or sequence. For arrays, it returns the number of elements in the array. For wide strings, it returns the bound, or zero for unbounded wide strings.

8.11.2 TypeCode Constants

For IDL type declarations, the IDL compiler produces (if asked) a declaration of a **TypeCode** constant. See the language mapping rules for more information about the names of the generated **TypeCode** constants. **TypeCode** constants include **tk_alias** definitions wherever an IDL typedef is referenced. These constants can be used with the dynamic invocation interface and other routines that require **TypeCodes**.

The predefined **TypeCode** constants, named according to the C language mapping, are:

```
TC_null
TC_void
TC_short
TC_long
TC_longlong
TC_ushort
TC_ulong
TC_ulonglong
TC_float
TC_double
TC_longdouble
TC_boolean
TC_char
```

```

TC_wchar
TC_octet
TC_any
TC_TypeCode
TC_Object = tk_objref {Object}
TC_string= tk_string {0} // unbounded
TC_wstring = tk_wstring{0}/// unbounded
TC_ValueBase = tk_value {ValueBase}
TC_Component = tk_component {CCMObject}
TC_Home = tk_home {CCMHome}
TC_EventBase = tk_event {EventBase}

```

For the **TC_Object TypeCode** constant, calling **id** returns “IDL:omg.org/CORBA/Object:1.0” and calling **name** returns “Object.”

For the **TC_ValueBase TypeCode** constant, calling **id** returns “IDL:omg.org/CORBA/ValueBase:1.0,” calling **name** returns “ValueBase,” calling **member_count** returns **0**, calling **type_modifier** returns **CORBA::VM_NONE**, and calling **concrete_base_type** returns a **nil TypeCode**.

For the **TC_Component TypeCode** constant, calling **id** returns “IDL:omg.org/Components/CCMObject:1.0” and calling **name** returns “CCMObject.”

For the **TC_Home TypeCode** constant, calling **id** returns “IDL:omg.org/Components/CCMHome:1.0” and calling **name** returns “CCMHome.”

For the **TC_EventBase TypeCode** constant, calling **id** returns “IDL:omg.org/Components/EventBase:1.0,” calling **name** returns “EventBase,” calling **member_count** returns **0**, calling **type_modifier** returns **CORBA::VM_NONE**, and calling **concrete_base_type** returns a **nil TypeCode**.

8.11.3 Creating TypeCodes

When creating type definition objects in an Interface Repository, types are specified in terms of object references, and the **TypeCodes** describing them are generated automatically.

In some situations, such as bridges between ORBs, **TypeCodes** need to be constructed outside of any Interface Repository. This can be done using operations on the **ORB** pseudo-object.

```

module CORBA {
  interface ORB {
    // other operations ...

    TypeCode create_struct_tc (
      in RepositoryId      id;
      in Identifier        name,
      in StructMemberSeq  members
    );

    TypeCode create_union_tc (
      in RepositoryId      id,
      in Identifier        name,
      in TypeCode          discriminator_type,

```

```

    in UnionMemberSeq  members
);

TypeCode create_enum_tc (
    in RepositoryId    id,
    in Identifier      name,
    in EnumMemberSeq  members
);

TypeCode create_alias_tc (
    in RepositoryId    id,
    in Identifier      name,
    in TypeCode        original_type
);

TypeCode create_exception_tc (
    in RepositoryId    id,
    in Identifier      name,
    in StructMemberSeq members
);

TypeCode create_interface_tc (
    in RepositoryId    id,
    in Identifier      name
);

TypeCode create_string_tc (
    in unsigned long   bound
);

TypeCode create_wstring_tc (
    in unsigned long   bound
);

TypeCode create_fixed_tc (
    in unsigned short  digits,
    in unsigned short  scale
);

TypeCode create_sequence_tc (
    in unsigned long   bound,
    in TypeCode        element_type
);

TypeCode create_recursive_sequence_tc (// deprecated
    in unsigned long   bound,
    in unsigned long   offset
);

TypeCode create_array_tc (
    in unsigned long   length,

```

```

    in TypeCode          element_type
);

TypeCode create_value_tc (
    in RepositoryId     id,
    in Identifier       name,
    in ValueModifier   type_modifier,
    in TypeCode        concrete_base,
    in ValueMemberSeq  members
);

TypeCode create_value_box_tc (
    in RepositoryId     id,
    in Identifier       name,
    in TypeCode        boxed_type
);

TypeCode create_native_tc (
    in RepositoryId     id,
    in Identifier       name
);

TypeCode create_recursive_tc(
    in RepositoryId     id
);

TypeCode create_abstract_interface_tc(
    in RepositoryId     id,
    in Identifier       name
);

TypeCode create_local_interface_tc(
    in RepositoryId     id,
    in Identifier       name
);

TypeCode create_component_tc (
    in RepositoryId     id,
    in Identifier       name
);

TypeCode create_home_tc (
    in RepositoryId     id,
    in Identifier       name
);

TypeCode create_event_tc (
    in RepositoryId     id,
    in Identifier       name,
    in ValueModifier   type_modifier,
    in TypeCode        concrete_base,

```

```

        in ValueMemberSeq  members
    );
};
};

```

Most of these operations are similar to corresponding IR operations for creating type definitions. **TypeCodes** are used here instead of **IDLType** object references to refer to other types. In the **StructMember**, **UnionMember**, and **ValueMember** structures, only the **type** is used, and the **type_def** should be set to nil.

Typecode creation operations that take **name** as an argument shall check that the name is a valid IDL name or is an empty string. If not, they shall raise the **BAD_PARAM** exception with standard minor code 15. Operations that take a **RepositoryId** argument shall check that the argument passed in is a string of the form **<format>:<string>** and if not, then raise a **BAD_PARAM** exception with standard minor code 16. Operations that take **content** or **member** types as arguments shall check that they are legitimate (i.e., that they don't have kinds **tk_null**, **tk_void**, or **tk_exception**). If not, they shall raise the **BAD_TYPECODE** exception with standard minor code 2. Operations that take members shall check that the member names are valid IDL names and that they are unique within the member list, and if the name is found to be incorrect, they shall raise a **BAD_PARAM** with standard minor code 17.

The **create_union_tc** operation shall check that there are no duplicate label values. It shall also check that each label **TypeCode** compares equivalent to the discriminator **TypeCode**. If a duplicate label is found, raise **BAD_PARAM** with standard minor code 18. If the **TypeCode** of a label is not equivalent to the **TypeCode** of the discriminator (other than the **octet TypeCode** to indicate the default label), the operation shall raise **BAD_PARAM** with standard minor code 19. The **create_union_tc** operation shall also check that the supplied discriminator type is legitimate, and if the check fails, raise **BAD_PARAM** with standard minor code 20.

NOTE: The **create_recursive_sequence_tc** operation is deprecated. No new code should make use of this operation. Its functionality is subsumed by the new operation **create_recursive_tc**. The **create_recursive_sequence_tc** operation will be removed from a future revision of the standard.

The **create_recursive_sequence_tc** operation is used to create **TypeCodes** describing recursive sequences that are members of structs or unions. The result of this operation should be used as the typecode in the **StructMemberSeq** or **UnionMemberSeq** arguments of the **create_struct_tc** or **create_union_tc** operations. The **offset** parameter specifies which enclosing struct or union is the target of the recursion, with the value **1** indicating the most immediate enclosing struct or union, and larger values indicating successive enclosing struct or unions. For example, the offset would be **1** for the following IDL structure:

```

struct foo {
    long value;
    sequence <foo> chain;
};

```

Once the recursive sequence **TypeCode** has been properly embedded in its enclosing **TypeCodes**, it will function as a normal sequence **TypeCode**. Invoking operations on the recursive sequence **TypeCode** before it has been embedded in the required number of enclosing **TypeCodes** will result in undefined behavior. Attempt to marshal incomplete typecodes shall raise the **BAD_TYPECODE** exception with standard minor code 1. Attempt to use an incomplete **TypeCode** as a parameter of any operation when detected shall cause the **BAD_PARAM** exception to be raised with standard minor code 13.

For **create_value_tc** operation, the **concrete_base** parameter is a **TypeCode** for the immediate concrete valuetype base of the valuetype for which the **TypeCode** is being created. If the valuetype does not have a concrete base, the **concrete_base** parameter is a nil **TypeCode** reference.

The `create_recursive_tc` operation is used to create a recursive **TypeCode**, which serves as a place holder for a concrete **TypeCode** during the process of creating **TypeCodes** that contain recursion. The `id` parameter specifies the repository id of the type for which the recursive **TypeCode** is serving as a place holder. Once the recursive **TypeCode** has been properly embedded in the enclosing **TypeCode**, which corresponds to the specified repository id, it will function as a normal **TypeCode**. Invoking operations on the recursive **TypeCode** before it has been embedded in the enclosing **TypeCode** will result in undefined behavior. For example, the following IDL type declarations contain recursion:

```
struct foo {
    long value;
    sequence<foo> chain;
};

valuetype V {
    public V member;
};
```

To create a **TypeCode** for **valuetype V**, you would invoke the **TypeCode** creation operations as shown below:

```
// C++
TypeCode_var recursive_tc
    = orb->create_recursive_tc("IDL:V:1.0");

ValueMemberSeq v_seq;
v_seq.length(1);
v_seq[0].name = string_dup("member");
v_seq[0].type = recursive_tc;
v_seq[0].access = PUBLIC_MEMBER;
TypeCode_var v_val_tc
    = orb->create_value_tc("IDL:V:1.0",
                          "V",
                          VM_NONE,
                          TypeCode::_nil(),
                          v_seq);
```

For `create_event_tc` operation, the `concrete_base` parameter is a **TypeCode** for the immediate concrete base of the eventtype for which the **TypeCode** is being created. If the eventtype does not have a concrete base, the `concrete_base` parameter is a nil **TypeCode** reference.

8.12 Exceptions

The terms “system” and “user” exception are defined in this sub clause. Further the terms “standard system exception” and “standard user exception” are defined, and then a list of “standard system exceptions” is provided.

8.12.1 Definition of Terms

In general the following terms should be used consistently in all OMG standards documents to refer to exceptions:

Standard Exception: Any exception that is defined in an OMG Standard.

System Exception: Clients must be prepared to handle these exceptions even though they are not declared in a raises clause. These exceptions cannot appear in a raises clause. These have the structure defined in Annex A and they are of type **SYSTEM_EXCEPTION** (see PIDL below).

Standard System Exception: A System Exception that is part of the CORBA Standard (e.g., **BAD_PARAM**). See Annex A for more details.

Non-Standard System Exceptions: System exceptions that are proprietary to a particular vendor/implementation.

User Exception: Exceptions that can be raised only by those operations that explicitly declare them in the raises clause of their signature. These exceptions are of type **USER_EXCEPTION** (see IDL below).

Standard User Exception: Any User Exception that is defined in a published OMG standard (e.g., **WrongTransaction**). These are documented in the documentation of individual interfaces.

Non-standard User Exception: User exceptions that are not defined in any published OMG specification.

8.12.2 System Exceptions

In order to bound the complexity in handling the standard exceptions, the set of standard exceptions should be kept to a tractable size. This constraint forces the definition of equivalence classes of exceptions rather than enumerating many similar exceptions. For example, an operation invocation can fail at many different points due to the inability to allocate dynamic memory. Rather than enumerate several different exceptions corresponding to the different ways that memory allocation failure causes the exception (during marshaling, unmarshaling, in the client, in the object implementation, allocating network packets), a single exception corresponding to dynamic memory allocation failure is defined.

```
module CORBA {
    const unsigned long OMGVMCID = 0x4f4d0000;

#define ex_body {unsigned long minor; completion_status completed;}

    enum completion_status {
        COMPLETED_YES,
        COMPLETED_NO,
        COMPLETED_MAYBE
    };

    enum exception_type {
        NO_EXCEPTION,
        USER_EXCEPTION,

        SYSTEM_EXCEPTION
    };
};
```

Each system exception includes a minor code to designate the subcategory of the exception.

Minor exception codes are of type **unsigned long** and consist of a 20-bit “Vendor Minor Codeset ID”(VMCID), which occupies the high order 20 bits, and the minor code that occupies the low order 12 bits.

The standard minor codes for the standard system exceptions are prefaced by the **VMCID** assigned to OMG, defined as the unsigned long constant **CORBA::OMGVMCID**, which has the VMCID allocated to OMG occupying the high order 20 bits. The minor exception codes associated with the standard exceptions that are found in Annex A, “Exception Codes” are or-ed with **OMGVMCID** to get the minor code value that is returned in the **ex_body** structure (see Standard System Exception Definitions on page 147 and Standard Minor Exception Codes on page 153).

Within a vendor assigned space, the assignment of values to minor codes is left to the vendor. Vendors may request allocation of **VMCID**s by sending email to tag-request@omg.org.

The **VMCID 0** and **0xffff** are reserved for experimental use. The **VMCID OMGVMCID** (8.12.3, ‘Standard System Exception Definitions’) and **1 through 0xf** are reserved for OMG use.

Each standard system exception also includes a **completion_status** code that takes one of the values {COMPLETED_YES, COMPLETED_NO, COMPLETED_MAYBE}. These have the following meanings:

COMPLETED_YES	The object implementation has completed processing prior to the exception being raised.
COMPLETED_NO	The object implementation was never initiated prior to the exception being raised.
COMPLETED_MAYBE	The status of implementation completion is indeterminate.

Client applications must be prepared to handle system exceptions other than the standard system exception defined below in Standard System Exception Definitions on page 147, both because future versions of this specification may define additional standard system exceptions, and because ORB implementations may raise non-standard system exceptions.

Vendors may define non-standard system exceptions, but these exceptions are discouraged because they are non-portable. A non-standard system exception, when passed to an ORB that does not recognize it, shall be presented by that ORB as an UNKNOWN standard system exception. The completion status shall be preserved in the UNKNOWN exception, and the minor code shall be set to standard value 2 for system exception and standard value 1 for user exception.

Non-standard system exceptions shall have the same structure as of standard standard system exceptions as specified in Standard System Exception Definitions on page 147 (i.e., they have the same **ex_body**). They also shall follow the same language mappings as standard system exceptions. Although they are PIDL, vendors should ensure that their names do not clash with any other names following the normal naming and scoping rules as they apply to regular IDL exceptions.

8.12.3 Standard System Exception Definitions

The standard system exceptions are defined in this sub clause.

```

module CORBA {
    // PIDL

    exception UNKNOWN ex_body;
        // the unknown exception
    exception BAD_PARAM ex_body;
        // an invalid parameter was passed
    exception NO_MEMORY ex_body;
        // dynamic memory allocation failure
    exception IMP_LIMIT ex_body;
        // violated implementation limit

```

```

exception COMM_FAILURE ex_body;
    // communication failure
exception INV_OBJREF ex_body;
    // invalid object reference
exception NO_PERMISSION ex_body;
    // no permission for attempted op.
exception INTERNAL ex_body;
    // ORB internal error
exception MARSHAL ex_body;
    // error marshaling param/result
exception INITIALIZE ex_body;
    // ORB initialization failure
exception NO_IMPLEMENT ex_body;
    // operation implementation unavailable
exception BAD_TYPECODE ex_body;
    // bad typecode
exception BAD_OPERATION ex_body;
    // invalid operation
exception NO_RESOURCES ex_body;
    // insufficient resources for req.
exception NO_RESPONSE ex_body;
    // response to req. not yet available
exception PERSIST_STORE ex_body;
    // persistent storage failure
exception BAD_INV_ORDER ex_body;
    // routine invocations out of order
exception TRANSIENT ex_body;
    // transient failure - reissue request
exception FREE_MEM ex_body;
    // cannot free memory
exception INV_IDENT ex_body;
    // invalid identifier syntax
exception INV_FLAG ex_body;
    // invalid flag was specified
exception INTF_REPOS ex_body;
    // error accessing interface repository
exception BAD_CONTEXT ex_body;
    // error processing context object
exception OBJ_ADAPTER ex_body;
    // failure detected by object adapter
exception DATA_CONVERSION ex_body;
    // data conversion error
exception OBJECT_NOT_EXIST ex_body;
    // non-existent object, delete reference
exception TRANSACTION_REQUIRED ex_body;
    // transaction required
exception TRANSACTION_ROLLEDBACK x_body;
    // transaction rolled back
exception INVALID_TRANSACTION ex_body;
    // invalid transaction

```

```

exception INV_POLICY ex_body;
                                // invalid policy
exception CODESET_INCOMPATIBLE ex_body
                                // incompatible code set
exception REBIND ex_body;
                                // rebind needed
exception TIMEOUT ex_body;
                                // operation timed out
exception TRANSACTION_UNAVAILABLE ex_body;
                                // no transaction
exception TRANSACTION_MODE ex_body;
                                // invalid transaction mode
exception BAD_QOS ex_body;
                                // bad quality of service
exception INVALID_ACTIVITY ex_body;
                                // bad quality of service
exception ACTIVITY_COMPLETED ex_body;
                                // bad quality of service
exception ACTIVITY_REQUIRED ex_body;
                                // bad quality of service
};

```

8.12.3.1 UNKNOWN

This exception is raised if an operation implementation throws a non-CORBA exception (such as an exception specific to the implementation's programming language), or if an operation raises a user exception that does not appear in the operation's raises expression. UNKNOWN is also raised if the server returns a system exception that is unknown to the client. (This can happen if the server uses a later version of CORBA than the client and new system exceptions have been added to the later version.)

8.12.3.2 BAD_PARAM

A parameter passed to a call is out of range or otherwise considered illegal. An ORB may raise this exception if null values or null pointers are passed to an operation (for language mappings where the concept of a null pointers or null values applies). BAD_PARAM can also be raised as a result of client generating requests with incorrect parameters using the DII.

8.12.3.3 NO_MEMORY

The ORB run time has run out of memory.

8.12.3.4 IMP_LIMIT

This exception indicates that an implementation limit was exceeded in the ORB run time. For example, an ORB may reach the maximum number of references it can hold simultaneously in an address space, the size of a parameter may have exceeded the allowed maximum, or an ORB may impose a maximum on the number of clients or servers that can run simultaneously.

8.12.3.5 COMM_FAILURE

This exception is raised if communication is lost while an operation is in progress, after the request was sent by the client, but before the reply from the server has been returned to the client.

8.12.3.6 INV_OBJREF

This exception indicates that an object reference is internally malformed. For example, the repository ID may have incorrect syntax or the addressing information may be invalid.

An ORB may choose to detect calls via nil references (but is not obliged to detect them). `INV_OBJREF` is used to indicate this.

If the client invokes an operation that results in an attempt by the client ORB to marshal `wchar` or `wstring` data for an in parameter (or to unmarshal `wchar` or `wstring` data for an in/out parameter, out parameter or the return value), and the associated object reference does not contain a codeset component, the `INV_OBJREF` standard system exception is raised.

8.12.3.7 NO_PERMISSION

An invocation failed because the caller has insufficient privileges.

8.12.3.8 INTERNAL

This exception indicates an internal failure in an ORB, for example, if an ORB has detected corruption of its internal data structures.

8.12.3.9 MARSHAL

A request or reply from the network is structurally invalid. This error typically indicates a bug in either the client-side or server-side run time. For example, if a reply from the server indicates that the message contains 1000 bytes, but the actual message is shorter or longer than 1000 bytes, the ORB raises this exception. `MARSHAL` can also be caused by using the DII or DSI incorrectly, for example, if the type of the actual parameters sent does not agree with IDL signature of an operation.

8.12.3.10 INITIALIZE

An ORB has encountered a failure during its initialization, such as failure to acquire networking resources or detecting a configuration error.

8.12.3.11 NO_IMPLEMENT

This exception indicates that even though the operation that was invoked exists (it has an IDL definition), no implementation for that operation exists. `NO_IMPLEMENT` can, for example, be raised by an ORB if a client asks for an object's type definition from the interface repository, but no interface repository is provided by the ORB.

8.12.3.12 BAD_TYPECODE

The ORB has encountered a malformed type code (for example, a type code with an invalid `TCKind` value).

8.12.3.13 BAD_OPERATION

This indicates that an object reference denotes an existing object, but that the object does not support the operation that was invoked.

8.12.3.14 NO_RESOURCES

The ORB has encountered some general resource limitation. For example, the run time may have reached the maximum permissible number of open connections.

8.12.3.15 NO_RESPONSE

This exception is raised if a client attempts to retrieve the result of a deferred synchronous call, but the response for the request is not yet available.

8.12.3.16 PERSIST_STORE

This exception indicates a persistent storage failure, for example, failure to establish a database connection or corruption of a database.

8.12.3.17 BAD_INV_ORDER

This exception indicates that the caller has invoked operations in the wrong order. For example, it can be raised by an ORB if an application makes an ORB-related call without having correctly initialized the ORB first.

8.12.3.18 TRANSIENT

TRANSIENT indicates that the ORB attempted to reach an object and failed. It is not an indication that an object does not exist. Instead, it simply means that no further determination of an object's status was possible because it could not be reached. This exception is raised if an attempt to establish a connection fails, for example, because the server or the implementation repository is down.

8.12.3.19 FREE_MEM

The ORB failed in an attempt to free dynamic memory, for example because of heap corruption or memory segments being locked.

8.12.3.20 INV_IDENT

This exception indicates that an IDL identifier is syntactically invalid. It may be raised if, for example, an identifier passed to the interface repository does not conform to IDL identifier syntax, or if an illegal operation name is used with the DII.

8.12.3.21 INV_FLAG

An invalid flag was passed to an operation (for example, when creating a DII request).

8.12.3.22 INTF_REPOS

An ORB raises this exception if it cannot reach the interface repository, or some other failure relating to the interface repository is detected.

8.12.3.23 BAD_CONTEXT

An operation may raise this exception if a client invokes the operation but the passed context does not contain the context values required by the operation.

8.12.3.24 OBJ_ADAPTER

This exception typically indicates an administrative mismatch. For example, a server may have made an attempt to register itself with an implementation repository under a name that is already in use, or is unknown to the repository. OBJ_ADAPTER is also raised by the POA to indicate problems with application-supplied servant managers.

8.12.3.25 DATA_CONVERSION

This exception is raised if an ORB cannot convert the representation of data as marshaled into its native representation or vice-versa. For example, `DATA_CONVERSION` can be raised if wide character codeset conversion fails, or if an ORB cannot convert floating point values between different representations.

8.12.3.26 OBJECT_NOT_EXIST

The `OBJECT_NOT_EXIST` exception is raised whenever an invocation on a deleted object was performed. It is an authoritative “hard” fault report. Anyone receiving it is allowed (even expected) to delete all copies of this object reference and to perform other appropriate “final recovery” style procedures.

Bridges forward this exception to clients, also destroying any records they may hold (for example, proxy objects used in reference translation). The clients could in turn purge any of their own data structures.

8.12.3.27 TRANSACTION_REQUIRED

The `TRANSACTION_REQUIRED` exception indicates that the request carried a null transaction context, but an active transaction is required.

8.12.3.28 TRANSACTION_ROLLEDBACK

The `TRANSACTION_ROLLEDBACK` exception indicates that the transaction associated with the request has already been rolled back or marked to roll back. Thus, the requested operation either could not be performed or was not performed because further computation on behalf of the transaction would be fruitless.

8.12.3.29 INVALID_TRANSACTION

The `INVALID_TRANSACTION` indicates that the request carried an invalid transaction context. For example, this exception could be raised if an error occurred when trying to register a resource.

8.12.3.30 INV_POLICY

`INV_POLICY` is raised when an invocation cannot be made due to an incompatibility between Policy overrides that apply to the particular invocation.

8.12.3.31 CODESET_INCOMPATIBLE

This exception is raised whenever meaningful communication is not possible between client and server native code sets. See *CORBA, Part II - ORB Interoperability Architecture*.

8.12.3.32 REBIND

`REBIND` is raised when the current effective **RebindPolicy**, as described in interface `RebindPolicy` on page 418, has a value of `NO_REBIND` or `NO_RECONNECT` and an invocation on a bound object reference results in a `LocateReply` message with status `OBJECT_FORWARD` or a `Reply` message with status `LOCATION_FORWARD`. This exception is also raised if the current effective `RebindPolicy` has a value of `NO_RECONNECT` and a connection must be re-opened. The invocation can be retried once the effective **RebindPolicy** is changed to `TRANSPARENT` or binding is re-established through an invocation of `CORBA::Object::validate_connection`.

REBIND is raised when there is a problem in carrying out a requested or implied attempt to rebind an object reference (interface `RebindPolicy` on page 418).

8.12.3.33 TIMEOUT

TIMEOUT is raised when no delivery has been made and the specified time-to-live period has been exceeded. It is a standard system exception because time-to-live QoS can be applied to any invocation.

8.12.3.34 TRANSACTION_UNAVAILABLE

TRANSACTION_UNAVAILABLE exception is raised by the ORB when it cannot process a transaction service context because its connection to the Transaction Service has been abnormally terminated.

8.12.3.35 TRANSACTION_MODE

TRANSACTION_MODE exception is raised by the ORB when it detects a mismatch between the **TransactionPolicy** in the IOR and the current transaction mode.

8.12.3.36 BAD_QOS

The BAD_QOS exception is raised whenever an object cannot support the quality of service required by an invocation parameter that has a quality of service semantics associated with it.

8.12.3.37 INVALID_ACTIVITY

The INVALID_ACTIVITY system exception may be raised on the Activity or Transaction services' resume methods if a transaction or Activity is resumed in a context different to that from which it was suspended. It is also raised when an attempted invocation is made that is incompatible with the Activity's current state.

8.12.3.38 ACTIVITY_COMPLETED

The ACTIVITY_COMPLETED system exception may be raised on any method for which Activity context is accessed. It indicates that the Activity context in which the method call was made has been completed due to a timeout of either the Activity itself or a transaction that encompasses the Activity, or that the Activity completed in a manner other than that originally requested.

8.12.3.39 ACTIVITY_REQUIRED

The ACTIVITY_REQUIRED system exception may be raised on any method for which an Activity context is required. It indicates that an Activity context was necessary to perform the invoked operation, but one was not found associated with the calling thread.

8.12.4 Standard Minor Exception Codes

Please refer to Annex A for a table that specifies standard minor exception codes that have been assigned for the standard system exceptions.

9 Value Type Semantics

9.1 Overview

Objects, more specifically, interface types that objects support, are defined by an IDL interface, allowing arbitrary implementations. There is great value, which is described in great detail elsewhere, in having a distributed object system that places almost no constraints on implementations.

However there are many occasions in which it is desirable to be able to pass an object by value, rather than by reference. This may be particularly useful when an object's primary "purpose" is to encapsulate data, or an application explicitly wishes to make a "copy" of an object.

The semantics of passing an object by value are similar to that of standard programming languages. The receiving side of a parameter passed by value receives a description of the "state" of the object. It then instantiates a new instance with that state but having a separate identity from that of the sending side. Once the parameter passing operation is complete, no relationship is assumed to exist between the two instances.

Because it is necessary for the receiving side to instantiate an instance, it must necessarily know something about the object's state and implementation.

Value types provide semantics that bridge between CORBA structs and CORBA interfaces:

- They support description of complex state (i.e., arbitrary graphs, with recursion and cycles).
- Their instances are always local to the context in which they are used (because they are always copied when passed as a parameter to a remote call).
- They support both public and private (to the implementation) data members.
- They can be used to specify the state of an object implementation (i.e., they can support an interface).
- They support single inheritance (of **valuetype**) and can support an **interface**.
- They may be also be **abstract**.

9.2 Architecture

The basic notion is relatively simple. A **value type** is, in some sense, half way between a "regular" IDL interface type and a struct. The use of a value type is a signal from the designer that some additional properties (state) and implementation details be specified beyond that of an interface type. Specification of this information puts some additional constraints on the implementation choices beyond that of interface types. This is reflected in both the semantics specified herein, and in the language mappings.

An essential property of value types is that their implementations are always local. That is, the explicit use of value type in a concrete programming language is always guaranteed to use a local implementation, and will not require a remote call. They have no identity (their value is their identity) and they are not "registered" with the ORB.

There are two kinds of value types, concrete (or stateful) value types, and abstract (stateless) ones. As explained below the essential characteristics of both are the same. The differences between them result from the differences in the way they are mapped in the language mappings. In this specification the semantics of value types apply to both kinds, unless specifically stated otherwise.

Concrete (stateful) values add to the expressive power of (IDL) structs by supporting:

- Single derivation (from other value types).
- Supports a single non-abstract interface.
- Arbitrary recursive value type definitions, with sharing semantics providing the ability to define lists, trees, lattices, and more generally arbitrary graphs using value types.
- Null value semantics.

When an instance of such a type is passed as a parameter, the sending context marshals the state (data) and passes it to the receiving context. The receiving context instantiates a new instance using the information in the GIOP request and unmarshals the state. It is assumed that the receiving context has available to it an implementation that is consistent with the sender's (i.e., only needs the state information), or that it can somehow download a usable implementation. Provision is made in the on-the-wire format to support the carrying of an optional call back object (**CodeBase**) to the sending context, which enables such downloading when it is appropriate.

It should be noted that it is possible to define a concrete value type with an empty state as a degenerate case.

9.2.1 Abstract Values

Value types may also be abstract. They are called abstract because an abstract value type may not be instantiated. Only concrete types derived from them may be actually instantiated and implemented. Their implementation, of course, is still local. However, because no state information may be specified (only local operations are allowed), abstract value types are not subject to the single inheritance restrictions placed upon concrete value types. Essentially they are a bundle of operation signatures with a purely local implementation. This distinction is made clear in the language mappings for abstract values.

Note that a concrete value type with an empty state is not an abstract value type. They are considered to be stateful, may be instantiated, marshaled, and passed as actual parameters. Consider them to be a degenerate case of stateful values.

9.2.2 Operations

Operations defined on a value type specify signatures whose implementation can only be local. Because these operations are local, they must be directly implemented by a body of code in the language mapping (no proxy or indirection is involved).

The language mappings of such operations require that instances of value types passed into and returned by such local methods are passed by reference (programming language reference semantics, not CORBA object reference semantics) and that a copy is not made. Note, such a (local) invocation is not a CORBA invocation. Hence it is not mediated by the ORB, although the API to be used is specified in the language mapping.

The (copy) semantics for instances of value type are only guaranteed when instances of these value types are passed as a parameter to an operation defined on a CORBA interface, and hence mediated by the ORB. If an instance of a value type is passed as a parameter to a method of another value type in an invocation, then this call is a "normal" programming language call. In this case both of the instances are local programming language constructs. No CORBA style copy semantics are used and programming language reference semantics apply.

Operations on the value type are supported in order to guarantee the portability of the client code for these value types. They have no representation on the wire and hence no impact on interoperability.

9.2.3 Value Type vs. Interfaces

By default value types are not CORBA Objects. In particular, instances of value types do not inherit from `CORBA::Object` and do not support normal object reference semantics. However it is always possible to explicitly declare that a given value type supports an interface type. In this case instances of the type may support CORBA object reference semantics (if they are registered with the ORB using an object adapter).

9.2.4 Parameter Passing

This sub clause describes semantics when a value instance is passed as parameter in a CORBA invocation. It does not deal with the case of calling another non-CORBA (i.e., local) programming method, which happens to have a parameter of the same type.

9.2.4.1 Value vs. Reference Semantics

Determination of whether a parameter is to be passed by value or reference is made by examining the parameter's formal type (i.e., the signature of the operation it is being passed to). If it is a value type, then it is passed by value. If it is an ordinary interface, then it is passed by reference (the case today for all CORBA objects). This rule is simple and consistent with the handling of the same situation in recursive state definitions or in structs.

In the case of abstract interfaces, the determination is made at runtime. See Semantics of Abstract Interfaces on page 171 for a description of the rules.

9.2.4.2 Sharing Semantics

In order to be expressive enough to describe arbitrary graphs, lattice, trees, etc., value types support sharing and null semantics. Instances of a value type can be shared by others across or within other instances. They can also be null. This is unlike other IDL data types such as structs, unions, and sequences that can never be shared. The sharing of values within and between the parameters to an operation is preserved across an invocation; that is, the graph that is reconstructed in the receiving context is structurally isomorphic to the sending context's.

9.2.4.3 Identity Semantics

When an instance of the value type is passed as a parameter to an operation of a non-local interface, the effect in all cases shall be as if an independent copy of the instance is instantiated in the receiving context. While certain implementation optimizations are possible the net effect shall be as if the copy is a separate independent entity and there is no explicit or implicit sharing of state. This applies to all valuetypes involved in the invocation, including those embedded in other IDL datatypes or in an any. This notional copying occurs twice, once for in and inout parameters when the invocation is initiated, and once again for inout, out, and return parameters when the invocation completes. Optimization techniques such as copy on write, etc. must make sure that the semantics of copying as described above is preserved.

9.2.4.4 Any parameter type

When an instance of a value type is passed to an **any**, as with all cases of passing instances to an **any**, it is the responsibility of the implementor to insert and extract the value according to the language mapping specification.

9.2.5 Substitutability Issues

The substitutability requirements for CORBA require the definition of what happens when an instance of a derived value type is passed as a parameter that is declared to be a base value type or an instance of a value type that supports an interface is passed as a parameter that is declared as the interface type.

There are three cases to consider: the parameter type is a regular interface, the parameter type is an abstract interface, and the parameter type is a value type.

9.2.5.1 Value instance -> Interface type

A value type that supports a regular interface is not a subtype of that interface, and hence cannot be substituted for that interface in an invocation parameter. In this case an object reference corresponding to the value type instance that has been registered with the ORB must be obtained and this object reference must be used as the actual parameter. Different language mappings provide different facilities to aid in such parameter passing.

9.2.5.2 Value Instance -> Abstract interface type

A value type that supports an abstract interface is a subtype of that interface, and can be substituted for that interface in an invocation parameter.

9.2.5.3 Value instance -> Value type

In this case the receiving context is expecting to receive a value type. If the receiving context currently has the appropriate implementation class, then there is no problem.

If the receiving context does not currently hold an implementation with which to reconstruct the original type, then the following algorithm is used to find such an implementation:

1. **Load** - Attempt to load (locally in C/C++, possibly remotely in Java and other “portable” languages) the real type of the object (with its methods). If this succeeds, OK.
2. **Truncate** - Truncate the type of the object to the base type (if specified as **truncatable** in the IDL). Truncation can never lead to faulty programs because, from a structural point view base types structurally subsume a derived type and an object created in the receiving context bears no relationship with the original one. However, it might be semantically puzzling, as the derived type may completely re-interpret the meaning of the state of the base. For that reason a derived value needs to indicate if it is safe to truncate to its immediate non-abstract parent.
3. **Raise Exception** - If none of these work or are possible, then raise the `NO_IMPLEMENT` exception with standard minor code 1.

Truncatability is a transitive property.

Example

```
valuetype EmployeeRecord { // note this is not a CORBA::Object
    // state definition
    private string name;
    private string email;
    private string SSN;
    // initializer
    factory init(in string name, in string SSN);
};
```

```

valuetype ManagerRecord: truncatable EmployeeRecord {
    // state definition
    private sequence<EmployeeRecord> direct_reports;
};

```

9.2.6 Widening/Narrowing

As has been described above, value type instances may be widened/narrowed to other value types. Each language mapping is responsible for specifying how these operations are made available to the programmer.

Narrowing from an interface type instance to a value type instance is not allowed. If the interface designer wants to allow the receiving context to create a local implementation of the value type (i.e., a value representing the interface), an operation that returns the appropriate value type may be defined.

9.2.7 Value Base Type

All value types have a conventional base type called **ValueBase**. This is a type, which fulfills a role that is similar to that played by **Object**. Conceptually it supports the common operations available on all value types. See ValueBase Operations on page 112 for a description of those operations. In each language mapping **ValueBase** will be mapped to an appropriate base type that supports the marshaling/unmarshaling protocol as well as the model for custom marshaling.

The mapping for other operations, which all value types must support, such as getting meta information about the type, may be found in the specifics for each language mapping.

9.2.8 Life Cycle issues

Value type instances are always local to their creating context. For example, in a given language mapping an instance of a value type is always created as a local “language” object with no POA semantics attached to it initially.

When passed using a CORBA invocation, a copy of the value is made in the receiving context and that copy starts its life as a local programming language entity with no POA semantics attached to it.

If a value type supports an ordinary interface type, its instances may also be passed by reference when the formal parameter type is an interface type (see Parameter Passing on page 157). In this case they behave like ordinary object implementations and must be associated with a POA policy and also be registered with the ORB (e.g., **POA::activate_object()** before they can be passed by reference. Not registering the value as a CORBA object and/or not associating an appropriate policy with it results in an exception when trying to use it as a remote object, the “normal” behavior. The exception raised shall be **OBJECT_NOT_EXIST** with standard minor code 1.

9.2.8.1 Creation and Factories

When an instance of a value type is received by the ORB, it must be unmarshaled and an appropriate factory for its actual type found in order for the new instance to be created. The type is encoded by the RepositoryID, which is passed over the wire as part of an invocation. The mapping between the type (as specified by the RepositoryID) and the factory is language specific. In certain languages it may be possible to specify default policies that are used to find the factory, without requiring that specific routines be called. In others the runtime and/or generated code may have to explicitly specify the mapping on a per type basis. In others a combination may be used. In any event the ORB implementation is responsible for maintaining this mapping See Language Specific Value Factory Requirements on page 161 for more details on the requirements for each language mapping. Value box types do not need or use factories.

9.2.9 Security Considerations

The addition of value types has few impacts on the CORBA security model. In essence, the security implications in defining and using value types are similar to those involved with the use of IDL structs. Instances of value types are mapped to local, concrete programming language constructs. Except for providing the marshaling mechanisms, the ORB is not directly involved with accessing value type implementations. This specification is mostly about two things: how value types manifest themselves as concrete programming language constructs and how they are transmitted.

To see this consider how value types are actually used. The IDL definition of a value type in conjunction with a programming language mapping is used to generate the concrete programming language definitions for that type.

Let us consider its life cycle. In order to use it, the programmer uses the mechanisms in the programming language to instantiate an instance. This instance is a local programming language construct. It is not “registered” with the ORB, object adapter, etc. The programmer may manipulate this programming construct just like any other programming language construct. So far there are no security implications. As long as no ORB-mediated invocations are made, the programmer may manipulate the construct. Note, this includes making “local,” non ORB-mediated calls to any locally implemented operations. Any assignments to the construct are the responsibility of the programmer and have no special security implications.

Things get interesting when the program attempts to pass one of these constructs through an orb-mediated invocation (i.e., calls a stub that uses it as a parameter type, or uses the DII). There are two cases to consider: 1) Value as Value and 2) Value as Object Reference.

9.2.9.1 Value as Value

The formal type of the parameter is a value. This case is no different from using any other kind of a value (long, string, struct) in a CORBA invocation, with respect to security. The value (data) is marshaled and delivered to the receiving context. On the receiving context, the knowledge of the type is used (at least implicitly) to find the factory to create the correct local programming language construct. The data is then unmarshaled to fill in the newly created construct. This is similar to using other values (longs, strings, structs) except that the knowledge of the factory is not “built-in” to the ORB’s skeleton/DSI engine.

9.2.9.2 Value as Object Reference

The formal type of the parameter is an interface type that is supported by a value. The program must have “registered” the value with an object adapter and is really using the returned object reference (see for the specific rules.) Thus this case “reduces” to a regular CORBA invocation, using a regular object reference. An IOR is passed to the receiving context. All the “normal” security considerations apply. From the point of view of the receiving context, the IOR is a “normal” object reference. No “special” rules, with respect to security or otherwise, apply to it. The fact that it is ultimately a reference to an implementation that was created from instantiating and registering a value type implementation is not relevant.

In both of these cases, security considerations are involved with the decision to allow the ORB-mediated invocation to proceed. The fact that a value type is involved is not material.

9.3 Standard Value Box Definitions

For some CORBA-defined types for which preservation of sharing and transmission of nulls are likely to be important, the following value box type definitions are added to the CORBA module.


```

module CORBA {
    valuetype StringValue string;
    valuetype WStringValue wstring;
};

```

9.4 Language Mappings

9.4.1 General Requirements

A concrete value is mapped to a concrete usable “class” construct in each programming language, plus possibly some helper classes where appropriate. In Java, C++, and Smalltalk this is a real concrete class. In C it is a struct.

An abstract value is mapped to some sort of an abstract construct--an interface in Java, and an abstract class with pure virtual function members in C++.

Tools that implement the language mapping are free to “extend” the implementation classes with “extra” data members and methods. When an instance of such a class is used as a parameter, only the portions that correspond directly to the IDL declaration, are marshaled and delivered to the receiving context. This allows freedom of implementations while preserving the notion of contract and type safety in IDL.

9.4.2 Language Specific Marshaling

Each language mapping defines an appropriate marshaling/unmarshaling API and the entry point for custom marshaling/unmarshaling.

9.4.3 Language Specific Value Factory Requirements

Each language mapping specifies the algorithm and means by which RepositoryIDs are used to find the appropriate factory for an instance of a value type so that it may be created as it is unmarshaled “off the wire.”

It is desirable, where it makes sense, to specify a “default” policy for automatically using RepositoryIDs that are in common formats to find the appropriate factory. Such a policy can be thought of as an implicit registration.

Each language mapping specifies how and when the registration occurs, both explicit and implicit. The registration must occur before an attempt is made to unmarshal an instance of a value type. If the ORB is unable to locate and use the appropriate factory, then a `MARSHAL` exception with standard minor code 1 is raised.

Because the type of the factory is programming language specific and each programming language platform has different policies, the factory type is specified as **native**. It is the responsibility of each language mapping to specify the actual programming language type of the factory.

```

module CORBA {

    // IDL
    native ValueFactory;
};

```

9.4.4 Value Method Implementation

The mapped class must support method bodies (i.e., code) that implement the required IDL operations. The means by which this association is accomplished is a language mapping “detail” in much the same way that an IDL compiler is.

9.5 Custom Marshaling

Value types can override the default marshaling/unmarshaling model and provide their own way to encode/decode their state. Custom marshaling is intended to be used to facilitate integration of existing “class libraries” and other legacy systems. It is explicitly not intended to be a standard practice, nor used in other OMG specifications to avoid “standard ORB” marshaling.

The fact that a value type has some custom marshaling code is declared explicitly in the IDL. This explicit declaration has two goals:

- *Type safety* - stubs and skeleton can know statically that a given type is custom marshaled and can then do a sanity check on what is coming over the wire.
- *efficiency* - for value types that are not custom marshaled no run time test is necessary in the marshaling code.

If a custom marshaled value type has a state definition, the state definition is treated the same as that of a non custom value type for mapping purposes (i.e., the fields show up in the same fashion in the concrete programming language). It is provided to help with application portability.

A custom marshaled value type is always a stateful value type.

```
// Example IDL

custom valuetype T {
    // optional state definition
    ...
};
```

Custom value types can never be safely truncated to base (i.e., they always require an exact match for their RepositoryId in the receiving context).

Once a value type has been marked as custom, it needs to provide an implementation that marshals and unmarshals the valuetype. The marshaling code encapsulates the application code that can marshal and unmarshal instances of the value type over a stream using the CDR encoding. It is the responsibility of the implementation to marshal the state of all of its base types.

The following sub clauses define the operations and streams that are used for custom marshaling.

9.5.1 Implementation of Custom Marshaling

Once a value type has been marked as custom, an implementation of the custom marshaling code must be provided. This is specified by providing a concrete implementation of an abstract value type, **CustomMarshal**, as part of the implementation of the value type. **CustomMarshal** encapsulates the application code that can marshal and unmarshal instances of the value type over a stream using the CDR encoding.

The following IDL defines the interfaces that are used to support the definition and use of custom marshaling.

```

module CORBA {
    abstract valuetype CustomMarshal {
        void marshal (in DataOutputStream os);
        void unmarshal (in DataInputStream is);
    };
};

```

CustomMarshal is an abstract value type that is meant to be used by the ORB, not the user. Semantically it is treated as a custom valuetype's implicit base class, although the custom valuetype does not actually inherit it in IDL. The implementor of a custom value type provides an implementation of the **CustomMarshal** operations. The manner in which this is done is specified for each language mapping. Each custom marshaled value type has its own implementation. The interface is exposed in the CORBA module so that the implementor can use the skeletons generated by the IDL compiler as the basis for the implementation. Hence there is no need for the application to acquire a reference to a Stream.

Note that while nothing prevents a user from writing IDL that inherits from **CustomMarshal**, doing so will not make the type custom, nor will it cause the ORB to treat it as custom.

The implementation requirements of the streaming mechanism require that the implementations must be local since local memory addresses (i.e., the marshal buffers) have to be manipulated.

9.5.2 Marshaling Streams

The streams used for marshaling are defined below. They are responsible for marshaling and demarshaling the data that makes up a custom value in CDR format.

```

module CORBA {

    typedef sequence<any> AnySeq;
    typedef sequence<boolean> BooleanSeq;
    typedef sequence<char> CharSeq;
    typedef sequence<wchar> WCharSeq;
    typedef sequence<octet> OctetSeq;
    typedef sequence<short> ShortSeq;
    typedef sequence<unsigned short> UShortSeq;
    typedef sequence<long> LongSeq;
    typedef sequence<unsigned long> ULongSeq;
    typedef sequence<long long> LongLongSeq;
    typedef sequence<unsigned long long> ULongLongSeq;
    typedef sequence<float> FloatSeq;
    typedef sequence<double> DoubleSeq;
    typedef sequence<long double> LongDoubleSeq;
    typedef sequence<string> StringSeq;
    typedef sequence<wstring> WStringSeq;

    exception BadFixedValue {
        unsigned long offset;
    };

    abstract valuetype DataOutputStream {
        void write_any(in any value);
    };
};

```

```

void write_boolean(in boolean value);
void write_char(in char value);
void write_wchar(in wchar value);
void write_octet(in octet value);
void write_short(in short value);
void write_ushort(in unsigned short value);
void write_long(in long value);
void write_ulong(in unsigned long value);
void write_longlong(in long long value);
void write_ulonglong(in unsigned long long value);
void write_float(in float value);
void write_double(in double value);
void write_longdouble(in long double value);
void write_string(in string value);
void write_wstring(in wstring value);
void write_Object(in Object value);
void write_Abstract(in AbstractBase value);
void write_Value(in ValueBase value);
void write_TypeCode(in TypeCode value);

void write_any_array(
    in AnySeq seq,
    in unsigned long offset,
    in unsigned long length
);
void write_boolean_array(
    in BooleanSeq seq,
    in unsigned long offset,
    in unsigned long length
);
void write_char_array(
    in CharSeq seq,
    in unsigned long offset,
    in unsigned long length
);
void write_wchar_array(
    in WCharSeq seq,
    in unsigned long offset,
    in unsigned long length
);
void write_octet_array(
    in OctetSeq seq,
    in unsigned long offset,
    in unsigned long length
);
void write_short_array(
    in ShortSeq seq,
    in unsigned long offset,
    in unsigned long length
);
void write_ushort_array(

```

```

        in UShortSeq seq,
        in unsigned long offset,
        in unsigned long length
    );
void write_long_array(
    in LongSeq seq,
    in unsigned long offset,
    in unsigned long length
);
void write_ulong_array(
    in ULongSeq seq,
    in unsigned long offset,
    in unsigned long length
);
void write_ulonglong_array(
    in ULongLongSeq seq,
    in unsigned long offset,
    in unsigned long length
);
void write_longlong_array(
    in LongLongSeq seq,
    in unsigned long offset,
    in unsigned long length
);
void write_float_array(
    in FloatSeq seq,
    in unsigned long offset,
    in unsigned long length
);
void write_double_array(
    in DoubleSeq seq,
    in unsigned long offset,
    in unsigned long length
);

void write_long_double_array(
    in LongDoubleSeq seq,
    in unsigned long offset,
    in unsigned long length
);

void write_fixed(
    in any fixed_value
) raises (BadFixedValue);
void write_fixed_array(
    in AnySeq seq,
    in unsigned long offset,
    in unsigned long length
) raises (BadFixedValue);
};

```

```

abstract valuetype DataInputStream {
    any read_any();
    boolean read_boolean();
    char read_char();
    wchar read_wchar();
    octet read_octet();
    short read_short();
    unsigned short read_ushort();
    long read_long();
    unsigned long read_ulong();
    long long read_longlong();
    unsigned long long read_ulonglong();
    float read_float();
    double read_double();
    long double read_longdouble();
    string read_string();
    wstring read_wstring();
    Object read_Object();
    AbstractBase read_Abstract();
    ValueBase read_Value();
    TypeCode read_TypeCode();

    void read_any_array(
        inout AnySeq seq,
        in unsigned long offset,
        in unsigned long length
    );
    void read_boolean_array(
        inout BooleanSeq seq,
        in unsigned long offset,
        in unsigned long length
    );
    void read_char_array(
        inout CharSeq seq,
        in unsigned long offset,
        in unsigned long length
    );
    void read_wchar_array(
        inout WCharSeq seq,
        in unsigned long offset,
        in unsigned long length
    );
    void read_octet_array(
        inout OctetSeq seq,
        in unsigned long offset,
        in unsigned long length
    );
    void read_short_array(
        inout ShortSeq seq,
        in unsigned long offset,
        in unsigned long length
    );

```

```

);
void read_ushort_array(
    inout UShortSeq seq,
    in unsigned long offset,
    in unsigned long length
);
void read_long_array(
    inout LongSeq seq,
    in unsigned long offset,
    in unsigned long length
);
void read_ulong_array(
    inout ULongSeq seq,
    in unsigned long offset,
    in unsigned long length
);
void read_ulonglong_array(
    inout ULongLongSeq seq,
    in unsigned long offset,
    in unsigned long length
);
void read_longlong_array(
    inout LongLongSeq seq,
    in unsigned long offset,
    in unsigned long length
);
void read_float_array(
    inout FloatSeq seq,
    in unsigned long offset,
    in unsigned long length
);
void read_double_array(
    inout DoubleSeq seq,
    in unsigned long offset,
    in unsigned long length
);

void read_long_double_array(
    inout DoubleSeq seq,
    in unsigned long offset,
    in unsigned long length
);
any read_fixed(
    in unsigned short digits,
    in short scale
) raises (BadFixedValue);
void read_fixed_array(
    inout AnySeq seq,
    in unsigned long offset,
    in unsigned long length,
    in unsigned short digits,

```

```

        in short scale
    ) raises (BadFixedValue);
};
};

```

Note that the Data streams are abstract value types. This ensures that their implementation will be local, which is required in order for them to properly flatten and encode nested value types.

The **read_** operations that have an inout parameter named **seq** are expected to extend the sequence to fit the read value.

The ORB (i.e., the CDR encoding engine) is responsible for actually constructing the value's encoding. The application marshaling code merely calls the above operations. The details of writing the value tag, header information, end tag(s) are specifically not exposed to the application code. In particular the size of the custom data is not written by the application. This guarantees that the custom marshaling (and unmarshaling code) cannot corrupt the other parameters of the call.

If an inconsistency is detected, then the standard system exception **MARSHAL** is raised.

A possible implementation might have the engine determine that a custom marshal parameter is "next." It would then write the value tag and other header information and then return control back to the application defined marshaling policy, which would do the marshaling by calling the **DataOutputStream** operations to write the data as appropriate. (Note the stream takes care of breaking the data into chunks, if necessary.) When control was returned back to the engine, it performs any other cleanup activities to complete the value type, and then proceeds onto the next parameter. How this is actually accomplished is an implementation detail of the ORB.

The Data Streams shall test for possible shared or null values and place appropriate indirections or null encodings (even when used from the custom streaming policy).

There are no explicit operations for creating the streams. It is assumed that the ORB implicitly acts as a factory. In a sense they are always available.

For **write_fixed**, the **fixed_value** parameter must be an "any" containing a fixed value. If the "any" passed in does not contain a fixed value, then a **BadFixedValue** exception is raised with the offset field set to 0.

For **write_fixed_array**, the elements of the **seq** parameter that are specified by the offset and length parameters must be a sequence of "any"s each of which contains a fixed value. If any of these "any"s do not contain a fixed value, or if any of them contain a fixed value whose **digits** and **scale** (as specified by the **TypeCode** in the "any") differ from those of the first of these "any"s (as specified by its **TypeCode**), then a **BadFixedValue** exception is raised with the offset field set to a zero-origin ordinal number indicating the position of the first incorrect "any" within the subsequence of fixed values written to the stream.

For both **write_fixed** and **write_fixed_array**, the **TypeCode** within each "any" being written specifies the **digits** and **scale** to be used to write the fixed value contained in the "any." The **TypeCode** itself is not written to the **DataOutputStream**.

The **read_fixed** operation returns an "any" containing the fixed value that was read from the **DataInputStream**. The **digits** and **scale** in the **TypeCode** of the returned "any" are set to the **digits** and **scale** parameters passed to **read_fixed**. If the fixed value read from the **DataInputStream** is incompatible with the **digits** and **scale** parameters passed to **read_fixed**, then a **BadFixedValue** exception is raised with the offset field set to 0.

The **read_fixed_array** operation sets the elements of the **seq** parameter that are specified by the **offset** and **length** parameters. These elements are set to "any"s with **TypeCodes** specifying a fixed value whose **digits** and **scale** are the same as the **digits** and **scale** parameters, and fixed values that were read from the **DataInputStream**. The previous contents of these "any"s, including their **TypeCodes**, are destroyed by the

`read_fixed_array` operation. Other “any”s in the `seq` parameter (if any) are left unchanged. No `TypeCode` information is read from the `DataInputStream`. If any of the fixed values read from the `DataInputStream` are incompatible with the `digits` and `scale` parameters, then a `BadFixedValue` exception is raised with the `offset` field set to a zero-origin ordinal number indicating the position of the first incorrect “any” within the subsequence of fixed values read from the stream.

The stream representation of a fixed value is considered incompatible if its `digit` and `scale` values do not match the `digits` and `scale` values being used to read it from the stream.

9.6 Access to the Sending Context Run Time

There are two cases where a receiving context might want to access the run time environment of the sending context:

- To attempt the downloading of some missing implementation for the value.
- To access some meta information about the version of the value just received.

In order to provide that kind of service a call back object interface is defined. It may optionally be supported by the sending context (it can be seen as a service). If such a callback object is supported, its IOR may be added to an optional service context in the GIOP header passed from the sending context to the receiving context.

A service context tagged with the ServiceID `SendingContextRunTime` (see *Part 2 of this International Standard*) contains an encapsulation of the IOR for a `SendingContext::RunTime` object. Because ORBs are always free to skip a service context they don’t understand, this addition does not impact IIOP interoperability.

```
module SendingContext {
    interface RunTime {}; // so that we can provide more
                          // sending context run time
                          // services in the future

    interface CodeBase: RunTime {
        typedef string URL; // blank-separated list of one or more URLs
        typedef sequence<URL> URLSeq;
        typedef sequence
            <CORBA::ValueDef::FullValueDescription> ValueDescSeq;

        // Operation to obtain the IR from the sending context
        CORBA::Repository get_ir();

        // Operations to obtain a location of the implementation code
        URL implementation(in CORBA::RepositoryId x);
        URLSeq implementations(in CORBA::RepositoryIdSeq x);

        // Operations to obtain complete meta information about a Value
        // This is just a performance optimization the IR can provide
        // the same information
        CORBA::FullValueDescription meta(in CORBA::RepositoryId x);
        ValueDescSeq metas(in CORBA::RepositoryIdSeq x);

        // To obtain a type graph for a value type
        // same comment as before the IR can provide similar
    }
}
```

```

    // information
    CORBA::RepositoryIdSeq bases(in CORBA::RepositoryId x);
};
};

```

Supporting the **CodeBase** interface for a given ORB run time is an issue of quality of service. The point here is that if the sending context does not support a **CodeBase**, then the receiving context will simply raise an exception with which the sending context had to be prepared to deal. There will always be cases where a receiving context will get a value type and won't be able to interpret it because:

- It can't get a legal implementation for it (even if it knows where it is, possibly due to security and/or resource access issues).
- Its local version is so radically different that it cannot make sense out of the piece of state being provided.

These two failure modes will be represented by the CORBA system exception `NO_IMPLEMENT` with identified minor codes, for a missing local value implementation and for incompatible versions (see Standard Minor Exception Codes on page 153).

Under certain conditions it is possible that when several values of the same CORBA type (same repository id) are sent in either a request or reply, that the reality is that they have distinct implementations. In this case, in addition to the codebase URL(s) sent in the service context, each value that has a different codebase may have codebase URL(s) associated with it. This is encoded by using a different tag to encode the value on the wire.

The sending context does not need to resend the same value for this service context on subsequent requests over the same underlying connection. Resending a different value for this service context is only necessary if the callback object reference in use is changed by the sending context within the lifetime of the underlying connection.

10 Abstract Interface Semantics

10.1 Overview

In many cases it may be useful to defer the determination of whether an object is passed by reference or by value until runtime. An IDL abstract interface provides this capability. See Example on page 172 for an example of when this might be useful.

10.2 Semantics of Abstract Interfaces

Abstract interfaces differ from regular IDL interfaces in the following ways:

1. When used in an operation signature, they do not determine whether actual parameters are passed as an object reference or by value. Instead, the type of the actual parameter (regular interface or value) is used to make this determination using the following rules:
 - The actual parameter is passed as an object reference if it is a regular interface type (or a subtype of a regular interface type), and that regular interface type is a subtype of the signature abstract interface type, and the object is already registered with the ORB/OA.
 - The actual parameter is passed as a value if it cannot be passed as an object reference but can be passed as a value. Otherwise, a `BAD_PARAM` exception is raised.
2. Abstract interfaces do not implicitly inherit from `CORBA::Object`. This is because they can represent either value types or CORBA object references, and value types do not necessarily support the object reference operations (see Object Reference Operations on page 103). If an IDL abstract interface type can be successfully narrowed to an object reference type (a regular IDL interface), then the `CORBA::Object` operations can be invoked on the narrowed object reference.
3. Abstract interfaces implicitly inherit from `CORBA::AbstractBase`. This type is defined as native. It is the responsibility of each language mapping to specify the actual programming language type that is used for this type.

```
module CORBA {  
  // IDL  
  native AbstractBase;  
};
```

4. Abstract interfaces do not imply copy semantics for value types passed as arguments to their operations. This is because their operations may be either CORBA invocations (for abstract interfaces that represent CORBA object references) or local programming language calls (for abstract interfaces that represent CORBA value types). See Operations on page 156 and Parameter Passing on page 157 for details of these differences.
5. Special inheritance rules that apply to abstract interfaces are described in Value Declaration on page 27.
6. See the General Inter-orb Protocol clause in *Part 2 of this International Standard* - for special consideration when transmitting an abstract interface using GIOP.

In other respects, abstract interfaces are identical to regular IDL interfaces. For example, consider the following operation `m1()` in abstract interface `foo`.

```

abstract interface foo {
    void m1(in AnInterfaceType x, in AnAbstractInterfaceType y,
        in AValueType z);
};

```

x's are always passed by reference.

z's are passed as:

- copied values if **foo** refers to an ordinary interface.
- non-copied values if **foo** refers to a value type.

y's are passed as:

- reference if their concrete type is an ordinary interface subtype of **AnAbstractInterfaceType** (registered with the ORB), no matter what **foo**'s concrete type is.
- copied values if their concrete type is value and **foo**'s concrete type is ordinary interface.
- non-copied values if their concrete type is value and **foo**'s concrete type is value.

10.3 Usage Guidelines

Abstract interfaces are intended for situations where it cannot be known at compile time whether an object reference or a value will be passed. In other cases, a regular interface or value type should be used. Abstract interfaces are not intended to replace regular CORBA interfaces in situations where there is no clear need to provide runtime flexibility to pass either an object reference or a value. If reference semantics are intended, regular interfaces should be used.

10.4 Example

For example, in a business application it is extremely common to need to display a list of objects of a given type, with some identifying attribute like account number and a translated text description such as "Savings Account." A developer might define an interface such as **Describable** whose methods provide this information, and implement this interface on a wide range of types. This allows the method that displays items to take an argument of type **Describable** and query it for the necessary information. The **Describable** objects passed in to the **display** method may be either CORBA interface types (passed in as object references) or CORBA value types (passed in by value).

In this example, **Describable** is used as a polymorphic abstract type. No instances of type **Describable** exist, but many different instances have interfaces that support the **Describable** type abstraction. In C++, **Describable** would be an abstract base class; in Java, an interface. In statically typed languages, the compiler can check that the actual parameter type passed by callers of **display** is a valid subtype of **Describable** and therefore supports the methods defined by **Describable**. The **display** method can simply invoke the methods of **Describable** on the objects that it receives, without concern for any details of their implementation.

Describable could not be declared as a regular IDL interface. This is because arguments of declared interface type are always passed as object references (see Parameter Passing on page 157) and we also want the **display** method to be able to accept value type objects that can only be passed by value. Similarly we cannot define **Describable** as a value type because then the **display** method would not be able to accept actual parameter objects that only support passing as an object reference. Abstract interfaces are needed to cover such cases.

The **Describable** abstract interface could be defined and used by the following IDL:

```

abstract interface Describable {
    string get_description();
};

interface Example {
    void display (in Describable anObject);
};

interface Account : Describable { // passed by reference
    // add Account methods here
};

valuetype Currency supports Describable { // passed by value
    // add Currency methods here
};

```

If **Describable** was defined as a regular interface instead of an abstract interface, then it would not be possible to pass a **Currency** value to the display method, even though the **Currency** IDL type supports the **Describable** interface.

10.5 Security Considerations

Security considerations for abstract interfaces are similar to those for regular interfaces and values (see Security Considerations on page 160). This is because an abstract interface formal parameter type allows either a regular interface (IOR) or a value to be passed. Likewise, an operation defined in an abstract interface can be implemented by either a regular interface (with “normal” security considerations) or by a value type (in which case it is a local call, not mediated by the ORB). The security implication of making the choice between these alternatives a runtime determination is that the programmer must ensure that for both alternatives, no security violations can occur. For example, a technique similar to that described in “Passing Values to Trusted Domains” could be used to avoid inadvertently passing values outside a domain of trust.

10.5.1 Passing Values to Trusted Domains

When a server passes an object reference, it can be sure that access control policies will apply to any attempt to access anything through that object reference. When the underlying object is passed as a value, the granularity and level/ semantics of access control are different. In the “by value” case, all the data for the object is passed, and method invocations on the passed object are local calls that are not mediated by the ORB. Whether the server wants to use the (potentially more permissive) pass by value access control or not could depend on the security domain, which is receiving the said object or object reference.

Consider the case where the server S has an object O that it is willing to pass only in the form of an object reference Or' to a domain Du that it does not trust, but is willing to pass the object by value Ow to another domain Ot that it trusts.

This flexibility is not possible without abstract interfaces. Signatures would have to be written to either always pass references or always pass values, irrespective of the level of trust of the invocation target domain. However, abstract interfaces provide the necessary flexibility. The formal parameter type **MyType** can be declared as an abstract interface and the method invocation can be coded along the lines of

```
myExample->foo (security_check (myExample, mydata) );
```

where the **security_check** function determines the level of trust of **myExample**'s domain and returns a regular interface subtype of **MyType** for untrusted domains and a value subtype of **MyType** for trusted domains. The rules for abstract interfaces will then pass the correct thing in both these cases.

11 Dynamic Invocation Interface

11.1 Overview

The Dynamic Invocation Interface (DII) describes the client's side of the interface that allows dynamic creation and invocation of request to objects. All types defined in this clause are part of the CORBA module. DII allows dynamic creation and invocation of requests to objects. A client using this interface to send a request to an object obtains the same semantics as a client using the operation stub generated from the type specification.

A request consists of an object reference, an operation, and a list of parameters. The ORB applies the implementation-hiding (encapsulation) principle to requests.

In the Dynamic Invocation Interface, parameters in a request are supplied as elements of a list. Each element is an instance of a **NamedValue** (see Common Data Structures on page 175). Each parameter is passed in its native data form.

Parameters supplied to a request may be subject to run-time type checking upon request invocation. Parameters must be supplied in the same order as the parameters defined for the operation in the Interface Repository.

The standard user exception **WrongTransaction** is defined in the CORBA module, prior to the definitions of the ORB and Request interfaces, as follows:

```
exception WrongTransaction {};
```

This exception can be raised only if the request is implicitly associated with a transaction (the current transaction at the time that the request was issued).

11.1.1 Common Data Structures

The type **NamedValue** is a well known data type in IDL. It can be used either as a parameter type directly or as a mechanism for describing arguments to a request. The types are described in IDL as:

```
module CORBA {  
  
    typedef unsigned long Flags;  
    struct NamedValue { PIDL  
        Identifier    name;    // argument name  
        any          argument; // argument  
        long         len;     // length/count of argument value  
        Flags        arg_modes;// argument mode flags  
    };  
};
```

For out parameters, applications can set the **argument** member of the **NamedValue** structure to a value that includes either a NULL or a non-NULL storage pointer. If a non-null storage pointer is provided for an out parameter, the ORB will attempt to use the storage pointed to for holding the value of the out parameter. If the storage pointed to is not sufficient to hold the value of the out parameter, the behavior is undefined.

A named value includes an argument name, argument value (as an **any**), length of the argument, and a set of argument mode flags. When named value structures are used to describe arguments to a request, the names are the argument identifiers specified in the IDL definition for a specific operation.

As described in *CORBA* (Mapping: COM and CORBA) an **any** consists of a **TypeCode** and a pointer to the data value. The **TypeCode** is a well known opaque type that can encode a description of any type specifiable in IDL. See this sub clause for a full description of **TypeCodes**.

For most data types, **len** is the actual number of bytes that the value occupies. For object references, **len** is 1. Table 11.1 shows the length of data values for the C language binding. The behavior of a **NamedValue** is undefined if the **len** value is inconsistent with the TypeCode.

Table 11.1 - C Language Binding Data Values

Data type: X	Length (X)
short	sizeof (CORBA_short)
unsigned short	sizeof (CORBA_unsigned_short)
long	sizeof (CORBA_long)
unsigned long	sizeof (CORBA_unsigned_long)
long long	sizeof (CORBA_long_long)
unsigned long long	sizeof (CORBA_unsigned_long_long)
float	sizeof (CORBA_float)
double	sizeof (CORBA_double)
long double	sizeof (CORBA_long_double)
fixed<d,s>	sizeof (CORBA_fixed_d_s)
char	sizeof (CORBA_char)
wchar	sizeof (CORBA_wchar)
boolean	sizeof (char)
octet	sizeof (CORBA_octet)
string	strlen (string) /* does NOT include '\0' byte! */
wstring	number of wide characters in string, not including wide null terminator
enum E {};	sizeof (CORBA_enum)
union U {};	sizeof (U)
struct S {};	sizeof (S)
Object	1
array N of type T1	Length (T1) * N
sequence V of type T2	Length (T2) * V /* V is the actual, dynamic, number of elements */

The **arg_mode** field is of type **Flags** which is an **unsigned long**. This field is used as follows in this structure. It should be noted that **Flags** type is used as parameter type in many operations and the meaning of the constants passed in those cases are specific to those operations. Those values should not be confused with the specific use of this type in the context of the **NamedValue** structure. These values are reserved, as are the high order 16 bits of the **unsigned long**:

CORBA::ARG_IN	1	The associated value is an input only argument.
CORBA::ARG_OUT	2	The associated value is an output only argument.
CORBA::ARG_INOUT	3	The associated value is an in/out argument.

The specific usage of **Flags** in other contexts are described as part of the description of the operation that uses this type of parameters.

11.1.2 Memory Usage

The values for output argument data types that are unbounded strings or unbounded sequences are returned as pointers to dynamically allocated memory. In order to facilitate the freeing of all “out-arg memory,” the request routines provide a mechanism for grouping, or keeping track of, this memory. If so specified, out-arg memory is associated with the argument list passed to the create request routine. When the list is deleted, the associated out-arg memory will automatically be freed.

If the programmer chooses not to associate out-arg memory with an argument list, the programmer is responsible for freeing each out parameter using **CORBA_free()**, which is discussed in the *C Language Mapping* specification (*Mapping for Structure Types* sub clause).

11.1.3 Return Status and Exceptions

In the Dynamic Invocation interface, routines typically indicate errors or exceptional conditions either via programming language exception mechanisms, or via an Environment parameter for those languages that do not support exceptions. Thus, the return type of these routines is void.

11.2 Request Operations

The request operations (except **create_request**) are defined in terms of the **Request** pseudo-object. The **Request** routines use the **NVList** definition defined in the preceding sub clause.

```

module CORBA {

    native OpaqueValue;

    interface Request {                                     // PIDL

        void add_arg (
            in Identifier      name,      // argument name
            in TypeCode       arg_type,   // argument datatype
            in OpaqueValue    value,     // argument value to be added
            in long            len,      // length/count of argument value
        );
    };
}

```

```

        in Flags          arg_flags // argument flags
    );

    void invoke (
        in Flags          invoke_flags // invocation flags
    );

    void delete ();

    void send (
        in Flags          invoke_flags // invocation flags
    );

    void get_response () raises (WrongTransaction);

    boolean poll_response();

    Object sendp( );

    void prepare(in Object p);

    void sendc(in Object handler);
};
};

```

In IDL, The **native** type **OpaqueValue** is used to identify the type of the implementation language representation of the value that is to be passed as a parameter. For example in the C language this is the C language type (**void ***). Each language mapping specifies what **OpaqueValue** maps to in that specific language.

For each **Request** pseudo-object instance, only one call to either the **invoke** or the **send** operations is legal during the lifetime of the **Request** object. In addition, once a **Request** object was passed to one of the **send_multiple_requests_*** operations, neither **invoke** nor **send** can be called, nor can it be passed in another invocation of **send_multiple_request_*** operation. Violations raise **BAD_INV_ORDER** with standard minor code 5 or 10.

11.2.1 create_request

Because it creates a pseudo-object, this operation is defined in the **Object** interface (see Object Reference Operations on page 103 for the complete interface definition). The **create_request** operation is performed on the **Object** that is to be invoked.

```

module CORBA{

    interface Object{                                     // PIDL
        .....

        void create_request (
            in Context          ctx,          // context object for operation
            in Identifier       operation,    // intended operation on object
            in NVList          arg_list,     // args to operation
        );
    };
};

```

```

        inout NamedValue result,    // operation result
        out Request      request,   // newly created request
        in Flags         req_flags  // request flags
    );
};
};

```

This operation creates an ORB request. The actual invocation occurs by calling **invoke** or by using the **send / get_response** calls.

The operation name specified on **create_request** is the same operation identifier that is specified in the IDL definition for this operation. In the case of attributes, it is the name as constructed following the rules specified in the **ServerRequest** interface as described in the DSI in ServerRequestPseudo-Object on page 192.

The **arg_list**, if specified, contains a list of arguments (input, output, and/or input/output) that become associated with the request. If **arg_list** is omitted (specified as **NULL**), the arguments (if any) must be specified using the **add_arg** call below.

Arguments may be associated with a request by passing in an argument list or by using repetitive calls to **add_arg**. One mechanism or the other may be used for supplying arguments to a given request; a mixture of the two approaches is not supported.

If specified, the **arg_list** becomes associated with the request; until the **invoke** call has completed (or the request has been deleted), the ORB assumes that **arg_list** (and any values it points to) remains unchanged.

When specifying an argument list, the **value** and **len** for each argument must be specified. An argument's datatype, name, and usage flags (i.e., in, out, inout) may also be specified; if so indicated, arguments are validated for data type, order, name, and usage correctness against the set of arguments expected for the indicated operation.

An implementation of the request services may relax the order constraint (and allow arguments to be specified out of order) by doing ordering based upon argument name.

The context properties associated with the operation are passed to the object implementation. The object implementation may not modify the context information passed to it.

The operation result is placed in the **result** argument after the invocation completes.

The **req_flags** argument is defined as a bitmask (**long**) that may contain the following flag values:

CORBA::OUT_LIST_MEMORY indicates that any out-arg memory is associated with the argument list (**NVList**).

Setting the **OUT_LIST_MEMORY** flag controls the memory allocation mechanism for out-arg memory (output arguments, for which memory is dynamically allocated). If **OUT_LIST_MEMORY** is specified, an argument list must also have been specified on the **create_request** call. When output arguments of this type are allocated, they are associated with the list structure. When the list structure is freed (see below), any associated out-arg memory is also freed.

If **OUT_LIST_MEMORY** is *not* specified, then each piece of out-arg memory remains available until the programmer explicitly frees it with procedures provided by the language mappings (see the *C Language Mapping* specification, *Argument Passing Considerations* sub clause; *C++ Language Mapping* specification, *NVList* sub clause; and the *COBOL Language Mapping* specification, *Argument Passing Considerations* sub clause).

The implicit object reference operations **non_existent**, **is_a**, **repository_id** and **get_interface** may be invoked using DII. No other implicit object reference operations may be invoked via DII.

To create a request for any one of these allowed implicit object reference operations, **create_request** must be passed the name of the operation with a “_” prepended, in the parameter “operation.” For example to create a DII request for “**is_a**”, the name passed to **create_request** must be “**_is_a**.” If the name of an implicit operation that is not invocable through DII is passed to **create_request** with a “_” prepended, **create_request** shall raise a **BAD_PARAM** standard system exception with the standard minor code 32. For example, if “**_is_equivalent**” is passed to **create_request** as the “**operation**” parameter will cause **create_request** to raise the **BAD_PARAM** standard system exception with the standard minor code 32.

11.2.2 add_arg

```

void add_arg (                                     // PIDL
    in Identifier      name,      // argument name
    in TypeCode       arg_type,  // argument datatype
    in OpaqueValue    value,     // argument value to be added
    in long           len,       // length/count of argument value
    in Flags          arg_flags  // argument flags
);

```

add_arg incrementally adds arguments to the request.

For each argument, minimally its **value** and **len** must be specified. **len** is the length in octets, of the thing that the **value** parameter refers to. An argument’s data type, name, and usage flags (i.e., in, out, inout) may also be specified. If so indicated, arguments are validated for data type, order, name, and usage correctness against the set of arguments expected for the indicated operation.

An implementation of the request services may relax the order constraint (and allow arguments to be specified out of order) by doing ordering based upon argument name.

The arguments added to the request become associated with the request and are assumed to be unchanged until the invoke has completed (or the request has been deleted).

Arguments may be associated with a request by specifying them on the **Object::create_request** call or by adding them via calls to **add_arg**. Using both methods for specifying arguments for the same request is not supported.

In addition to the argument modes defined in Common Data Structures on page 175, **arg_flags** may also take the flag value **IN_COPY_VALUE**. The argument passing flags defined in “Common Data Structures” may be used here to indicate the intended parameter passing mode of an argument.

If the **IN_COPY_VALUE** flag is set, a copy of the argument value is made and used instead. This flag is ignored for inout and out arguments.

11.2.3 invoke

```

void invoke (                                     // PIDL
    in Flags          invoke_flags  // invocation flags
);

```

This operation calls the ORB, which performs method resolution and invokes an appropriate method. If the method returns successfully, its result is placed in the **result** argument specified on **create_request**. Calling **invoke** on a **Request** after **invoke**, **send**, or **ORB::send_multiple_requests** for that **Request** was called raises **BAD_INV_ORDER** with standard minor code 5 or 10.

11.2.4 delete

```
void delete ( ); // PIDL
```

This operation deletes the request. Any memory associated with the request (i.e., by using the **IN_COPY_VALUE** flag) is also freed.

11.2.5 send

```
void send ( // PIDL  
    in Flags    invoke_flags // invocation flags  
);
```

Send initiates an operation according to the information in the **Request**. Unlike **invoke**, **send** returns control to the caller without waiting for the operation to finish. To determine when the operation is done, the caller must use the **get_response** or **ORB::get_next_response** operations described below. The out parameters and return value must not be used until the operation is done.

Although it is possible for some standard system exceptions to be raised by the **send** operation, there is no guarantee that all possible errors will be detected. For example, if the object reference is not valid, **send** might detect it and raise an exception, or might return before the object reference is validated, in which case the exception will be raised when **get_response** is called.

If the operation is defined to be oneway or if **INV_NO_RESPONSE** is specified, and the effective **SyncScopePolicy** does not have a value of **WITH_SERVER** or **WITH_TARGET**, then **get_response** does not need to be called. In such cases, some errors might go unreported, since if they are not detected before **send** returns there is no way to inform the caller of the error.

The following invocation flags are currently defined for **send**:

CORBA::INV_NO_RESPONSE indicates that the invoker wishes the request to be subject to the effective **SyncScopePolicy**. If the **SyncScopePolicy** has a value of **NONE** or **WITH_TRANSPORT**, the invoker will not receive a response, nor does it expect any of the output arguments (in/out and out) to be updated. This option may be specified even if the operation has not been defined to be **oneway**.

11.2.6 poll_response

```
// PIDL  
boolean poll_response ();
```

poll_response determines whether the request has completed. A **TRUE** return indicates that it has; **FALSE** indicates it has not.

Return is immediate, whether the response has completed or not. Values in the request are not changed.

11.2.7 get_response

```
//PIDL  
void get_response () raises (WrongTransaction);
```

get_response returns the result of a request. If **get_response** is called before the request has completed, it blocks until the request has completed. Upon return, the out parameters and return values defined in the **Request** are set appropriately and they may be treated as if the **Request** invoke operation had been used to perform the request.

A request has an associated transaction context if the thread originating the request had a non-null transaction context and the target object is a transactional object. The **get_response** operation may raise the **WrongTransaction** exception if the request has an associated transaction context, and the thread invoking **get_response** either has a null transaction context or a non-null transaction context that differs from that of the request. If a **BAD_INV_ORDER** exception with standard minor code X3599 is received, it shall be trapped and a **WrongTransaction** shall be returned to the caller.

11.2.8 sendp

sendp initiates an operation according to the information in the **Request** and returns a reference to a **MessageRouting::PersistentRequest** as a **CORBA::Object**. As with **send**, the results of invocations made with **sendp** will be available once the caller uses **get_response** or **get_next_response**. The out parameters and return value must not be used before the operation is done. A new **CORBA::Request** may be constructed (in this same or a different process) and used to poll for the response to this request by calling **create_request**, properly associating the out arguments and return value with that request and then passing the **PersistentRequest** reference to the new **Request**'s **prepare** (described below). The caller can then invoke **get_response** or **get_next_response** to obtain the operation results.

As with **send**, **sendc** may raise a standard system exception if a failure is detected before control is returned to the client, but this is not guaranteed. All other exceptions will be raised when **get_response** is called.

11.2.9 prepare

prepare is called to associate an initialized **CORBA::Request** with a previous operation that was initiated via **sendp**. The **Request** must be created and associated with the operation's out arguments and return value prior to calling **prepare**. Once **prepare** has been called, it is as if that prepared **Request** was the one that actually had **sendp** used. Each **Request** is subject only to one of these operations, which puts it in a valid state for an invocation of **get_response: send, sendp, sendc, or prepare**. Invoking **prepare** on a **Request** that had previously been used for a **send** (or one of its variants) raises the standard system exception **BAD_INV_ORDER**. Invoking **prepare** with an object reference that was not previously returned from an invocation of **sendp** raises the standard system exception **BAD_PARAM**.

11.2.10 sendc

sendc initiates an operation according to the information in the **Request**. Unlike **send**, the results of invocations made with **sendc** will be available through the callback **Messaging::ReplyHandler** passed into **sendc** as a base **CORBA::Object**. For an invocation of operation "foo," the "foo" or "foo_except" methods of the **ReplyHandler** is invoked to receive the reply. See Type-Specific **ReplyHandler** Mapping on page 432 for details of how the names of the operations to be invoked to return the reply are constructed, as well as the form of the argument lists for the reply invocations. A truly dynamic client can implement this **ReplyHandler** using the DSI. Specifying a nil **ReplyHandler** is equivalent to invoking **send** with a flag of **CORBA::INV_NO_RESPONSE**.

As with **send**, **sendc** may raise a standard system exception if a failure is detected before control is returned to the client, but this is not guaranteed. All other exceptions will be passed to the **ReplyHandler**.

11.3 ORB Operations

11.3.1 send_multiple_requests

```
module CORBA {  
  
    interface Request;    // forward declaration  
    typedef sequence <Request> RequestSeq;  
  
    interface ORB {  
        .....  
  
        void send_multiple_requests_oneway(  
            in RequestSeq req  
        );  
  
        void send_multiple_requests_deferred(  
            in RequestSeq req  
        );  
    };  
};
```

send_multiple_requests initiates more than one request in parallel. Like **send**, **send_multiple_requests** returns to the caller without waiting for the operations to finish. To determine when each operation is done, the caller must use the **Request::get_response** or **get_next_response** operations.

Calling **send** on a request after **invoke**, **send**, or **send_multiple_requests** for that request was called raises **BAD_INV_ORDER** with standard minor code 10.

Calling **send_multiple_requests** for a request after **invoke**, **send**, or **send_multiple_requests** for that request was called raises **BAD_INV_ORDER** with standard minor code 10. If **send_multiple_requests** raises **BAD_INV_ORDER**, the actual number of requests that were sent is implementation dependent.

11.3.2 get_next_response and poll_next_response

```
module CORBA {  
  
    interface Request;    // forward declaration  
    typedef sequence <Request> RequestSeq;  
  
    interface ORB {  
        .....  
  
        boolean poll_next_response();  
  
        void get_next_response(  
            out Request req  
        ) raises (WrongTransaction);  
    };  
};
```

Poll_next_response determines whether any request has completed. A **TRUE** return indicates that at least one has; **FALSE** indicates that none have completed. Return is immediate, whether any response has completed or not.

Get_next_response returns the next request that completes. Despite the name, there is no guaranteed ordering among the completed requests, so the order in which they are returned from successive **get_next_response** calls is not necessarily related to the order in which they finish.

A request has an associated transaction context if the thread originating the request had a non-null transaction context and the target object is a transactional object. The **get_next_response** operation may raise the **WrongTransaction** exception if the request has an associated transaction context, and the thread invoking **get_next_response** has a non-null transaction context that differs from that of the request. If a **BAD_INV_ORDER** exception with standard minor code X3599 is received, it shall be trapped and a **WrongTransaction** shall be returned to the caller.

Calling **poll_response** before **send** or **send_multiple_requests** for that request raises **BAD_INV_ORDER** with standard minor code 11. Calling **poll_response** after calling **invoke** raises **BAD_INV_ORDER** with standard minor code 13. Calling **poll_response** after calling **get_response** raises **BAD_INV_ORDER** with standard minor code 12. Calling **poll_response** after that request was returned by **get_next_response** raises **BAD_INV_ORDER** with standard minor code 12.

Calling **get_next_response** or **poll_next_response** at a time when no requests are outstanding raises **BAD_INV_ORDER** with standard minor code 11. If concurrent calls to **get_next_response** or **poll_next_response** are in progress, the exact outcome is implementation dependent; however, **get_next_response** is guaranteed not to return the same completed request to more than one caller.

11.4 Polling

There are two types of Polling model invocations that allow a client to proceed before the request finishes: The DII's **send** (which supports deferred synchronous invocations) and the typed **sendp** variants of the interface stubs (which support both deferred synchronous and asynchronous invocations). This sub clause describes a single mechanism that allows a client to query or block on the completion of outstanding requests.

- For the typed polling model (**sendp**), a client invokes the request's type-specific **Poller** to receive the response. This poll can either block (wait for the completion) or return immediately if the request isn't finished yet, depending on the value of the first parameter. Alternately, a client can simply query whether the request has completed by using the generic non-blocking **CORBA::Pollable::is_ready()** operation defined on the base interface that is inherited by all type-specific pollers. For the sake of efficiency, it must be possible to query or block on multiple async pollers in a single operation. To do this, it is necessary to identify precisely, which such pollers are to be polled.
- A client might want to mix deferred typed and dynamic operations. Deferred DII (in some unholy combination of language mappings) has operations somewhat similar to those of the typed **Poller: ORB::poll_next_response** and **ORB::get_next_response**. It should be possible to mix the two kinds of polling: typed and dynamic.
- Other potential happenings might occur that are susceptible to polling in current or future CORBA. This mechanism is designed for extensibility so that other ORB services can perform a poll as a part of the single poll operation described here.

The mechanism for generalized polling on multiple types of occurrences uses the **CORBA::PollableSet** interface.


```

module CORBA {

    local interface PollableSet;

    abstract valuetype Pollable {
        boolean is_ready(
            in unsigned long timeout
        );

        PollableSet create_pollable_set( );
    };

    abstract valuetype DIIPollable : Pollable { };

    local interface PollableSet {

        exception NoPossiblePollable { };
        exception UnknownPollable { };

        DIIPollable create_dii_pollable();

        void add_pollable(
            in Pollable potential
        );

        Pollable get_ready_pollable(
            in unsigned long timeout
        ) raises( NoPossiblePollable );

        void remove(
            in Pollable potential
        ) raises( UnknownPollable );

        unsigned short number_left( );
    };
};

```

11.4.1 Abstract Valuetype Pollable

A **Pollable** supports queries to see if it is ready to be used, and can be registered with a pollable set to allow a single client thread to block on multiple potential happenings at the same time.

11.4.1.1 is_ready

```

boolean is_ready(
    in unsigned long timeout
);

```

Returns the value **TRUE** if and only if the specific happening represented by the pollable is ready to be consumed. Returns the value **FALSE** if the pollable is not yet ready to be consumed. If the **timeout** argument is the maximum value for **unsigned long**, the operation will block until it can return the value **TRUE** indicating that its happening is ready to be consumed. If the **timeout** argument is the value 0, the operation returns immediately.

11.4.1.2 create_pollable_set

```
PollableSet create_pollable_set( );
```

Once there is a **Pollable**, it is possible to create a set of such pollables, which can be queried or upon which a client can block. The **create_pollable_set** operation creates a **PollableSet** object reference for an object with an empty set of pollable entities.

11.4.2 Abstract Valuetype DIIPollable

The specific **Pollable** that indicates interest in DII requests. A **DIIPollable** can be used in conjunction with a pollable set to allow a client to block or poll for the completion of DII requests, similar to the use of **CORBA::ORB::get_next_response**. When the **DIIPollable** is returned from **PollableSet::poll**, the reply to some DII request must be ready for processing.

11.4.3 interface PollableSet

The pollable set contains potential happenings for which a poll can be performed. The client adds potential happenings to the set and later queries the set to see if any have occurred. **PollableSet** is a locality constrained object.

NOTE: There is a factory for **PollableSet** on the generic **Pollable** interface. Some implementation of this interface, such as a type-specific poller value, must first be accessible before a client can create a **PollableSet**.

11.4.3.1 create_dii_pollable

```
DIIPollable create_dii_pollable();
```

Returns an instance of **DIIPollable** that can subsequently be registered to indicate interest in replies to DII requests.

11.4.3.2 add_pollable

```
void add_pollable(  
    in Pollable potential  
);
```

The **add_pollable** operation adds a potential happening to the **PollableSet**. The supplied **Pollable** parameter is some implementation that can be polled for readiness. To register interest in DII requests, an instance of **DIIPollable** is added to the pollable set.

If the supplied **Pollable** has already been added to another **PollableSet**, this operation raises the standard **BAD_PARAM** system exception with minor code 43.

11.4.3.3 get_ready_pollable

```
Pollable get_ready_pollable(  
    in unsigned long timeout
```

) raises(NoPossiblePollable);

The **get_ready_pollable** operation asks the **PollableSet** if any of its potential happenings have occurred. The **timeout** parameter indicates how many milliseconds this call should wait until the response becomes available. If this timeout expires before a reply is available, the operation raises the standard system exception **TIMEOUT**. Any delegated invocations used by the implementation of this polling operation are subject to the single **timeout** parameter, which supersedes any ORB or thread-level timeout quality of service. Two specific values are of interest:

- 0 - the call is a non-blocking query that raises the standard system exception **NO_RESPONSE** if the reply is not immediately available.
- $2^{32}-1$ - the maximum value for **unsigned long** indicates no timeout should be used. The query will not return until the reply is available.

If the **PollableSet** contains no potential happenings, the **NoPossiblePollable** exception is raised. If an actual happening is returned, the **PollableSet** removes that happening from the set. For the typed **Poller**, removing the happening is necessary since its usefulness ends once the **Poller** completes. In the case of a **DII** happening, there may still be deferred requests outstanding; if this is the case, the client application must add the **DIIPollable** again to the **PollableSet**.

When the **get_ready_pollable** operation blocks, the ORB has control of the thread and can process any work it has (such as receiving and dispatching requests through its Object Adapter). The **get_ready_pollable** operation can be used in an “event-style main loop” using **ORB::work_pending** and **ORB::perform_work**.

If the ORB supports multiple threads, one thread may be blocking on a **PollableSet** while another is adding and removing potential happenings from the set. It is valid for the **PollableSet** to change dynamically while a **poll** is in progress. If another thread’s **PollableSet::remove** operation leaves the **PollableSet** empty, any blocked threads raise the **NoPossiblePollable** exception.

11.4.3.4 remove

```
void remove(  
    in Pollable potential  
) raises( UnknownPollable );
```

The **remove** operation deletes the potential happening identified by the **potential** parameter from the **PollableSet**. If it was not a member of the set, the **UnknownPollable** exception is raised.

11.4.3.5 number_left

```
unsigned short number_left( );
```

The **number_left** operation returns the number of potential happenings in the pollable set. A returned value of zero means that there are no potential happenings in the set, in which case a query on the set would raise the **NoPossibleHappening** exception. A return value of 65535 indicates that there are at least 65535 remaining number of potential happenings.

11.5 List Operations

NVList is a pseudo-interface that facilitates manipulation of list of name value pairs. The operations that create **NVList** objects are defined in the **ORB** interface Clause, but are described in this sub clause. The **NVList** pseudo-interface is shown below.

```

interface NVList {                                     // PIDL
    void add_item (
        in Identifier      item_name,    // name of item
        in TypeCode       item_type,    // item datatype
        in OpaqueValue    value,        // item value
        in long            value_len,    // length of item value
        in Flags          item_flags    // item flags
    );
    void free ( );
    void free_memory ( );
    void get_count (
        out long          count          // number of entries in the list
    );
};

```

Interface **NVList** is defined in the CORBA module.

11.5.1 create_list

This operation, which creates a pseudo-object, is defined in the ORB interface and excerpted below.

```

void create_list (                                     //PIDL
    in long      count,    // number of items to allocate for list
    out NVList  new_list  // newly created list
);

```

This operation allocates a list and clears it for initial use. The specified count is a “hint” to help with the storage allocation. List items may be added to the list using the **add_item** routine. Items are added starting with the “**slot()**,” in the next available slot.

An **NVList** is a partially opaque structure. It may only be allocated via a call to **create_list**.

11.5.2 add_item

```

void add_item (                                     // PIDL
    in Identifier      item_name,    // name of item
    in TypeCode       item_type,    // item datatype
    in OpaqueValue    value,        // item value
    in long            value_len,    // length of item value
    in Flags          item_flags    // item flags
);

```

This operation adds a new item to the indicated list. The item is added after the previously added item.

In addition to the argument modes defined in Common Data Structures on page 175, **item_flags** may also take the following flag values: **IN_COPY_VALUE**, **DEPENDENT_LIST**. The argument passing flags defined in Common Data Structures on page 175 may be used here to indicate the intended parameter passing mode of an argument.

If the **IN_COPY_VALUE** flag is set, a copy of the argument value is made and used instead.

If a list structure is added as an item (e.g., a “sublist”), the **DEPENDENT_LIST** flag may be specified to indicate that the sublist should be freed when the parent list is freed.

11.5.3 free

```
void free ( ); // PIDL
```

This operation frees the list structure and any associated memory (an implicit call to the list **free_memory** operation is done).

11.5.4 free_memory

```
void free_memory ( ); // PIDL
```

This operation frees any dynamically allocated out-arg memory associated with the list. The list structure itself is not freed.

11.5.5 get_count

```
void get_count ( // PIDL  
    out long count // number of entries in the list  
);
```

This operation returns the total number of items added to the list.

11.5.6 create_operation_list

This operation, which creates a pseudo-object, is defined in the ORB interface.

```
void create_operation_list ( // PIDL  
    in OperationDef oper, // operation  
    out NVList new_list // argument definitions  
);
```

This operation returns an **NVList** initialized with the argument descriptions for a given operation. The information is returned in a form that may be used in *Dynamic Invocation* requests. The arguments are returned in the same order as they were defined for the operation.

The list **free** operation is used to free the returned information.

12 Dynamic Skeleton Interface

12.1 Introduction

The Dynamic Skeleton Interface (DSI) allows dynamic handling of object invocations. That is, rather than being accessed through a skeleton that is specific to a particular operation, an object's implementation is reached through an interface that provides access to the operation name and parameters in a manner analogous to the client side's Dynamic Invocation Interface. Purely static knowledge of those parameters may be used, or dynamic knowledge (perhaps determined through an Interface Repository) may also be used, to determine the parameters.

DSI is a way to deliver requests from an ORB to an object implementation that does not have compile-time knowledge of the type of the object it is implementing. This contrasts with the type-specific, IDL-based skeletons, but serves the same architectural role.

DSI is the server side's analogue to the client side's Dynamic Invocation Interface (DII). Just as the implementation of an object cannot distinguish whether its client is using type-specific stubs or the DII, the client who invokes an object cannot determine whether the implementation is using a type-specific skeleton or the DSI to connect the implementation to the ORB.

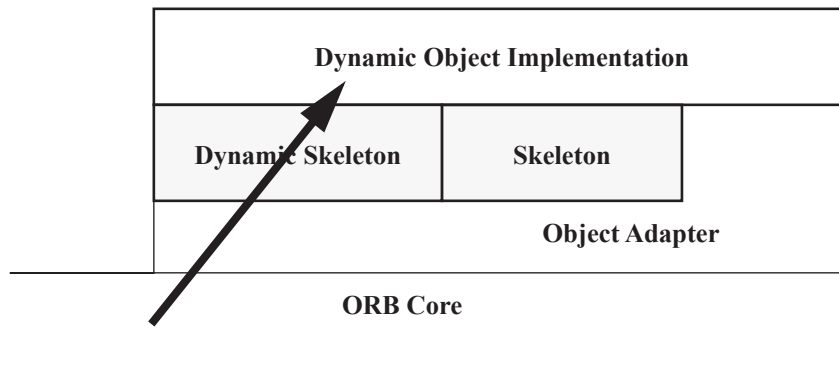


Figure 12.1 - Requests are delivered through skeletons, including dynamic ones

DSI, like DII, has many applications beyond interoperability solutions. Uses include interactive software development tools based on interpreters, debuggers, and monitors that want to dynamically interpose on objects, and support for dynamically-typed languages such as LISP.

The basic idea of the DSI is to implement all requests on a particular object by having the ORB invoke the same upcall routine, a Dynamic Implementation Routine (DIR). Since in any language binding all DIRs have the same signature, a single DIR could be used as the implementation for many objects, with different interfaces.

The DIR is passed all the explicit operation parameters, and an indication of the object that was invoked and the operation that was requested. The information is encoded in the request parameters. The DIR can use the invoked object, its object adapter, and the Interface Repository to learn more about the particular object and invocation. It can access and operate on individual parameters. It can make the same use of an object adapter as other object implementations.

This clause describes the elements of the DSI that are common to all object adapters that provide a DSI. See Single Servant, Many Objects and Types, Using DSI on page 353 for the specification of the DSI for the Portable Object Adapter.

12.2 ServerRequestPseudo-Object

12.2.1 ExplicitRequest State: ServerRequestPseudo-Object

The ServerRequest pseudo-object captures the explicit state of a request for the DSI, analogous to the Request pseudo-object in the DII. The object adapter dispatches an invocation to a DSI-based object implementation by passing an instance of ServerRequest to the DIR associated with the object implementation. The following shows how it provides access to the request information:

```
module CORBA {
    ...
    interface ServerRequest { //          PIDL
        readonly attribute Identifier operation;
        void arguments(inout NVList nv);
        Context ctx();
        void set_result(in Any val);
        void set_exception(in Any val);
    };
};
```

The identity and/or reference of the target object of the invocation is provided by the object adapter and its language mapping. In the context of a bridge, the target object will typically be a proxy for an object in some other ORB.

The **operation** attribute provides the identifier naming the operation being invoked; according to IDL's rules, these names must be unique among all operations supported by the object's "most-derived" interface. Note that the operation names for getting and setting attributes are **_get_<attribute_name>** and **_set_<attribute_name>**, respectively. The operation attribute can be accessed by the DIR at any time.

Operation parameter types will be specified, and "in" and "inout" argument values will be retrieved, with **arguments**. Unless it calls **set_exception**, the DIR must call **arguments** exactly once, even if the operation signature contains no parameters. Once **arguments** or **set_exception** has been called, calling **arguments** on the same **ServerRequest** will result in a **BAD_INV_ORDER** system exception with standard minor code 7. The DIR must pass in to **arguments** an **NVList** initialized with **TypeCodes** and **Flags** describing the parameter types for the operation, in the order in which they appear in the IDL specification (left to right). A potentially-different **NVList** will be returned from **arguments**, with the "in" and "inout" argument values supplied. If it does not call **set_exception**, the DIR must supply the returned **NVList** with return values for any "out" arguments before returning, and may also change the return values for any "inout" arguments.

When the operation is not an attribute access, and the operation's IDL definition contains a context expression, **ctx** will return the context information specified in IDL for the operation. Otherwise it will return a nil **Context** reference. Calling **ctx** before **arguments** has been called or after **ctx**, **set_result**, or **set_exception** has been called will result in a **BAD_INV_ORDER** system exception with standard minor code 8.

The **set_result** operation is used to specify any return value for the call. Unless **set_exception** is called, if the invoked operation has a non-void result type, **set_result** must be called exactly once before the DIR returns. If the operation has a void result type, **set_result** may optionally be called once with an **Any** whose type is **tk_void**. Calling **set_result** before

arguments has been called or after **set_result** or **set_exception** has been called will result in a **BAD_INV_ORDER** system exception with standard minor code 8. Calling **set_result** without having previously called `ctx` when the operation IDL contains a context expression will result in a **MARSHAL** system exception with standard minor code 2. If the **NVList** passed to **arguments** did not describe all parameters passed by the client, it may result in a **MARSHAL** system exception with standard minor code 3.

The DIR may call **set_exception** at any time to return an exception to the client. The **Any** passed to **set_exception** must contain either a system exception or one of the user exceptions specified in the **raises** expression of the invoked operation's IDL definition. Passing in an **Any** that does not contain an exception will result in a **BAD_PARAM** system exception with standard minor code 21. Passing in an unlisted user exception will result in either the DIR receiving a **BAD_PARAM** system exception with standard minor code 22 or in the client receiving an **UNKNOWN** system exception with standard minor code 1.

See each language mapping for a description of the memory management aspects of the parameters to the **ServerRequest** operations.

12.3 DSI: Language Mapping

Because DSI is defined in terms of a pseudo-object, special attention must be paid to it in the language mapping. This sub clause provides general information about mapping the Dynamic Skeleton Interface to programming languages. Each language provides its own mapping for DSI.

12.3.1 ServerRequest's Handling of Operation Parameters

There is no requirement that a **ServerRequest** pseudo-object be usable as a general argument in IDL operations, or listed in "orb.idl."

The client-side memory management rules normally applied to pseudo-objects do not strictly apply to a **ServerRequest**'s handling of operation parameters. Instead, the memory associated with parameters follows the memory management rules applied to data passed from skeletons into statically typed implementation routines, and vice versa.

12.3.2 Registering Dynamic Implementation Routines

In an ORB implementation, the Dynamic Skeleton Interface is supported entirely through the Object Adapter. An Object Adapter does not have to support the Dynamic Skeleton Interface but, if it does, the Object Adapter is responsible for the details.

13 Dynamic Management of Any Values

13.1 Overview

An **any** can be passed to a program that doesn't have any static information for the type of the **any** (code generated for the type by an IDL compiler has not been compiled with the object implementation). As a result, the object receiving the **any** does not have a portable method of using it.

The facility presented here enables traversal of the data value associated with an **any** at runtime and extraction of the primitive constituents of the data value. This is especially helpful for writing powerful generic servers (bridges, event channels supporting filtering).

Similarly, this facility enables the construction of an **any** at runtime, without having static knowledge of its type. This is especially helpful for writing generic clients (bridges, browsers, debuggers, user interface tools).

Unless explicitly stated otherwise, all IDL presented in this “*Overview*” through “*Usage in C++ Language*” is part of the **DynamicAny** module.

Any values can be dynamically interpreted (traversed) and constructed through **DynAny** objects. A **DynAny** object is associated with a data value, which corresponds to a copy of the value inserted into an **any**.

A **DynAny** object may be viewed as an ordered collection of component **DynAnys**. For **DynAnys** representing a basic type, such as **long**, or a type without components, such as an empty exception, the ordered collection of components is empty. Each **DynAny** object maintains the notion of a current position into its collection of component **DynAnys**. The current position is identified by an index value that runs from 0 to $n-1$, where n is the number of components. The special index value -1 indicates a current position that points nowhere. For values that cannot have a current position (such as an empty exception), the index value is fixed at -1 . If a **DynAny** is initialized with a value that has components, the index is initialized to 0. After creation of an uninitialized **DynAny** (that is, a **DynAny** that has no value but a **TypeCode** that permits components), the current position depends on the type of value represented by the **DynAny**. (The current position is set to 0 or -1 , depending on whether the new **DynAny** gets default values for its components.)

The iteration operations **rewind**, **seek**, and **next** can be used to change the current position and the **current_component** operation returns the component at the current position. The **component_count** operation returns the number of components of a **DynAny**. Collectively, these operations enable iteration over the components of a **DynAny**, for example, to (recursively) examine its contents.

A constructed **DynAny** object is a **DynAny** object associated with a constructed type. There is a different interface, inheriting from the **DynAny** interface, associated with each kind of constructed type in IDL (fixed, enum, struct, sequence, union, array, exception, and valuetype).

A constructed **DynAny** object exports operations that enable the creation of new **DynAny** objects, each of them associated with a component of the constructed data value.

As an example, a **DynStruct** is associated with a struct value. This means that the **DynStruct** may be seen as owning an ordered collection of components, one for each structure member. The **DynStruct** object exports operations that enable the creation of new **DynAny** objects, each of them associated with a member of the struct.

If a **DynAny** object has been obtained from another (constructed) **DynAny** object, such as a **DynAny** representing a structure member that was created from a **DynStruct**, the member **DynAny** is logically contained in the **DynStruct**.

Destroying a top-level **DynAny** object (one that was not obtained as a component of another **DynAny**) also destroys any component **DynAny** objects obtained from it. Destroying a non-top level **DynAny** object does nothing. Invoking operations on a destroyed top-level **DynAny** or any of its descendants raises **OBJECT_NOT_EXIST**. Note that simply releasing all references to a **DynAny** object does not delete the **DynAny** or components; each **DynAny** created with one of the create operations or with the **copy** operation must be explicitly destroyed to avoid memory leaks.

If the programmer wants to destroy a **DynAny** object but still wants to manipulate some component of the data value associated with it, then he or she should first create a **DynAny** for the component and, after that, make a copy of the created **DynAny** object.

The behavior of **DynAny** objects has been defined in order to enable efficient implementations in terms of allocated memory space and speed of access. **DynAny** objects are intended to be used for traversing values extracted from **any**s or constructing values of **any**s at runtime. Their use for other purposes is not recommended.

13.2 DynAny API

The **DynAny** API comprises the following IDL definitions, located in the **DynamicAny** module:

```
// IDL
// File: DynamicAny.idl
#ifndef _DYNAMIC_ANY_IDL_
#define _DYNAMIC_ANY_IDL_

import ::CORBA;

module DynamicAny {
    typeprefix DynamicAny "omg.org";

    local interface DynAny {
        exception InvalidValue {};
        exception TypeMismatch {};

        CORBA::TypeCode type();

        void assign(in DynAny dyn_any) raises(TypeMismatch);
        void from_any(in any value) raises(TypeMismatch, InvalidValue);
        any to_any();

        boolean equal(in DynAny dyn_any);

        void destroy();
        DynAny copy();

        void insert_boolean(in boolean value)
            raises(TypeMismatch, InvalidValue);
        void insert_octet(in octet value)
            raises(TypeMismatch, InvalidValue);
        void insert_char(in char value)
```

```

    raises(TypeMismatch, InvalidValue);
void insert_short(in short value)
    raises(TypeMismatch, InvalidValue);
void insert_ushort(in unsigned short value)
    raises(TypeMismatch, InvalidValue);
void insert_long(in long value)
    raises(TypeMismatch, InvalidValue);
void insert_ulong(in unsigned long value)
    raises(TypeMismatch, InvalidValue);
void insert_float(in float value)
    raises(TypeMismatch, InvalidValue);
void insert_double(in double value)
    raises(TypeMismatch, InvalidValue);
void insert_string(in string value)
    raises(TypeMismatch, InvalidValue);
void insert_reference(in Object value)
    raises(TypeMismatch, InvalidValue);
void insert_typecode(in CORBA::TypeCode value)
    raises(TypeMismatch, InvalidValue);
void insert_longlong(in long long value)
    raises(TypeMismatch, InvalidValue);
void insert_ulonglong(in unsigned long long value)
    raises(TypeMismatch, InvalidValue);
void insert_longdouble(in long double value)
    raises(TypeMismatch, InvalidValue);
void insert_wchar(in wchar value)
    raises(TypeMismatch, InvalidValue);
void insert_wstring(in wstring value)
    raises(TypeMismatch, InvalidValue);
void insert_any(in any value)
    raises(TypeMismatch, InvalidValue);
void insert_dyn_any(in DynAny value)
    raises(TypeMismatch, InvalidValue);
void insert_val(in ValueBase value)
    raises(TypeMismatch, InvalidValue);

boolean get_boolean()
    raises(TypeMismatch, InvalidValue);
octet get_octet()
    raises(TypeMismatch, InvalidValue);
char get_char()
    raises(TypeMismatch, InvalidValue);
short get_short()
    raises(TypeMismatch, InvalidValue);
unsigned short get_ushort()
    raises(TypeMismatch, InvalidValue);
long get_long()
    raises(TypeMismatch, InvalidValue);
unsigned long get_ulong()
    raises(TypeMismatch, InvalidValue);
float get_float()

```

```

        raises(TypeMismatch, InvalidValue);
double get_double()
    raises(TypeMismatch, InvalidValue);
string get_string()
    raises(TypeMismatch, InvalidValue);
Object get_reference()
    raises(TypeMismatch, InvalidValue);
CORBA::TypeCode get_typecode()
    raises(TypeMismatch, InvalidValue);
long long get_longlong()
    raises(TypeMismatch, InvalidValue);
unsigned long long get_ulonglong()
    raises(TypeMismatch, InvalidValue);
long double get_longdouble()
    raises(TypeMismatch, InvalidValue);
wchar get_wchar()
    raises(TypeMismatch, InvalidValue);
wstring get_wstring()
    raises(TypeMismatch, InvalidValue);
any get_any()
    raises(TypeMismatch, InvalidValue);
DynAny get_dyn_any()
    raises(TypeMismatch, InvalidValue);
ValueBase get_val()
    raises(TypeMismatch, InvalidValue);

boolean seek(in long index);
void rewind();
boolean next();
unsigned long component_count();
DynAny current_component() raises(TypeMismatch);

void insert_abstract(in CORBA::AbstractBase value)
    raises(TypeMismatch, InvalidValue);
CORBA::AbstractBase get_abstract()
    raises(TypeMismatch, InvalidValue);

void insert_boolean_seq(in CORBA::BooleanSeq value)
    raises(TypeMismatch, InvalidValue);
void insert_octet_seq(in CORBA::OctetSeq value)
    raises(TypeMismatch, InvalidValue);
void insert_char_seq(in CORBA::CharSeq value)
    raises(TypeMismatch, InvalidValue);
void insert_short_seq(in CORBA::ShortSeq value)
    raises(TypeMismatch, InvalidValue);
void insert_ushort_seq(in CORBA::UShortSeq value)
    raises(TypeMismatch, InvalidValue);
void insert_long_seq(in CORBA::LongSeq value)
    raises(TypeMismatch, InvalidValue);
void insert_ulong_seq(in CORBA::ULongSeq value)
    raises(TypeMismatch, InvalidValue);

```

```

void insert_float_seq(in CORBA::FloatSeq value)
    raises(TypeMismatch, InvalidValue);
void insert_double_seq(in CORBA::DoubleSeq value)
    raises(TypeMismatch, InvalidValue);
void insert_longlong_seq(in CORBA::LongLongSeq value)
    raises(TypeMismatch, InvalidValue);
void insert_ulonglong_seq(in CORBA::ULongLongSeq value)
    raises(TypeMismatch, InvalidValue);
void insert_longdouble_seq(in CORBA::LongDoubleSeq value)
    raises(TypeMismatch, InvalidValue);
void insert_wchar_seq(in CORBA::WCharSeq value)
    raises(TypeMismatch, InvalidValue);
CORBA::BooleanSeq get_boolean_seq()
    raises(TypeMismatch, InvalidValue);
CORBA::OctetSeq get_octet_seq()
    raises(TypeMismatch, InvalidValue);
CORBA::CharSeq get_char_seq()
    raises(TypeMismatch, InvalidValue);
CORBA::ShortSeq get_short_seq()
    raises(TypeMismatch, InvalidValue);
CORBA::UShortSeq get_ushort_seq()
    raises(TypeMismatch, InvalidValue);
CORBA::LongSeq get_long_seq()
    raises(TypeMismatch, InvalidValue);
CORBA::ULongSeq get_ulong_seq()
    raises(TypeMismatch, InvalidValue);
CORBA::FloatSeq get_float_seq()
    raises(TypeMismatch, InvalidValue);
CORBA::DoubleSeq get_double_seq()
    raises(TypeMismatch, InvalidValue);
CORBA::LongLongSeq get_longlong_seq()
    raises(TypeMismatch, InvalidValue);
CORBA::ULongLongSeq get_ulonglong_seq()
    raises(TypeMismatch, InvalidValue);
CORBA::LongDoubleSeq get_longdouble_seq()
    raises(TypeMismatch, InvalidValue);
CORBA::WCharSeq get_wchar_seq()
    raises(TypeMismatch, InvalidValue);
};

local interface DynFixed : DynAny {
    string get_value();
    boolean set_value(in string val) raises(TypeMismatch, InvalidValue);
};

local interface DynEnum : DynAny {
    string get_as_string();
    void set_as_string(in string value) raises(InvalidValue);
    unsigned long get_as_ulong();
    void set_as_ulong(in unsigned long value) raises(InvalidValue);
};

```

```

typedef string FieldName;

struct NameValuePair {
    FieldName id;
    any value;
};

typedef sequence<NameValuePair> NameValuePairSeq;

struct NameDynAnyPair {
    FieldName id;
    DynAny value;
};

typedef sequence<NameDynAnyPair> NameDynAnyPairSeq;

local interface DynStruct : DynAny {
    FieldName current_member_name()
        raises(TypeMismatch, InvalidValue);
    CORBA::TCKind current_member_kind()
        raises(TypeMismatch, InvalidValue);
    NameValuePairSeq get_members();
    void set_members(in NameValuePairSeq value)
        raises(TypeMismatch, InvalidValue);
    NameDynAnyPairSeq get_members_as_dyn_any();
    void set_members_as_dyn_any(in NameDynAnyPairSeq value)
        raises(TypeMismatch, InvalidValue);
};

local interface DynUnion : DynAny {
    DynAny get_discriminator();
    void set_discriminator(in DynAny d) raises(TypeMismatch);
    void set_to_default_member() raises(TypeMismatch);
    void set_to_no_active_member() raises(TypeMismatch);
    boolean has_no_active_member();
    CORBA::TCKind discriminator_kind();
    DynAny member() raises(InvalidValue);
    FieldName member_name() raises(InvalidValue);
    CORBA::TCKind member_kind() raises(InvalidValue);
};

typedef sequence<any> AnySeq;
typedef sequence<DynAny> DynAnySeq;

local interface DynSequence : DynAny {
    unsigned long get_length();
    void set_length(in unsigned long len) raises(InvalidValue);
    AnySeq get_elements();
    void set_elements(in AnySeq value)

```



```

        raises(TypeMismatch, InvalidValue);
    DynAnySeq get_elements_as_dyn_any();
    void set_elements_as_dyn_any(in DynAnySeq value)
        raises(TypeMismatch, InvalidValue);
};

local interface DynArray : DynAny {
    AnySeq get_elements();
    void set_elements(in AnySeq value)
        raises(TypeMismatch, InvalidValue);
    DynAnySeq get_elements_as_dyn_any();
    void set_elements_as_dyn_any(in DynAnySeq value)
        raises(TypeMismatch, InvalidValue);
};

local interface DynValueCommon : DynAny {
    boolean is_null();
    void set_to_null();
    void set_to_value();
};

local interface DynValue : DynValueCommon {
    FieldName current_member_name()
        raises(TypeMismatch, InvalidValue);
    CORBA::TCKind current_member_kind()
        raises(TypeMismatch, InvalidValue);
    NameValuePairSeq get_members()
        raises(InvalidValue);
    void set_members(in NameValuePairSeq value)
        raises(TypeMismatch, InvalidValue);
    NameDynAnyPairSeq get_members_as_dyn_any()
        raises(InvalidValue);
    void set_members_as_dyn_any(in NameDynAnyPairSeq value)
        raises(TypeMismatch, InvalidValue);
};

local interface DynValueBox : DynValueCommon {
    any get_boxed_value()
        raises(InvalidValue);
    void set_boxed_value(in any boxed)
        raises(TypeMismatch, InvalidValue);
    DynAny get_boxed_value_as_dyn_any()
        raises(InvalidValue);
    void set_boxed_value_as_dyn_any(in DynAny boxed)
        raises(TypeMismatch);
};

exception MustTruncate { };

local interface DynAnyFactory {
    exception InconsistentTypeCode {};
};

```

```

DynAny create_dyn_any(in any value)
    raises(InconsistentTypeCode);
DynAny
    create_dyn_any_from_type_code(in CORBA::TypeCode type)
        raises(InconsistentTypeCode);

DynAny create_dyn_any_without_truncation(in any value)
    raises(InconsistentTypeCode, MustTruncate);
DynAnySeq create_multiple_dyn_anys(
    in AnySeq values,
    in boolean allow_truncate)
    raises(InconsistentTypeCode, MustTruncate);

AnySeq create_multiple_anys(in DynAnySeq values);
};
}; // module DynamicAny
#endif // _DYNAMIC_ANY_IDL_

```

13.2.1 Creating a DynAny Object

A **DynAny** object can be created as a result of:

- invoking an operation on an existing **DynAny** object.
- invoking an operation on a **DynAnyFactory** object.

A constructed **DynAny** object supports operations that enable the creation of new **DynAny** objects encapsulating access to the value of some constituent. **DynAny** objects also support the **copy** operation for creating new **DynAny** objects.

In addition, **DynAny** objects can be created by invoking operations on the **DynAnyFactory** object. A reference to the **DynAnyFactory** object is obtained by calling **CORBA::ORB::resolve_initial_references** with the **identifier** parameter set to “**DynAnyFactory**.”

```

local interface DynAnyFactory {
    exception InconsistentTypeCode {};
    DynAny create_dyn_any(in any value)
        raises(InconsistentTypeCode);
    DynAny create_dyn_any_from_type_code(in CORBA::TypeCode type)
        raises(InconsistentTypeCode);
};

```

The **create_dyn_any** operation creates a new **DynAny** object from an **any** value. A copy of the **TypeCode** associated with the **any** value is assigned to the resulting **DynAny** object. The value associated with the **DynAny** object is a copy of the value in the original any. The **create_dyn_any** operation sets the current position of the created **DynAny** to zero if the passed value has components; otherwise, the current position is set to -1 . The operation raises **InconsistentTypeCode** if **value** has a **TypeCode** with a **TCKind** of **tk_Principal** or **tk_native**.

The **create_dyn_any_from_type_code** operation creates a **DynAny** from a **TypeCode**. Depending on the **TypeCode**, the created object may be of type **DynAny**, or one of its derived types, such as **DynStruct**. The returned reference can be narrowed to the derived type.

For both **create_dyn_any** and **create_dyn_any_from_type_code**, the source type code is copied into the **DynAny** object unchanged. This means that, after creation of a **DynAny** object, the source type code and the type code inside the **DynAny** must compare equal as determined by **TypeCode::equal**. The same is true for type codes extracted from a **DynAny** with the type operation and for type codes that are part of any values that are constructed from a **DynAny**: such type codes compare equal to the type code that was originally used to create the **DynAny**. For a given parent **DynAny** with its associated **TypeCode**, the **TypeCode** of a component **DynAny** also compares equal to the corresponding results of the **member_type** or **component_type** operation on the parent **TypeCode**.

The **create_dyn_any_without_truncation** operation has the same semantics as **create_dyn_any**, but will raise the **MustTruncate** exception if it cannot avoid truncating a valuetype.

The **create_multiple_dyn_anys** operation converts a sequence of anys into a sequence of **DynAnys**, ensuring that each reference to a valuetype instance is converted consistently to the same **DynValue** or **DynValueBox** instance. If the **allow_truncate** parameter is false, the operation will raise the **MustTruncate** exception if it cannot avoid truncating a valuetype.

The **create_multiple_anys** operation converts a sequence of **DynAnys** into a sequence of **anys**, ensuring that each **DynValue** or **DynValueBox** instance is consistently converted to the same valuetype instance.

Creation of **DynAnys** with **TCKind tk_null** and **tk_void** is legal and results in the creation of a **DynAny** without a value and with zero components.

In all cases, a **DynAny** constructed from a **TypeCode** has an initial default value. The default values of basic types are:

- **FALSE** for **Boolean**
- zero for numeric types
- zero for types **octet**, **char**, and **wchar**
- the empty string for **string** and **wstring**
- nil for object references
- a type code with a **TCKind** value of **tk_null** for type codes
- for **any** values, an **any** containing a type code with a **TCKind** value of **tk_null** type and no value

For complex types, creation of the corresponding **DynAny** assigns a default value as follows:

- For **DynSequence**, the operation sets the current position to -1 and creates an empty sequence.
- For **DynEnum**, the operation sets the current position to -1 and sets the value of the enumerator to the first enumerator value indicated by the **TypeCode**.
- For **DynFixed**, operations set the current position to -1 and sets the value zero.
- For **DynStruct**, the operation sets the current position to -1 for empty exceptions and to zero for all other **TypeCodes**. The members (if any) are (recursively) initialized to their default values.
- For **DynArray**, the operation sets the current position to zero and (recursively) initializes elements to their default value.
- For **DynUnion**, the operation sets the current position to zero. The discriminator value is set to a value consistent with the first named member of the union. That member is activated and (recursively) initialized to its default value.
- **DynValue** and **DynValueBox** are initialized to a null value.

Dynamic interpretation of an **any** usually involves creating a **DynAny** object using **DynAnyFactory::create_dyn_any** as the first step. Depending on the type of the **any**, the resulting **DynAny** object reference can be narrowed to a **DynFixed**, **DynStruct**, **DynSequence**, **DynArray**, **DynUnion**, **DynEnum**, or **DynValue** object reference.

Dynamic creation of an **any** involves creating a **DynAny** object using **DynAnyFactory::create_dyn_any_from_type_code**, passing the **TypeCode** associated with the value to be created. The returned reference is narrowed to one of the complex types, such as **DynStruct**, if appropriate. Then, the value can be initialized by means of invoking operations on the resulting object. Finally, the **to_any** operation can be invoked to create an **any** value from the constructed **DynAny**.

13.2.2 The DynAny Interface

The following operations can be applied to a **DynAny** object:

- Obtaining the **TypeCode** associated with the **DynAny** object.
- Generating an **any** value from the **DynAny** object.
- Comparing two **DynAny** objects for equality.
- Destroying the **DynAny** object.
- Creating a **DynAny** object as a copy of the **DynAny** object.
- Inserting/getting a value of some basic type into/from the **DynAny** object.
- Iterating through the components of a **DynAny**.
- Initializing a **DynAny** object from another **DynAny** object.
- Initializing a **DynAny** object from an **any** value.

13.2.2.1 Obtaining the TypeCode associated with a DynAny object

```
CORBA::TypeCode type();
```

A **DynAny** object is created with a **TypeCode** value assigned to it. This **TypeCode** value determines the type of the value handled through the **DynAny** object. The **type** operation returns the **TypeCode** associated with a **DynAny** object.

Note that the **TypeCode** associated with a **DynAny** object is initialized at the time the **DynAny** is created and cannot be changed during the lifetime of the **DynAny** object.

13.2.2.2 Initializing a DynAny object from another DynAny object

```
void assign(in DynAny dyn_any) raises(TypeMismatch);
```

The **assign** operation initializes the value associated with a **DynAny** object with the value associated with another **DynAny** object.

If the type of the passed **DynAny** is not equivalent to the type of target **DynAny**, the operation raises **TypeMismatch**. The current position of the target **DynAny** is set to zero for values that have components and to -1 for values that do not have components.

13.2.2.3 Initializing a DynAny object from an any value

void from_any(in any value) raises(TypeMismatch, InvalidValue);

The **from_any** operation initializes the value associated with a **DynAny** object with the value contained in an **any**.

If the type of the passed **Any** is not equivalent to the type of target **DynAny**, the operation raises **TypeMismatch**. If the passed **Any** does not contain a legal value (such as a null string), the operation raises **InvalidValue**. The current position of the target **DynAny** is set to zero for values that have components and to -1 for values that do not have components.

13.2.2.4 Generating an any value from a DynAny object

any to_any();

The **to_any** operation creates an **any** value from a **DynAny** object. A copy of the **TypeCode** associated with the **DynAny** object is assigned to the resulting **any**. The value associated with the **DynAny** object is copied into the **any**.

13.2.2.5 Comparing DynAny values

boolean equal(in DynAny dyn_any);

The **equal** operation compares two **DynAny** references for equality and returns true if the **DynAnys** are equal, false otherwise. For **DynAny** references that are not derived from **DynValueCommon**, they are equal if their **TypeCodes** are equivalent and, recursively, all component **DynAnys** are equal. For **DynAny** references that are derived from **DynValueCommon**, they are equal only if they are exactly the same reference. The current position of the two **DynAnys** being compared has no effect on the result of **equal**. To determine equality of object references, the **equal** operation uses **Object::is_equivalent**. To determine equality of type codes, the **equal** operation uses **TypeCode::equivalent**.

NOTE: If two **DynAnys** happen to contain *values* of type **TypeCode**, these values are compared using **TypeCode::equal**. The type codes that *describe* the values of **DynAnys** are always compared using **TypeCode::equivalent**, however. (In the case of comparing two **DynAnys** containing type code values, the type codes describing these type code values are **tk_TypeCode** in each **DynAny**, and will therefore always compare as equivalent.)

13.2.2.6 Destroying a DynAny object

void destroy();

The **destroy** operation destroys a **DynAny** object. This operation frees any resources used to represent the data value associated with a **DynAny** object. **destroy** must be invoked on references obtained from one of the creation operations on the **DynAnyFactory** interface or on a reference returned by **DynAny::copy** to avoid resource leaks. Invoking **destroy** on component **DynAny** objects (for example, on objects returned by the **current_component** operation) does nothing.

Destruction of a **DynAny** object implies destruction of all **DynAny** objects obtained from it. That is, references to components of a destroyed **DynAny** become invalid; invocations on such references raise **OBJECT_NOT_EXIST**.

It is possible to manipulate a component of a **DynAny** beyond the life time of the **DynAny** from which the component was obtained by making a copy of the component with the **copy** operation before destroying the **DynAny** from which the component was obtained.

13.2.2.7 Creating a copy of a DynAny object

DynAny copy();

The **copy** operation creates a new **DynAny** object whose value is a deep copy of the **DynAny** on which it is invoked. The operation is polymorphic, that is, invoking it on one of the types derived from **DynAny**, such as **DynStruct**, creates the derived type but returns its reference as the **DynAny** base type.

13.2.2.8 Accessing a value of some basic type in a DynAny object

The insert and get operations enable insertion/extraction of basic data type values into/from a **DynAny** object.

Both bounded and unbounded strings are inserted using **insert_string** and **insert_wstring**. These operations raise the **InvalidValue** exception if the string inserted is longer than the bound of a bounded string.

Calling an insert or get operation on a **DynAny** that has components but has a current position of -1 raises **InvalidValue**.

Get operations raise **TypeMismatch** if the accessed component in the **DynAny** is of a type that is not equivalent to the requested type. (Note that **get_string** and **get_wstring** are used for both unbounded and bounded strings.)

A type is consistent for inserting or extracting a value if its **TypeCode** is equivalent to the **TypeCode** contained in the **DynAny** or, if the **DynAny** has components, is equivalent to the **TypeCode** of the **DynAny** at the current position.

The **get_dyn_any** and **insert_dyn_any** operations are provided to deal with **any** values that contain another **any**. The operations behave identically to **get_any** and **insert_any**, but use parameters of type **DynAny** (instead of **any**); they are useful to avoid otherwise redundant conversions between **any** and **DynAny**.

Calling an insert or get operation leaves the current position unchanged.

These operations are necessary to handle basic **DynAny** objects but are also helpful to handle constructed **DynAny** objects. Inserting a basic data type value into a constructed **DynAny** object implies initializing the current component of the constructed data value associated with the **DynAny** object. For example, invoking **insert_boolean** on a **DynStruct** implies inserting a boolean data value at the current position of the associated struct data value. If **dyn_construct** points to a constructed **DynAny** object, then:

```
result = dyn_construct->get_boolean();
```

has the same effect as:

```
DynamicAny::DynAny_var temp =
    dyn_construct->current_component();
result = temp->get_boolean();
```

Calling an insert or get operation on a **DynAny** whose current component itself has components raises **TypeMismatch**.

In addition, availability of these operations enable the traversal of **any**s associated with sequences of basic data types without the need to generate a **DynAny** object for each element in the sequence.

In the same way that basic types are inserted/extracted from a **DynAny** object, arrays or sequences of basic types can be inserted/extracted from a **DynAny**. For example, the **get_boolean_seq** operation extracts a sequence of **booleans** from a **DynAny** that contains either a sequence or an array of **booleans**, and the **insert_boolean_seq** operation stores the sequence back into the **DynAny**.

The **TypeCode** of the **DynAny**, or the **TypeCode** of the component at the current position of the **DynAny**, must be equivalent to a sequence or array **TypeCode** with the basic type as its element, otherwise the operations raise **TypeMismatch**. For the insert operations, if the length of the sequence is incompatible with a bounded sequence or array represented by the **DynAny**, then the operations raise **InvalidValue**.

13.2.2.9 Iterating through components of a DynAny

The **DynAny** interface allows a client to iterate through the components of the values pointed to by **DynStruct**, **DynSequence**, **DynArray**, **DynUnion**, **DynAny**, and **DynValue** objects.

As mentioned previously, a **DynAny** object may be seen as an ordered collection of components, together with a current position.

boolean seek(in long index);

The **seek** operation sets the current position to **index**. The current position is indexed 0 to n-1, that is, index zero corresponds to the first component. The operation returns true if the resulting current position indicates a component of the **DynAny** and false if **index** indicates a position that does not correspond to a component.

Calling **seek** with a negative index is legal. It sets the current position to -1 to indicate no component and returns false. Passing a non-negative index value for a **DynAny** that does not have a component at the corresponding position sets the current position to -1 and returns false.

void rewind();

The **rewind** operation is equivalent to calling **seek(0)**;

boolean next();

The **next** operation advances the current position to the next component. The operation returns true while the resulting current position indicates a component, false otherwise. A false return value leaves the current position at -1. Invoking **next** on a **DynAny** without components leaves the current position at -1 and returns false.

unsigned long component_count();

The **component_count** operation returns the number of components of a **DynAny**. For a **DynAny** without components, it returns zero. The operation only counts the components at the top level. For example, if **component_count** is invoked on a **DynStruct** with a single member, the return value is 1, irrespective of the type of the member.

For sequences, the operation returns the current number of elements. For structures, exceptions, and valuetypes, the operation returns the number of members. For arrays, the operation returns the number of elements. For unions, the operation returns 2 if the discriminator indicates that a named member is active; otherwise, it returns 1. For **DynFixed** and **DynEnum**, the operation returns zero.

DynAny current_component() raises(TypeMismatch);

The **current_component** operation returns the **DynAny** for the component at the current position. It does not advance the current position, so repeated calls to **current_component** without an intervening call to **rewind**, **next**, or **seek** return the same component.

The returned **DynAny** object reference can be used to get/set the value of the current component. If the current component represents a complex type, the returned reference can be narrowed based on the **TypeCode** to get the interface corresponding to the to the complex type.

Calling **current_component** on a **DynAny** that cannot have components, such as a **DynEnum** or an empty exception, raises **TypeMismatch**. Calling **current_component** on a **DynAny** whose current position is **-1** returns a nil reference.

The iteration operations, together with **current_component**, can be used to dynamically compose an **any** value. After creating a dynamic any, such as a **DynStruct**, **current_component** and **next** can be used to initialize all the components of the value. Once the dynamic value is completely initialized, **to_any** creates the corresponding **any** value.

13.2.3 The DynFixed Interface

DynFixed objects are associated with values of the IDL **fixed** type.

```
local interface DynFixed : DynAny {
    string get_value();
    boolean set_value(in string val)
        raises (TypeMismatch, InvalidValue);
};
```

Because IDL does not have a generic type that can represent fixed types with arbitrary number of digits and arbitrary scale, the operations use the IDL **string** type.

The **get_value** operation returns the value of a **DynFixed**.

The **set_value** operation sets the value of the **DynFixed**. The **val** string must contain a **fixed** string constant in the same format as used for IDL fixed-point literals. However, the trailing **d** or **D** is optional. If **val** has more fractional digits than specified by the scale of the **DynFixed**, the extra digits are truncated. If the truncated value has more digits than the **DynFixed**, the operation raises **InvalidValue**. If the value is not too large, **set_value** returns **TRUE** if no truncation was required, **FALSE** otherwise. The return value is **TRUE** if **val** can be represented as the **DynFixed** without loss of precision. If **val** has more fractional digits than can be represented in the **DynFixed**, fractional digits are truncated and the return value is **FALSE**. If **val** does not contain a valid fixed-point literal or contains extraneous characters other than leading or trailing white space, the operation raises **TypeMismatch**.

13.2.4 The DynEnum Interface

DynEnum objects are associated with enumerated values.

```
local interface DynEnum : DynAny {
    string get_as_string();
    void set_as_string(in string value) raises(InvalidValue);
    unsigned long get_as_ulong();
    void set_as_ulong(in unsigned long value) raises(InvalidValue);
};
```

The **get_as_string** operation returns the value of the **DynEnum** as an IDL identifier.

The **set_as_string** operation sets the value of the **DynEnum** to the enumerated value whose IDL identifier is passed in the **value** parameter. If **value** contains a string that is not a valid IDL identifier for the corresponding enumerated type, the operation raises **InvalidValue**.

The **get_as_ulong** operation returns the value of the **DynEnum** as the enumerated value's ordinal value. Enumerators have ordinal values 0 to n-1, as they appear from left to right in the corresponding IDL definition.

The **set_as_ulong** operation sets the value of the **DynEnum** as the enumerated value's ordinal value. If **value** contains a value that is outside the range of ordinal values for the corresponding enumerated type, the operation raises **InvalidValue**.

The current position of a **DynEnum** is always -1.

13.2.5 The DynStruct Interface

DynStruct objects are associated with struct values and exception values.

```
typedef string FieldName;

struct NameValuePair {
    FieldName id;
    any value;
};
typedef sequence<NameValuePair> NameValuePairSeq;

struct NameDynAnyPair {
    FieldName id;
    DynAny value;
};
typedef sequence<NameDynAnyPair> NameDynAnyPairSeq;

local interface DynStruct : DynAny {
    FieldName current_member_name()
        raises(TypeMismatch, InvalidValue);
    CORBA::TCKind current_member_kind()
        raises(TypeMismatch, InvalidValue);
    NameValuePairSeq get_members();
    void set_members(in NameValuePairSeq value)
        raises(TypeMismatch, InvalidValue);
    NameDynAnyPairSeq get_members_as_dyn_any();
    void set_members_as_dyn_any(in NameDynAnyPairSeq value)
        raises(TypeMismatch, InvalidValue);
};

    FieldName current_member_name()
        raises(TypeMismatch, InvalidValue);
```

The **current_member_name** operation returns the name of the member at the current position. If the **DynStruct** represents an empty exception, the operation raises **TypeMismatch**. If the current position does not indicate a member, the operation raises **InvalidValue**.

This operation may return an empty string since the **TypeCode** of the value being manipulated may not contain the names of members.

```
    CORBA::TCKind current_member_kind()
```

raises(TypeMismatch, InvalidValue);

current_member_kind returns the **TCKind** associated with the member at the current position. If the **DynStruct** represents an empty exception, the operation raises **TypeMismatch**. If the current position does not indicate a member, the operation raises **InvalidValue**.

NameValuePairSeq get_members();

The **get_members** operation returns a sequence of name/value pairs describing the name and the value of each member in the struct associated with a **DynStruct** object. The sequence contains members in the same order as the declaration order of members as indicated by the **DynStruct**'s **TypeCode**. The current position is not affected. The member names in the returned sequence will be empty strings if the **DynStruct**'s **TypeCode** does not contain member names.

**void set_members(in NameValuePairSeq value)
raises(TypeMismatch, InvalidValue);**

The **set_members** operation initializes the struct data value associated with a **DynStruct** object from a sequence of name value pairs. The operation sets the current position to zero if the passed sequences has non-zero length; otherwise, if an empty sequence is passed, the current position is set to -1 .

Members must appear in the **NameValuePairSeq** in the order in which they appear in the IDL specification of the struct. If one or more sequence elements have a type that is not equivalent to the **TypeCode** of the corresponding member, the operation raises **TypeMismatch**. If the passed sequence has a number of elements that disagrees with the number of members as indicated by the **DynStruct**'s **TypeCode**, the operation raises **InvalidValue**.

If member names are supplied in the passed sequence, they must either match the corresponding member name in the **DynStruct**'s **TypeCode** or must be empty strings, otherwise, the operation raises **TypeMismatch**. Members must be supplied in the same order as indicated by the **DynStruct**'s **TypeCode**. (The operation makes no attempt to assign member values based on member names.)

The **get_members_as_dyn_any** and **set_members_as_dyn_any** operations have the same semantics as their **Any** counterparts, but accept and return values of type **DynAny** instead of **Any**.

DynStruct objects can also be used for handling exception values. In that case, members of the exceptions are handled in the same way as members of a struct.

13.2.6 The DynUnion Interface

DynUnion objects are associated with unions.

```
local interface DynUnion : DynAny {
    DynAny get_discriminator();
    void set_discriminator(in DynAny d)
        raises(TypeMismatch);
    void set_to_default_member()
        raises(TypeMismatch);
    void set_to_no_active_member()
        raises(TypeMismatch);
    boolean has_no_active_member()
        raises(InvalidValue);
    CORBA::TCKind discriminator_kind();
    DynAny member()
```

```

    raises(InvalidValue);
    FieldName member_name()
    raises(InvalidValue);
    CORBA::TCKind member_kind()
    raises(InvalidValue);
    boolean is_set_to_default_member();
};

```

The **DynUnion** interface allows for the insertion/extraction of an IDL union type into/from a **DynUnion** object.

A union can have only two valid current positions: zero, which denotes the discriminator, and one, which denotes the active member. The **component_count** value for a union depends on the current discriminator: it is 2 for a union whose discriminator indicates a named member, and 1 otherwise.

```

DynAny get_discriminator()

```

The **get_discriminator** operation returns the current discriminator value of the **DynUnion**.

```

void set_discriminator(in DynAny d)
raises(TypeMismatch);

```

The **set_discriminator** operation sets the discriminator of the **DynUnion** to the specified value. If the **TypeCode** of the **d** parameter is not equivalent to the **TypeCode** of the union's discriminator, the operation raises **TypeMismatch**.

Setting the discriminator to a value that is consistent with the currently active union member does not affect the currently active member. Setting the discriminator to a value that is inconsistent with the currently active member deactivates the member and activates the member that is consistent with the new discriminator value (if there is a member for that value) by initializing the member to its default value.

Setting the discriminator of a union sets the current position to 0 if the discriminator value indicates a non-existent union member (**has_no_active_member** returns true in this case). Otherwise, if the discriminator value indicates a named union member, the current position is set to 1 (**has_no_active_member** returns false and **component_count** returns 2 in this case).

```

void set_to_default_member()
raises(TypeMismatch);

```

The **set_to_default_member** operation sets the discriminator to a value that is consistent with the value of the **default** case of a union; it sets the current position to zero and causes **component_count** to return 2. Calling **set_to_default_member** on a union that does not have an explicit **default** case raises **TypeMismatch**.

```

void set_to_no_active_member()
raises(TypeMismatch);

```

The **set_to_no_active_member** operation sets the discriminator to a value that does not correspond to any of the union's case labels; it sets the current position to zero and causes **component_count** to return 1. Calling **set_to_no_active_member** on a union that has an explicit **default** case or on a union that uses the entire range of discriminator values for explicit **case** labels raises **TypeMismatch**.

```

boolean has_no_active_member();

```

The **has_no_active_member** operation returns true if the union has no active member (that is, the union's value consists solely of its discriminator because the discriminator has a value that is not listed as an explicit **case** label). Calling this operation on a union that has a **default** case returns false. Calling this operation on a union that uses the entire range of discriminator values for explicit **case** labels returns false.

```
CORBA::TCKind discriminator_kind();
```

The **discriminator_kind** operation returns the **TCKind** value of the discriminator's **TypeCode**.

```
CORBA::TCKind member_kind()  
raises(InvalidValue);
```

The **member_kind** operation returns the **TCKind** value of the currently active member's **TypeCode**. Calling this operation on a union that does not have a currently active member raises **InvalidValue**.

```
DynAny member()  
raises(InvalidValue);
```

The **member** operation returns the currently active member. If the union has no active member, the operation raises **InvalidValue**. Note that the returned reference remains valid only for as long as the currently active member does not change. Using the returned reference beyond the life time of the currently active member raises **OBJECT_NOT_EXIST**.

```
FieldName member_name()  
raises(InvalidValue);
```

The **member_name** operation returns the name of the currently active member. If the union's **TypeCode** does not contain a member name for the currently active member, the operation returns an empty string. Calling **member_name** on a union without an active member raises **InvalidValue**.

```
boolean is_set_to_default_member();
```

The **is_set_to_default_member** operation returns **TRUE** if a union has an explicit default label and the discriminator value does not match any of the union's other case labels.

13.2.7 The DynSequence Interface

DynSequence objects are associated with sequences.

```
typedef sequence<any> AnySeq;  
typedef sequence<DynAny> DynAnySeq;  
  
local interface DynSequence : DynAny {  
    unsigned long get_length();  
    void set_length(in unsigned long len)  
        raises(InvalidValue);  
    AnySeq get_elements();  
    void set_elements(in AnySeq value)  
        raises(TypeMismatch, InvalidValue);  
    DynAnySeq get_elements_as_dyn_any();
```

```

void set_elements_as_dyn_any(in DynAnySeq value)
    raises(TypeMismatch, InvalidValue);
};

```

```

unsigned long get_length();

```

The **get_length** operation returns the current length of the sequence.

```

void set_length(in unsigned long len)
    raises(InvalidValue);

```

The **set_length** operation sets the length of the sequence. Increasing the length of a sequence adds new elements at the tail without affecting the values of already existing elements. Newly added elements are default-initialized.

Increasing the length of a sequence sets the current position to the first newly-added element if the previous current position was -1 . Otherwise, if the previous current position was not -1 , the current position is not affected.

Increasing the length of a bounded sequence to a value larger than the bound raises **InvalidValue**.

Decreasing the length of a sequence removes elements from the tail without affecting the value of those elements that remain. The new current position after decreasing the length of a sequence is determined as follows:

- If the length of the sequence is set to zero, the current position is set to -1 .
- If the current position is -1 before decreasing the length, it remains at -1 .
- If the current position indicates a valid element and that element is not removed when the length is decreased, the current position remains unaffected.
- If the current position indicates a valid element and that element is removed, the current position is set to -1 .

```

DynAnySeq get_elements();

```

The **get_elements** operation returns the elements of the sequence.

```

void set_elements(in AnySeq value)
    raises(TypeMismatch, InvalidValue);

```

The **set_elements** operation sets the elements of a sequence. The length of the **DynSequence** is set to the length of **value**. The current position is set to zero if **value** has non-zero length and to -1 if **value** is a zero-length sequence.

If **value** contains one or more elements whose **TypeCode** is not equivalent to the element **TypeCode** of the **DynSequence**, the operation raises **TypeMismatch**. If the length of **value** exceeds the bound of a bounded sequence, the operation raises **InvalidValue**.

The **get_elements_as_dyn_any** and **set_elements_as_dyn_any** operations have the same semantics, but accept and return values of type **DynAny** instead of **Any**.

13.2.8 The DynArray Interface

DynArray objects are associated with arrays.

```

local interface DynArray : DynAny {
    AnySeq get_elements();
}

```

```

void set_elements(in AnySeq value)
    raises(TypeMismatch, InvalidValue);
DynAnySeq get_elements_as_dyn_any();
void set_elements_as_dyn_any(in DynAnySeq value)
    raises(TypeMismatch, InvalidValue);
};

DynAnySeq get_elements();

```

The **get_elements** operation returns the elements of the **DynArray**.

```

void set_elements(in DynAnySeq value)
    raises(TypeMismatch, InvalidValue);

```

The **set_elements** operation sets the **DynArray** to contain the passed elements. If the sequence does not contain the same number of elements as the array dimension, the operation raises **InvalidValue**. If one or more elements have a type that is inconsistent with the **DynArray**'s **TypeCode**, the operation raises **TypeMismatch**.

The **get_elements_as_dyn_any** and **set_elements_as_dyn_any** operations have the same semantics as their **Any** counterparts, but accept and return values of type **DynAny** instead of **Any**.

Note that the dimension of the array is contained in the **TypeCode**, which is accessible through the **type** attribute. It can also be obtained by calling the **component_count** operation.

13.2.9 The DynValueCommon Interface

DynValueCommon provides operations supported by both the **DynValue** and **DynValueBox** interfaces.

```

local interface DynValueCommon : DynAny {
    boolean is_null();
    void set_to_null();
    void set_to_value();
};

boolean is_null();

```

The **is_null** operation returns **TRUE** if the **DynValueCommon** represents a null valuetype.

```

void set_to_null();

```

The **set_to_null** operation changes the representation of a **DynValueCommon** to a null valuetype.

```

void set_to_value();

```

If the **DynValueCommon** represents a null valuetype, then **set_to_value** replaces it with a newly constructed value, with its components initialized to default values as in **DynAnyFactory::create_dyn_any_from_type_code**. If the **DynValueCommon** represents a non-null valuetype, then this operation has no effect.

A reference to a **DynValueCommon** interface (and interfaces derived from it) exhibit the same sharing semantics as the underlying **valuetype** that it represents. This means that the relationships between **valuetypes** in a graph of valuetypes will remain unchanged when converted into **DynAny** form and vice versa. This is necessary to ensure that applications that use the **DII** and **DSI** can correctly view and preserve the semantics of the **valuetype** graph.

13.2.10 The DynValue Interface

DynValue objects are associated with non-boxed valuetypes.

```
local interface DynValue : DynValueCommon {
    FieldName current_member_name()
        raises(TypeMismatch, InvalidValue);
    CORBA::TCKind current_member_kind()
        raises(TypeMismatch, InvalidValue);
    NameValuePairSeq get_members()
        raises(InvalidValue);
    void set_members(in NameValuePairSeq value)
        raises(TypeMismatch, InvalidValue);
    NameDynAnyPairSeq get_members_as_dyn_any()
        raises(InvalidValue);
    void set_members_as_dyn_any(in NameDynAnyPairSeq value)
        raises(TypeMismatch, InvalidValue);
};
```

The **DynValue** interface can represent both null and non-null valuetypes. For a **DynValue** representing a non-null valuetype, the **DynValue**'s components comprise the public and private members of the valuetype, including those inherited from concrete base valuetypes, in the order of definition. A **DynValue** representing a null valuetype has no components and a current position of **-1**.

The remaining operations on the **DynValue** interface generally have equivalent semantics to the same operations on **DynStruct**. When invoked on a **DynValue** representing a null valuetype, **get_members** and **get_members_as_dyn_any** raise **InvalidValue**. When invoked on a **DynValue** representing a non-null valuetype, **set_members** and **set_members_as_dyn_any** convert the **DynValue** to a non-null valuetype.

WARNING: Indiscriminately changing the contents of private valuetype members can cause the valuetype implementation to break by violating internal constraints. Access to private members is provided to support such activities as ORB bridging and debugging and should not be used to arbitrarily violate the encapsulation of the valuetype.

13.2.11 The DynValueBox Interface

DynValueBox objects are associated with boxed valuetypes.

```
local interface DynValueBox : DynValueCommon {
    any get_boxed_value()
        raises(InvalidValue);
    void set_boxed_value(in any boxed)
        raises(TypeMismatch, InvalidValue);
    DynAny get_boxed_value_as_dyn_any()
        raises(InvalidValue);
    void set_boxed_value_as_dyn_any(in DynAny boxed)
        raises(TypeMismatch);
};
```

The **DynValueBox** interface can represent both null and non-null valuetypes. For a **DynValueBox** representing a non-null valuetype, the **DynValueBox** has a single component of the boxed type. A **DynValueBox** representing a null valuetype has no components and a current position of **-1**.

```
any get_boxed_value()
    raises(InvalidValue);
```

The `get_boxed_value` operation returns the boxed value as an any. If the `DynBoxedValue` represents a null valuetype, the operation raises `InvalidValue`.

```
void set_boxed_value(in any boxed)
    raises(TypeMismatch, InvalidValue);
```

The `set_boxed_value` operation replaces the boxed value with the specified value. If the type of the passed Any is not equivalent to the boxed type, the operation raises `TypeMismatch`. If the passed `Any` does not contain a legal value, the operation raises `InvalidValue`. If the `DynBoxedValue` represents a **null valuetype**, it is converted to a non-null value.

The `get_boxed_value_as_dyn_any` and `set_boxed_value_as_dyn_any` have the same semantics as their any counterparts, but accept and return values of type `DynAny` instead of any.

13.3 Usage in C++ Language

13.3.1 Dynamic Creation of CORBA::Any values

13.3.1.1 Creating an any that contains a struct

Consider the following IDL definition:

```
// IDL
struct MyStruct {
    long member1;
    boolean member2;
};
```

The following example illustrates how a `CORBA::Any` value may be constructed on the fly containing a value of type `MyStruct`:

```
// C++
CORBA::ORB_var orb = ...;
DynamicAny::DynAnyFactory_var dafact
    = orb->resolve_initial_references("DynAnyFactory");
CORBA::StructMemberSeq mems(2);
CORBA::Any_var result;
CORBA::Long    value1 = 99;
CORBA::Boolean value2 = 1;
mems.length(2);
mems[0].name = CORBA::string_dup("member1");
mems[0].type = CORBA::TypeCode::_duplicate(CORBA::_tc_long);
mems[1].name = CORBA::string_dup("member2");
mems[1].type
    = CORBA::TypeCode::_duplicate(CORBA::_tc_boolean);
```



```

CORBA::TypeCode_var new_tc = orb->create_struct_tc(
    "IDL:MyStruct:1.0",
    "MyStruct",
    mems
);

// Construct the DynStruct object. Values for members are
// the value1 and value2 variables

DynamicAny::DynAny_ptr dyn_any
    = dafact->create_dyn_any(new_tc);
DynamicAny::DynStruct_ptr dyn_struct
    = DynamicAny::DynStruct::_narrow(dyn_any);
CORBA::release(dyn_any);
dyn_struct->insert_long(value1);
dyn_struct->next();
dyn_struct->insert_boolean(value2);
result = dyn_struct->to_any();
dyn_struct->destroy();
CORBA::release(dyn_struct);

```

13.3.2 Dynamic Interpretation of CORBA::Any values

13.3.2.1 Filtering of events

Suppose there is a CORBA object that receives events and prints all those events, which correspond to a data structure containing a member called `is_urgent` whose value is true.

The following fragment of code corresponds to a method that determines if an event should be printed or not. Note that the program allows several struct events to be filtered with respect to some common member.

```

// C++

CORBA::Boolean Tester::eval_filter(
    DynamicAny::DynAnyFactory_ptr dafact,
    const CORBA::Any & event
)
{
    CORBA::Boolean success = FALSE;
    DynamicAny::DynAny_var;
    try {
        // First, convert the event to a DynAny.
        // Then attempt to narrow it to a DynStruct.
        // The _narrow only returns a reference
        // if the event is a struct.
        dyn_var = dafact->create_dyn_any(event);
        DynamicAny::DynStruct_var dyn_struct
            = DynamicAny::DynStruct::_narrow(dyn_any);
        if (!CORBA::is_nil(dyn_struct)) {
            CORBA::Boolean found = FALSE;
            do {

```

```

        CORBA::String_var member_name
            = dyn_struct->current_member_name();
        found = (strcmp(member_name, "is_urgent") == 0);
    } while (!found && dyn_struct->next());
    if (found) {
        // We only create a DynAny object for the member
        // we were looking for:
        DynamicAny::DynAny_var dyn_member
            = dyn_struct->current_component();
        success = dyn_member->get_boolean();
    }
}
}
catch(...) {};
if (!CORBA::is_nil(dyn_var))
    dyn_var->destroy();
return success;
}

```

14 The Interface Repository

14.1 Overview

The Interface Repository is the component of the ORB that provides persistent storage of interface definitions—it manages and provides access to a collection of object definitions specified in IDL.

An ORB provides distributed access to a collection of objects using the objects' publicly defined interfaces specified in IDL. The Interface Repository provides for the storage, distribution, and management of a collection of related objects' interface definitions.

For an ORB to correctly process requests, it must have access to the definitions of the objects it is handling. Object definitions can be made available to an ORB in one of two forms:

1. By incorporating the information procedurally into stub routines (e.g., as code that maps C language subroutines into communication protocols).
2. As objects accessed through the dynamically accessible Interface Repository (i.e., as interface objects accessed through IDL-specified interfaces).

In particular, the ORB can use object definitions maintained in the Interface Repository to interpret and handle the values provided in a request to:

- Provide type-checking of request signatures (whether the request was issued through the DII or through a stub).
- Assist in checking the correctness of interface inheritance graphs.
- Assist in providing interoperability between different ORB implementations.

As the interface to the object definitions maintained in an Interface Repository is public, the information maintained in the Repository can also be used by clients and services. For example, the Repository can be used to:

- Manage the installation and distribution of interface definitions.
- Provide components of a CASE environment (for example, an interface browser).
- Provide interface information to language bindings (such as a compiler).
- Provide components of end-user environments (for example, a menu bar constructor).

The complete IDL specification for the Interface Repository is in IDL for Interface Repository on page 282; however, fragments of the specification are used throughout this clause as necessary.

14.2 Scope of an Interface Repository

Interface definitions are maintained in the Interface Repository as a set of objects that are accessible through a set of IDL-specified interface definitions. An interface definition contains a description of the operations it supports, including the types of the parameters, exceptions it may raise, and context information it may use.

In addition, the interface repository stores constant values, which might be used in other interface and value definitions or might simply be defined for programmer convenience and it stores TypeCodes [TypeCodes on page 136], which are values that describe a type in structural terms.

The Interface Repository uses modules as a way to group interfaces and to navigate through those groups by name. Modules can contain constants, typedefs, exceptions, interface/ component/home definitions, and other modules. Modules may, for example, correspond to the organization of IDL definitions. They may also be used to represent organizations defined for administration or other purposes.

The Interface Repository consists of a set of *interface repository objects* that represent the information in it. There are operations that operate on this apparent object structure. It is an implementation's choice whether these objects exist persistently or are created when referenced in an operation on the repository. There are also operations that extract information in an efficient form, obtaining a block of information that describes a whole interface or a whole operation.

An ORB may have access to multiple Interface Repositories. This may occur because

- two ORBs have different requirements for the implementation of the Interface Repository,
- an object implementation (such as an OODB) prefers to provide its own type information, or
- it is desired to have different additional information stored in different repositories.

The use of TypeCodes (TypeCodes on page 136) and repository identifiers is intended to allow different repositories to keep their information consistent.

As shown in Figure 14.1, the same interface **Doc** is installed in two different repositories, one at SoftCo, Inc., which sells Doc objects, and one at Customer, Inc., which buys Doc objects from SoftCo. SoftCo sets the repository id for the Doc interface when it defines it. Customer might first install the interface in its repository in a module where it could be tested before exposing it for general use. Because it has the same repository id, even though the Doc interface is stored in a different repository and is nested in a different module, it is known to be the same.

Meanwhile at SoftCo, someone working on a new Doc interface has given it a new repository id 456, which allows the ORBs to distinguish it from the current product Doc interface.

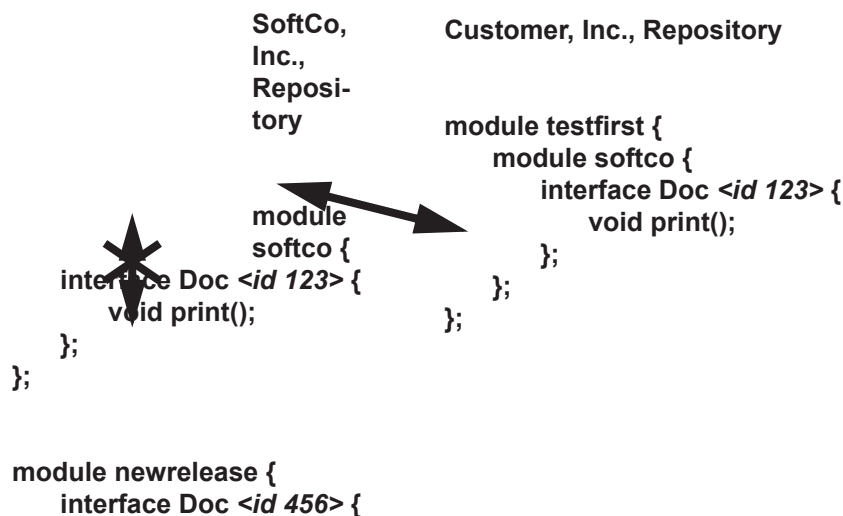


Figure 14.1 - Using Repository IDs to establish correspondence between repositories

Not all interfaces will be visible in all repositories. For example, Customer employees cannot see the new release of the Doc interface. However, widely used interfaces will generally be visible in most repositories.

This Interface Repository specification defines operations for retrieving information from the repository as well as creating definitions within it. There may be additional ways to insert information into the repository (for example, compiling IDL definitions, copying objects from one repository to another).

A critical use of the interface repository information is for connecting ORBs together. When an object is passed in a request from one ORB to another, it may be necessary to create a new object to represent the passed object in the receiving ORB. This may require locating the interface information in an interface repository in the receiving ORB. By getting the repository id from a repository in the sending ORB, it is possible to look up the interface in a repository in the receiving ORB. To succeed, the interface for that object must be installed in both repositories with the same repository id.

14.3 Implementation Dependencies

An implementation of an Interface Repository requires some form of persistent object store. Normally the kind of persistent object store used determines how interface definitions are distributed and/or replicated throughout a network domain. For example, if an Interface Repository is implemented using a filing system to provide object storage, there may be only a single copy of a set of interfaces maintained on a single machine. Alternatively, if an OODB is used to provide object storage, multiple copies of interface definitions may be maintained each of which is distributed across several machines to provide both high-availability and load-balancing.

The kind of object store used may determine the scope of interface definitions provided by an implementation of the Interface Repository. For example, it may determine whether each user has a local copy of a set of interfaces or if there is one copy per community of users. The object store may also determine whether or not all clients of an interface set see exactly the same set at any given point in time or whether latency in distributing copies of the set gives different users different views of the set at any point in time.

An implementation of the Interface Repository is also dependent on the security mechanism in use. The security mechanism (usually operating in conjunction with the object store) determines the nature and granularity of access controls available to constrain access to objects in the repository.

14.3.1 Managing Interface Repositories

Interface Repositories contain the information necessary to allow programs to determine and manipulate the type information at run-time. Programs may attempt to access the interface repository at any time by using the **get_interface** operation on the object reference. Once information has been installed in the repository, programs, stubs, and objects may depend on it. Updates to the repository must be done with care to avoid disrupting the environment. A variety of techniques are available to help do so.

A coherent repository is one whose contents can be expressed as a valid collection of IDL definitions. For example, all inherited interfaces exist, there are no duplicate operation names or other name collisions, all parameters have known types, and so forth. As information is added to the repository, it is possible that it may pass through incoherent states. Media failures or communication errors might also cause it to appear incoherent. In general, such problems cannot be completely eliminated.

Replication is one technique to increase the availability and performance of a shared database. It is likely that the same interface information will be stored in multiple repositories in a computing environment. Using repository IDs, the repositories can establish the identity of the interfaces and other information across the repositories.

Multiple repositories might also be used to insulate production environments from development activity. Developers might be permitted to make arbitrary updates to their repositories, but administrators may control updates to widely used repositories. Some repository implementations might permit sharing of information, for example, several developers'

repositories may refer to parts of a shared repository. Other repository implementations might instead copy the common information. In any case, the result should be a repository facility that creates the impression of a single, coherent repository.

The interface repository itself cannot make all repositories have coherent information, and it may be possible to enter information that does not make sense. The repository will report errors that it detects (e.g., defining two attributes with the same name) but might not report all errors, for example, adding an attribute to a base interface may or may not detect a name conflict with a derived interface. Despite these limitations, the expectation is that a combination of conventions, administrative controls, and tools that add information to the repository will work to create a coherent view of the repository information.

Transactions and concurrency control mechanisms defined by the Object Services may be used by some repositories when updating the repository. Those services are designed so that they can be used without changing the operations that update the repository. For example, a repository that supports the Transaction Service would inherit the Repository interface, which contains the update operations, as well as the Transaction interface, which contains the transaction management operations. (For more information about Object Services, including the Transaction and Concurrency Control Services, refer to the individual CORBA Services specifications.)

Often, rather than change the information, new versions will be created, allowing the old version to continue to be valid. The new versions will have distinct repository IDs and be completely different types as far as the repository and the ORBs are concerned. The IR provides storage for version identifiers for named types, but does not specify any additional versioning mechanism or semantics.

14.4 Basics

This sub clause introduces some basic ideas that are important to understanding the Interface Repository. Topics addressed in this sub clause are:

- Names and Identifiers
- Types and TypeCodes
- Interface Repository Objects
- Structure and Navigation of the Interface Repository

14.4.1 Names and Identifiers

Simple names are not necessarily unique within an Interface Repository; they are always relative to an explicit or implicit module. In this context, interface, struct, union, exception, and value type definitions are considered implicit modules.

Scoped names uniquely identify modules, interfaces, components, homes, value and event types, value members, value boxes, constant, typedefs, exceptions, attributes, and operations in an Interface Repository.

Repository identifiers globally identify modules, interfaces, components, homes, value and event types, value members, value boxes, constants, typedefs, exceptions, attributes, and operations. They can be used to synchronize definitions across multiple ORBs and Repositories.

14.4.2 Types and TypeCodes

The Interface Repository stores information about types that are not interfaces in a data value called a TypeCode. From the TypeCode alone it is possible to determine the complete structure of a type. See TypeCodes on page 136 for more information on the internal structure of TypeCodes.

14.4.3 Interface Repository Objects

Information about the entities that are managed in an Interface Repository is maintained as a collection of *interface repository objects* of the following types:

- **Repository**: the top-level module for the repository name space; it contains constants, typedefs, exceptions, interface, component, home, value or event type definitions, and modules.
- **ModuleDef**: a logical grouping of interfaces and value types; it contains constants, typedefs, exceptions, interface, component, home, value or event type definitions, and other modules.
- **InterfaceDef**: an interface definition; it contains lists of constants, types, exceptions, operations, and attributes.
- **ExtInterfaceDef**: an extended version of **InterfaceDef** that is capable of accommodating attributes with exceptions.
- **AbstractInterfaceDef**: an abstract interface definition; it contains lists of constants, types, exceptions, operations, and attributes.
- **ExtAbstractInterfaceDef**: an extended version of **AbstractInterfaceDef** that is capable of accommodating attributes with exceptions.
- **LocalInterfaceDef**: a local interface definition; it contains lists of constants, types, exceptions, operations, and attributes.
- **ExtLocalInterfaceDef**: an extended version of **LocalInterfaceDef** that is capable of accommodating attributes with exceptions.
- **ValueDef**: a value type definition that contains lists of constants, types, exceptions, operations, attributes, and members
- **ExtValueDef**: an extended version of **ValueDef** that is capable of accommodating attributes and initializers with exceptions.
- **EventDef**: an event type definition that contains lists of constants, types, exceptions, operations, attributes, and members.
- **ValueBoxDef**: the definition of a boxed value type.
- **ValueMemberDef**: the definition of a member of the value type.
- **AttributeDef**: the definition of an attribute of the interface or value type.
- **ExtAttributeDef**: an extended version of **AttributeDef** that is capable of accommodating attributes with exceptions.
- **OperationDef**: the definition of an operation of the interface, value or event type; it contains lists of parameters and exceptions raised by this operation.

- **TypedefDef:** base interface for definitions of named types that are not interfaces components, homes, or value and event types.
- **ConstantDef:** the definition of a named constant.
- **ExceptionDef:** the definition of an exception that can be raised by an operation.
- **ComponentDef:** a component definition; it contains lists of provides, uses, consumes, publishes, supports, emits, and attributes.
- **HomeDef:** a home definition; it contains lists of constants, types, exceptions, operations, attributes, factories and finders.
- **FactoryDef:** the definition of a factory; it is an operation that is specifically used for creating new instances of components in a home.
- **FinderDef:** the definition of a finder; it is an operation that is specifically used to find components within a home.
- **ProvidesDef:** the definition of an interface that is provided by a component.
- **UsesDef:** the definition of an interface that is used by a component.
- **EmitsDef:** the definition of events that are emitted by a component.
- **PublishesDef:** the definition of events that are published by a component.
- **ConsumesDef:** the definition of events that are consumed by a component.

The interface specifications for each *interface repository object* lists the attributes maintained by that object (see Interface Repository Interfaces on page 226). Many of these attributes correspond directly to IDL statements. An implementation can choose to maintain additional attributes to facilitate managing the Repository or to record additional (proprietary) information about an interface. Implementations that extend the IR interfaces shall do so by deriving new interfaces, not by modifying the standard interfaces.

The *CORBA* specification defines a minimal set of operations for *interface repository objects*. Additional operations that an implementation of the Interface Repository may provide could include operations that provide for the versioning of entities and for the reverse compilation of specifications (i.e., the generation of a file containing an object's IDL specification).

14.4.4 Structure and Navigation of the Interface Repository

The definitions in the Interface Repository are structured as a set of *interface repository objects*. These objects are structured the same way definitions are structured—some objects (definitions) “contain” other objects.

The containment relationships for the *interface repository objects* types in the Interface Repository are shown in Figure 14.2

Repository or ComponentIR::Repository	Each interface repository is represented by a global root repository object.
ConstantDef TypedefDef ExceptionDef [Ext]InterfaceDef [Ext]ValueDef EventDef - only in ComponentIR::Repository ValueBoxDef ModuleDef ComponentDef - only in ComponentIR::Repository HomeDef - only in ComponentIR::Repository	The Repository IR object represents the constants, typedefs, exceptions, interfaces, valuetypes, value boxes and modules that are defined outside the scope of a module.
ConstantDef TypedefDef ExceptionDef ValueBoxDef ModuleDef [Ext][Abstract local]InterfaceDef	The Module IR object represents the constants, typedefs, exceptions, interfaces, valuetypes, value boxes, eventtypes, components, homes and other modules defined within the scope of the module.
ConstantDef TypedefDef ExceptionDef [Ext]AttributeDef OperationDef	An Interface IR object represents constants, typedefs, exceptions, attributes, and operations defined within or inherited by the interface. Operation IR objects reference exception objects.
[Ext]ValueDef EventDef - only in ComponentIR::Repository	
ConstantDef TypedefDef ExceptionDef [Ext]AttributeDef OperationDef ValueMemberDef	A Valuetype IR object represents constants, typedefs, exceptions, attributes, and operations defined within or inherited by the interface. Operation IR objects reference ExceptionDef exception objects.
ComponentDef - only in ComponentIR::Repository ProvidesDef UsesDef EmitsDef PublishesDef ConsumesDef [Ext]AttributeDef	A ComponentDef IR object represents the provides, uses, emits, publishes, consumes and attributes contained in the component. Emits, publishes and consumes refers to event objects. Provides and uses refers to interface objects. AttributeDef IR objects reference exception objects
HomeDef - only in ComponentIR::Repository	
FactoryDef FinderDef	A HomeDef IR object represents factory and finder defined within or inherited by home. Factory and finder refer to exception objects.

Figure 14.2 - Interface Repository Object Containment

There are three ways to locate an interface in the Interface Repository, by:

1. Obtaining an **InterfaceDef** object directly from the ORB.

2. Navigating through the module name space using a sequence of names.
3. Locating the **InterfaceDef** object that corresponds to a particular repository identifier.

There are four ways to locate a component in the Interface Repository, by:

1. Obtaining an **ComponentDef** object directly from the ORB.
2. Navigating through the module name space using a sequence of names.
3. Locating the **ComponentDef** object that corresponds to a particular repository identifier.
4. Obtaining the **ComponentDef** from the **HomeDef** object corresponding to its home.

There are three ways to locate a home in the Interface Repository, by:

1. Obtaining a **HomeDef** object directly from the ORB.
2. Navigating through the module name space using a sequence of names.
3. Locating the **HomeDef** object that corresponds to a particular repository identifier.

NOTE: It should be noted that given a **ComponentDef** IR object, it is not possible to obtain the **HomeDef** IR object for the home that manages this component, since there could be multiple such homes, and the actual relation of a specific component to a specific home is available only at runtime. To get to the **HomeDef** object corresponding to the home of a given component, one needs to do a **CCMObject::get_home**, and then do a **CCMHome::get_home_def** on the home thus obtained.

Obtaining an **InterfaceDef** object directly is useful when an object is encountered whose type was not known at compile time. By using the **get_interface** operation on the object reference, it is possible to retrieve the Interface Repository information about the object. That information could then be used to perform operations on the object. Similarly, by using the **CCMObject::get_component_def** operation, it is possible to retrieve the Component Repository information about a component.

Navigating the module name space is useful when information about a particular named interface is desired. Starting at the root module of the repository, it is possible to obtain entries by name.

Locating the **InterfaceDef** object by ID is useful when looking for an entry in one repository that corresponds to another. A repository identifier must be globally unique. By using the same identifier in two repositories, it is possible to obtain the interface identifier for an interface in one repository, and then obtain information about that interface from another repository that may be closer or contain additional information about the interface.

Analogous operations are provided for manipulating value and event types.

The **ComponentIR** module contains the IR Objects that were added to reflect new IDL constructs that were added to support Components. These are built upon the IR interfaces defined in **CORBA** module including **ExtInterfaceDef**, **ExtValueDef**, and **ExtAttributeDef** and thus are backward compatible extensions of the 2.5 and earlier versions of the IR.

14.5 Interface Repository Interfaces

Several interfaces are used as *base interfaces* for objects in the IR. These *base interfaces* are not instantiable.

A common set of operations is used to locate objects within the Interface Repository. These operations are defined in the interfaces **IObject**, **Container**, and **Contained** described below. All IR objects inherit from the **IObject** interface, which provides an operation for identifying the actual type of the object. Objects that are containers inherit navigation operations from the **Container** interface. Objects that are contained by other objects inherit navigation operations from the **Contained** interface.

The **IDLType** interface is inherited by all IR objects that represent IDL types, including interfaces, typedefs, and anonymous types. The **TypeDefDef** interface is inherited by all named non-interface types.

The *base interfaces* **IObject**, **Contained**, **Container**, **IDLType**, **TypeDefDef** **ComponentIR::Container** and **ComponentIR::EventPortDef** are not instantiable.

All string data in the Interface Repository are encoded as defined by the ISO 8859-1 coded character set.

Interface Repository operations indicate error conditions using the system exceptions **BAD_PARAM** and **BAD_INV_ORDER** with specific minor codes. The specific operations that raise these exceptions are documented in the description of the operations. For a description of how these minor codes are encoded in the **ex_body** of standard exceptions see System Exceptions on page 146 and Standard Minor Exception Codes on page 153. The exceptions and minor codes that are used by Interface Repository interfaces are as follows:

Exception	Minor Code	Explanation
BAD_PARAM	2	RID is already defined in IFR
	3	Name already used in the context in IFR
	4	Target is not a valid container
	5	Name clash in inherited context
	31	Attempt to define a oneway operation with non-void result, out or inout parameters or user exceptions.
BAD_INV_ORDER	1	Dependency exists in IFR preventing destruction of this object
	2	Attempt to destroy indestructible objects in IFR

14.5.1 Supporting Type Definitions

Several types are used throughout the IR interface definitions.

```

module CORBA {
    typedef string          Identifier;
    typedef string          ScopedName;
    typedef string          RepositoryId;

    enum DefinitionKind {
        dk_none, dk_all,
        dk_Attribute, dk_Constant, dk_Exception, dk_Interface,
        dk_Module, dk_Operation, dk_Typedef,
        dk_Alias, dk_Struct, dk_Union, dk_Enum,
        dk_Primitive, dk_String, dk_Sequence, dk_Array,
        dk_Repository,
    }
}

```

```

    dk_Wstring, dk_Fixed,
    dk_Value, dk_ValueBox, dk_ValueMember,
    dk_Native,
    dk_AbstractInterface,
    dk_LocalInterface
    dk_Component, dk_Home,
    dk_Factory, dk_Finder,
    dk_Emits, dk_Publishes, dk_Consumes,
    dk_Provides, dk_Uses,
    dk_Event
};
};

```

Identifiers are the simple names that identify modules, interfaces, components, homes, value and event types, value members, value boxes, constants, typedefs, exceptions, attributes, operations, ports, and native types. They correspond exactly to IDL identifiers. An **Identifier** is not necessarily unique within an entire Interface Repository; it is unique only within a particular **Repository**, **ModuleDef**, **InterfaceDef**, **ComponentDef**, **HomeDef**, **ValueDef**, **EventDef**, **OperationDef**, **FactoryDef**, or **FinderDef**.

A **ScopedName** is a name made up of one or more **Identifiers** separated by the characters “::”. They correspond to IDL scoped names.

An *absolute* **ScopedName** is one that begins with “::” and unambiguously identifies a definition in a **Repository**. An *absolute* **ScopedName** in a **Repository** corresponds to a *global name* in an IDL file. A *relative* **ScopedName** does not begin with “::” and must be resolved relative to some context.

A **RepositoryId** is an identifier used to uniquely and globally identify a module, interface, component, home, value type, event type, value member, value box, native type, constant, typedef, exception, attribute, or operation. As **RepositoryIds** are defined as strings, they can be manipulated (e.g., copied and compared) using a language binding’s string manipulation routines.

A **DefinitionKind** identifies the type of an IR object.

14.5.2 IRObjct

The *base interface* **IRObjct** represents the most generic interface from which all other Interface Repository interfaces are derived, even the Repository itself.

```

module CORBA {
    interface IRObjct {
        // read interface
        readonly attribute DefinitionKind def_kind;
        // write interface
        void destroy ();
    };
};

```

14.5.2.1 Read Interface

The **def_kind type_name** attribute identifies the type of the definition.

14.5.2.2 Write Interface

The **destroy** operation causes the object to cease to exist. If the object is a **Container**, **destroy** is applied to all its contents. If the object contains an **IDLType** attribute for an anonymous type, that **IDLType** is destroyed. If the object is currently contained in some other object, it is removed. If **destroy** is invoked on a **Repository** or on a **PrimitiveDef**, then the **BAD_INV_ORDER** exception is raised with minor value 2. Implementations may vary in their handling of references to an object that is being destroyed, but the Repository should not be left in an incoherent state. Attempt to destroy an object that would leave the repository in an incoherent state shall cause **BAD_INV_ORDER** exception to be raised with the minor code 1.

14.5.3 Contained

The *base interface* **Contained** is inherited by all Interface Repository interfaces that are contained by other IR objects. All objects within the Interface Repository, except the root object (**Repository**) and definitions of anonymous (**ArrayDef**, **StringDef**, **WstringDef**, **FixedDef**, and **SequenceDef**), and primitive types are contained by other objects.

```
module CORBA {
    typedef string VersionSpec;

    interface Contained : IObject {
        // read/write interface

        attribute RepositoryId      id;
        attribute Identifier         name;
        attribute VersionSpec       version;

        // read interface

        readonly attribute Container    defined_in;
        readonly attribute ScopedName  absolute_name;
        readonly attribute Repository  containing_repository;

        struct Description {
            DefinitionKind  kind;
            any             value;
        };

        Description describe ();

        // write interface

        void move (
            in Container    new_container,
            in Identifier   new_name,
            in VersionSpec  new_version
        );
    };
};
```

14.5.3.1 Read Interface

An object that is contained by another object has an **id** attribute that identifies it globally, and a **name** attribute that identifies it uniquely within the enclosing **Container** object. It also has a **version** attribute that distinguishes it from other versioned objects with the same **name**. IRs are not required to support simultaneous containment of multiple versions of the same named object. Supporting multiple versions will require mechanisms and policy not specified in this document.

Contained objects also have a **defined_in** attribute that identifies the **Container** within which they are defined. Objects can be contained either because they are defined within the containing object (for example, an interface is defined within a module) or because they are inherited by the containing object (for example, an operation may be contained by an interface because the interface inherits the operation from another interface). If an object is contained through inheritance, the **defined_in** attribute identifies the **InterfaceDef** or **ValueDef** from which the object is inherited.

The **absolute_name** attribute is an absolute **ScopedName** that identifies a **Contained** object uniquely within its enclosing **Repository**. If this object's **defined_in** attribute references a **Repository**, the **absolute_name** is formed by concatenating the string "::" and this object's **name** attribute. Otherwise, the **absolute_name** is formed by concatenating the **absolute_name** attribute of the object referenced by this object's **defined_in** attribute, the string "::", and this object's **name** attribute.

The **containing_repository** attribute identifies the **Repository** that is eventually reached by recursively following the object's **defined_in** attribute.

The **within** operation returns the list of objects that contain the object. If the object is an interface or module it can be contained only by the object that defines it. Other objects can be contained by the objects that define them and by the objects that inherit them.

The **describe** operation returns a structure containing information about the interface. The description structure associated with each interface is provided below with the interface's definition. The kind of definition described by name of the structure returned is provided with the returned structure. The **kind** field of the returned **Description** struct shall give the **DefinitionKind** for the most derived type of the object. For example, if the **describe** operation is invoked on an attribute object, the **kind** field contains **dk_Attribute** name field contains "AttributeDescription" and the **value** field contains an **any**, which contains the **AttributeDescription** structure. The **kind** field in this must contain **dk_attribute** and not the kind of any **IRObj** from which the **attribute** object is derived. For example returning **dk_all** would be an error.

14.5.3.2 Write Interface

Setting the **id** attribute changes the global identity of this definition. A **BAD_PARAM** exception is raised with minor code 2 if an object with the specified **id** attribute already exists within this object's **Repository**.

Setting the **name** attribute changes the identity of this definition within its **Container**. A **BAD_PARAM** exception is raised with minor code 1 if an object with the specified **name** attribute already exists within this object's **Container**. The **absolute_name** attribute is also updated, along with any other attributes that reflect the name of the object. If this object is a **Container**, the **absolute_name** attribute of any objects it contains are also updated.

The **move** operation atomically removes this object from its current **Container**, and adds it to the **Container** specified by **new_container** must satisfy the following conditions:

- It must be in the same **Repository**. If it is not, then **BAD_PARAM** exception is raised with minor code 4.
- It must be capable of containing this object's type (see Structure and Navigation of the Interface Repository on page 224). If it is not, then **BAD_PARAM** exception is raised with minor code 4.

- It must not already contain an object with this object's name (unless multiple versions are supported by the IR). If this condition is not satisfied, then BAD_PARAM exception is raised with minor code 3.

The **name** attribute is changed to **new_name**, and the **version** attribute is changed to **new_version**.

The **defined_in** and **absolute_name** attributes are updated to reflect the new container and **name**. If this object is also a **Container**, the **absolute_name** attributes of any objects it contains are also updated.

14.5.4 Container

The *base interface* **Container** is used to form a containment hierarchy in the Interface Repository. A **Container** can contain any number of objects derived from the **Contained** interface. All **Containers**, except for **Repository**, are also derived from **Contained**.

```

module CORBA {
    typedef sequence <Contained> ContainedSeq;

    interface Container : IObject {
        // read interface

        Contained lookup (in ScopedName search_name);

        ContainedSeq contents (
            in DefinitionKind    limit_type,
            in boolean           exclude_inherited
        );

        ContainedSeq lookup_name (
            in Identifier         search_name,
            in long               levels_to_search,
            in DefinitionKind    limit_type,
            in boolean           exclude_inherited
        );

        struct Description {
            Contained    contained_object;
            DefinitionKind kind;
            any          value;
        };

        typedef sequence<Description> DescriptionSeq;

        DescriptionSeq describe_contents (
            in DefinitionKind    limit_type,
            in boolean           exclude_inherited,
            in long               max_returned_objs
        );

        // write interface
    }
}

```

```

ModuleDef create_module (
    in RepositoryId    id,
    in Identifier      name,
    in VersionSpec     version
);

ConstantDef create_constant (
    in RepositoryId    id,
    in Identifier      name,
    in VersionSpec     version,
    in IDLType         type,
    in any              value
);

StructDef create_struct (
    in RepositoryId    id,
    in Identifier      name,
    in VersionSpec     version,
    in StructMemberSeq members
);

UnionDef create_union (
    in RepositoryId    id,
    in Identifier      name,
    in VersionSpec     version,
    in IDLType         discriminator_type,
    in UnionMemberSeq members
);

EnumDef create_enum (
    in RepositoryId    id,
    in Identifier      name,
    in VersionSpec     version,
    in EnumMemberSeq  members
);

AliasDef create_alias (
    in RepositoryId    id,
    in Identifier      name,
    in VersionSpec     version,
    in IDLType         original_type
);

InterfaceDef create_interface (
    in RepositoryId    id,
    in Identifier      name,
    in VersionSpec     version,
    in InterfaceDefSeq base_interfaces,
);

```



```

ExceptionDef create_exception(
    in RepositoryId    id,
    in Identifier      name,
    in VersionSpec     version,
    in StructMemberSeq members
);

ValueDef create_value(
    in RepositoryId    id,
    in Identifier      name,
    in VersionSpec     version,
    in boolean         is_custom,
    in boolean         is_abstract,
    in ValueDef        base_value,
    in boolean         is_truncatable,
    in ValueDefSeq     abstract_base_values,
    in InterfaceDefSeq supported_interfaces,
    in InitializerSeq  initializers
);

ValueBoxDef create_value_box(
    in RepositoryId    id,
    in Identifier      name,
    in VersionSpec     version,
    in IDLType         original_type_def
);

NativeDef create_native(
    in RepositoryId    id,
    in Identifier      name,
    in VersionSpec     version
);

AbstractInterfaceDef create_abstract_interface(
    in RepositoryId id,
    in Identifier name,
    in VersionSpec version,
    in AbstractInterfaceDefSeq base_interfaces,
);

LocalInterfaceDef create_local_interface(
    in RepositoryId id,
    in Identifier name,
    in VersionSpec version,
    in InterfaceDefSeq base_interfaces
);

ExtValueDef create_ext_value (
    in RepositoryId    id,
    in Identifier      name,
    in VersionSpec     version,

```

```

        in boolean          is_custom,
        in boolean          is_abstract,
        in ValueDef         base_value,
        in boolean          is_truncatable,
        in ValueDefSeq      abstract_base_values,
        in InterfaceDefSeq supported_interfaces,
        in ExtInitializerSeq initializers
    );
};
};

```

14.5.4.1 Read Interface

The **lookup** operation locates a definition relative to this container given a scoped name using IDL's name scoping rules. An absolute scoped name (beginning with "::") locates the definition relative to the enclosing **Repository**. If no object is found, a nil object reference is returned.

The **contents** operation returns the list of objects directly contained by or inherited into the object. The operation is used to navigate through the hierarchy of objects. Starting with the Repository object, a client uses this operation to list all of the objects contained by the Repository, all of the objects contained by the modules within the Repository, and then all of the interfaces and value types within a specific module, and so on.

limit_type	If limit_type is set to dk_all "all," objects of all interface types are returned. For example, if this is an InterfaceDef, the attribute, operation, and exception objects are all returned. If limit_type is set to a specific interface, only objects of that interface type are returned. For example, only attribute objects are returned if limit_type is set to dk_Attribute "AttributeDef."
exclude_inherited	If set to TRUE, inherited objects (if there are any) are not returned. If set to FALSE, all contained objects—whether contained due to inheritance or because they were defined within the object—are returned.

The lookup_name operation is used to locate an object by name within a particular object or within the objects contained by that object. Use of values of levels_to_search of 0 or of negative numbers other than -1 is undefined.

search_name	Specifies which name is to be searched for.
levels_to_search	Controls whether the lookup is constrained to the object the operation is invoked on or whether it should search through objects contained by the object as well.

Setting levels_to_search to -1 searches the current object and all contained objects. Setting levels_to_search to 1 searches only the current object. Use of values of levels_to_search of 0 or of negative numbers other than -1 is undefined.

The describe_contents operation combines the contents operation and the describe operation. For each object returned by the contents operation, the description of the object is returned (i.e., the object's describe operation is invoked and the results returned).

max_returned_objs	Limits the number of objects that can be returned in an invocation of the call to the number provided. Setting the parameter to -1 means return all contained objects.
-------------------	------------------------------------------------------------------------------------------------------------------------------------------------------------------------

contents and **describe_contents** return a list of elements in their original order (i.e., the order in which the elements were created in or moved into the container). If **exclude_inherited** is false, the ordering of inherited elements is undefined.

14.5.4.2 Write Interface

The **Container** interface provides operations to create **ModuleDefs**, **ConstantDefs**, **StructDefs**, **UnionDefs**, **EnumDefs**, **AliasDefs**, **InterfaceDefs**, **ValueDefs**, **ValueBoxDefs**, and **NativeDefs** as contained objects. The **defined_in** attribute of a definition created with any of these operations is initialized to identify the **Container** on which the operation is invoked, and the **containing_repository** attribute is initialized to its **Repository**.

The **create_<type>** operations all take **id** and **name** parameters that are used to initialize the identity of the created definition. A **BAD_PARAM** exception is raised with minor code 2 if an object with the specified **id** already exists in the **Repository**. A **BAD_PARAM** exception with minor code 3 is raised if the specified **name** already exists within this **Container** and multiple versions are not supported. Certain interfaces derived from **Container** may restrict the types of definitions that they may contain. Any **create_<type>** operation that would insert a definition that is not allowed by a **Container** will raise the **BAD_PARAM** exception with minor code 4.

The **create_module** operation returns a new empty **ModuleDef**. Definitions can be added using **Container::create_<type>** operations on the new module, or by using the **Contained::move** operation.

The **create_constant** operation returns a new **ConstantDef** with the specified **type** and **value**.

The **create_struct** operation returns a new **StructDef** with the specified **members**. The **type** member of the **StructMember** structures is ignored, and should be set to **TC_void**. See **StructDef** on page 239 for more information.

The **create_union** operation returns a new **UnionDef** with the specified **discriminator_type** and **members**. The **type** member of the **UnionMember** structures is ignored, and should be set to **TC_void**. See **UnionDef** on page 240 for more information.

The **create_enum** operation returns a new **EnumDef** with the specified **members**. See **EnumDef** on page 241 for more information.

The **create_alias** operation returns a new **AliasDef** with the specified **original_type**.

The **create_interface** operation returns a new empty **ExtInterfaceDef** with the specified **base_interfaces**. Type, exception, and constant definitions can be added using **Container::create_<type>** operations on the new **InterfaceDef**. **OperationDefs** can be added using **InterfaceDef::create_operation** and **AttributeDefs** can be added using **InterfaceDef::create_attribute**. Definitions can also be added using the **Contained::move** operation.

The **create_abstract_interface** operation returns a new empty **ExtAbstractInterfaceDef** with the specified **base_interfaces**. Type, exception, and constant definitions can be added using **Container::create_<type>** operations on the new **AbstractInterfaceDef**. **OperationDefs** can be added using **AbstractInterfaceDef::create_operation** and **AttributeDefs** can be added using **AbstractInterfaceDef::create_attribute**. Definitions can also be added using the **Contained::move** operation.

The **create_local_interface** operation returns a new empty **ExtLocalInterfaceDef** with the specified **base_interfaces**. Type, exception, and constant definitions can be added using **Container::create_<type>** operations on the new **LocalInterfaceDef**. **OperationDefs** can be added using **LocalInterfaceDef::create_operation** and **AttributeDefs** can be added using **LocalInterfaceDef::create_attribute**. Definitions can also be added using the **Contained::move** operation.

The **create_value** operation returns a new empty **ValueDef** with the specified base interfaces and values (**base_value**, **supported_interfaces**, and **abstract_base_values**) as well as the other information describing the new values characteristics (**is_custom**, **is_abstract**, **is_truncatable**, and **initializers**). Type, exception, and constant definitions can be added using **Container::create_<type>** operations on the new **ValueDef**. **OperationDefs** can be added using **ValueDef::create_operation** and **AttributeDefs** can be added using **ValueDef::create_attribute**. Definitions can also be added using the **Contained::move** operation.

The **create_value_box** operation returns a new **ValueBoxDef** with the specified **original_type_def**.

The **create_exception** operation returns a new **ExceptionDef** with the specified members. The **type** member of the **StructMember** structures should be set to **TC_void**.

The **create_native** operation returns a new **NativeDef** with the specified **name**.

The **create_ext_value** operation returns a new empty **ExtValueDef** with the specified base interfaces and values (**base_value**, **supported_interfaces**, and **abstract_base_values**) as well as the other information describing the new values characteristics (**is_custom**, **is_abstract**, **is_truncatable**, and **initializers**). The **initializers** argument is of type **ExtInitializerSeq** allowing one to specify user exceptions for initializers. Type, exception, and constant definitions can be added using **Container::create_<type>** operations on the new **ExtValueDef**. **OperationDefs** can be added using **ExtValueDef::create_operation** and **ExtAttributeDefs** can be added using **ExtValueDef::create_ext_attribute**. Definitions can also be added using the **Contained::move** operation.

14.5.5 IDLType

The *base interface* **IDLType** is inherited by all IR objects that represent IDL types. It provides access to the **TypeCode** describing the type, and is used in defining other interfaces wherever definitions of IDL types must be referenced.

```
module CORBA {
    interface IDLType : IObject {
        readonly attribute TypeCode type;
    };
};
```

The **type** attribute describes the type defined by an object derived from **IDLType**.

14.5.6 Repository

Repository is an interface that provides global access to the Interface Repository that does not support access to information related to CORBA Components. The **Repository** object can contain constants, typedefs, exceptions, interfaces, value types, value boxes, native types, and modules. As it inherits from **Container**, it can be used to look up any definition (whether globally defined or defined within a module or interface) either by **name** or by **id**.

Since **Repository** derives only from **Container** and not from **Contained**, it does not have a **RepositoryId** associated with it. By default it is deemed to have the **RepositoryId** "" (the empty string) for purposes of assigning a value to the **defined_in** field of the **description** structure of **ModuleDef**, **InterfaceDef**, **ValueDef**, **ValueBoxDef**, **TypeDefDef**, **ExceptionDef**, and **ConstantDef** that are contained immediately in the Repository object.

There may be more than one Interface Repository in a particular ORB environment (although some ORBs might require that definitions they use be registered with a particular repository). Each ORB environment will provide a means for obtaining object references to the Repositories available within the environment.

```

module CORBA {
  interface Repository : Container {
    // read interface

    Contained lookup_id (in RepositoryId search_id);

    TypeCode get_canonical_typecode(in TypeCode tc);

    PrimitiveDef get_primitive (in PrimitiveKind kind);

    // write interface

    StringDef create_string (in unsigned long bound);

    WstringDef create_wstring(in unsigned long bound);

    SequenceDef create_sequence (
      in unsigned long bound,
      in IDLType element_type
    );

    ArrayDef create_array (
      in unsigned long length,
      in IDLType element_type
    );

    FixedDef create_fixed(
      in unsigned short digits,
      in short scale
    );
  };
};

```

14.5.6.1 Read Interface

The **lookup_id** operation is used to lookup an object in a **Repository** given its **RepositoryId**. If the **Repository** does not contain a definition for **search_id**, a nil object reference is returned. The **lookup_id** operations always return a nil reference if the value of **search_id** is **IDL:omg.org/CORBA/Object:1.0**, or **IDL:omg.org/CORBA/ValueBase:1.0**, signifying the fact that the implicit base types are not contained in the Interface Repository.

The **get_canonical_typecode** operation looks up the **TypeCode** in the Interface Repository and returns an equivalent **TypeCode** that includes all **repository ids**, **names**, and **member_names**. If the top level **TypeCode** does not contain a **RepositoryId**, such as array and sequence **TypeCodes**, or **TypeCodes** from older ORBs, or if it contains a **RepositoryId** that is not found in the target **Repository**, then a new **TypeCode** is constructed by recursively calling **get_canonical_typecode** on each member **TypeCode** of the original **TypeCode**.

The **get_primitive** operation returns a reference to a **PrimitiveDef** (see PrimitiveDef on page 242) with the specified **kind** attribute. All **PrimitiveDefs** are immutable and are owned by the **Repository**.

14.5.6.2 Write Interface

The five **create_<type>** operations that create new IR objects defining anonymous types. As these interfaces are not derived from **Contained**, it is the caller's responsibility to invoke **destroy** on the returned object if it is not successfully used in creating a definition that is derived from **Contained**. Each anonymous type definition must be used in defining exactly one other object.

1. The **create_string** operation returns a new **StringDef** with the specified **bound**, which must be non-zero. The **get_primitive** operation is used for unbounded strings.
2. The **create_wstring** operation returns a new **WstringDef** with the specified **bound**, which must be non-zero. The **get_primitive** operation is used for unbounded strings.
3. The **create_sequence** operation returns a new **SequenceDef** with the specified **bound** and **element_type**.
4. The **create_array** operation returns a new **ArrayDef** with the specified **length** and **element_type**.
5. The **create_fixed** operation returns a new **FixedDef** with the specified number of digits and scale. The number of digits must be from 1 to 31, inclusive.

14.5.7 ModuleDef

A **ModuleDef** can contain constants, typedefs, exceptions, interfaces, value types, value boxes, native types, and other module objects.

```
module CORBA {
  interface ModuleDef : Container, Contained {};

  struct ModuleDescription {
    Identifier  name;
    RepositoryId id;
    RepositoryId defined_in;
    VersionSpec version;
  };
};
```

The inherited **describe** operation for a **ModuleDef** object returns a **ModuleDescription**.

14.5.8 ConstantDef

A **ConstantDef** object defines a named constant.

```
module CORBA {
  interface ConstantDef : Contained {
    readonly attribute TypeCode type;
    attribute IDLType          type_def;
    attribute any               value;
  };

  struct ConstantDescription {
    Identifier  name;
    RepositoryId id;
  };
};
```

```

        RepositoryId    defined_in;
        VersionSpec     version;
        TypeCode        type;
        any              value;
    };
};

```

14.5.8.1 Read Interface

The **type** attribute specifies the **TypeCode** describing the type of the constant. The type of a constant must be one of the primitive types allowed in constant declarations (see Constant Declaration on page 27). The **type_def** attribute identifies the definition of the type of the constant.

The **value** attribute contains the value of the constant, not the computation of the value (e.g., the fact that it was defined as “1+2”).

The **describe** operation for a **ConstantDef** object returns a **ConstantDescription**.

14.5.8.2 Write Interface

Setting the **type_def** attribute also updates the **type** attribute.

When setting the **value** attribute, the **TypeCode** of the supplied any must be equal to the **type** attribute of the **ConstantDef**.

14.5.9 TypedefDef

The *base interface* **TypedefDef** is inherited by all named non-object.types (structures, unions, enumerations, and aliases). The **TypedefDef** interface is not inherited by the definition objects for primitive or anonymous types.

```

module CORBA {
    interface TypedefDef : Contained, IDLType {};

    struct TypeDescription {
        Identifier    name;
        RepositoryId id;
        RepositoryId defined_in;
        VersionSpec  version;
        TypeCode     type;
    };
};

```

The inherited **describe** operation for interfaces derived from **TypedefDef** returns a **TypeDescription**.

14.5.10 StructDef

A **StructDef** represents an IDL structure definition. It can contain structs, unions, and enums.

```

module CORBA {
    struct StructMember {
        Identifier    name;
    };
};

```

```

        TypeCode      type;
        IDLType       type_def;
};

typedef sequence <StructMember> StructMemberSeq;

interface StructDef : TypedefDef, Container {
    attribute StructMemberSeq    members;
};
};

```

14.5.10.1 Read Interface

The **members** attribute contains a description of each structure member. The inherited **type** attribute is a **tk_struct TypeCode** describing the structure.

14.5.10.2 Write Interface

Setting the **members** attribute also updates the **type** attribute. When setting the **members** attribute, the **type** member of the **StructMember** structure should be set to **TC_void**.

A **StructDef** used as a **Container** may only contain **StructDef**, **UnionDef**, or **EnumDef** definitions.

14.5.11 UnionDef

A **UnionDef** represents an IDL union definition.

```

module CORBA {
    struct UnionMember {
        Identifier    name;
        any           label;
        TypeCode      type;
        IDLType       type_def;
    };
    typedef sequence <UnionMember> UnionMemberSeq;

    interface UnionDef : TypedefDef, Container {
        readonly attribute TypeCode    discriminator_type;
        attribute IDLType              discriminator_type_def;
        attribute UnionMemberSeq       members;
    };
};

```

14.5.11.1 Read Interface

The **discriminator_type** and **discriminator_type_def** attributes describe and identify the union's discriminator type.

The **members** attribute contains a description of each union member. The **label** of each **UnionMemberDescription** is a distinct value of the **discriminator_type**. Adjacent members can have the same **name**. Members with the same **name** must also have the same **type**. A **label** with type **octet** and value 0 indicates the default union member.

The inherited **type** attribute is a **tk_union TypeCode** describing the union.

14.5.11.2 Write Interface

Setting the **discriminator_type_def** attribute also updates the **discriminator_type** attribute and setting the **discriminator_type_def** or **members** attribute also updates the **type** attribute.

When setting the **members** attribute, the **type** member of the **UnionMember** structure should be set to **TC_void**.

A **UnionDef** used as a **Container** may only contain **StructDef**, **UnionDef**, or **EnumDef** definitions.

14.5.12 EnumDef

An **EnumDef** represents an IDL enumeration definition.

```
module CORBA {
    typedef sequence <Identifier> EnumMemberSeq;

    interface EnumDef : TypedefDef {
        attribute EnumMemberSeq members;
    };
};
```

14.5.12.1 Read Interface

The **members** attribute contains a distinct name for each possible value of the enumeration.

The inherited **type** attribute is a **tk_enum TypeCode** describing the enumeration.

14.5.12.2 Write Interface

Setting the **members** attribute also updates the **type** attribute.

14.5.13 AliasDef

An **AliasDef** represents an IDL typedef that aliases another definition.

```
module CORBA {
    interface AliasDef : TypedefDef {
        attribute IDLType original_type_def;
    };
};
```

14.5.13.1 Read Interface

The **original_type_def** attribute identifies the type being aliased.

The inherited **type** attribute is a **tk_alias TypeCode** describing the alias.

14.5.13.2 Write Interface

Setting the **original_type_def** attribute also updates the **type** attribute.

14.5.14 PrimitiveDef

A **PrimitiveDef** represents one of the IDL primitive types. As primitive types are unnamed, this interface is not derived from **TypedefDef** or **Contained**.

```
module CORBA {
    enum PrimitiveKind {
        pk_null, pk_void, pk_short, pk_long, pk_ushort, pk_ulong,
        pk_float, pk_double, pk_boolean, pk_char, pk_octet,
        pk_any, pk_TypeCode, pk_Principal, pk_string, pk_objref,
        pk_longlong, pk_ulonglong, pk_longdouble, pk_wchar, pk_wstring,
        pk_value_base
    };

    interface PrimitiveDef: IDLType {
        readonly attribute PrimitiveKind kind;
    };
};
```

The **kind** attribute indicates which primitive type the **PrimitiveDef** represents. There are no **PrimitiveDefs** with kind **pk_null**. A **PrimitiveDef** with kind **pk_string** represents an unbounded string. A **PrimitiveDef** with kind **pk_objref** represents the IDL type **Object**. A **PrimitiveDef** with kind **pk_value_base** represents the IDL type **ValueBase**.

The inherited **type** attribute describes the primitive type. All **PrimitiveDefs** are owned by the Repository. References to them are obtained using **Repository::get_primitive**.

14.5.15 StringDef

A **StringDef** represents an IDL bounded string type. The unbounded string type is represented as a **PrimitiveDef**. As string types are anonymous, this interface is not derived from **TypedefDef** or **Contained**.

```
module CORBA {
    interface StringDef : IDLType {
        attribute unsigned long bound;
    };
};
```

The **bound** attribute specifies the maximum number of characters in the string and must not be zero. The inherited **type** attribute is a **tk_string TypeCode** describing the string.

14.5.16 WstringDef

A **WstringDef** represents an IDL wide string. The unbounded wide string type is represented as a **PrimitiveDef**. As wide string types are anonymous, this interface is not derived from **TypedefDef** or **Contained**.

```
module CORBA {
    interface WstringDef : IDLType {
        attribute unsigned long bound;
    };
};
```

The **bound** attribute specifies the maximum number of wide characters in a wide string, and must not be zero. The inherited **type** attribute is a **tk_wstring TypeCode** describing the wide string.

14.5.17 FixedDef

A **FixedDef** represents an IDL fixed point type.

```
module CORBA {
    interface FixedDef : IDLType {
        attribute unsigned short digits;
        attribute short scale;
    };
};
```

The **digits** attribute specifies the total number of decimal digits in the number, and must be from 1 to 31, inclusive. The **scale** attribute specifies the position of the decimal point.

The inherited **type** attribute is a **tk_fixed TypeCode**, which describes a fixed-point decimal number.

14.5.18 SequenceDef

A **SequenceDef** represents an IDL sequence type. As sequence types are anonymous, this interface is not derived from **TypedefDef** or **Contained**.

```
module CORBA {
    interface SequenceDef : IDLType {
        attribute unsigned long bound;
        readonly attribute TypeCode element_type;
        attribute IDLType element_type_def;
    };
};
```

14.5.18.1 Read Interface

The **bound** attribute specifies the maximum number of elements in the sequence. A **bound** of zero indicates an unbounded sequence.

The type of the elements is described by **element_type** and identified by **element_type_def**. The inherited **type** attribute is a **tk_sequence TypeCode** describing the sequence.

14.5.18.2 Write Interface

Setting the **element_type_def** attribute also updates the **element_type** attribute. Setting the **bound** or **element_type_def** attribute also updates the **type** attribute.

14.5.19 ArrayDef

An **ArrayDef** represents an IDL array type. As array types are anonymous, this interface is not derived from **TypedefDef** or **Contained**.

```

module CORBA {
    interface ArrayDef : IDLType {
        attribute unsigned long    length;
        readonly attribute TypeCode element_type;
        attribute IDLType          element_type_def;
    };
};

```

14.5.19.1 Read Interface

The **length** attribute specifies the number of elements in the array.

The type of the elements is described by **element_type** and identified by **element_type_def**. Since an **ArrayDef** only represents a single dimension of an array, multi-dimensional IDL arrays are represented by multiple **ArrayDef** objects, one per array dimension. The **element_type_def** attribute of the **ArrayDef** representing the leftmost index of the array, as defined in IDL, will refer to the **ArrayDef** representing the next index to the right, and so on. The innermost **ArrayDef** represents the rightmost index and the element type of the multi-dimensional IDL array.

The inherited **type** attribute is a **tk_array TypeCode** describing the array.

14.5.19.2 Write Interface

Setting the **element_type_def** attribute also updates the **element_type** attribute. Setting the **bound** or **element_type_def** attribute also updates the **type** attribute.

14.5.20 ExceptionDef

An **ExceptionDef** represents an exception definition. It can contain structs, unions, and enums.

```

module CORBA {
    interface ExceptionDef : Contained, Container {
        readonly attribute TypeCode  type;
        attribute StructMemberSeq    members;
    };

    struct ExceptionDescription {
        Identifier    name;
        RepositoryId id;
        RepositoryId defined_in;
        VersionSpec  version;
        TypeCode     type;
    };
};

```

14.5.20.1 Read Interface

The **type** attribute is a **tk_except TypeCode** describing the exception. The **members attribute** describes any exception members. The **describe** operation for an **ExceptionDef** object returns an **ExceptionDescription**.

14.5.20.2 Write Interface

Setting the **members** attribute also updates the **type** attribute. When setting the **members** attribute, the **type** member of the **StructMember** structure is ignored and should be set to **TC_void**.

An **ExceptionDef** used as a **Container** may only contain **StructDef**, **UnionDef**, or **EnumDef** definitions.

14.5.21 AttributeDef

An **AttributeDef** represents the information that defines an attribute of an interface, component, home, valuetype, or eventtype.

```
module CORBA {
    enum AttributeMode {ATTR_NORMAL, ATTR_READONLY};

    interface AttributeDef : Contained {
        readonly attribute TypeCode type;
        attribute IDLType type_def;
        attribute AttributeMode mode;
    };

    struct AttributeDescription {
        Identifier name;
        RepositoryId id;
        RepositoryId defined_in;
        VersionSpec version;
        TypeCode type;
        AttributeMode mode;
    };
};
```

14.5.21.1 Read Interface

The **type** attribute provides the **TypeCode** describing the type of this attribute. The **type_def** attribute identifies the object defining the type of this attribute.

The **mode** attribute specifies read only or read/write access for this attribute.

The **describe** operation for an **AttributeDef** object returns an **AttributeDescription**.

14.5.21.2 Write Interface

Setting the **type_def** attribute also updates the **type** attribute.

14.5.22 ExtAttributeDef

An **ExtAttributeDef** represents the information that defines an attribute of an interface, component, home, valuetype, or eventtype that can potentially have user exceptions associated with it.

```
module CORBA{
    struct ExtAttributeDescription {
        Identifier name;
```

```

    RepositoryId      id;
    RepositoryId      defined_in;
    VersionSpec       version;
    TypeCode          type;
    AttributeMode     mode;
    ExcDescriptionSeq get_exceptions;
    ExcDescriptionSeq put_exceptions;
};

interface ExtAttributeDef : AttributeDef {

    // read/write interface
    attribute ExcDescriptionSeq get_exceptions;
    attribute ExcDescriptionSeq set_exceptions;

    // read interface
    ExtAttributeDescription describe_attribute();
};

```

14.5.22.1 Read Interface

The operations inherited from **AttributeDef** behave exactly the same as in **AttributeDef**. In particular, the **def_kind** attribute that has the value **dk_Attribute**, exactly as in **AttributeDef**.

The **get_exceptions** and **set_exceptions** attributes specify the list of exception types that can be raised by the attribute.

The **describe_attribute** operation for an **ExtAttributeDef** object returns an **ExtAttributeDescription**, that contains information about user exceptions in addition to the information that is available through **AttributeDescription**.

14.5.22.2 Write Interface

Same as for **AttributeDef**.

14.5.23 OperationDef

An **OperationDef** represents the information needed to define an operation of an interface.

```

module CORBA {
    enum OperationMode {OP_NORMAL, OP_ONeway};

    enum ParameterMode {PARAM_IN, PARAM_OUT, PARAM_INOUT};

    struct ParameterDescription {
        Identifier      name;
        TypeCode        type;
        IDLType         type_def;
        ParameterMode   mode;
    };
    typedef sequence <ParameterDescription> ParDescriptionSeq;

    typedef Identifier ContextIdentifier;
};

```

```

typedef sequence <ContextIdentifier> ContextIdSeq;

typedef sequence <ExceptionDef> ExceptionDefSeq;
typedef sequence <ExceptionDescription> ExcDescriptionSeq;

interface OperationDef : Contained {
    readonly attribute TypeCode    result;
    attribute IDLType              result_def;
    attribute ParDescriptionSeq    params;
    attribute OperationMode        mode;
    attribute ContextIdSeq        contexts;
    attribute ExceptionDefSeq      exceptions;
};

struct OperationDescription {
    Identifier          name;
    RepositoryId       id;
    RepositoryId       defined_in;
    VersionSpec        version;
    TypeCode           result;
    OperationMode       mode;
    ContextIdSeq       contexts;
    ParDescriptionSeq  parameters;
    ExcDescriptionSeq  exceptions;
};
};

```

14.5.23.1 Read Interface

The **result** attribute is a **TypeCode** describing the type of the value returned by the operation. The **result_def** attribute identifies the definition of the returned type.

The **params** attribute describes the parameters of the operation. It is a sequence of **ParameterDescription** structures. The order of the **ParameterDescriptions** in the sequence is significant. The **name** member of each structure provides the parameter name. The **type** member is a **TypeCode** describing the type of the parameter. The **type_def** member identifies the definition of the type of the parameter. The **mode** member indicates whether the parameter is an in, out, or inout parameter.

The operation's **mode** is either oneway (i.e., no output is returned) or normal.

The **contexts** attribute specifies the list of context identifiers that apply to the operation.

The **exceptions** attribute specifies the list of exception types that can be raised by the operation.

The inherited **describe** operation for an **OperationDef** object returns an **OperationDescription**.

14.5.23.2 Write Interface

Setting the **result_def** attribute also updates the **result** attribute.

The mode attribute can be set to **OP_ONEWAY** only if the result is **TC_void** and all elements of params have a mode of **PARAM_IN**, and the list of exceptions is empty. If the mode is set to **OP_ONEWAY** when these conditions do not hold, a **BAD_PARAM** exception is raised with minor code 31.

14.5.24 InterfaceDef

An **InterfaceDef** object represents interface definition. It can contain constants, typedefs, exceptions, operations, and attributes.

```
module CORBA {
  interface InterfaceDef;
  typedef sequence <InterfaceDef> InterfaceDefSeq;
  typedef sequence <RepositoryId> RepositoryIdSeq;
  typedef sequence <OperationDescription> OpDescriptionSeq;
  typedef sequence <AttributeDescription> AttrDescriptionSeq;

  interface InterfaceDef : Container, Contained, IDLType {
    // read/write interface

    attribute InterfaceDefSeq          base_interfaces;

    // read interface

    boolean is_a (in RepositoryId interface_id);

    struct FullInterfaceDescription {
      Identifier          name;
      RepositoryId       id;
      RepositoryId       defined_in;
      VersionSpec        version;
      OpDescriptionSeq   operations;
      AttrDescriptionSeq attributes;
      RepositoryIdSeq    base_interfaces;
      TypeCode           type;
    };

    FullInterfaceDescription describe_interface();

    // write interface

    AttributeDef create_attribute (
      in RepositoryId  id,
      in Identifier    name,
      in VersionSpec  version,
      in IDLType       type,
      in AttributeMode mode
    );

    OperationDef create_operation (
      in RepositoryId  id,
      in Identifier    name,
      in VersionSpec  version,
      in IDLType       result,
      in OperationMode mode,

```



```

        in ParDescriptionSeq params,
        in ExceptionDefSeq  exceptions,
        in ContextIdSeq     contexts
    );
};

struct InterfaceDescription {
    Identifier      name;
    RepositoryId   id;
    RepositoryId   defined_in;
    VersionSpec    version;
    RepositoryIdSeq base_interfaces;
};
};

```

14.5.24.1 Read Interface

The **base_interfaces** attribute lists all the interfaces from which this interface inherits.

The **is_a** operation returns **TRUE** if the interface on which it is invoked either is identical to or inherits, directly or indirectly, from the interface identified by its **interface_id** parameter. Otherwise it returns **FALSE**. If the value of **interface_id** is **IDL:omg.org/CORBA/Object:1.0**, **is_a** returns **TRUE** signifying the fact that all interfaces are implicitly derived from the base type **Object**.

The **describe_interface** operation returns a **FullInterfaceDescription** describing the interface, including its operations and attributes. The **operations** and **attributes** fields of the **FullInterfaceDescription** structure include descriptions of all of the operations and attributes in the transitive closure of the inheritance graph of the interface being described.

The inherited **describe** operation for an **InterfaceDef** returns an **InterfaceDescription**.

The inherited **contents** operation returns the list of constants, typedefs, and exceptions defined in this **InterfaceDef** and the list of attributes and operations either defined or inherited in this **InterfaceDef**. If the **exclude_inherited** parameter is set to **TRUE**, only attributes and operations defined within this interface are returned. If the **exclude_inherited** parameter is set to **FALSE**, all attributes and operations are returned.

14.5.24.2 Write Interface

Setting the **base_interfaces** attribute causes a **BAD_PARAM** exception with minor code 5 to be raised if the **name** attribute of any object contained by this **InterfaceDef** conflicts with the **name** attribute of any object contained by any of the specified base **InterfaceDefs**.

The **create_attribute** operation returns a new **AttributeDef** contained in the **InterfaceDef** on which it is invoked. The **id**, **name**, **version**, **type_def**, and **mode** attributes are set as specified. The **type** attribute is also set. The **defined_in** attribute is initialized to identify the containing **InterfaceDef**. A **BAD_PARAM** exception with standard minor code 2 is raised if an object with the specified **id** already exists in the **Repository**. **BAD_PARAM** exception with standard minor code 3 is raised if an object with the same **name** already exists in this **InterfaceDef**.

The **create_operation** operation returns a new **OperationDef** contained in the **InterfaceDef** on which it is invoked. The **id**, **name**, **version**, **result_def**, **mode**, **params**, **exceptions**, and **contexts** attributes are set as specified. The **result** attribute is also set. The **defined_in** attribute is initialized to identify the containing **InterfaceDef**. A

BAD_PARAM exception with standard minor code 2 is raised if an object with the specified **id** already exists in the **Repository**. BAD_PARAM exception with standard minor code 3 is raised if an object with the same **name** already exists in this **InterfaceDef**.

An **InterfaceDef** used as a **Container** may only contain **TypedefDef**, (including definitions derived from **TypedefDef**), **ConstantDef**, and **ExceptionDef** definitions.

14.5.25 ExtInterfaceDef

An **ExtInterfaceDef** object represents interface definition. It can contain constants, typedefs, exceptions, operations, and attributes with exceptions.

```
module CORBA {  
  
    interface InterfaceAttrExtension {  
  
        // read interface  
  
        struct ExtFullInterfaceDescription {  
            Identifier          name;  
            RepositoryId       id;  
            RepositoryId       defined_in;  
            VersionSpec        version;  
            OpDescriptionSeq    operations;  
            ExtAttrDescriptionSeq attributes;  
            RepositoryIdSeq    base_interfaces;  
            TypeCode           type;  
        };  
        ExtFullInterfaceDescription describe_ext_interface();  
  
        // write interface  
        ExtAttributeDef create_ext_attribute (  
            in RepositoryId    id,  
            in Identifier      name,  
            in VersionSpec    version,  
            in IDLType        type,  
            in AttributeMode  mode,  
            in ExceptionDefSeq get_exceptions,  
            in ExceptionDefSeq set_exceptions  
        );  
    };  
  
    interface ExtInterfaceDef : InterfaceDef,  
        InterfaceAttrExtension {  
    };  
};
```

14.5.25.1 Read Interface

All operations and attributes inherited from **InterfaceDef** behave the same as for **InterfaceDef**. In particular, the **def_kind** attribute has the value **dk_Interface**, exactly as in **InterfaceDef**.

The inherited **describe_ext_interfaces** operation returns the **ExtFullInterfaceDescription** structure that contains information about attributes with exceptions, in addition to the information found in **FullInterfaceDescription**.

14.5.25.2 Write Interface

All operations and attributes inherited from **InterfaceDef** behave the same as for **InterfaceDef**.

The inherited **create_ext_attribute** operation returns a new **ExtAttributeDef** contained in the **ExtInterfaceDef** on which it is invoked. The **id**, **name**, **version**, **type_def**, **mode**, **get_exceptions** and **set_exceptions** attributes are set as specified. The **type** attribute is also set. The **defined_in** attribute is initialized to identify the containing **ExtInterfaceDef**. A **BAD_PARAM** exception with standard minor code 2 is raised if an object with the specified **id** already exists in the **Repository**. **BAD_PARAM** exception with standard minor code 3 is raised if an object with the same **name** already exists in this **ExtInterfaceDef**.

14.5.26 AbstractInterfaceDef

An **AbstractInterfaceDef** object represents a CORBA 2.3 abstract interface definition. It can contain constants, typedefs, exceptions, operations, and attributes. Its base interfaces can only contain **AbstractInterfaceDefs**.

```
module CORBA {
    interface AbstractInterfaceDef;
    typedef sequence <AbstractInterfaceDef> AbstractInterfaceDefSeq;
    interface AbstractInterfaceDef : InterfaceDef {
    };
};
```

14.5.26.1 Read Interface

The inherited **base_interfaces** attribute returns a list of abstract interfaces from which this abstract interface inherits.

NOTE: **base_interfaces** is of type **InterfaceDefSeq**, but since **AbstractInterfaceDef** is derived from **InterfaceDef**, a list of **AbstractInterfaceDefs** can legitimately be returned in an **InterfaceDefSeq**.

The inherited **is_a** operation returns **TRUE** if the interface on which it is invoked either is identical to or inherits, directly or indirectly, from the abstract interface identified by its **interface_id** parameter, or if the value of **interface_id** is **IDL:omg.org/CORBA/AbstractBase:1.0**. Otherwise it returns **FALSE**.

The inherited **describe_interface** operation returns a **FullInterfaceDescription** describing the abstract interface, including its operations and attributes.

The inherited **describe** operation for an **AbstractInterfaceDef** returns an **InterfaceDescription**.

The inherited **contents** operation returns the list of constants, typedefs, and exceptions defined in this **AbstractInterfaceDef** and the list of attributes and operations either defined or inherited in this **AbstractInterfaceDef**. If the **exclude_inherited** parameter is set to **TRUE**, only attributes and operations defined within this abstract interface are returned. If the **exclude_inherited** parameter is set to **FALSE**, all attributes and operations are returned.

14.5.26.2 Write Interface

Setting the inherited **base_interfaces** attribute causes a **BAD_PARAM** exception with standard minor code 5 to be raised if the name attribute of any object contained by this **AbstractInterfaceDef** conflicts with the name attribute of any object contained by any of the specified base **AbstractInterfaceDefs**. If any of the **InterfaceDefs** in **base_interface** are not **AbstractInterfaceDefs**, then a **BAD_PARAM** exception with standard minor code 11 is raised.

The inherited **create_attribute** operation returns a new **AttributeDef** contained in the **AbstractInterfaceDef** on which it is invoked. The **id**, **name**, **version**, **type_def**, and **mode** attributes are set as specified. The **type** attribute is also set. The **defined_in** attribute is initialized to identify the containing **AbstractInterfaceDef**. A **BAD_PARAM** exception with standard minor code 2 is raised if an object with the specified **id** already exists in the **Repository**. **BAD_PARAM** exception with standard minor code 3 is raised if an object with the same **name** already exists in this **AbstractInterfaceDef**.

The inherited **create_operation** operation returns a new **OperationDef** contained in the **AbstractInterfaceDef** on which it is invoked. The **id**, **name**, **version**, **result_def**, **mode**, **params**, **exceptions**, and **contexts** attributes are set as specified. The **result** attribute is also set. The **defined_in** attribute is initialized to identify the containing **AbstractInterfaceDef**. A **BAD_PARAM** exception with standard minor code 2 is raised if an object with the specified **id** already exists in the **Repository**. **BAD_PARAM** exception with standard minor code 3 is raised if an object with the same **name** already exists in this **AbstractInterfaceDef**.

14.5.27 ExtAbstractInterfaceDef

An **ExtAbstractInterfaceDef** object represents an abstract interface definition. It can contain constants, typedefs, exceptions, operations, and attributes with exceptions. Its base interfaces can only contain **ExtAbstractInterfaceDefs**.

```
module CORBA {  
    interface ExtAbstaractInterfaceDef : AbstractInterfaceDef,  
                                        InterfaceAttrExtension {  
    };  
};
```

14.5.27.1 Read Interface

All operations and attributes inherited from **AbstractInterfaceDef** behave the same as for **AbstaractInterfaceDef**. In particular, the **def_kind** attribute has the value **dk_AbstractInterface**, exactly as in **AbstaractInterfaceDef**.

The inherited **describe_ext_interface** operation returns the **ExtFullInterfaceDescription** structure that contains information about attributes with exceptions, in addition to the information found in **FullInterfaceDescription**.

14.5.27.2 Write Interface

All operations and attributes inherited from **AbstaractInterfaceDef** behave the same as for **AbstractInterfaceDef**.

The inherited **create_ext_attribute** operation returns a new **ExtAttributeDef** contained in the **ExtAbstractInterfaceDef** on which it is invoked. The **id**, **name**, **version**, **type_def**, **mode**, **get_exceptions**, and **set_exceptions** attributes are set as specified. The **type** attribute is also set. The **defined_in** attribute is initialized to identify the containing **ExtAbstractInterfaceDef**. A **BAD_PARAM** exception with standard minor code 2 is raised if an object with the specified **id** already exists in the **Repository**. **BAD_PARAM** exception with standard minor code 3 is raised if an object with the same **name** already exists in this **ExtAbstractInterfaceDef**.

14.5.28 LocalInterfaceDef

A **LocalInterfaceDef** object represents a local interface definition. It can contain constants, typedefs, exceptions, operations, and attributes. Its base interfaces can only contain **InterfaceDefs** or **LocalInterfaceDefs**.

```
module CORBA {
  interface LocalInterfaceDef;
  typedef sequence <LocalInterfaceDef> LocalInterfaceDefSeq;

  interface LocalInterfaceDef : InterfaceDef {
  };
};
```

14.5.28.1 Read Interface

The inherited **base_interfaces** attribute returns a list of interfaces, local or otherwise, from which this local interface inherits.

NOTE: **base_interfaces** is of type **InterfaceDefSeq**, but since **LocalInterfaceDef** is derived from **InterfaceDef**, a list that consists of some regular **InterfaceDefs** and some **LocalInterfaceDefs** can legitimately be returned in an **InterfaceDefSeq**.

The inherited **is_a** operation returns **TRUE** if the local interface on which it is invoked either is identical to or inherits, directly or indirectly, from the local interface identified by its **interface_id** parameter, or if the value of **interface_id** is **IDL:omg.org/CORBA/LocalBase:1.0**. Otherwise it returns **FALSE**.

The inherited **describe_interface** operation returns a **FullInterfaceDescription** describing the local interface, including its operations and attributes.

The inherited **describe** operation for a **LocalInterfaceDef** returns an **InterfaceDescription**.

The inherited **contents** operation returns the list of constants, typedefs, and exceptions defined in this **LocalInterfaceDef** and the list of attributes and operations either defined or inherited in this **LocalInterfaceDef**. If the **exclude_inherited** parameter is set to **TRUE**, only attributes and operations defined within this local interface are returned. If the **exclude_inherited** parameter is set to **FALSE**, all attributes and operations are returned.

14.5.28.2 Write Interface

Setting the inherited **base_interfaces** attribute causes a **BAD_PARAM** exception with standard minor code 5 to be raised if the name attribute of any object contained by this **LocalInterfaceDef** conflicts with the name attribute of any object contained by any of the specified base **InterfaceDefs** (local or otherwise).

The inherited **create_attribute** operation returns a new **AttributeDef** contained in the **LocalInterfaceDef** on which it is invoked. The **id**, **name**, **version**, **type_def**, and **mode** attributes are set as specified. The **type** attribute is also set. The **defined_in** attribute is initialized to identify the containing **LocalInterfaceDef**. A **BAD_PARAM** exception with standard minor code 2 is raised if an object with the specified **id** already exists in the **Repository**. **BAD_PARAM** exception with standard minor code 3 is raised if an object with the same **name** already exists in this **LocalInterfaceDef**.

The inherited **create_operation** operation returns a new **OperationDef** contained in the **LocalInterfaceDef** on which it is invoked. The **id**, **name**, **version**, **result_def**, **mode**, **params**, **exceptions**, and **contexts** attributes are set as specified. The **result** attribute is also set. The **defined_in** attribute is initialized to identify the containing

LocalInterfaceDef. A BAD_PARAM exception with standard minor code 2 is raised if an object with the specified **id** already exists in the **Repository**. BAD_PARAM exception with standard minor code 3 is raised if an object with the same **name** already exists in this **LocalInterfaceDef**.

14.5.29 ExtLocalInterfaceDef

An **ExtLocalInterfaceDef** object represents a local interface definition. It can contain constants, typedefs, exceptions, operations, and attributes with exceptions. Its base interfaces can only contain **ExtInterfaceDefs** or **ExtLocalInterfaceDefs**.

```
module CORBA {  
  
    interface ExtLocalInterfaceDef : LocalInterfaceDef,  
                                    InterfaceAttrExtension {  
  
        };  
};
```

14.5.29.1 Read Interface

All operations and attributes inherited from **LocalInterfaceDef** behave the same as for **LocalInterfaceDef**. In particular, the **def_kind** attribute has the value **dk_LocalInterface**, exactly as in **LocalInterfaceDef**.

The inherited **describe_ext_interface** operation returns the **ExtFullInterfaceDescription** structure that contains information about attributes with exceptions, in addition to the information found in **FullInterfaceDescription**.

14.5.29.2 Write Interface

All operations and attributes inherited from **LocalInterfaceDef** behave the same as for **LocalInterfaceDef**.

The inherited **create_ext_attribute** operation returns a new **ExtAttributeDef** contained in the **ExtLocalInterfaceDef** on which it is invoked. The **id**, **name**, **version**, **type_def**, **mode**, **get_exceptions**, and **set_exceptions** attributes are set as specified. The **type** attribute is also set. The **defined_in** attribute is initialized to identify the containing **ExtLocalInterfaceDef**. A BAD_PARAM exception with standard minor code 2 is raised if an object with the specified **id** already exists in the **Repository**. BAD_PARAM exception with standard minor code 3 is raised if an object with the same **name** already exists in this **ExtLocalInterfaceDef**.

14.5.30 ValueMemberDef

A **ValueMemberDef** IR Object represents a value member.

```
module CORBA {  
    typedef short Visibility;  
    const Visibility PRIVATE_MEMBER = 0;  
    const Visibility PUBLIC_MEMBER = 1;  
  
    struct ValueMember {  
        Identifier      name;  
        RepositoryId   id;  
        RepositoryId   defined_in;  
        VersionSpec     version;  
        TypeCode        type;
```

```

        IDLType          type_def;
        Visibility       access;
};

typedef sequence <ValueMember> ValueMemberSeq;

interface ValueMemberDef : Contained {
    readonly attribute TypeCode  type;
    attribute IDLType           type_def;
    attribute Visibility         access;
};
};

```

14.5.30.1 Read Interface

The **type** attribute provides the **TypeCode** describing the type of this value member. The **type_def** attribute identifies the object defining the type of this value member. The **access** attribute specifies private or public access for this value member. The describe operation for a **ValueMemberDef** object returns a **ValueMember**.

14.5.30.2 Write Interface

Setting the **type_def** attribute also updates the **type** attribute.

14.5.31 ValueDef

A **ValueDef** object represents a value definition. It can contain constants, typedefs, exceptions, operations, and attributes.

```

module CORBA {
    interface ValueDef;
    typedef sequence <ValueDef> ValueDefSeq;

    struct Initializer {
        StructMemberSeq members;
        Identifier       name;
    };

    typedef sequence<Initializer> InitializerSeq;

    interface ValueDef : Container, Contained, IDLType {
        // read/write interface

        attribute InterfaceDefSeq supported_interfaces;
        attribute InitializerSeq  initializers;
        attribute ValueDef        base_value;
        attribute ValueDefSeq     abstract_base_values;
        attribute boolean         is_abstract;
        attribute boolean         is_custom;
        attribute boolean         is_truncatable;

        // read interface
        boolean is_a(

```

```

    in RepositoryId    id
);

struct FullValueDescription {
    Identifier        name;
    RepositoryId     id;
    boolean           is_abstract;
    boolean           is_custom;
    RepositoryId     defined_in;
    VersionSpec      version;
    OpDescriptionSeq operations;
    AttrDescriptionSeq attributes;
    ValueMemberSeq  members;
    InitializerSeq  initializers;
    RepositoryIdSeq supported_interfaces;
    RepositoryIdSeq abstract_base_values;
    boolean          is_truncatable;
    RepositoryId     base_value;
    TypeCode         type;
};

FullValueDescription describe_value();

// write interface

ValueMemberDef create_value_member(
    in RepositoryId    id,
    in Identifier      name,
    in VersionSpec    version,
    in IDLType        type,
    in Visibility     access
);

AttributeDef create_attribute(
    in RepositoryId    id,
    in Identifier      name,
    in VersionSpec    version,
    in IDLType        type,
    in AttributeMode  mode
);

OperationDef create_operation (
    in RepositoryId    id,
    in Identifier      name,
    in VersionSpec    version,
    in IDLType        result,
    in OperationMode  mode,
    in ParDescriptionSeq params,
    in ExceptionDefSeq exceptions,

```



```

        in ContextIdSeq    contexts
    );
};

struct ValueDescription {
    Identifier            name;
    RepositoryId         id;
    boolean              is_abstract;
    boolean              is_custom;
    RepositoryId         defined_in;
    VersionSpec          version;
    RepositoryIdSeq     supported_interfaces;
    RepositoryIdSeq     abstract_base_values;
    boolean              is_truncatable;
    RepositoryId         base_value;
};
};

```

14.5.31.1 Read Interface

The **supported_interfaces** attribute lists the interfaces that this value type supports.

The **initializers** attribute lists the initializers this value type supports.

The **base_value** attribute describes the value type from which this value inherits.

The **abstract_base_values** attribute lists the abstract value types from which this value inherits.

The **is_abstract** attribute is **TRUE** if the value is an abstract value type.

The **is_custom** attribute is **TRUE** if the value uses custom marshaling.

The **is_truncatable** attribute is **TRUE** if the value inherits “safely” (i.e., supports truncation) from another value.

The **is_a** operation returns **TRUE** if the value on which it is invoked either is identical to or inherits, directly or indirectly, from the interface or value identified by its **id** parameter or if the value of **id** is **IDL:omg.org/CORBA/ValueBase:1.0**. Otherwise it returns **FALSE**.

The **describe_value** operation returns a **FullValueDescription** describing the value, including its operations and attributes.

The inherited **describe** operation for a **ValueDef** returns a **ValueDescription**.

The inherited **contents** operation returns the list of constants, typedefs, and exceptions defined in this **ValueDef** and the list of attributes, operations, and members either defined or inherited in this **ValueDef**. If the **exclude_inherited** parameter is set to **TRUE**, only attributes, operations, and members defined within this value are returned. If the **exclude_inherited** parameter is set to **FALSE**, all attributes, operations, and members are returned.

14.5.31.2 Write Interface

Setting the **supported_interfaces**, **base_value**, or **abstract_base_values** attribute causes a **BAD_PARAM** exception with minor code 5 to be raised if the **name** attribute of any object contained by this **ValueDef** conflicts with the **name** attribute of any object contained by any of the specified bases. If an attempt is made to set the **supported_interfaces** attribute to an **InterfaceDefSeq** that contains more than one **InterfaceDef** that is not an **AbstractInterfaceDef**, then the **BAD_PARAM** exception shall be raised with standard minor code 12.

The **create_value_member** operation returns a new **ValueMemberDef** contained in the **ValueDef** on which it is invoked. The **id**, **name**, **version**, **type_def**, and **access** attributes are set as specified. The **type** attribute is also set. The **defined_in** attribute is initialized to identify the containing **ValueDef**. A **BAD_PARAM** exception with minor code 2 is raised if an object with the specified **id** already exists in the **Repository**. A **BAD_PARAM** exception with minor code 3 is raised if an object with the same **name** already exists in this **ValueDef**.

The **create_attribute** operation returns a new **AttributeDef** contained in the **ValueDef** on which it is invoked. The **id**, **name**, **version**, **type_def**, and **mode** attributes are set as specified. The **type** attribute is also set. The **defined_in** attribute is initialized to identify the containing **ValueDef**. A **BAD_PARAM** exception with minor code 2 is raised if an object with the specified **id** already exists in the **Repository**. A **BAD_PARAM** exception with minor code 3 is raised if an object with the same **name** already exists in this **ValueDef**.

The **create_operation** operation returns a new **OperationDef** contained in the **ValueDef** on which it is invoked. The **id**, **name**, **version**, **result_def**, **mode**, **params**, **exceptions**, and **contexts** attributes are set as specified. The **result** attribute is also set. The **defined_in** attribute is initialized to identify the containing **ValueDef**. A **BAD_PARAM** exception with minor code 2 is raised if an object with the specified **id** already exists in the **Repository**. A **BAD_PARAM** exception with minor code 3 is raised if an object with the same **name** already exists in this **ValueDef**.

A **ValueDef** used as a **Container** may only contain **TypedefDef**, (including definitions derived from **TypedefDef**), **ConstantDef**, and **ExceptionDef** definitions.

14.5.32 ExtValueDef

An **ExtValueDef** object represents a value definition. It can contain constants, typedefs, exceptions, operations, and attributes with exceptions. Value definitions that contain initializers with user exceptions can also be represented in **ExtValueDef** objects.

```
module CORBA {  
  
    struct ExtInitializer {  
        StructMemberSeq    members;  
        ExcDescriptionSeq  exceptions;  
        Identifier          name;  
    };  
    typedef sequence <ExtInitializer> ExtInitializerSeq;  
  
    interface ExtValueDef : ValueDef {  
  
        // read/write interface  
        attribute ExtInitializerSeq ext_initializers;  
  
        // read interface
```

```

struct ExtFullValueDescription {
    Identifier          name;
    RepositoryId       id;
    boolean             is_abstract;
    boolean             is_custom;
    RepositoryId       defined_in;
    VersionSpec        version;
    OpDescriptionSeq   operations;
    ExtAttrDescriptionSeq attributes;
    ValueMemberSeq     members;
    ExtInitializerSeq  initializers;
    RepositoryIdSeq    supported_interfaces;
    RepositoryIdSeq    abstract_base_values;
    boolean             is_truncatable;
    RepositoryId       base_value;
    TypeCode            type;
};

```

```
ExtFullValueDescription describe_ext_value();
```

```

// write interface
ExtAttributeDef create_ext_attribute (
    in RepositoryId    id,
    in Identifier       name,
    in VersionSpec     version,
    in IDLType         type,
    in AttributeMode   mode,
    in ExceptionDefSeq get_exceptions,
    in ExceptionDefSeq set_exceptions
);
};
};

```

14.5.32.1 Read Interface

All operations and attributes inherited from **ValueDef** behave the same as for **ValueDef**. In particular, the **def_kind** attribute has the value **dk_Value**, exactly as in **ValueDef**.

The **ext_initializers** attribute lists the initializers with exceptions that this value type supports.

The inherited **initializers** attribute lists the same initializers as in **ext_initializers** but does not have the exception information.

The **describe_ext_value** operation returns the **ExtFullValueDescription** structure that contains information about attributes with exceptions and initializers with exceptions, in addition to the information found in **FullValueDescription**.

14.5.32.2 Write Interface

All operations and attributes inherited from **ValueDef** behave the same as for **ValueDef**.

The **create_ext_attribute** operation returns a new **ExtAttributeDef** contained in the **ExtValueDef** on which it is invoked. The **id**, **name**, **version**, **type_def**, **mode**, **get_exceptions**, and **set_exceptions** attributes are set as specified. The **type** attribute is also set. The **defined_in** attribute is initialized to identify the containing **ExtValueDef**. A **BAD_PARAM** exception with standard minor code 2 is raised if an object with the specified **id** already exists in the **Repository**. **BAD_PARAM** exception with standard minor code 3 is raised if an object with the same **name** already exists in this **ExtValueDef**.

14.5.33 ValueBoxDef

A **ValueBoxDef** object represents a value box definition. It merely identifies the IDL **type_def** that is being “boxed.”

```
module CORBA {
    interface ValueBoxDef : TypedefDef {
        attribute IDLType original_type_def;
    };
};
```

14.5.33.1 Read Interface

The **original_type_def** attribute identifies the type being boxed. The inherited **type** attribute is a **tk_value_box** **TypeCode** describing the value box.

14.5.33.2 Write Interface

Setting the **original_type_def** attribute also updates the **type** attribute.

14.5.34 NativeDef

A **NativeDef** object represents a native definition.

```
module CORBA {
    interface NativeDef : TypedefDef {};
};
```

The inherited **type** attribute is a **tk_native** **TypeCode** describing the native type.

14.6 Component Interface Repository Interfaces

The **IRObj**ects that represent IDL concepts that are specific to the Components extension are described in this sub clause. These **IRObj**ects can be contained only in a **ComponentIR::Repository** described in this sub clause.

14.6.1 ComponentIR::Container

The *base interface* **ComponentIR::Container** is used to form a containment hierarchy in the Component Interface Repository.

```
module CORBA {
    module ComponentIR {
```


The **create_component** operation returns a new empty **ComponentDef** with the specified **base_component**, and the specified **supports_interfaces**. **AttributeDefs** can be added using **ComponentDef::create_attribute**. **ComponentDef::create_provides**, **ComponentDef::create_uses**, **ComponentDef::create_emits**, **ComponentDef::create_publishes**, and **ComponentDef::create_consumes** can be used to add **ProvidesDefs**, **UsesDefs**, **EmitsDefs**, **PublishesDefs**, and **ConsumesDefs** respectively. Definitions can also be added using the **Contained::move** operation.

The **create_home** operation returns a new **HomeDef** with the specified **base_home**, **managed_component**, **supported_interfaces**, and **primary_key**. Type, exception, and constant definitions can be added using **Container::create_<type>** operations on the new **HomeDefs**. **OperationDefs** can be added using **HomeDef::create_operation** and **AttributeDefs** can be added using **HomeDef::create_attribute**. **FinderDefs** and **FactoryDefs** can be added using **HomeDef::create_finder** and **HomeDef::create_factory** respectively. Definitions can also be added using the **Contained::move** operation.

The **create_event** operation returns a new empty **EventDef** with the specified base interfaces and events (**base_value**, **supported_interfaces**, and **abstract_base_values**) as well as the other information describing the new events characteristics (**is_custom**, **is_abstract**, **is_truncatable**, and **initializers**). The **initializers** argument is of type **ExtInitializerSeq** allowing one to specify user exceptions for initializers. Type, exception, and constant definitions can be added using **Container::create_<type>** operations on the new **EventDef**. **OperationDefs** can be added using **ExtValueDef::create_operation** and **ExtAttributeDefs** can be added using **ExtValueDef::create_ext_attribute**. Definitions can also be added using the **Contained::move** operation.

14.6.2 ComponentIR::Repository

ComponentIR::Repository is an interface that provides global access to the Interface Repository that supports access to information related to CORBA Components. The **ComponentIR::Repository** object can contain components, home, and event definitions in addition to everything else that a **Repository** type can contain. As it inherits from **Container** and **ComponentIR::Container**, it can be used to look up any definition (whether globally defined or defined within a module or interface) either by name or by id.

Since **ComponentIR::Repository** derives from **CORBA::Repository** and hence from **Container** and not from **Contained**, it does not have a **RepositoryId** associated with it. By default it is deemed to have the **RepositoryId ""** (the empty string) for purposes of assigning a value to the **defined_in** field of the description structure of **ModuleDef**, **InterfaceDef**, **ValueDef**, **ValueBoxDef**, **ComponentDef**, **HomeDef**, **EventDef**, **TypedefDef**, **ExceptionDef**, and **ConstantDef** that are contained immediately in the **ComponentIR::Repository** object. Since **ComponentIR::Repository** derives from **ComponentIR::Container**, it can contain **ComponentDefs**, **HomeDefs** as well as **EventDefs**.

```
module CORBA {
  module ComponentIR {

    interface Repository : CORBA::Repository, Container {};
  };
};
```

14.6.2.1 Read Interface

ComponentIR::Repository has the same read operations as **Repository**.

14.6.2.2 Write Interface

Write operations inherited from **ComponentIR::Container** behave the same way as in **ComponentIR::Container**.

The rest of the write operations are inherited from **CORBA::Repository** and behave the same way as in **CORBA::Repository**.

14.6.3 ComponentIR::ProvidesDef

A **ComponentIR::ProvidesDef** object represents an interface that is provided by a component.

```
module CORBA {
  module ComponentIR {

    interface ProvidesDef : Contained {
      attribute InterfaceDef interface_type;
    };

    struct ProvidesDescription {
      Identifier name;
      RepositoryId id;
      RepositoryId defined_in;
      VersionSpec version;
      RepositoryId interface_type;
    };
  };
};
```

14.6.3.1 Read Interface

The attribute **interface_type** returns the object identifying the interface that is provided by the component.

The inherited operation **describe** returns a **ProvidesDescription**.

14.6.3.2 Write Interface

Setting the attribute **interface_type** changes the object identifying the interface that is provided by the component.

The rest of the write operations are inherited from **CORBA::Contained** and behave the same way as in **CORBA::Contained**.

14.6.4 ComponentIR::UsesDef

A **ComponentIR::UsesDef** object represents an interface that is used by a component.

```
module CORBA {
  module ComponentIR {

    interface UsesDef : Contained {
      attribute InterfaceDef interface_type;
      attribute boolean is_multiple;
    };
  };
};
```

```

    struct UsesDescription {
        Identifier name;
        RepositoryId id;
        RepositoryId defined_in;
        VersionSpec version;
        RepositoryId interface_type;
        boolean is_multiple;
    };
};

```

14.6.4.1 Read Interface

The attribute **interface_type** returns the object identifying the interface that is used by the component.

The attribute **is_multiple** is **TRUE** if the interface is used multiple times.

The inherited operation **describe** returns a **UsesDescription**.

14.6.4.2 Write Interface

Setting the attribute **interface_type** changes the object identifying the interface that is used by the component. Setting the attribute **is_multiple** changes the multiplicity of the used interface.

The rest of the write operations are inherited from **CORBA::Contained** and behave the same way as in **CORBA::Contained**.

14.6.5 ComponentIR::EventDef

A **ComponentIR::EventDef** object represents an eventtype definition. It can contain constants, typedefs, exceptions, operations, and attributes with exceptions. Eventtype definitions that contain initializers with user exceptions can also be represented in **ComponentIR::EventDef** objects.

```

module CORBA {
    module ComponentIR {

        interface EventDef : ExtValueDef {};
    };
};

```

The read and write interfaces for **ComponentIR::EventDef** have the same semantics as the read and write interfaces for **ExtValueDef**.

14.6.6 ComponentIR::EventPortDef

A **ComponentIR::EventPortDef** object represents an event port definition. It refers to an **EventDef** object that contains the actual information about the event. This interface is never instantiated as itself. It is instantiated only as one of its derived types (i.e., **EmitsDef**, **PublishesDef**, or **ConsumesDef**).

```

module CORBA {
    module ComponentIR {

```



```

interface EventPortDef : Contained {
    // read/write interface
    attribute EventDef event;

    // read interface
    boolean is_a (in RepositoryId event_id);
};

struct EventPortDescription {
    Identifier          name;
    RepositoryId       id;
    RepositoryId       defined_in;
    VersionSpec        version;
    RepositoryId       event;
};
};
};

```

14.6.6.1 Read Interface

The **event** attribute returns the object containing the definition of the event for this event port.

The **is_a** operation returns **TRUE** if the event value associated with this **EventPortDef** is identical to or inherits from the event value associated with the **EventPortDef** identified by the **event_id**.

The inherited **describe** operation returns an **EventPortDescription**.

14.6.6.2 Write Interface

Setting the attribute **event** changes the object containing the definition of the event for this event port.

The rest of the write operations are inherited from **CORBA::Contained** and behave the same way as in **CORBA::Contained**.

14.6.7 ComponentIR::EmitsDef

A **ComponentIR::EmitsDef** object represents the port definition of an event that is emitted by a component.

```

module CORBA {
    module ComponentIR {

        interface EmitsDef : EventPortDef {};
    };
};

```

14.6.7.1 Read Interface

The read interface for **EmitsDef** has the same semantics as the read interface for **EventPortDef**.

14.6.7.2 Write Interface

The write interface for **EmitsDef** has the same semantics as the write interface for **EventPortDef**.

14.6.8 ComponentIR::PublishesDef

A **ComponentIR::PublishesDef** object represents the port definition of an event that is published by a component.

```
module CORBA {
  module ComponentIR {

    interface PublishesDef : EventPortDef {};
  };
};
```

14.6.8.1 Read Interface

The read interface for **PublishesDef** has the same semantics as the read interface for **EventPortDef**.

14.6.8.2 Write Interface

The write interface for **PublishesDef** has the same semantics as the write interface for **EventPortDef**.

14.6.9 ComponentIR::ConsumesDef

A **ComponentIR::ConsumesDef** object represents the port definition of an event that is consumed by a component.

```
module CORBA {
  module ComponentIR {

    interface ConsumesDef : EventPortDef {};
  };
};
```

14.6.9.1 Read Interface

The read interface for **ConsumesDef** has the same semantics as the read interface for **EventPortDef**.

14.6.9.2 Write Interface

The write interface for **ConsumesDef** has the same semantics as the write interface for **EventPortDef**.

14.6.10 ComponentIR::ComponentDef

A **ComponentIR::ComponentDef** object represents the definition of a component. It contains provides, uses, emits, publishes, consumes, and attributes.

```
module CORBA {
  module ComponentIR {

    interface ComponentDef : ExtInterfaceDef {
      // read/write interface
      attribute ComponentDef base_component;
      attribute InterfaceDefSeq supported_interfaces;
    };
  };
};
```

```

// write interface
ProvidesDef create_provides (
    in RepositoryId id,
    in Identifier name,
    in VersionSpec version,
    in InterfaceDef interface_type
);

UsesDef create_uses (
    in RepositoryId id,
    in Identifier name,
    in VersionSpec version,
    in InterfaceDef interface_type,
    in boolean is_multiple
);

EmitsDef create_emits (
    in RepositoryId id,
    in Identifier name,
    in VersionSpec version,
    in EventDef event
);

PublishesDef create_publishes (
    in RepositoryId id,
    in Identifier name,
    in VersionSpec version,
    in EventDef event
);

ConsumesDef create_consumes (
    in RepositoryId id,
    in Identifier name,
    in VersionSpec version,
    in EventDef event
);
};

typedef sequence<ProvidesDescription>
    ProvidesDescriptionSeq;
typedef sequence<UsesDescription> UsesDescriptionSeq;
typedef sequence<EventPortDescription>
    EventPortDescriptionSeq;

struct ComponentDescription {
    Identifier name;
    RepositoryId id;
    RepositoryId defined_in;
    VersionSpec version;
    RepositoryId base_component;
    RepositoryIdSeq supported_interfaces;
};

```

```

        ProvidesDescriptionSeq provided_interfaces;
        UsesDescriptionSeq used_interfaces;
        EventPortDescriptionSeq emits_events;
        EventPortDescriptionSeq publishes_events;
        EventPortDescriptionSeq consumes_events;
        ExtAttrDescriptionSeq attributes;
        TypeCode type;
    };
};
};

```

14.6.10.1 Read Interface

The **base_component** attribute returns the component that this component derives from.

The **supported_interfaces** attribute lists the interfaces that this component type supports.

The inherited **is_a** operation returns **TRUE** if the component on which it is invoked either is identical to or inherits from the component identified by its **id** parameter. Otherwise it returns **FALSE**.

The inherited **describe** operation for a **ComponentDef** returns a **ComponentDescription**.

The inherited **contents** operation returns the list of attributes, provides, uses, emits, publishes, and consumes either defined or inherited in this **ComponentDef**. If the **exclude_inherited** parameter is set to **TRUE**, only attributes, provides, uses, emits, publishes, and consumes defined within this object are returned. If the **exclude_inherited** parameter is set to **FALSE**, all attributes, provides, uses, emits, publishes, and consumes are returned.

14.6.10.2 Write Interface

Setting the **base_component** attribute causes a **BAD_PARAM** exception with minor code 5 to be raised if the **name** attribute of any object contained by this **ComponentDef** conflicts with the **name** attribute of any object contained by the specified base **ComponentDef**.

Setting the **supported_interfaces** attribute changes the interfaces that this component type supports.

The **create_<type>** operations defined in the **ComponentIR::ComponentDef** interface create new corresponding empty IR objects. The **defined_in** attribute is initialized to identify the containing **ComponentDef**, and the **containing_repository** attribute is initialized to its **ComponentIR::Repository**.

These **create_<type>** operations all take **id** and **name** parameters that are used to initialize the identity of the created definition. A **BAD_PARAM** exception is raised with minor code 2 if an object with the specified **id** already exists in the **ComponentIR::Repository**. A **BAD_PARAM** exception with minor code 3 is raised if the specified **name** already exists within this **ComponentDef** and multiple versions are not supported.

The inherited **create_ext_attribute** operation returns a new **ExtAttributeDef** contained in the **ComponentDef** on which it is invoked. The **id**, **name**, **version**, **type_def**, **mode**, **get_exceptions**, and **set_exceptions** attributes are set as specified. The **type** attribute is also set.

The inherited **create_operation**, and all other **create_*** operations inherited from **Container** and **Contained** return **BAD_PARAM** exception with minor code 4.

The **create_provides** operation returns a new **ProvidesDef** contained in the **ComponentDef** on which it is invoked. The **id**, **name**, **version**, and **interface_type** attributes are set as specified.

The **create_uses** operation returns a new **UsesDef** contained in the **ComponentDef** on which it is invoked. The **id**, **name**, **version**, **interface_type**, and **is_multiple** attributes are set as specified.

The **create_emits**, **create_publishes**, and **create_consumes** operations respectively return new **EmitsDef**, **PublishesDef**, and **ConsumesDef** contained in the **ComponentDef** on which it is invoked. The **id**, **name**, **version**, and **event** attributes are set as specified.

A **ComponentDef** used as a **Container** may not contain any **TypedefDef** (including definitions derived from **TypedefDef**), **ConstantDef**, or **ExceptionDef** definitions.

A **ComponentDef** used as an **InterfaceDef** may only contain **ExtAttributeDef** definitions.

14.6.11 ComponentIR::FactoryDef

A **ComponentIR::FactoryDef** object represents the definition of a factory operation in a home.

```
module CORBA {
  module ComponentIR {

    interface FactoryDef : OperationDef { // only PARAM_IN parameters
    };
  };
};
```

14.6.11.1 Read Interface

The **result** attribute is a **TypeCode** describing the type of the value returned by the operation, which is always **tk_component** for **FactoryDef**. The **result_def** attribute identifies the definition of the returned type, which is always a **ComponentDef** in case of **FactoryDef**.

The **params** attribute describes the parameters of the operation. It is a sequence of **ParameterDescription** structures. The order of the **ParameterDescriptions** in the sequence is significant. The **name** member of each structure provides the parameter name. The **type** member is a **TypeCode** describing the type of the parameter. The **type_def** member identifies the definition of the type of the parameter. The **mode** member indicates whether the parameter is an in, out, or inout parameter. For **FactoryDef** the value of mode for all parameters is **PARAM_IN**.

The operation's **mode** is always **normal** for **FactoryDef**.

The **kind** attribute is always **OP_IDL** for **FactoryDef**.

The **contexts** attribute specifies the list of context identifiers that apply to the operation, and is an empty list for **FactoryDef**.

The **exceptions** attribute specifies the list of exception types that can be raised by the operation.

The inherited **describe** operation for a **FactoryDef** object returns an **OperationDescription**.

14.6.11.2 Write Interface

Setting the **result_def** attribute has no effect.

The **mode** and **contexts** attributes cannot be changed.

14.6.12 ComponentIR::FinderDef

A **ComponentIR::FinderDef** object represents the definition of a finder operation in a home.

```
module CORBA {
  module ComponentIR {

    interface FinderDef : OperationDef { // only PARAM_IN parameters
    };
  };
};
```

14.6.12.1 Read Interface

The **result** attribute is a **TypeCode** describing the type of the value returned by the operation, which is always **tk_component** for **FinderDef**. The **result_def** attribute identifies the definition of the returned type, which is always a **ComponentDef** in case of a **FinderDef**.

The **params** attribute describes the parameters of the operation. It is a sequence of **ParameterDescription** structures. The order of the **ParameterDescription**s in the sequence is significant. The **name** member of each structure provides the parameter name. The **type** member is a **TypeCode** describing the type of the parameter. The **type_def** member identifies the definition of the type of the parameter. The **mode** member indicates whether the parameter is an in, out, or inout parameter. For **FinderDef** the value of mode for all parameters is **PARAM_IN**.

The operation's **mode** is always **normal** for **FinderDef**.

The **kind** attribute is always **OP_IDL** for **FinderDef**.

The **contexts** attribute specifies the list of context identifiers that apply to the operation, and is an empty list for **FinderDef**.

The **exceptions** attribute specifies the list of exception types that can be raised by the operation.

The inherited **describe** operation for a **FinderDef** object returns an **OperationDescription**.

14.6.12.2 Write Interface

Setting the **result_def** attribute has no effect.

The **mode** and **contexts** attributes cannot be changed.

14.6.13 ComponentIR::HomeDef

A **ComponentIR::HomeDef** object represents the definition of a home. It contains attributes, operations, factories, and finders.

```
module CORBA {
  module ComponentIR {

    interface HomeDef : ExtInterfaceDef {
      // read/write interface
      attribute HomeDef base_home;
    };
  };
};
```

```

attribute InterfaceDefSeq supported_interfaces;
attribute ComponentDef managed_component;
attribute ValueDef primary_key;

// write interface
FactoryDef create_factory (
    in RepositoryId id,
    in Identifier name,
    in VersionSpec version,
    in ParDescriptionSeq params,
    in ExceptionDefSeq exceptions
);

FinderDef create_finder (
    in RepositoryId id,
    in Identifier name,
    in VersionSpec version,
    in ParDescriptionSeq params,
    in ExceptionDefSeq exceptions
);
};

struct HomeDescription {
    Identifier name;
    RepositoryId id;
    RepositoryId defined_in;
    VersionSpec version;
    RepositoryId base_home;
    RepositoryId managed_component;
    ValueDescription primary_key;
    OpDescriptionSeq factories;
    OpDescriptionSeq finders;
    OpDescriptionSeq operations;
    ExtAttrDescriptionSeq attributes;
    TypeCode type;
};
};
};

```

14.6.13.1 Read Interface

The **base_home** attribute returns the home that this home definition derives from.

The **supported_interfaces** attribute lists the interfaces that this home type supports.

The **managed_component** attribute returns the component that this home manages.

The **primary_key** attribute returns the primary key that is associated with this home.

The inherited **is_a** operation returns **TRUE** if the home on which it is invoked either is identical to or inherits from the home identified by its **id** parameter. Otherwise it returns **FALSE**.

The inherited **describe** operation for a **HomeDef** returns a **HomeDescription**.

The inherited **contents** operation returns the list of constants, typedefs, exceptions, attributes, operations, finders, and factories defined or inherited in this **HomeDef**. If the **exclude_inherited** parameter is set to **TRUE**, only objects defined within this home are returned. If the **exclude_inherited** parameter is set to **FALSE**, all objects are returned.

14.6.13.2 Write Interface

Setting the **base_home** attribute causes a **BAD_PARAM** exception with minor code 5 to be raised if the **name** attribute of any object contained by this **HomeDef** conflicts with the **name** attribute of any object contained by the specified base **HomeDef**.

The **create_<type>** operations defined in the **HomeDef** interface create new corresponding empty IR objects. The **defined_in** attribute is initialized to identify the containing **HomeDef**, and the **containing_repository** attribute is initialized to its **ComponentIR::Repository**.

These **create_<type>** operations all take **id** and **name** parameters that are used to initialize the identity of the created definition. A **BAD_PARAM** exception is raised with minor code 2 if an object with the specified **id** already exists in the **ComponentIR::Repository**. A **BAD_PARAM** exception with minor code 3 is raised if the specified **name** already exists within this **HomeDef** and multiple versions are not supported.

The inherited **create_ext_attribute** operation returns a new **ExtAttributeDef** contained in the **HomeDef** on which it is invoked. The **id**, **name**, **version**, **type_def**, **mode**, **get_exceptions**, and **set_exceptions** attributes are set as specified. The **type** attribute is also set.

The inherited **create_operation** operation returns a new **OperationDef** contained in the **HomeDef** on which it is invoked. The **id**, **name**, **version**, **result_def**, **mode**, **params**, **exceptions**, and **contexts** attributes are set as specified. The **result** attribute is also set.

The **create_factory** operation returns a new **FactoryDef** contained in the **HomeDef** on which it is invoked. The **id**, **name**, **version**, **params**, and **exceptions** attributes are set as specified. The parameters in the **params** attribute must all be of **PARAM_IN** type.

The **create_finder** operation returns a new **FinderDef** contained in the **HomeDef** on which it is invoked. The **id**, **name**, **versions**, **params**, and **exceptions** attributes are set as specified. The parameters in the **params** attribute must all be of **PARAM_IN** type.

A **HomeDef** used as a **Container** may only contain **TypedefDef** (including definitions derived from **TypedefDef**), **ConstantDef**, and **ExceptionDef** definitions.

14.7 RepositoryIds

RepositoryIds are values that can be used to establish the identity of information in the repository. A **RepositoryId** is represented as a string, allowing programs to store, copy, and compare them without regard to the structure of the value. It does not matter what format is used for any particular **RepositoryId**. However, conventions are used to manage the name space created by these IDs.

RepositoryIds may be associated with IDL definitions in a variety of ways. Installation tools might generate them, they might be defined with pragmas in IDL source, or they might be supplied with the package to be installed. Ensuring consistency of **RepositoryIds** with the IDL source or the IR contents is the responsibility of the programmer allocating **Repositoryids**.

The format of the id is a short format name followed by a colon (":") followed by characters according to the format. This specification defines four formats:

1. one derived from IDL names,
2. one that uses Java class names and Java serialization version UIDs,
3. one that uses DCE UUIDs, and
4. another intended for short-term use, such as in a development environment.

Since new repository ID formats may be added from time to time, compliant IDL compilers must accept any string value of the form

"<format>:<string>"

provided as the argument to the id pragma and use it as the repository ID. The OMG maintains a registry of allocated format identifiers. The **<format>** part of the ID may not contain a colon (":") character.

The version and prefix pragmas only affect default repository IDs that are generated by the IDL compiler using the IDL format.

14.7.1 IDL Format

The IDL format for **RepositoryIds** primarily uses IDL scoped names to distinguish between definitions. It also includes an optional unique prefix, and major and minor version numbers.

The **RepositoryId** consists of three components, separated by colons, (":")

1. The first component is the format name, "IDL."
2. (".").The second component is a list of identifiers, separated by "/" characters. These identifiers are arbitrarily long sequences of alphabetic, digit, underscore ("_"), hyphen ("-"), and period (".") characters. Typically, the first identifier is a unique prefix, and the rest are the IDL Identifiers that make up the scoped name of the definition. The second component shall not contain a trailing slash ("/") and it shall not begin with the characters underscore ("_"), hyphen ("-"), or period (".").
3. The third component is made up of major and minor version numbers, in decimal format, separated by a ".". When two interfaces have **RepositoryIds** differing only in minor version number it can be assumed that the definition with the higher version number is upwardly compatible with (i.e., can be treated as derived from) the one with the lower minor version number.

14.7.2 RMI Hashed Format

The IDL format defined above does not include any structural information. Identity of IDL types determined for this format depends upon the names used in the **RepositoryID** being correct. For interfaces, if stubs and skeletons are not actually in synch, even though the **RepositoryIds** report they are, the worst that can happen is that the result of an invocation is a **BAD_OPERATION** exception. With value types, these kinds of errors are more problematic. An inconsistency between the stub and skeleton marshaling/unmarshaling code can confuse the marshaling engine and may even corrupt memory and/or cause a crash failure.

The RMI Hashed format is used for Java RMI values mapped to IDL using the Java to IDL Mapping (see the *Java/IDL Language Mapping* document). It is computed based upon the structural information of the original Java definition. Whenever the Java definition changes, the hash function will (statistically) produce a hash code, which is different from the previous one. When an ORB run time receives a **value** with a different hash from what is expected, it is free to raise a **BAD_PARAM** exception. It may also try to resolve the incompatibility by some means. If it is not successful, then it shall raise the **BAD_PARAM** exception.

An RMI Hashed **RepositoryId** consists of either three or four components, separated by colons:

RMI: <class name> : <hash code> [: <serialization version UID>]

The class name is a Java class name as returned by the **getName** method of **java.lang.Class**. Any characters not in *ISO Latin 1* are replaced by “\U” followed by the 4 hexadecimal characters (in upper case) representing the *Unicode* value.

For classes that do not implement **java.io.Serializable**, and for interfaces, the hash code is always zero, and the **RepositoryID** does not contain a *serial version UID*.

For classes that implement **java.io.Externalizable**, the hash code is always the *64-bit value 1*.

For classes that implement **java.io.Serializable** but not **java.io.Externalizable**, the hash code is a *64-bit hash of a stream of bytes* (transcribed as a 16-digit upper case hex string). An instance of **java.lang.DataOutputStream** is used to convert primitive data types to a sequence of bytes. The sequence of items in the stream is as follows:

1. The hash code of the superclass, written as a 64-bit long.
2. The value 1 if the class has no **writeObject** method, or the value 2 if the class has a **writeObject** method, written as a 32-bit integer.
3. For each field of the class that is mapped to IDL, sorted lexicographically by Java field name, in increasing order:
 - a. Java field name, in *UTF encoding*
 - b. field descriptor, as defined by the *Java Virtual Machine Specification*, in *UTF encoding*.

The *National Institute of Standards and Technology (NIST) Secure Hash Algorithm (SHA-1)* is executed on the stream of bytes produced by **DataOutputStream**, producing a *20 byte array of values, sha[0..19]*. The hash code is assembled from the *first 8 bytes* of this array as follows:

```

    long hash = 0;
    for (int i = 0; i < Math.min(8, sha.length); i++) {
        hash += (long) (sha[i] & 255) << (i * 8);
    }

```

For **Serializable** (including **Externalizable**) classes, the Java serialization version **UID**, transcribed as a 16 digit upper-case hex string, shall be appended to the **RepositoryId** following the hash code and a colon. The Java serialization version **UID** is defined in the *Java Object Serialization Specification*.

Examples for the valuetype **::foo::bar** would be

```

RMI:foo/bar;:1234567812345678
RMI:foo/bar;:1234567812345678:ABCD123456781234

```

An example of a Java array of valuetype `::foo::bar` would be

```
RMI: [Lfoo.bar;:1234567812345678:ABCD123456781234
```

For a Java class `x\u03bCy` that contains a Unicode character not in ISO Latin 1, an example `RepositoryId` is

```
RMI: foo.x\u03BCy:8765432187654321
```

A conforming implementation that uses this format shall implement the standard hash algorithm defined above.

14.7.3 DCE UUID Format

DCE UUID format `RepositoryIds` start with the characters “DCE:” and are followed by the printable form of the UUID, a colon, and a decimal minor version number, for example: “DCE:700dc518-0110-11ce-ac8f-0800090b5d3e:1.”

14.7.4 LOCAL Format

Local format `RepositoryIds` start with the characters “LOCAL:” and are followed by an arbitrary string. Local format IDs are not intended for use outside a particular repository, and thus do not need to conform to any particular convention. Local IDs that are just consecutive integers might be used within a development environment to have a very cheap way to manufacture the IDs while avoiding conflicts with well-known interfaces.

14.7.5 Pragma Directives for RepositoryId

Three pragma directives (`id`, `prefix`, and `version`), are specified to accommodate arbitrary `RepositoryId` formats and still support the IDL `RepositoryId` format with minimal annotation. The `prefix` and `version` pragma directives apply only to the IDL format. An IDL compiler must interpret these annotations as specified. Conforming IDL compilers may support additional non-standard pragmas, but must not refuse to compile IDL source containing non-standard pragmas that are not understood by the compiler.

14.7.5.1 The ID Pragma

An IDL pragma of the format

```
#pragma ID <name> “<id>”
```

associates an arbitrary `RepositoryId` string with a specific IDL name. The `<name>` can be a fully or partially scoped name or a simple identifier, interpreted according to the usual IDL name lookup rules relative to the scope within which the pragma is contained. The `<id>` must be a repository ID of the form described in `RepositoryIds` on page 272.

An attempt to assign a repository ID to the same IDL construct a second time shall be an error unless the repository ID used in the attempt is identical to the previous one.

```
interface A {};
#pragma ID A “IDL:A:1.1”
#pragma ID A “IDL:X:1.1”    // Compile-time error

interface B {};
#pragma ID B “IDL:BB:1.1”
#pragma ID B “IDL:BB:1.1”    // OK, same ID
```

It is also an error to apply an ID to a forward-declared IDL construct (interface, valuetype, structure, and union) and then later assign a different ID to that IDL construct.

14.7.5.2 The Prefix Pragma

An IDL pragma is of the form:

#pragma prefix "<string>"

This sets the current prefix used in generating IDL format **RepositoryIds**. For example, the **RepositoryId** for the initial version of interface **Printer** defined on module **Office** by an organization known as "SoftCo" might be "IDL:SoftCo/Office/Printer:1.0."

Since the "prefix" pragma applies to Repository Ids of the IDL format, the <string> above shall be a list of one or more identifiers, separated by the "/" characters. These identifiers are arbitrarily long sequences of alphabetic, digit, underscore ("_"), hyphen ("-"), and period (".") characters. The string shall not contain a trailing slash ("/") and it shall not begin with the characters underscore ("_"), hyphen ("-"), or period (".").

This format makes it convenient to generate and manage a set of IDs for a collection of IDL definitions. The person creating the definitions sets a prefix ("SoftCo"), and the IDL compiler or other tool can synthesize all the needed IDs.

Because **RepositoryIds** may be used in many different computing environments and ORBs, as well as over a long period of time, care must be taken in choosing them. Prefixes that are distinct, such as trademarked names, domain names, UUIDs, and so forth, are preferable to generic names such as "document."

The specified prefix applies to **RepositoryIds** generated after the pragma until the end of the current scope is reached or another prefix pragma is encountered. An IDL file forms a scope for this purpose, so a prefix resets to the previous prefix at the end of the scope of an included file:

```
// A.idl
#pragma prefix "A"
interface A {};

// B.idl
#pragma prefix "B"
#include "A.idl"
interface B {};
```

The repository IDs for interfaces A and B in this case are:

```
IDL:A/A:1.0
IDL:B/B:1.0
```

Similarly, a prefix in an including file does not affect the prefix of an included file:

```
// C.idl
interface C {};

// D.idl
#pragma prefix "D"
#include "C.idl"
interface D {};
```

The repository IDs for interface C and D in this case are:

```
IDL:C:1.0  
IDL:D/D:1.0
```

If an included file does not contain a `#pragma` prefix, the current prefix implicitly resets to the empty prefix:

```
// E.idl  
interface E {};  
  
// F.idl  
module M {  
  #include <E.idl>  
};
```

The repository IDs for module M and interface E in this case are:

```
IDL:M:1.0  
IDL:E:1.0
```

If a `#include` directive appears at non-global scope and the included file contains a prefix `pragma`, the included file's prefix takes precedence, for example:

```
// A.idl  
#pragma prefix "A"  
interface A {};  
  
// B.idl  
#pragma prefix "B"  
module M {  
  #include "A.idl"  
};
```

The repository ID for module M and interface A in this case are:

```
IDL:B/M:1.0  
IDL:A/A:1.0
```

Forward-declared constructs (interfaces, value types, structures, and unions) must have the same prefix in effect wherever they appear. Attempts to assign conflicting prefixes to a forward-declared construct result in a compile-time diagnostic. For example:

```
#pragma prefix "A"  
interface A;          // Forward decl.  
  
#pragma prefix "B"  
interface A;          // Compile-time error  
  
#pragma prefix "C"  
interface A {        // Compile-time error
```

```
void op();  
};
```

A prefix pragma of the form

```
#pragma prefix ""
```

resets the prefix to the empty string. For example:

```
#pragma prefix "X"  
interface X {};  
#pragma prefix ""  
interface Y {};
```

The repository IDs for interface X and Y in this case are:

```
IDL:X/X:1.0  
IDL:Y:1.0
```

If a specification contains both a prefix pragma and an ID or version pragma, the prefix pragma does not affect the repository ID for an ID pragma, but does affect the repository ID for a version pragma:

```
#pragma prefix "A"  
interface A {};  
interface B {};  
interface C {};  
#pragma ID B "IDL:myB:1.0"  
#pragma version C 9.9
```

The repository IDs for this specification are:

```
IDL:A/A:1.0  
IDL:myB:1.0  
IDL:A/C:9.9
```

A `#pragma prefix` must appear before the beginning of an IDL definition. Placing a `#pragma prefix` elsewhere has undefined behavior, for example:

```
interface Bar  
    #pragma prefix "foo" // Undefined behavior  
    {  
        // ...  
    };
```

14.7.5.3 The Version Pragma

An IDL pragma of the format:

```
#pragma version <name> <major>.<minor>
```

provides the version specification used in generating an IDL format **RepositoryId** for a specific IDL name. The **<name>** can be a fully or partially scoped name or a simple identifier, interpreted according to the usual IDL name lookup rules relative to the scope within which the pragma is contained. The **<major>** and **<minor>** components are decimal unsigned shorts.

If no version pragma is supplied for a definition, version 1.0 is assumed. If an attempt is made to change the version of a repository ID that was specified with an ID pragma, a compliant compiler shall emit a diagnostic:

```
interface A {};
#pragma ID A "IDL:myA:1.1"
#pragma version A 9.9      // Compile-time error
```

An attempt to assign a version to the same IDL construct a second time shall be an error unless the version used in the attempt is identical to the existing one.

```
interface A {};
#pragma version A 1.1
#pragma version A 1.1      // OK
#pragma version A 1.2      // Error
```

```
interface B {};
#pragma ID B "IDL:myB:1.2"
#pragma version B 1.2      // OK
```

14.7.5.4 Generation of IDL - Format IDs

A definition is globally identified by an IDL - format **RepositoryId** if no ID pragma is encountered for it.

The ID string shall be generated by starting with the string "IDL:". Then, if the current prefix pragma is a non-empty string, it is appended, followed by a "/" character. Next, the components of the scoped name of the definition, relative to the scope in which any prefix that applies was encountered, are appended, separated by "/" characters. Finally, a ":" and the version specification are appended.

For example, the following IDL:

```
module M1 {
    typedef long T1;
    typedef long T2;
    #pragma ID T2 "DCE:d62207a2-011e-11ce-88b4-0800090b5d3e:3"
};

#pragma prefix "P1"

module M2 {
    module M3 {
        #pragma prefix "P2"
        typedef long T3;
    };
    typedef long T4;
    #pragma version T4 2.4
};
```

specifies types with the following scoped names and **RepositoryIds**:

::M1::T1	IDL:M1/T1:1.0
::M1::T2	DCE:d62207a2-011e-11ce-88b4-0800090b5d3e:3
::M2::M3::T3	IDL:P2/T3:1.0
::M2::T4	IDL:P1/M2/T4:2.4

For this scheme to provide reliable global identity, the prefixes used must be unique. Two non-colliding options are suggested: Internet domain names and DCE UUIDs.

Furthermore, in a distributed world where different entities independently evolve types, a convention must be followed to avoid the same **RepositoryId** being used for two different types. Only the entity that created the prefix has authority to create new IDs by simply incrementing the version number. Other entities must use a new prefix, even if they are only making a minor change to an existing type.

Prefix pragmas can be used to preserve the existing IDs when a module or other container is renamed or moved.

```
module M4 {  
#pragma prefix "P1/M2"  
  module M3 {  
#pragma prefix "P2"  
    typedef long T3;  
  };  
  typedef long T4;  
#pragma version T4 2.4  
};
```

This IDL declares types with the same global identities as those declared in module M2 above.

See The Prefix Pragma on page 276 for further details of the effects of various prefix pragma settings on the generated **RepositoryIds**.

14.7.6 For More Information

IDL for Interface Repository on page 282 shows the IDL specification of the IR, including the #pragma directive. Preprocessing on page 27 contains additional, general information on the pragma directive.

14.7.7 RepositoryIDs for OMG-Specified Types

Interoperability between implementations of official OMG specifications, including but not limited to CORBA, CORBA Services, and CORBA Facilities, depends on unambiguous specification of **RepositoryIds** for all IDL-defined types in such specifications.

All official IDL files shall contain the following pragma prefix directive:

```
#pragma prefix "omg.org"
```

unless said file already contains a pragma prefix identifying the original source of the file (e.g., "**w3c.org**").

Revisions to existing OMG specifications must not change the definition of an existing type in any way. Two types with different repository Ids are considered different types, regardless of which part of the repository Id differs.

If an implementation must extend an OMG-specified interface, interoperability requires it to derive a new interface from the standard interface, rather than modify the standard definition.

14.7.8 Uniqueness Constraints on Repository IDs

Within an IDL definition, a module must have the same repository ID throughout. For example:

```
#pragma prefix "A"  
module M {  
    // ...  
};  
  
#pragma prefix "B"  
module M {           // Error, inconsistent repository ID  
    // ...  
};
```

This definition attempts to use the same type name M with two different repository IDs in the same compilation unit. Compilers shall issue a diagnostic for this error.

The same error can arise through inclusion of source files in the same compilation unit. For example:

```
// File1.idl  
module M {  
    module N {  
        // ...  
    };  
#pragma ID N "abc"  
};  
  
// File2.idl  
module M {  
    module N {  
        // ...  
    };  
};  
  
// File3.idl  
#include "File1.idl  
#include "File2.idl   // Error, inconsistent repository ID
```

Similarly:

```
// File1.idl  
module M {  
    // ...  
};
```

```

// File2.idl
#include File1.idl
#pragma prefix "X"
module M {          // Error, inconsistent repository ID
    // ...
};

```

Such errors are detectable only if they occur in a single compilation unit (or in files included in a single compilation unit); if, in different compilation units, different repository IDs are used for the same module, and these compilation units are combined into a single executable, the behavior is undefined.

14.8 IDL for Interface Repository

This sub clause contains the complete IDL specification for the Interface Repository.

```

module CORBA {
    typeprefix CORBA "omg.org";
    typedef string Identifier;
    typedef string ScopedName;
    typedef string RepositoryId;

    enum DefinitionKind {
        dk_none, dk_all,
        dk_Attribute, dk_Constant, dk_Exception, dk_Interface,
        dk_Module, dk_Operation, dk_Typedef,
        dk_Alias, dk_Struct, dk_Union, dk_Enum,
        dk_Primitive, dk_String, dk_Sequence, dk_Array,
        dk_Repository,
        dk_Wstring, dk_Fixed,
        dk_Value, dk_ValueBox, dk_ValueMember,
        dk_Native,
        dk_AbstractInterface,
        dk_LocalInterface
        dk_Component, dk_Home,
        dk_Factory, dk_Finder,
        dk_Emits, dk_Publishes, dk_Consumes,
        dk_Provides, dk_Uses,
        dk_Event
    };

    interface IRObject {
        // read interface
        readonly attribute DefinitionKind def_kind;
        // write interface
        void destroy ();
    };

    typedef string VersionSpec;

    interface Contained;

```

```

interface Repository;
interface Container;

interface Contained : IObject {

    // read/write interface

    attribute RepositoryId id;
    attribute Identifier name;
    attribute VersionSpec version;

    // read interface

    readonly attribute Container defined_in;
    readonly attribute ScopedName absolute_name;
    readonly attribute Repository containing_repository;

    struct Description {
        DefinitionKind kind;
        any value;
    };

    Description describe ();

    // write interface

    void move (
        in Container          new_container,
        in Identifier         new_name,
        in VersionSpec       new_version
    );
};

interface ModuleDef;
interface ConstantDef;
interface IDLType;
interface StructDef;
interface UnionDef;
interface EnumDef;
interface AliasDef;
interface InterfaceDef;
interface ExceptionDef;
interface NativeDef;
typedef sequence <InterfaceDef> InterfaceDefSeq;
interface ValueDef;
typedef sequence <ValueDef> ValueDefSeq;
interface ValueBoxDef;
interface AbstractInterfaceDef;
typedef sequence <AbstractInterfaceDef> AbstractInterfaceDefSeq;
interface LocalInterfaceDef;
typedef sequence <LocalInterfaceDef> LocalInterfaceDefSeq;

```

```

interface ExtInterfaceDef;
typedef sequence <ExtInterfaceDef> ExtInterfaceDefSeq;
interface ExtValueDef;
typedef sequence <ExtValueDef> ExtValueDefSeq;
interface ExtAbstractInterfaceDef;
typedef sequence <ExtAbstractInterfaceDef>
    ExtAbstractInterfaceDefSeq;
interface ExtLocalInterfaceDef;
typedef sequence <ExtLocalInterfaceDef>
    ExtLocalInterfaceDefSeq;

typedef sequence <Contained> ContainedSeq;
struct StructMember {
    Identifier      name;
    TypeCode       type;
    IDLType        type_def;
};

typedef sequence <StructMember> StructMemberSeq;

struct Initializer {
    StructMemberSeq members;
    Identifier      name;
};
typedef sequence <Initializer> InitializerSeq;

struct ExceptionDescription {
    Identifier      name;
    RepositoryId   id;
    RepositoryId   defined_in;
    VersionSpec    version;
    TypeCode       type;
};
typedef sequence <ExceptionDescription> ExcDescriptionSeq;

struct ExtInitializer {
    StructMemberSeq members;
    ExcDescriptionSeq exceptions;
    Identifier      name;
};
typedef sequence <ExtInitializer> ExtInitializerSeq;

struct UnionMember {
    Identifier      name;
    any            label;
    TypeCode       type;
    IDLType        type_def;
};

typedef sequence <UnionMember> UnionMemberSeq;

```

```

typedef sequence <Identifier> EnumMemberSeq;

interface Container : IObject {
    // read interface

    Contained lookup (
        in ScopedName      search_name);

    ContainedSeq contents (
        in DefinitionKind  limit_type,
        in boolean         exclude_inherited
    );

    ContainedSeq lookup_name (
        in Identifier      search_name,
        in long            levels_to_search,
        in DefinitionKind  limit_type,
        in boolean         exclude_inherited
    );

    struct Description {
        Contained      contained_object;
        DefinitionKind kind;
        any            value;
    };

    typedef sequence<Description> DescriptionSeq;

    DescriptionSeq describe_contents (
        in DefinitionKind  limit_type,
        in boolean         exclude_inherited,
        in long            max_returned_objs
    );

    // write interface

    ModuleDef create_module (
        in RepositoryId   id,
        in Identifier     name,
        in VersionSpec    version
    );

    ConstantDef create_constant (
        in RepositoryId   id,
        in Identifier     name,
        in VersionSpec    version,
        in IDLType        type,
        in any            value
    );

    StructDef create_struct (

```

```

    in RepositoryId      id,
    in Identifier        name,
    in VersionSpec      version,
    in StructMemberSeq  members
);

UnionDef create_union (
    in RepositoryId      id,
    in Identifier        name,
    in VersionSpec      version,
    in IDLType          discriminator_type,
    in UnionMemberSeq   members
);

EnumDef create_enum (
    in RepositoryId      id,
    in Identifier        name,
    in VersionSpec      version,
    in EnumMemberSeq    members
);

AliasDef create_alias (
    in RepositoryId      id,
    in Identifier        name,
    in VersionSpec      version,
    in IDLType          original_type
);

InterfaceDef create_interface (
    in RepositoryId      id,
    in Identifier        name,
    in VersionSpec      version,
    in InterfaceDefSeq  base_interfaces,
);

ValueDef create_value(
    in RepositoryId      id,
    in Identifier        name,
    in VersionSpec      version,
    in boolean          is_custom,
    in boolean          is_abstract,
    in ValueDef         base_value,
    in boolean          is_truncatable,
    in ValueDefSeq      abstract_base_values,
    in InterfaceDefSeq  supported_interfaces,
    in InitializerSeq   initializers
);

ValueBoxDef create_value_box(
    in RepositoryId      id,
    in Identifier        name,

```

```

        in VersionSpec      version,
        in IDLType          original_type_def
    );

    ExceptionDef create_exception(
        in RepositoryId     id,
        in Identifier       name,
        in VersionSpec      version,
        in StructMemberSeq members
    );

    NativeDef create_native(
        in RepositoryId     id,
        in Identifier       name,
        in VersionSpec      version
    );

    AbstractInterfaceDef create_abstract_interface (
        in RepositoryId id,
        in Identifier name,
        in VersionSpec version,
        in AbstractInterfaceDefSeq base_interfaces,
    );

    LocalInterfaceDef create_local_interface (
        in RepositoryId id,
        in Identifier name,
        in VersionSpec version,
        in InterfaceDefSeq base_interfaces
    );

    ExtValueDef create_ext_value (
        in RepositoryId     id,
        in Identifier       name,
        in VersionSpec      version,
        in boolean          is_custom,
        in boolean          is_abstract,
        in ValueDef         base_value,
        in boolean          is_truncatable,
        in ValueDefSeq      abstract_base_values,
        in InterfaceDefSeq  supported_interfaces,
        in ExtInitializerSeq initializers
    );
};

interface IDLType : IRObject {
    readonly attribute TypeCode type;
};

interface PrimitiveDef;
interface StringDef;

```

```

interface SequenceDef;
interface ArrayDef;
interface WstringDef;
interface FixedDef;

enum PrimitiveKind {
    pk_null, pk_void, pk_short, pk_long, pk_ushort, pk_ulong,
    pk_float, pk_double, pk_boolean, pk_char, pk_octet,
    pk_any, pk_TypeCode, pk_Principal, pk_string, pk_objref,
    pk_longlong, pk_ulonglong, pk_longdouble,
    pk_wchar, pk_wstring, pk_value_base
};

interface Repository : Container {
    // read interface

    Contained lookup_id (in RepositoryId search_id);

    TypeCode get_canonical_typecode(in TypeCode tc);

    PrimitiveDef get_primitive (in PrimitiveKind kind);

    // write interface

    StringDef create_string (in unsigned long bound);

    WstringDef create_wstring (in unsigned long bound);

    SequenceDef create_sequence (
        in unsigned long    bound,
        in IDLType          element_type
    );

    ArrayDef create_array (
        in unsigned long    length,
        in IDLType          element_type
    );

    FixedDef create_fixed (
        in unsigned short   digits,
        in short            scale
    );
};

interface ModuleDef : Container, Contained {
};

struct ModuleDescription {
    Identifier    name;
    RepositoryId  id;
    RepositoryId  defined_in;
};

```



```

    VersionSpec    version;
};

interface ConstantDef : Contained {
    readonly attribute TypeCode type;
    attribute IDLType type_def;
    attribute any value;
};

struct ConstantDescription {
    Identifier      name;
    RepositoryId   id;
    RepositoryId   defined_in;
    VersionSpec    version;
    TypeCode       type;
    any            value;
};

interface TypedefDef : Contained, IDLType {
};

struct TypeDescription {
    Identifier      name;
    RepositoryId   id;
    RepositoryId   defined_in;
    VersionSpec    version;
    TypeCode       type;
};

interface StructDef : TypedefDef, Container {
    attribute StructMemberSeq  members;
};

interface UnionDef : TypedefDef, Container {
    readonly attribute TypeCode discriminator_type;
    attribute IDLType      discriminator_type_def;
    attribute UnionMemberSeq  members;
};

interface EnumDef : TypedefDef {
    attribute EnumMemberSeq  members;
};

interface AliasDef : TypedefDef {
    attribute IDLType      original_type_def;
};

interface NativeDef : TypedefDef {
};

```

```

interface PrimitiveDef: IDLType {
    readonly attribute PrimitiveKind kind;
};

interface StringDef : IDLType {
    attribute unsigned long    bound;
};

interface WstringDef : IDLType {
    attribute unsigned long    bound;
};

interface FixedDef : IDLType {
    attribute unsigned short    digits;
    attribute short            scale;
};

interface SequenceDef : IDLType {
    attribute unsigned long    bound;
    readonly attribute TypeCode element_type;
    attribute IDLType         element_type_def;
};

interface ArrayDef : IDLType {
    attribute unsigned long    length;
    readonly attribute TypeCode element_type;
    attribute IDLType         element_type_def;
};

interface ExceptionDef : Contained, Container {
    readonly attribute TypeCode type;
    attribute StructMemberSeq members;
};

enum AttributeMode {ATTR_NORMAL, ATTR_READONLY};

interface AttributeDef : Contained {
    readonly attribute TypeCode type;
    attribute IDLType         type_def;
    attribute AttributeMode    mode;
};

struct AttributeDescription {
    Identifier    name;
    RepositoryId id;
    RepositoryId defined_in;
    VersionSpec  version;
    TypeCode     type;
    AttributeMode mode;
};

```

```

struct ExtAttributeDescription {
    Identifier          name;
    RepositoryId       id;
    RepositoryId       defined_in;
    VersionSpec        version;
    TypeCode           type;
    AttributeMode      mode;
    ExcDescriptionSeq  get_exceptions;
    ExcDescriptionSeq  put_exceptions;
};

interface ExtAttributeDef : AttributeDef {

    // read/write interface
    attribute ExcDescriptionSeq get_exceptions;
    attribute ExcDescriptionSeq set_exceptions;

    // read interface
    ExtAttributeDescription describe_attribute ();
};

enum OperationMode {OP_NORMAL, OP_ONEWAY};
enum ParameterMode {PARAM_IN, PARAM_OUT, PARAM_INOUT};

struct ParameterDescription {
    Identifier          name;
    TypeCode           type;
    IDLType            type_def;
    ParameterMode      mode;
};

typedef sequence <ParameterDescription> ParDescriptionSeq;
typedef Identifier ContextIdentifier;
typedef sequence <ContextIdentifier> ContextIdSeq;
typedef sequence <ExceptionDef> ExceptionDefSeq;

interface OperationDef : Contained {
    readonly attribute TypeCode result;
    attribute IDLType          result_def;
    attribute ParDescriptionSeq params;
    attribute OperationMode    mode;
    attribute ContextIdSeq     contexts;
    attribute ExceptionDefSeq  exceptions;
};

struct OperationDescription {
    Identifier          name;
    RepositoryId       id;
    RepositoryId       defined_in;
    VersionSpec        version;
    TypeCode           result;

```

```

    OperationMode      mode;
    ContextIdSeq       contexts;
    ParDescriptionSeq  parameters;
    ExcDescriptionSeq  exceptions;
};

typedef sequence <RepositoryId> RepositoryIdSeq;
typedef sequence <OperationDescription> OpDescriptionSeq;
typedef sequence <AttributeDescription> AttrDescriptionSeq;
typedef sequence <ExtAttributeDescription> ExtAttrDescriptionSeq;

interface InterfaceDef : Container, Contained, IDLType {
    // read/write interface

    attribute InterfaceDefSeq      base_interfaces;

    // read interface

    boolean is_a (
        in RepositoryId      interface_id
    );

    struct FullInterfaceDescription {
        Identifier      name;
        RepositoryId    id;
        RepositoryId    defined_in;
        VersionSpec     version;
        OpDescriptionSeq operations;
        AttrDescriptionSeq attributes;
        RepositoryIdSeq base_interfaces;
        TypeCode        type;
    };

    FullInterfaceDescription describe_interface();

    // write interface
    AttributeDef create_attribute (
        in RepositoryId      id,
        in Identifier        name,
        in VersionSpec       version,
        in IDLType           type,
        in AttributeMode     mode
    );

    OperationDef create_operation (
        in RepositoryId      id,
        in Identifier        name,
        in VersionSpec       version,
        in IDLType           result,
        in OperationMode     mode,
        in ParDescriptionSeq params,

```

```

        in ExceptionDefSeq    exceptions,
        in ContextIdSeq      contexts
    );
};

struct InterfaceDescription {
    Identifier                name;
    RepositoryId             id;
    RepositoryId             defined_in;
    VersionSpec              version;
    RepositoryIdSeq          base_interfaces;
};

interface InterfaceAttrExtension {

    // read interface

    struct ExtFullInterfaceDescription {
        Identifier            name;
        RepositoryId         id;
        RepositoryId         defined_in;
        VersionSpec          version;
        OpDescriptionSeq     operations;
        ExtAttrDescriptionSeq attributes;
        RepositoryIdSeq      base_interfaces;
        TypeCode             type;
    };

    ExtFullInterfaceDescription describe_ext_interface ();

    // write interface
    ExtAttributeDef create_ext_attribute (
        in RepositoryId     id,
        in Identifier       name,
        in VersionSpec      version,
        in IDLType          type,
        in AttributeMode    mode,
        in ExceptionDefSeq  get_exceptions,
        in ExceptionDefSeq  set_exceptions
    );
};

interface ExtInterfaceDef : InterfaceDef,
                          InterfaceAttrExtension {
};

typedef short Visibility;
const Visibility PRIVATE_MEMBER = 0;
const Visibility PUBLIC_MEMBER = 1;

struct ValueMember {

```

```

Identifier          name;
RepositoryId       id;
RepositoryId       defined_in;
VersionSpec        version;
TypeCode           type;
IDLType            type_def;
Visibility          access;
};

typedef sequence <ValueMember> ValueMemberSeq;

interface ValueMemberDef : Contained {
    readonly attribute TypeCode type;
    attribute IDLType type_def;
    attribute Visibility access;
};

interface ValueDef : Container, Contained, IDLType {
    // read/write interface

    attribute InterfaceDefSeq supported_interfaces;
    attribute InitializerSeq initializers;
    attribute ValueDef base_value;
    attribute ValueDefSeq abstract_base_values;
    attribute boolean is_abstract;
    attribute boolean is_custom;
    attribute boolean is_truncatable;

    // read interface
    boolean is_a(
        in RepositoryId      id
    );

    struct FullValueDescription {
        Identifier          name;
        RepositoryId       id;
        boolean            is_abstract;
        boolean            is_custom;
        RepositoryId       defined_in;
        VersionSpec        version;
        OpDescriptionSeq   operations;
        AttrDescriptionSeq attributes;
        ValueMemberSeq     members;
        InitializerSeq     initializers;
        RepositoryIdSeq   supported_interfaces;
        RepositoryIdSeq   abstract_base_values;
        boolean            is_truncatable;
        RepositoryId       base_value;
        TypeCode           type;
    };
};

```

```

FullValueDescription describe_value();

// write interface

ValueMemberDef create_value_member(
    in RepositoryId      id,
    in Identifier        name,
    in VersionSpec      version,
    in IDLType          type,
    in Visibility        access
);

AttributeDef create_attribute(
    in RepositoryId      id,
    in Identifier        name,
    in VersionSpec      version,
    in IDLType          type,
    in AttributeMode    mode
);

OperationDef create_operation (
    in RepositoryId      id,
    in Identifier        name,
    in VersionSpec      version,
    in IDLType          result,
    in OperationMode    mode,
    in ParDescriptionSeq params,
    in ExceptionDefSeq  exceptions,
    in ContextIdSeq     contexts
);
};

struct ValueDescription {
    Identifier      name;
    RepositoryId   id;
    boolean        is_abstract;
    boolean        is_custom;
    RepositoryId   defined_in;
    VersionSpec    version;
    RepositoryIdSeq supported_interfaces;
    RepositoryIdSeq abstract_base_values;
    boolean        is_truncatable;
    RepositoryId   base_value;
};

interface ExtValueDef : ValueDef {

    // read/write interface
    attribute ExtInitializerSeq ext_initializers;

    // read interface

```

```

struct ExtFullValueDescription {
    Identifier          name;
    RepositoryId       id;
    boolean            is_abstract;
    boolean            is_custom;
    RepositoryId       defined_in;
    VersionSpec        version;
    OpDescriptionSeq   operations;
    ExtAttrDescriptionSeq attributes;
    ValueMemberSeq     members;
    ExtInitializerSeq  initializers;
    RepositoryIdSeq    supported_interfaces;
    RepositoryIdSeq    abstract_base_values;
    boolean            is_truncatable;
    RepositoryId       base_value;
    TypeCode           type;
};

ExtFullValueDescription describe_ext_value ();

// write interface
ExtAttributeDef create_ext_attribute (
    in RepositoryId    id,
    in Identifier      name,
    in VersionSpec     version,
    in IDLType         type,
    in AttributeMode   mode,
    in ExceptionDefSeq get_exceptions,
    in ExceptionDefSeq set_exceptions
);
};

interface ValueBoxDef : TypedefDef {
    attribute IDLType original_type_def;
};

interface AbstractInterfaceDef : InterfaceDef {
};

interface ExtAbstractInterfaceDef : AbstractInterfaceDef,
    InterfaceAttrExtension {
};

interface LocalInterfaceDef : InterfaceDef {
};

interface ExtLocalInterfaceDef : LocalInterfaceDef,
    InterfaceAttrExtension {
};

```

//

```

module ComponentIR {
  typeprefix ComponentIR "omg.org";

  interface ComponentDef;
  interface HomeDef;

  interface EventDef : ExtValueDef {};

  interface Container{
    ComponentDef create_component (
      in RepositoryId id,
      in Identifier name,
      in VersionSpec version,
      in ComponentDef base_component,
      in InterfaceDefSeq supports_interfaces
    );

    HomeDef create_home (
      in RepositoryId id,
      in Identifier name,
      in VersionSpec version,
      in HomeDef base_home,
      in ComponentDef managed_component,
      in InterfaceDefSeq supports_interfaces,
      in ValueDef primary_key
    );

    EventDef create_event (
      in RepositoryId id,
      in Identifier name,
      in VersionSpec version,
      in boolean is_custom,
      in boolean is_abstract,
      in ValueDef base_value,
      in boolean is_truncatable,
      in ValueDefSeq abstract_base_values,
      in InterfaceDefSeq supported_interfaces,
      in ExtInitializerSeq initializers
    );
  };

  interface ModuleDef : CORBA::ModuleDef, Container{};
  interface Repository : CORBA::Repository, Container{};

  interface ProvidesDef : Contained {
    attribute InterfaceDef interface_type;
  };

  struct ProvidesDescription {
    Identifier name;
    RepositoryId id;
    RepositoryId defined_in;
    VersionSpec version;
  };
}

```

```

    RepositoryId interface_type;
};

interface UsesDef : Contained {
    attribute InterfaceDef interface_type;
    attribute boolean is_multiple;
};

struct UsesDescription {
    Identifier name;
    RepositoryId id;
    RepositoryId defined_in;
    VersionSpec version;
    RepositoryId interface_type;
    boolean is_multiple;
};

interface EventPortDef : Contained {

    // read/write interface
    attribute EventDef event;

    // read interface
    boolean is_a (in RepositoryId event_id);
};

struct EventPortDescription {
    Identifier name;
    RepositoryId id;
    RepositoryId defined_in;
    VersionSpec version;
    RepositoryId event;
};

interface EmitsDef : EventPortDef {};

interface PublishesDef : EventPortDef {};

interface ConsumesDef : EventPortDef {};

interface ComponentDef : ExtInterfaceDef {

    // read/write interface
    attribute ComponentDef base_component;
    attribute InterfaceDefSeq supported_interfaces;

    // write interface
    ProvidesDef create_provides (
        in RepositoryId id,
        in Identifier name,
        in VersionSpec version,
        in InterfaceDef interface_type
    );

    UsesDef create_uses (

```

```

        in RepositoryId    id,
        in Identifier      name,
        in VersionSpec    version,
        in InterfaceDef   interface_type,
        in boolean        is_multiple
    );

    EmitsDef create_emits (
        in RepositoryId    id,
        in Identifier      name,
        in VersionSpec    version,
        in EventDef       event
    );

    PublishesDef create_publishes (
        in RepositoryId    id,
        in Identifier      name,
        in VersionSpec    version,
        in EventDef       event
    );

    ConsumesDef create_consumes (
        in RepositoryId    id,
        in Identifier      name,
        in VersionSpec    version,
        in EventDef       event
    );
};

typedef sequence<ProvidesDescription>
    ProvidesDescriptionSeq;
typedef sequence<UsesDescription> UsesDescriptionSeq;
typedef sequence<EventPortDescription>
    EventPortDescriptionSeq;

struct ComponentDescription {
    Identifier      name;
    RepositoryId   id;
    RepositoryId   defined_in;
    VersionSpec    version;
    RepositoryId   base_component;
    RepositoryIdSeq supported_interfaces;
    ProvidesDescriptionSeq provided_interfaces;
    UsesDescriptionSeq used_interfaces;
    EventPortDescriptionSeq emits_events;
    EventPortDescriptionSeq publishes_events;
    EventPortDescriptionSeq consumes_events;
    ExtAttrDescriptionSeq attributes;
    TypeCode       type;
};

interface FactoryDef : OperationDef {};

```

```

interface FinderDef : OperationDef {};

interface HomeDef : ExtInterfaceDef {

    // read/write interface
    attribute HomeDef base_home;
    attribute InterfaceDefSeq supported_interfaces;
    attribute ComponentDef managed_component;
    attribute ValueDef primary_key;

    // write interface
    FactoryDef create_factory (
        in RepositoryId id,
        in Identifier name,
        in VersionSpec version,
        in ParDescriptionSeq params,
        in ExceptionDefSeq exceptions
    );

    FinderDef create_finder (
        in RepositoryId id,
        in Identifier name,
        in VersionSpec version,
        in ParDescriptionSeq params,
        in ExceptionDefSeq exceptions
    );
};

struct HomeDescription {
    Identifier name;
    RepositoryId id;
    RepositoryId defined_in;
    VersionSpec version;
    RepositoryId base_home;
    RepositoryId managed_component;
    ValueDescription primary_key;
    OpDescriptionSeq factories;
    OpDescriptionSeq finders;
    OpDescriptionSeq operations;
    ExtAttrDescriptionSeq attributes;
    TypeCode type;
};
};
};

```

15 The Portable Object Adapter

15.1 Overview

This clause describes the Portable Object Adapter, or POA. It presents the design goals, a description of the abstract model of the POA and its interfaces, followed by a detailed description of the interfaces themselves.

The POA is designed to meet the following goals:

- Allow programmers to construct object implementations that are portable between different ORB products.
- Provide support for objects with persistent identities. More precisely, the POA is designed to allow programmers to build object implementations that can provide consistent service for objects whose lifetimes (from the perspective of a client holding a reference for such an object) span multiple server lifetimes.
- Provide support for transparent activation of objects.
- Allow a single servant to support multiple object identities simultaneously.
- Allow multiple distinct instances of the POA to exist in a server.
- Provide support for transient objects with minimal programming effort and overhead.
- Provide support for implicit activation of servants with POA-allocated Object Ids.
- Allow object implementations to be maximally responsible for an object's behavior. Specifically, an implementation can control an object's behavior by establishing the datum that defines an object's identity, determining the relationship between the object's identity and the object's state, managing the storage and retrieval of the object's state, providing the code that will be executed in response to requests, and determining whether or not the object exists at any point in time.
- Avoid requiring the ORB to maintain persistent state describing individual objects, their identities, where their state is stored, whether certain identity values have been previously used or not, whether an object has ceased to exist or not, and so on.
- Provide an extensible mechanism for associating policy information with objects implemented in the POA.
- Allow programmers to construct object implementations that inherit from static skeleton classes, generated by IDL compilers, or a DSI implementation.

15.2 Abstract Model Description

The POA interfaces described in this clause imply a particular abstract computational model. This sub clause presents that model and defines terminology and basic concepts that will be used in subsequent sub clauses.

This sub clause provides the rationale for the POA design, describes some of its intended uses, and provides a background for understanding the interface descriptions.

15.2.1 Model Components

The model supported by the POA is a specialization of the general object model described in the OMA guide. Most of the elements of the CORBA object model are present in the model described here, but there are some new components, and some of the names of existing components are defined more precisely than they are in the CORBA object model. The abstract model supported by the POA has the following components:

- *Client*—A client is a computational context that makes requests on an object through one of its references.
- *Server*—A server is a computational context in which the implementation of an object exists. Generally, a server corresponds to a process. Note that *client* and *server* are roles that programs play with respect to a given object. A program that is a client for one object may be the server for another. The same process may be both client and server for a single object.
- *Object*—In this discussion, we use *object* to indicate a CORBA object in the abstract sense, that is, a programming entity with an identity, an interface, and an implementation. From a client's perspective, the object's identity is encapsulated in the object's reference. This specification defines the server's view of object identity, which is explicitly managed by object implementations through the POA interface.
- *Servant*—A servant is a programming language object or entity that implements requests on one or more objects. Servants generally exist within the context of a server process. Requests made on an object's references are mediated by the ORB and transformed into invocations on a particular servant. In the course of an object's lifetime it may be associated with (that is, requests on its references will be targeted at) multiple servants.
- *Object Id*—An Object Id is a value that is used by the POA and by the user-supplied implementation to identify a particular abstract CORBA object. Object Id values may be assigned and managed by the POA, or they may be assigned and managed by the implementation. Object Id values are hidden from clients, encapsulated by references. Object Ids have no standard form; they are managed by the POA as uninterpreted octet sequences.

Note that the Object Id defined in this specification is a mechanical device used by an object implementation to correlate incoming requests with references it has previously created and exposed to clients. It does not constitute a unique logical identity for an object in any larger sense. The assignment and interpretation of Object Id values is primarily the responsibility of the application developer, although the **SYSTEM_ID** policy enables the POA to generate Object Id values for the application.

- *Object Reference*—An object reference in this model is the same as in the CORBA object model. This model implies, however, that a reference specifically encapsulates an Object Id and a POA identity.

Note that a concrete reference in a specific ORB implementation will contain more information, such as the location of the server and POA in question. For example, it might contain the full name of the POA (the names of all POAs starting from the root and ending with the specific POA). The reference might not, in fact, actually contain the Object Id, but instead contain more compact values managed by the ORB that can be mapped to the Object Id. This is a description of the abstract information model implied by the POA. Whatever encoding is used to represent the POA name and the Object Id must not restrict the ability to use any legal character in a POA name or any legal octet in an Object Id.

- *POA*—A POA is an identifiable entity within the context of a server. Each POA provides a namespace for Object Ids and a namespace for other (nested or child) POAs. Policies associated with a POA describe characteristics of the objects implemented in that POA. Nested POAs form a hierarchical name space for objects within a server.
- *Policy*—A Policy is an object associated with a POA by an application in order to specify a characteristic shared by the objects implemented in that POA. This specification defines policies controlling the POA's threading model as well as a variety of other options related to the management of objects. Other specifications may define other policies that affect how an ORB processes requests on objects implemented in the POA.
- *POA Manager*—A POA manager is an object that encapsulates the processing state of one or more POAs. Using operations on a POA manager, the developer can cause requests for the associated POAs to be queued or discarded. The developer can also use the POA manager to deactivate the POAs.
- *POA Manager Factory* -- A POA Manager Factory allows explicit creation of POA managers and lookup of existing POA managers. With explicit creation, the developer can control the identity (the name) of a POA manager as well as pass configuration policies to the factory operation.

- *Servant Manager*—A servant manager is an object that the application developer can associate with a POA. The ORB will invoke operations on servant managers to activate servants on demand, and to deactivate servants. Servant managers are responsible for managing the association of an object (as characterized by its Object Id value) with a particular servant, and for determining whether an object exists or not. There are two kinds of servant managers, called **ServantActivator** and **ServantLocator**; the type used in a particular situation depends on policies in the POA.
- *Adapter Activator*—An adapter activator is an object that the application developer can associate with a POA. The ORB will invoke an operation on an adapter activator when a request is received for a child POA that does not currently exist. The adapter activator can then create the required POA on demand.

15.2.2 Model Architecture

This sub clause describes the architecture of the abstract model implied by the POA, and the interactions between various components. The ORB is an abstraction visible to both the client and server. The POA is an object visible to the server. User-supplied implementations are registered with the POA (this statement is a simplification; more detail is provided below). Clients hold references upon which they can make requests. The ORB, POA, and implementation all cooperate to determine which servant the operation should be invoked on, and to perform the invocation.

Figure 15.1 shows the detail of the relationship between the POA and the implementation. Ultimately, a POA deals with an Object Id and an active servant. By *active servant*, we mean a programming object that exists in memory and has been presented to the POA with one or more associated object identities. There are several ways for this association to be made.

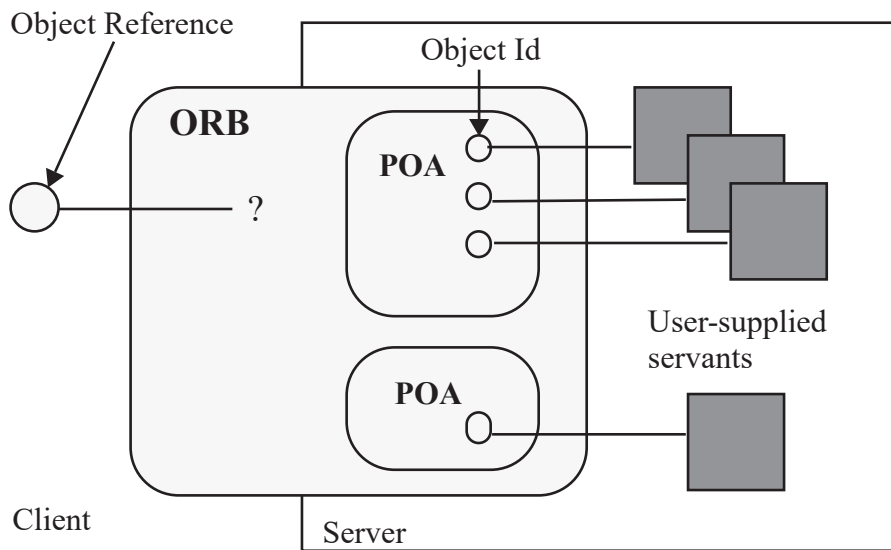


Figure 15.1 - Abstract POA Model

If the POA supports the **RETAIN** policy, it maintains a map, labeled *Active Object Map*, that associates Object Ids with active servants, each association constituting an active object. If the POA has the **USE_DEFAULT_SERVANT** policy, a default servant may be registered with the POA. Alternatively, if the POA has the **USE_SERVANT_MANAGER** policy, a user-written servant manager may be registered with the POA. If the Active Object Map is not used, or a request arrives for

an object not present in the Active Object Map, the POA either uses the default servant to perform the request or it invokes the servant manager to obtain a servant to perform the request. If the **RETAIN** policy is used, the servant returned by a servant manager is retained in the Active Object Map. Otherwise, the servant is used only to process the one request.

In this specification, the term *active* is applied equally to servants, Object Ids, and objects. An object is active in a POA if the POA's Active Object Map contains an entry that associates an Object Id with an existing servant. When this specification refers to *active Object Ids* and *active servants*, it means that the Object Id value or servant in question is part of an entry in the Active Object Map. An Object Id can appear in a POA's Active Object Map only once.

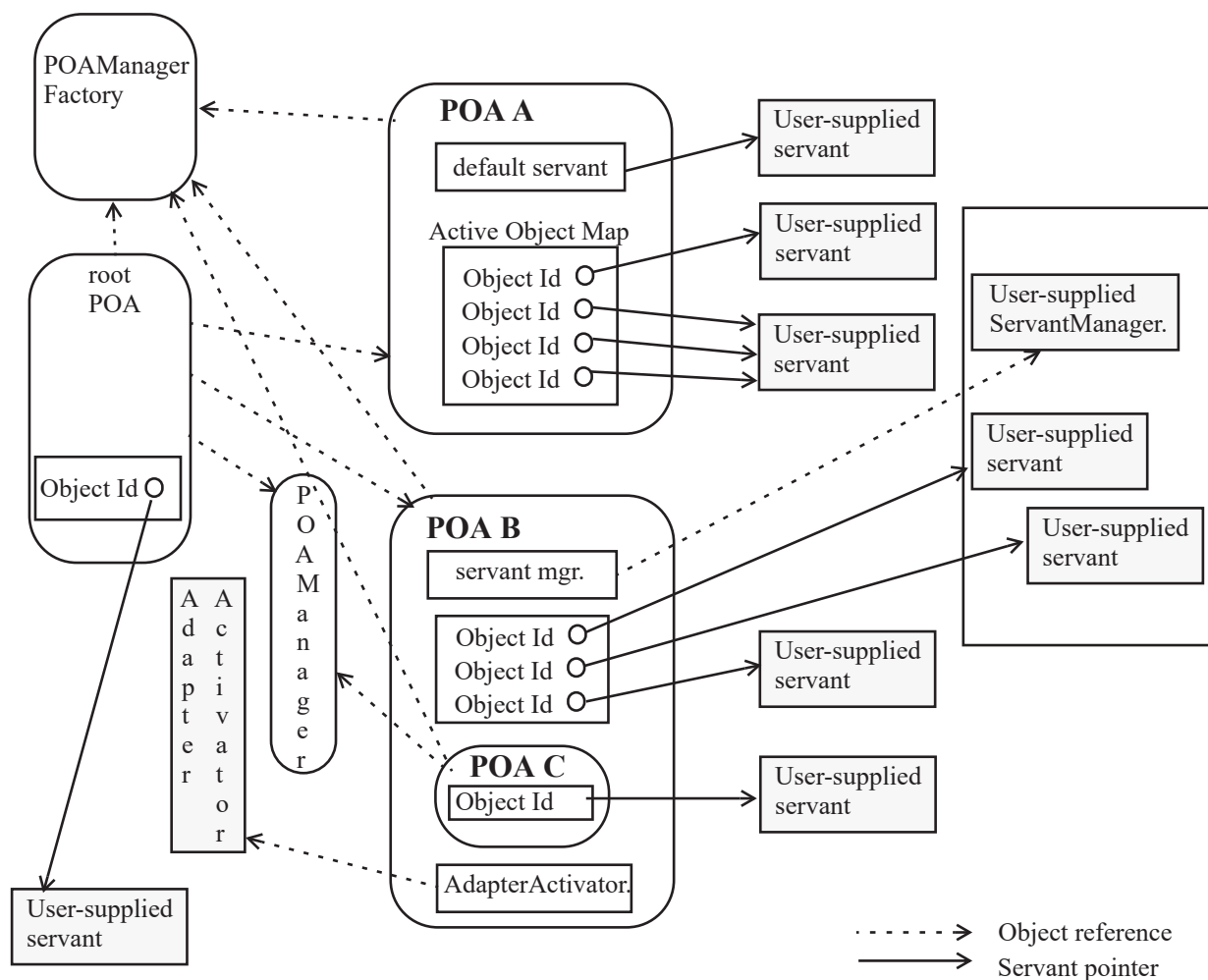


Figure 15.2 - POA Architecture

15.2.3 POA Creation

To implement an object using the POA requires that the server application obtain a POA object. A distinguished POA object, called the *root POA*, is managed by the ORB and provided to the application using the ORB initialization interface under the initial object name "RootPOA." The application developer can create objects using the root POA if those default policies are suitable.

The root POA has the following policies:

- Thread Policy: **ORB_CTRL_MODEL**
- Lifespan Policy: **TRANSIENT**
- Object Id Uniqueness Policy: **UNIQUE_ID**
- Id Assignment Policy: **SYSTEM_ID**
- Servant Retention Policy: **RETAIN**
- Request Processing Policy: **USE_ACTIVE_OBJECT_MAP_ONLY**
- Implicit Activation Policy: **IMPLICIT_ACTIVATION**

The developer can also create new POAs. Creating a new POA allows the application developer to declare specific policy choices for the new POA and to provide a different adapter activator and servant manager (these are callback objects used by the POA to activate objects and nested POAs on demand). Creating new POAs also allows the application developer to partition the name space of objects, as Object Ids are interpreted relative to a POA. Finally, by creating new POAs, the developer can independently control request processing for multiple sets of objects.

A POA is created as a child of an existing POA using the **create_POA** operation on the parent POA. When a POA is created, the POA is given a name that must be unique with respect to all other POAs with the same parent.

POA objects are not persistent. No POA state can be assumed to be saved by the ORB. It is the responsibility of the server application to create and initialize the appropriate POA objects during server initialization or to set an **AdapterActivator** to create POA objects needed later.

Creating the appropriate POA objects is particularly important for persistent objects, objects whose existence can span multiple server lifetimes. To support an object reference created in a previous server process, the application must recreate the POA that created the object reference as well as all of its ancestor POAs. To ensure portability, each POA must be created with the same name as the corresponding POA in the original server process and with the same policies. (It is the user's responsibility to create the POA with these conditions.)

A portable server application can presume that there is no conflict between its POA names and the POA names chosen by other applications. It is the responsibility of the ORB implementation to provide a way to support this behavior.

Each distinct ORB created as the result of an **ORB_init** call in an application has its own separate root POA and POA namespace.

15.2.4 Reference Creation

Object references are created in servers. Once they are created, they may be exported to clients.

From this model's perspective, object references encapsulate object identity information and information required by the ORB to identify and locate the server and POA with which the object is associated (that is, in whose scope the reference was created.) References are created in the following ways:

- The server application may directly create a reference with the **create_reference** and **create_reference_with_id** operations on a POA object. These operations collect the necessary information to constitute the reference, either from information associated with the POA or as parameters to the operation. These operations only create a reference. In doing so, they bring the abstract object into existence, but do not associate it with an active servant.
- The server application may explicitly activate a servant, associating it with an object identity using the **activate_object** or **activate_object_with_id** operations. Once a servant is activated, the server application can map the servant to its corresponding reference using the **servant_to_reference** or **id_to_reference** operations.

- The server application may cause a servant to implicitly activate itself. This behavior can only occur if the POA has been created with the **IMPLICIT_ACTIVATION** policy. If an attempt is made to obtain an object reference corresponding to an inactive servant, the POA may automatically assign a generated unique Object Id to the servant and activate the resulting object. The reference may be obtained by invoking **POA::servant_to_reference** with an inactive servant, or by performing an explicit or implicit type conversion from the servant to a reference type in programming language mappings that permit this conversion.

Once a reference is created in the server, it can be made available to clients in a variety of ways. It can be advertised through the OMG Naming and Trading Services. It can be converted to a string via **ORB::object_to_string** and published in some way that allows the client to discover the string and convert it to a reference using **ORB::string_to_object**. It can be returned as the result of an operation invocation.

Once a reference becomes available to a client, that reference constitutes the identity of the object from the client's perspective. As long as the client program holds and uses that reference, requests made on the reference should be sent to the "same" object.

NOTE: The meaning of object identity and "sameness" is at present the subject of debate in the OMG. This specification does not attempt to resolve that debate in any way, particularly by defining a concrete notion of identity that is exposed to clients, beyond the existing notions of identity described in the CORBA specifications and the OMA guide.

The states of servers and implementation objects are opaque to clients. This specification deals primarily with the view of the ORB from the server's perspective.

15.2.5 Object Activation States

At any point in time, a CORBA object may or may not be associated with an active servant.

If the POA has the **RETAIN** policy, the servant and its associated Object Id are entered into the Active Object Map of the appropriate POA. This type of activation can be accomplished in one of the following ways.

- The server application itself explicitly activates individual objects (via the **activate_object** or **activate_object_with_id** operations).
- The server application instructs the POA to activate objects on demand by having the POA invoke a user-supplied servant manager. The server application registers this servant manager with **set_servant_manager**.
- Under some circumstances (when the **IMPLICIT_ACTIVATION** policy is also in effect and the language binding allows such an operation), the POA may implicitly activate an object when the server application attempts to obtain a reference for a servant that is not already active (that is, not associated with an Object Id).

If the **USE_DEFAULT_SERVANT** policy is also in effect, the server application instructs the POA to activate unknown objects by having the POA invoke a single servant no matter what the Object Id is. The server application registers this servant with **set_servant**.

If the POA has the **NON_RETAIN** policy, for every request, the POA may use either a default servant or a servant manager to locate an active servant. From the POA's point of view, the servant is active only for the duration of that one request. The POA does not enter the servant-object association into the Active Object Map.

15.2.6 Request Processing

A request must be capable of conveying the Object Id of the target object as well as the identification of the POA that created the target object reference. When a client issues a request, the ORB first locates an appropriate server (perhaps starting one if needed) and then it locates the appropriate POA within that server.

If the POA does not exist in the server process, the application has the opportunity to re-create the required POA by using an adapter activator. An adapter activator is a user-implemented object that can be associated with a POA. It is invoked by the ORB when a request is received for a non-existent child POA. The adapter activator has the opportunity to create the required POA. If it does not, the client receives the **OBJECT_NOT_EXIST** exception with standard minor code 2.

Once the ORB has located the appropriate POA, it delivers the request to that POA. The further processing of that request depends both upon the policies associated with that POA as well as the object's current state of activation.

If the POA has the **RETAIN** policy, the POA looks in the Active Object Map to find out if there is a servant associated with the Object Id value from the request. If such a servant exists, the POA invokes the appropriate method on the servant.

If the POA has the **NON_RETAIN** policy or has the **RETAIN** policy but didn't find a servant in the Active Object Map, the POA takes the following actions:

- If the POA has the **USE_DEFAULT_SERVANT** policy, a default servant has been associated with the POA so the POA will invoke the appropriate method on that servant. If no servant has been associated with the POA, the POA raises the **OBJ_ADAPTER** system exception with standard minor code 3.
- If the POA has the **USE_SERVANT_MANAGER** policy, a servant manager has been associated with the POA so the POA will invoke **incarnate** or **preinvoke** on it to find a servant that may handle the request. (The choice of method depends on the **NON_RETAIN** or **RETAIN** policy of the POA.) If no servant manager has been associated with the POA, the POA raises the **OBJ_ADAPTER** system exception with standard minor code 4.
- If the **USE_OBJECT_MAP_ONLY** policy is in effect, the POA raises the **OBJECT_NOT_EXIST** system exception with standard minor code 2.

If a servant manager is located and invoked, but the servant manager is not directly capable of incarnating the object, it (the servant manager) may deal with the circumstance in a variety of ways, all of which are the application's responsibility. Any system exception raised by the servant manager will be returned to the client in the reply. In addition to standard system exceptions, a servant manager is capable of raising a **ForwardRequest** exception. This exception includes an object reference. The ORB will process this exception as specified in Common Information for Servant Manager Types on page 319.

15.2.7 Implicit Activation

A POA can be created with a policy that indicates that its objects may be implicitly activated. This policy, **IMPLICIT_ACTIVATION**, also requires the **SYSTEM_ID** and **RETAIN** policies.

When a POA supports implicit activation, an inactive servant may be implicitly activated in that POA by certain operations that logically require an *Object Id* to be assigned to that servant. (**IMPLICIT_ACTIVATION** does not disallow explicit activation; instead, it enables both implicit and explicit activation.)

Implicit activation of an object involves allocating a system-generated Object Id and registering the servant with that *Object Id* in the *Active Object Map*. The interface associated with the implicitly activated object is determined from the servant (using static information from the skeleton, or, in the case of a dynamic servant, using the **_primary_interface()** operation).

The operations that support implicit activation include:

- The **POA::servant_to_reference** operation, which takes a servant parameter and returns a reference.
- The **POA::servant_to_id** operation, which takes a servant parameter and returns an Object Id.

- Operations supported by a language mapping to obtain an object reference or an Object Id for a servant. For example, the `_this()` servant member function in C++ returns an object reference for the servant.
- Implicit conversions supported by a language mapping that convert a servant to an object reference or an Object Id.

The last two categories of operations are language-mapping-dependent.

If the POA has the **UNIQUE_ID** policy, then implicit activation will occur when any of these operations are performed on a servant that is not currently active (that is, it is associated with no Object Id in the POA's Active Object Map).

If the POA has the **MULTIPLE_ID** policy, the **servant_to_reference** and **servant_to_id** operations will *always* perform implicit activation, even if the servant is already associated with an Object Id. The behavior of language mapping operations in the **MULTIPLE_ID** case is specified by the language mapping. For example, in C++, the `_this()` servant member function will not implicitly activate a **MULTIPLE_ID** servant if the invocation of `_this()` is immediately within the dynamic context of a request invocation directed by the POA to that servant; instead, it returns the object reference used to issue the request.

NOTE: The exact timing of implicit activation is ORB implementation-dependent. For example, instead of activating the object immediately upon creation of a local object reference, the ORB could defer the activation until the Object Id is actually needed (for example, when the object reference is exported outside the process).

15.2.8 Multi-threading

The POA does not require the use of threads and does not specify what support is needed from a threads package. However, in order to allow the development of portable servers that utilize threads, the behavior of the POA and related interfaces when used within a multiple-thread environment must be specified.

Specifying this behavior does not require that an ORB must support being used in a threaded environment, nor does it require that an ORB must utilize threads in the processing of requests. The only requirement given here is that if an ORB does provide support for multi-threading, these are the behaviors that will be supported by that ORB. This allows a programmer to take advantage of multiple ORBs that support threads in a portable manner across those ORBs.

The POA's processing is affected by the thread-related calls available in the ORB: **work_pending**, **perform_work**, **run**, and **shutdown**.

15.2.8.1 POA Threading Models

The POA supports three models of threading when used in conjunction with multi-threaded ORB implementations; ORB controlled, single thread and main-thread behavior. The three models can be used together or independently. All can be used in environments where a single-threaded ORB is used.

The threading model associated with a POA is indicated when the POA is created by including a **ThreadPolicy** object in the policies parameter of the POA's **create_POA** operation. Once a POA is created with one model, it cannot be changed to the other. All uses of the POA within the server must conform to that threading model associated with the POA.

15.2.8.2 Using the Single Thread Model

Requests for each single-threaded POA are processed sequentially. In a multi-threaded environment, upcalls made by this POA to servants shall not be made concurrently. This provides a degree of safety for code that is multi-thread-unaware.

NOTE: In a multi-threaded environment, requests to distinct single-threaded POAs may be processed concurrently.

The POA will still allow reentrant calls from an object implementation to itself, or to another object implementation managed by the same POA.

15.2.8.3 Using the ORB Controlled Model

The ORB controlled model of threading is used in environments where the developer wants the ORB/POA to control the use of threads in the manner provided by the ORB. This model can also be used in environments that do not support threads.

In this model, the ORB is responsible for the creation, management, and destruction of threads used with one or more POAs.

15.2.8.4 Using the Main Thread Model

Requests for all main-thread POAs are processed sequentially. In a multi-threaded environment, all upcalls made by all POAs with this policy to servants are made in a manner that is safe for code that is multi-thread-unaware.

If the environment has special requirements that some code must run on a distinguished “main” thread, servant upcalls will be processed on that thread.

NOTE: Not all environments have such a special requirement. If not, while requests will be processed sequentially they might not all be processed by the same thread.

15.2.8.5 Limitations When Using Multiple Threads

There are no guarantees that the ORB and POA will do anything specific about dispatching requests across threads with a single POA. Therefore, a server programmer who wants to use one or more POAs within multiple threads must take on all of the serialization of access to objects within those threads.

There may be requests active for the same object being dispatched within multiple threads at the same time. The programmer must be aware of this possibility and code with it in mind.

15.2.9 Dynamic Skeleton Interface

The POA is designed to enable programmers to connect servants to type-specific skeletons, typically generated by IDL compilers, or dynamic skeletons.

Servants that are members of type-specific skeleton classes are referred to as type-specific servants. Servants connected to dynamic skeletons are used to implement the Dynamic Skeleton Interface (DSI) and are referred to as DSI servants.

Whether a CORBA object is being incarnated by a DSI servant or a type-specific servant is transparent to its clients. Two CORBA objects supporting the same interface may be incarnated, one by a DSI servant and the other with a type-specific servant. Furthermore, a CORBA object may be incarnated by a DSI servant only during some period of time, while the rest of the time is incarnated by a static servant.

The mapping for POA DSI servants is language-specific, with each language providing a set of interfaces to the POA. These interfaces are used only by the POA. The interfaces required are the following:

- Take a **CORBA::ServerRequest** object from the POA and perform the processing necessary to execute the request.
- Return the Interface Repository Id identifying the most-derived interface supported by the target CORBA object in a request.

The reason for the first interface is the entire reason for existence of the DSI: to be able to handle any request in the way the programmer wishes to handle it. A single DSI servant may be used to incarnate several CORBA objects, potentially supporting different interfaces.

The reason for the second interface can be understood by comparing DSI servants to type-specific servants.

A type-specific servant may incarnate several CORBA objects but all of them will support the same IDL interface as the most-derived IDL interface. In C++, for example, an IDL interface **Window** in module **GraphicalSystem** will generate a type-specific skeleton class called **Window** in namespace **POA_GraphicalSystem**. A type-specific servant that is directly derived from the **POA_GraphicalSystem::Window** skeleton class may incarnate several CORBA objects at a time, but all those CORBA objects will support the **GraphicalSystem::Window** interface as the most-derived interface.

A DSI servant may incarnate several CORBA objects, not necessarily supporting the same IDL interface as the most-derived IDL interface.

In both cases (type-specific and DSI) the POA may need to determine, at runtime, the Interface Repository Id identifying the most-derived interface supported by the target CORBA object in a request. The POA should be able to determine this by asking the servant that is going to serve the CORBA object.

In the case of type-specific servants, the POA obtains that information from the type-specific skeleton class from which the servant is directly derived. In the case of DSI servants, the POA obtains that information by using the second language-specific interface above.

15.2.10 Location Transparency

The POA supports location transparency for objects implemented using the POA. Unless explicitly stated to the contrary, all POA behavior described in this specification applies regardless of whether the client is local (same process) or remote. For example, like a request from a remote client, a request from a local client may cause object activation if the object is not active, block indefinitely if the target object's POA is in the holding state, be rejected if the target object's POA is in the discarding or inactive states, be delivered to a thread-unaware object implementation, or be delivered to a different object if the target object's servant manager raises the **ForwardRequest** exception. The Object Id and POA of the target object will also be available to the server via the **Current** object, regardless of whether the client is local or remote.

NOTE: The implication of these requirements on the ORB implementation is to require the ORB to mediate all requests to POA-based objects, even if the client is co-resident in the same process. This specification is not intended to change CORBAServices specifications that allow for behaviors that are not location transparent. This specification does not prohibit (nonstandard) POA extensions to support object behavior that is not location-transparent.

15.3 Interfaces

The POA-related interfaces are defined in a module separate from the **CORBA** module, the **PortableServer** module. It consists of these interfaces:

- POA
- POAManager
- POAManagerFactory
- ServantManager
- ServantActivator
- ServantLocator

- AdapterActivator
- ThreadPolicy
- LifespanPolicy
- IdUniquenessPolicy
- IdAssignmentPolicy
- ImplicitActivationPolicy
- ServantRetentionPolicy
- RequestProcessingPolicy
- Current

In addition, the POA defines the **Servant** native type.

All local objects specified in this clause except for **AdapterActivator**, **ServantManager**, **ServantActivator** and **ServantLocator** override the default behavior of the **Object::get_orb** operation and return the **ORB** that is associated with the root POA local object.

15.3.1 The Servant IDL Type

This specification defines a native type **PortableServer::Servant**. Values of the type **Servant** are programming-language-specific implementations of CORBA interfaces. Each language mapping must specify how **Servant** is mapped to the programming language data type that corresponds to an object implementation. The **Servant** type has the following characteristics and constraints.

- Values of type **Servant** are opaque from the perspective of CORBA application programmers. There are no operations that can be performed directly on them by user programs. They can be passed as parameters to certain POA operations. Some language mappings may allow **Servant** values to be implicitly converted to object references under appropriate conditions.
- Values of type **Servant** support a language-specific programming interface that can be used by the ORB to obtain a default POA for that servant. This interface is used only to support implicit activation. A language mapping may provide a default implementation of this interface that returns the root POA of a default ORB.
- Values of type **Servant** provide default implementations of the standard object reference operations **get_interface**, **is_a**, **repository_id**, and **non_existent**. These operations can be overridden by the programmer to provide additional behavior needed by the object implementation. The default implementations of **get_interface**, **repository_id**, and **is_a** operations use the most derived interface of a static servant or the most derived interface retrieved from a dynamic servant to perform the operation. The default implementation of the **non_existent** operation returns **FALSE**. These operations are invoked by the POA just like any other operation invocation, so the **PortableServer::Current** interface and any language-mapping-provided method of accessing the invocation context are available.
- Values of type **Servant** must be testable for identity.
- Values of type **Servant** have no meaning outside of the process context or address space in which they are generated.

15.3.2 POAManager Interface

Each POA object has an associated **POAManager** object. A POA manager may be associated with one or more POA objects. A POA manager encapsulates the processing state of the POAs it is associated with. Using operations on the POA manager, an application can cause requests for those POAs to be queued or discarded, and can cause the POAs to be deactivated.

Each **POAManager** has a unique string as its identity. The scope of the **POAManager** identity is the **ORB**, so no two **POAManagers** within the same **ORB** can have the same identity (but **POAManagers** in different **ORBs** can). The **POAManager** for the Root **POA** has the name “**RootPOAManager**.”

If a **POAManager** is created implicitly (as part of the creation of a new **POA**), it is assigned a unique identity by the **ORB** run time. If a **POAManager** is created explicitly (using the **POAManagerFactory**), its identity is the string passed to the factory operation. (An empty identity string is legal.) A **POAManager** is destroyed implicitly, when the last of its **POAs** is destroyed.

POAManager is a local interface.

15.3.2.1 Processing States

A POA manager has four possible processing states; *active*, *inactive*, *holding*, and *discarding*. The processing state determines the capabilities of the associated POAs and the disposition of requests received by those POAs. Figure 15.3 illustrates the processing states and the transitions between them. For simplicity of presentation, this specification sometimes describes these states as POA states, referring to the POA or POAs that have been associated with a particular POA manager. A POA manager is created in the *holding* state. The root POA is therefore initially in the *holding* state.

For simplicity in the figure and the explanation, operations that would not cause a state change are not shown. For example, if a POA is in “active” state, it does not change state due to an activate operation. Such operations complete successfully with no special notice.

The only exception is the inactive state: a **deactivate** operation invoked in the inactive state may block under certain circumstances. See deactivate on page 315 for details.

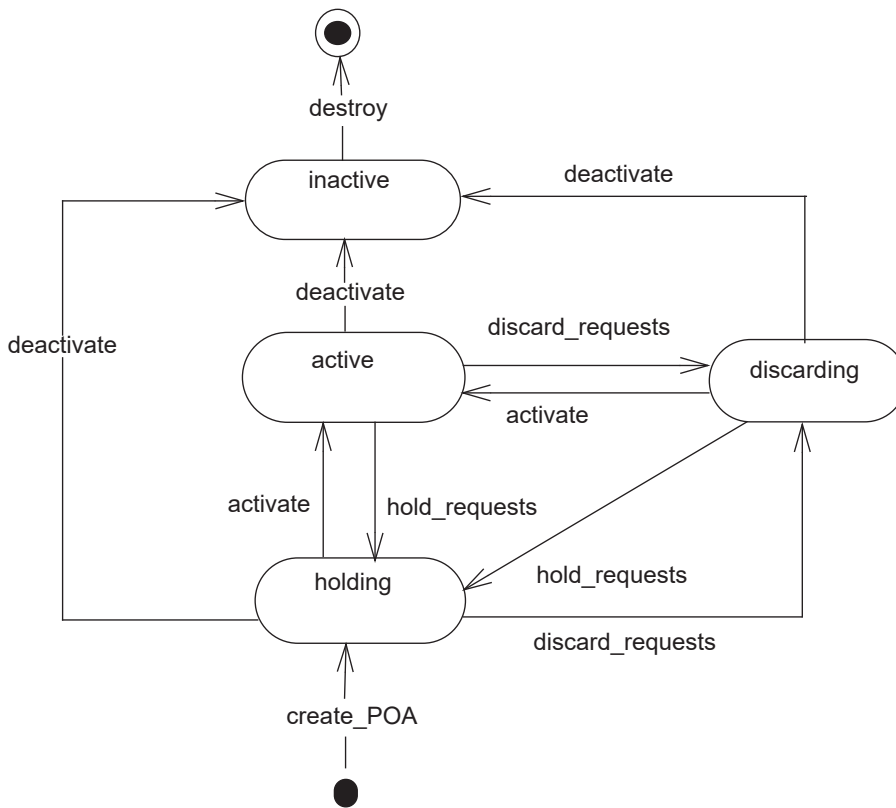


Figure 15.3 Processing States

Active State

When a POA manager is in the *active* state, the associated POAs will receive and start processing requests (assuming that appropriate thread resources are available). Note that even in the active state, a POA may need to queue requests depending upon the ORB implementation and resource limits. The number of requests that can be received and/or queued is an implementation limit. If this limit is reached, the POA should return a **TRANSIENT** system exception, with standard minor code 1, to indicate that the client should re-issue the request.

A user program can legally transition a POA manager from the *active* state to either the *discarding*, *holding*, or *inactive* state by calling the **discard_requests**, **hold_requests**, or **deactivate** operations, respectively. The POA enters the *active* state through the use of the **activate** operation when in the *discarding* or *holding* state.

Discarding State

When a POA manager is in the *discarding* state, the associated POAs will discard all incoming requests (whose processing has not yet begun). When a request is discarded, the **TRANSIENT** system exception, with standard minor code 1, must be returned to the client-side to indicate that the request should be re-issued. (Of course, an ORB may always reject a request for other reasons and raise some other system exception.)

In addition, when a POA manager is in the *discarding* state, the adapter activators registered with the associated POAs will not get called. Instead, requests that require the invocation of an adapter activator will be discarded, as described in the previous paragraph.

The primary purpose of the *discarding* state is to provide an application with flow-control capabilities when it determines that an object's implementation or POA is being flooded with requests. It is expected that the application will restore the POA manager to the *active* state after correcting the problem that caused flow-control to be needed.

A POA manager can legally transition from the *discarding* state to either the *active*, *holding*, or *inactive* state by calling the **activate**, **hold_requests**, or **deactivate** operations, respectively. The POA enters the *discarding* state through the use of the **discard_requests** operation when in the *active* or *holding* state.

Holding State

When a POA manager is in the *holding* state, the associated POAs will queue incoming requests. The number of requests that can be queued is an implementation limit. If this limit is reached, the POAs may discard requests and return the TRANSIENT system exception, with standard minor code 1, to the client to indicate that the client should reissue the request. (Of course, an ORB may always reject a request for other reasons and raise some other system exception.)

In addition, when a POA manager is in the *holding* state, the adapter activators registered with the associated POAs will not get called. Instead, requests that require the invocation of an adapter activator will be queued, as described in the previous paragraph.

A POA manager can legally transition from the *holding* state to either the *active*, *discarding*, or *inactive* state by calling the **activate**, **discard_requests**, or **deactivate** operations, respectively. The POA enters the *holding* state through the use of the **hold_requests** operation when in the *active* or *discarding* state. A POA manager is created in the holding state.

Inactive State

The *inactive* state is entered when the associated POAs are to be shut down. Unlike the *discarding* state, the *inactive* state is not a temporary state. When a POA manager is in the *inactive* state, the associated POAs will reject new requests. The rejection mechanism used is specific to the vendor. The GIOP location forwarding mechanism and CloseConnection message are examples of mechanisms that could be used to indicate the rejection. If the client is co-resident in the same process, the ORB could raise the OBJ_ADAPTER system exception, with standard minor code 1, to indicate that the object implementation is unavailable.

In addition, when a POA manager is in the *inactive* state, the adapter activators registered with the associated POAs will not get called. Instead, requests that require the invocation of an adapter activator will be rejected, as described in the previous paragraph.

The *inactive* state is entered using the **deactivate** operation. It is legal to enter the *inactive* state from either the *active*, *holding*, or *discarding* states.

If the transition into the *inactive* state is a result of calling **deactivate** with an **etherealize_objects** parameter of

- TRUE - the associated POAs will call **etherealize** for each active object associated with the POA once all currently executing requests have completed processing (if the POAs have the **RETAIN** and **USE_SERVANT_MANAGER** policies). If a servant manager has been registered for the POA, the POA will get rid of the object. If there are any queued requests that have not yet started executing, they will be treated as if they were new requests and rejected.
- FALSE - No deactivations or etherealizations will be attempted.

15.3.2.2 activate

```
void activate()  
    raises (AdapterInactive);
```

This operation changes the state of the POA manager to *active*. If issued while the POA manager is in the *inactive* state, the `AdapterInactive` exception is raised. Entering the *active* state enables the associated POAs to process requests.

15.3.2.3 hold_requests

```
void hold_requests( in boolean wait_for_completion )
    raises(AdapterInactive);
```

This operation changes the state of the POA manager to *holding*. If issued while the POA manager is in the *inactive* state, the `AdapterInactive` exception is raised. Entering the *holding* state causes the associated POAs to queue incoming requests. Any requests that have been queued but have not started executing will continue to be queued while in the *holding* state.

If the `wait_for_completion` parameter is **FALSE**, this operation returns immediately after changing the state. If the parameter is **TRUE** and the current thread is not in an invocation context dispatched by some POA belonging to the same ORB as this POA, this operation does not return until either there are no actively executing requests in any of the POAs associated with this POA manager (that is, all requests that were started prior to the state change have completed) or the state of the POA manager is changed to a state other than *holding*. If the parameter is **TRUE** and the current thread is in an invocation context dispatched by some POA belonging to the same ORB as this POA the `BAD_INV_ORDER` system exception with standard minor code 3 is raised and the state is not changed.

15.3.2.4 discard_requests

```
void discard_requests( in boolean wait_for_completion )
    raises (AdapterInactive);
```

This operation changes the state of the POA manager to *discarding*. If issued while the POA manager is in the *inactive* state, the `AdapterInactive` exception is raised. Entering the *discarding* state causes the associated POAs to discard incoming requests. In addition, any requests that have been queued but have not started executing are discarded. When a request is discarded, a `TRANSIENT` system exception with standard minor code 1 is returned to the client.

If the `wait_for_completion` parameter is **FALSE**, this operation returns immediately after changing the state. If the parameter is **TRUE** and the current thread is not in an invocation context dispatched by some POA belonging to the same ORB as this POA, this operation does not return until either there are no actively executing requests in any of the POAs associated with this POA manager (that is, all requests that were started prior to the state change have completed) or the state of the POA manager is changed to a state other than *discarding*. If the parameter is **TRUE** and the current thread is in an invocation context dispatched by some POA belonging to the same ORB as this POA the `BAD_INV_ORDER` system exception with standard minor code 3 is raised and the state is not changed.

15.3.2.5 deactivate

```
void deactivate(    in boolean etherealize_objects,
                  in boolean wait_for_completion);
```

This operation changes the state of the POA manager to *inactive*. This operation has no affect on the POA manager's state if it is already in the *inactive* state, but may still block if `wait_for_completion` is **TRUE** and another call to `deactivate` on the same POA manager is pending. Entering the *inactive* state causes the associated POAs to reject requests that have not begun to be executed as well as any new requests.

After changing the state, if the **etherealize_objects** parameter is

- TRUE - the POA manager will cause all associated POAs that have the **RETAIN** and **USE_SERVANT_MANAGER** policies to perform the **etherealize** operation on the associated servant manager for all active objects.
- FALSE - the **etherealize** operation is not called. The purpose is to provide developers with a means to shut down POAs in a crisis (for example, unrecoverable error) situation.

If the **wait_for_completion** parameter is FALSE, this operation will return immediately after changing the state. If the parameter is TRUE and the current thread is not in an invocation context dispatched by some POA belonging to the same ORB as this POA, this operation does not return until there are no actively executing requests in any of the POAs associated with this POA manager (that is, all requests that were started prior to the state change have completed) and, in the case of a TRUE **etherealize_objects**, all invocations of **etherealize** have completed for POAs having the **RETAIN** and **USE_SERVANT_MANAGER** policies. If the parameter is TRUE and the current thread is in an invocation context dispatched by some POA belonging to the same ORB as this POA the **BAD_INV_ORDER** system exception with standard minor code 3 is raised and the state is not changed.

If **deactivate** is called multiple times before destruction is complete (because there are active requests), the **etherealize_objects** parameter applies only to the first call of **deactivate**; subsequent calls with conflicting **etherealize_objects** settings will use the value of the **etherealize_objects** from the first call. The **wait_for_completion** parameter will be handled as defined above for each individual call (some callers may choose to block, while others may not).

15.3.2.6 get_state

```
enum State {HOLDING, ACTIVE, DISCARDING, INACTIVE};  
State get_state();
```

This operation returns the state of the POA manager.

15.3.2.7 get_id

```
string get_id();
```

This operation returns the **POAManager**'s unique identity. The **id** of the **POAManager** for the Root POA is “**RootPOAManager**.”

15.3.3 POAManagerFactory Interface

POAManagers can be created implicitly, by passing a nil POAManager reference to the **create_POA** operation, or can be created explicitly using a POAManagerFactory. Explicit creation of a POAManager permits application control of the POAManager's identity, whereas implicit creation results in creation of a unique identity by the ORB run time. Explicit creation of a POAManager also permits the application to assign policies to the new POAManager.

15.3.3.1 create_POAManager

```
exception ManagerAlreadyExists {};
```

```
POAManager create_POAManager(  
    in string          id,  
    in CORBA::PolicyList policies  
    ) raises(ManagerAlreadyExists, CORBA::PolicyError);
```

This operation creates a new POAManager with the given id. If a POAManager with the given id exists already within the ORB, the operation raises **ManagerAlreadyExists**. (Note that placing a POAManager into the inactive state does not necessarily result in destruction of the POAManager because destruction of a POAManager only occurs once the last of its POAs has been destroyed. **create_POAManager** succeeds in creation of a new POAManager with the same identity as a previous POAManager only once the previous POAManager's POAs are destroyed.)

The policies parameter permits an arbitrary number of policies to be passed; these policies can be used by an ORB implementation to influence the POAManager's behavior in some way; for example, an ORB may choose to use this mechanism to pass configuration information to the factory. The policies passed to **create_POAManager** are deep-copied during creation; modification of a policy sequence after creation has therefore no effect on already existing POAManagers. If one or more of the policies are invalid, **create_POAManager** raises **CORBA::PolicyError**.

The newly created POAManager is in the Holding state.

15.3.3.2 list

```
typedef sequence<POAManager> POAManagerSeq;  
POAManagerSeq list();
```

The list operation returns all POAManagers (whether created implicitly or explicitly) that currently exist within the ORB.

15.3.3.3 find

```
POAManager find(in string id);
```

The find operation return the POAManager with the specified id. If no such POAManager exists, find returns a nil reference.

15.3.4 AdapterActivator Interface

Adapter activators are associated with POAs. An adapter activator supplies a POA with the ability to create child POAs on demand, as a side-effect of receiving a request that names the child POA (or one of its children), or when **find_POA** is called with an activate parameter value of TRUE. An application server that creates all its needed POAs at the beginning of execution does not need to use or provide an adapter activator; it is necessary only for the case in which POAs need to be created during request processing.

While a request from the POA to an adapter activator is in progress, all requests to objects managed by the new POA (or any descendant POAs) will be queued. This serialization allows the adapter activator to complete any initialization of the new POA before requests are delivered to that POA.

An **AdapterActivator** object must be local to the process containing the POA objects it is registered with. **AdapterActivator** is a local interface.

15.3.4.1 unknown_adapter

```
boolean unknown_adapter(in POA parent, in string name);
```

This operation is invoked when the ORB receives a request for an object reference that identifies a target POA that does not exist. The ORB invokes this operation once for each POA that must be created in order for the target POA to exist (starting with the ancestor POA closest to the root POA). The operation is invoked on the adapter activator associated with the POA that is the parent of the POA that needs to be created. That parent POA is passed as the **parent** parameter. The name of the POA to be created (relative to the parent) is passed as the **name** parameter.

The implementation of this operation should either create the specified POA and return TRUE, or it should return FALSE. If the operation returns TRUE, the ORB will proceed with processing the request. If the operation returns FALSE, the ORB will return OBJECT_NOT_EXIST with standard minor code 2 to the client. If multiple POAs need to be created, the ORB will invoke **unknown_adapter** once for each POA that needs to be created. If the parent of a nonexistent POA does not have an associated adapter activator, the ORB will return the OBJECT_NOT_EXIST system exception with standard minor code 2.

If **unknown_adapter** raises a system exception, the ORB will report an OBJ_ADAPTER system exception with standard minor code 1.

NOTE: It is possible for another thread to create the same **POA** the **AdapterActivator** is being asked to create if **AdapterActivators** are used in conjunction with other threads calling **create_POA** with the same **POA** name. Applications should be prepared to deal with failures from either the manual or automatic (**AdapterActivator**) **POA** creation request. There can be no guarantee of the order of such calls.

For example, if the target object reference was created by a **POA** whose full name is “A,” “B,” “C,” “D” and only **POAs** “A” and “B” currently exist, the **unknown_adapter** operation will be invoked on the adapter activator associated with **POA** “B” passing **POA** “B” as the parent parameter and “C” as the name of the missing **POA**. Assuming that the adapter activator creates **POA** “C” and returns TRUE, the ORB will then invoke **unknown_adapter** on the adapter activator associated with **POA** “C,” passing **POA** “C” as the parent parameter and “D” as the name.

The **unknown_adapter** operation is also invoked when **find_POA** is called on the **POA** with which the **AdapterActivator** is associated, the specified child does not exist, and the **activate_it** parameter to **find_POA** is TRUE. If **unknown_adapter** creates the specified **POA** and returns TRUE, that **POA** is returned from **find_POA**. If **unknown_adapter** returns FALSE then **find_POA** raises AdapterNonExistent. If **unknown_adapter** raises any system exception then **find_POA** passes through the system exception it gets back from **unknown_adapter**.

NOTE: This allows the same code, the **unknown_adapter** implementation, to be used to initialize a **POA** whether that **POA** is created explicitly by the application or as a side-effect of processing a request. Furthermore, it makes this initialization atomic with respect to delivery of requests to the **POA**.

15.3.5 ServantManager Interface

Servant managers are associated with POAs. A servant manager supplies a POA with the ability to activate objects on demand when the POA receives a request targeted at an inactive object. A servant manager is registered with a POA as a callback object, to be invoked by the POA when necessary. An application server that activates all its needed objects at the beginning of execution does not need to use a servant manager; it is used only for the case in which an object must be activated during request processing.

The **ServantManager** interface is itself empty. It is inherited by two other interfaces, **ServantActivator** and **ServantLocator**.

The two types of servant managers correspond to the POA’s **RETAIN** policy (**ServantActivator**) and to the **NON_RETAIN** policy (**ServantLocator**). The meaning of the policies and the operations that are available for POAs using each policy are listed under the two types of derived interfaces.

Each servant manager type contains two operations, the first called to find and return a servant and the second to deactivate a servant. The operations differ according to the amount of information usable for their situation.

ServantManager is a local interface. A **ServantManager** object must be local to the process containing the **POA** objects it is registered with.

15.3.5.1 Common Information for Servant Manager Types

The two types of servant managers have certain semantics that are identical.

The **incarnate** and **preinvoke** operation may raise any system exception deemed appropriate (for example, **OBJECT_NOT_EXIST** if the object corresponding to the Object Id value has been destroyed).

NOTE: If a user-written routine (servant manager or method code) raises the **OBJECT_NOT_EXIST** exception, the POA does nothing but pass on that exception. It is the user's responsibility to deactivate the object if it had been previously activated.

The **incarnate** and **preinvoke** operation may also raise a **ForwardRequest** exception. If this occurs, the ORB is responsible for delivering the current request and subsequent requests to the object denoted in the **forward_reference** member of the exception. The behavior of this mechanism must be the functional equivalent of the GIOP location forwarding mechanism. If the current request was delivered via an implementation of the GIOP protocol (such as IIOP), the reference in the exception should be returned to the client in a reply message with **LOCATION_FORWARD** reply status. If some other protocol or delivery mechanism was used, the ORB is responsible for providing equivalent behavior, from the perspectives of the client and the object denoted by the new reference.

If the **ForwardRequest** exception is raised anywhere else, it is passed through the ORB as a normal user exception.

If a **ServantManager** returns a null servant (or the equivalent in a language mapping) as the result of an **incarnate** or **preinvoke** operation, the **POA** returns the **OBJ_ADAPTER** system exception with standard minor code 7 as the result of the request. If the **ServantManager** returns the wrong type of servant, it is indeterminate when that error is detected. An **ORB** that chooses to detect the error shall raise **OBJ_ADAPTER** with standard minor code 2; an **ORB** that does not explicitly check for this error condition likely raises **BAD_OPERATION** with standard minor code 2 or a **MARSHAL** exception (with unspecified minor code) at the time of method invocation.

15.3.6 ServantActivator Interface

When the POA has the **RETAIN** policy it uses servant managers that are **ServantActivators**. When using such servant managers, the following statements apply for a given **Objectld** used in the **incarnate** and **etherealize** operations:

- Servants incarnated by the servant manager will be placed in the Active Object Map with objects they have activated.
- Invocations of **incarnate** on the servant manager are serialized.
- Invocations of **etherealize** on the servant manager are serialized.
- Invocations of **incarnate** and **etherealize** on the servant manager are mutually exclusive.
- Incarnations of a particular object may not overlap; that is, **incarnate** shall not be invoked with a particular **Objectld** while, within the same POA, that **Objectld** is in use as the **Objectld** of an activated object or as the argument of a call to **incarnate** or **etherealize** that has not completed.

It should be noted that there may be a period of time between an object's deactivation and the etherealization (during which outstanding requests are being processed) in which arriving requests on that object should not be passed to its servant. During this period, requests targeted for such an object act as if the POA were in *holding* state until **etherealize** completes. If **etherealize** is called as a consequence of a **deactivate** call with an **etherealize_objects** parameter of **TRUE**, incoming requests are rejected.

It should also be noted that a similar situation occurs with **incarnate**. There may be a period of time after the POA invokes **incarnate** and before that method returns in which arriving requests bound for that object should not be passed to the servant.

A single servant manager object may be concurrently registered with multiple POAs. Invocations of **incarnate** and **etherealize** on a servant manager in the context of different POAs are not necessarily serialized or mutually exclusive. There are no assumptions made about the thread in which **etherealize** is invoked.

15.3.6.1 incarnate

```
Servant incarnate (  
    in ObjectId      oid,  
    in POA           adapter)  
    raises (ForwardRequest);
```

This operation is invoked by the POA whenever the POA receives a request for an object that is not currently active, assuming the POA has the **USE_SERVANT_MANAGER** and **RETAIN** policies.

The **oid** parameter contains the **ObjectId** value associated with the incoming request. The **adapter** is an object reference for the POA in which the object is being activated.

The user-supplied servant manager implementation is responsible for locating or creating an appropriate servant that corresponds to the **ObjectId** value if possible. **incarnate** returns a value of type **Servant**, which is the servant that will be used to process the incoming request (and potentially subsequent requests, since the POA has the **RETAIN** policy).

The POA enters the returned **Servant** value into the Active Object Map so that subsequent requests with the same **ObjectId** value will be delivered directly to that servant without invoking the servant manager.

If the **incarnate** operation returns a servant that is already active for a different Object Id and if the POA also has the **UNIQUE_ID** policy, the **incarnate** has violated the POA policy and is considered to be in error. The POA will raise an **OBJ_ADAPTER** system exception for the request. In this case, **etherealize** is not called by the POA because the servant was never added to the Active Object Map.

NOTE: If the same servant is used in two different POAs, it is legal for the POAs to use that servant even if the POAs have different Object Id uniqueness policies. The POAs do not interact with each other in this regard.

15.3.6.2 etherealize

```
void etherealize (  
    in ObjectId      oid,  
    in POA           adapter,  
    in Servant       serv,  
    in boolean       cleanup_in_progress,  
    in boolean       remaining_activations);
```

This operation is invoked whenever a servant for an object is deactivated, assuming the POA has the **USE_SERVANT_MANAGER** and **RETAIN** policies. Note that an active servant may be deactivated by the servant manager via **etherealize** even if it was not incarnated by the servant manager.

The **oid** parameter contains the Object Id value of the object being deactivated. The **adapter** parameter is an object reference for the **POA** in whose scope the object was active. The **serv** parameter contains a reference to the servant that is associated with the object being deactivated. If the servant denoted by the **serv** parameter is associated with other objects in the **POA** denoted by the **adapter** parameter (that is, in the **POA**'s Active Object Map) at the time that **etherealize** is called, the **remaining_activations** parameter has the value **TRUE**. Otherwise, it has the value **FALSE**.

If the **cleanup_in_progress** parameter is **TRUE**, the reason for the **etherealize** operation is that either the **deactivate** or **destroy** operation was called with an **etherealize_objects** parameter of **TRUE**. If the parameter is **FALSE**, the **etherealize** operation is called for other reasons.

Deactivation occurs in the following circumstances:

- When an object is deactivated explicitly by an invocation of **POA::deactivate_object**.
- When the ORB or POA determines internally that an object must be deactivated. For example, an ORB implementation may provide policies that allow objects to be deactivated after some period of quiescence, or when the number of active objects reaches some limit.
- If **POAManager::deactivate** is invoked on a POA manager associated with a POA that has currently active objects.

Destroying a servant that is in the Active Object Map or is otherwise known to the POA can lead to undefined results.

In a multi-threaded environment, the **POA** makes certain guarantees that allow servant managers to safely destroy servants. Specifically, the servant's entry in the Active Object Map corresponding to the target object is removed before **etherealize** is called. Because calls to **incarnate** and **etherealize** are serialized, this prevents new requests for the target object from being invoked on the servant during etherealization. After removing the entry from the Active Object Map, if the **POA** determines before invoking **etherealize** that other requests for the same target object are already in progress on the servant, it delays the call to **etherealize** until all active methods for the target object have completed. Therefore, when **etherealize** is called, the servant manager can safely destroy the servant if it wants to, unless the **remaining_activations** argument is **TRUE**.

If the **etherealize** operation returns a system exception, the **POA** ignores the exception.

15.3.7 ServantLocator Interface

When the **POA** has the **NON_RETAIN** policy it uses servant managers that are **ServantLocators**. Because the **POA** knows that the servant returned by this servant manager will be used only for a single request, it can supply extra information to the servant manager's operations and the servant manager's pair of operations may be able to cooperate to do something different than a **ServantActivator**.

ServantLocator is a local interface. A **ServantLocator** object must be local to the process containing the **POA** objects it is registered with.

When the **POA** uses the **ServantLocator** interface, immediately after performing the operation invocation on the servant returned by **preinvoke**, the **POA** will invoke **postinvoke** on the servant manager, passing the **Objectid** value and the **Servant** value as parameters (among others). The next request with this **Objectid** value will then cause **preinvoke** to be invoked again. This feature may be used to force every request for objects associated with a **POA** to be mediated by the servant manager.

When using such a **ServantLocator**, the following statements apply for a given **Objectid** used in the **preinvoke** and **postinvoke** operations:

- The servant returned by **preinvoke** is used only to process the single request that caused **preinvoke** to be invoked.
- No servant incarnated by the servant manager will be placed in the Active Object Map.
- When the invocation of the request on the servant is complete, **postinvoke** will be invoked for the object.
- No serialization of invocations of **preinvoke** or **postinvoke** may be assumed; there may be multiple concurrent invocations of **preinvoke** for the same **Objectid**. (However, if the **SINGLE_THREAD_MODEL** policy is being used, that policy will serialize these calls.)

- The same thread will be used to **preinvoke** the object, process the request, and **postinvoke** the object.
- If **preinvoke** raises an exception, **postinvoke** is not called. Otherwise the **preinvoke** and **postinvoke** operations are always called in pairs in response to any ORB activity. In particular, for a response to a **GIOP Locate** message a **GIOP**-conforming ORB may (or may not) call **preinvoke** to determine whether the object could be served at this location. If the ORB makes such a call, whatever the result, the ORB does not invoke a method, but does call **postinvoke** before responding to the **Locate** message.

NOTE: The **ServantActivator** interface does not behave similarly with respect to a **GIOP Locate** message since the **etherealize** operation is not associated with request processing.

15.3.7.1 preinvoke

```

Servant preinvoke(
    in ObjectId          oid,
    in POA               adapter,
    in CORBA::Identifier operation,
    out Cookie           the_cookie)
    raises (ForwardRequest
);

```

This operation is invoked by the POA whenever the POA receives a request for an object that is not currently active, assuming the POA has the **USE_SERVANT_MANAGER** and **NON_RETAIN** policies.

The **oid** parameter contains the **ObjectId** value associated with the incoming request. The **adapter** is an object reference for the POA in which the object is being activated.

The user-supplied servant manager implementation is responsible for locating or creating an appropriate servant that corresponds to the **ObjectId** value if possible. **preinvoke** returns a value of type **Servant**, which is the servant that will be used to process the incoming request.

The **Cookie** is a type opaque to the **POA** that can be set by the servant manager for use later by **postinvoke**. The operation is the name of the operation that will be called by the **POA** when the servant is returned.

15.3.7.2 postinvoke

```

void postinvoke(
    in ObjectId          oid,
    in POA               adapter,
    in CORBA::Identifier operation,
    in Cookie            the_cookie,
    in Servant           the_servant)
);

```

This operation is invoked whenever a servant completes a request, assuming the POA has the **USE_SERVANT_MANAGER** and **NON_RETAIN** policies.

The **postinvoke** operation is considered to be part of a request on an object. That is, the request is not complete until **postinvoke** finishes. If the method finishes normally but **postinvoke** raises a system exception, the method's normal return is overridden; the request completes with the exception.

The **oid** parameter contains the Object Id value of the object on which the request was made. The **adapter** parameter is an object reference for the POA in whose scope the object was active. The **the_servant** parameter contains a reference to the servant that is associated with the object.

The **Cookie** is a type opaque to the **POA**; it contains any value that was set by the **preinvoke** operation. The operation is the name of the operation that was called by the **POA** for the request.

Destroying a servant that is known to the **POA** can lead to undefined results.

15.3.7.3 ServantLocator and Location Determination

Under certain circumstances, an ORB may need to determine the actual location of an object's implementation. For objects that are managed by a POA that is configured with a **ServantLocator**, it may invoke **preinvoke** and **postinvoke** or it may determine the object's location by some other means. If it invokes **preinvoke** and **postinvoke** under these circumstances it shall use the argument “**_locate**.”

15.3.8 POA Policy Objects

Interfaces derived from **CORBA::Policy** are used with the **POA::create_POA** operation to specify policies that apply to a POA. Policy objects are created using factory operations on any pre-existing POA, such as the root POA, or by a call to **ORB::create_policy**. Policy objects are specified when a POA is created. Policies may not be changed on an existing POA. Policies are not inherited from the parent POA. All **Policy** interfaces defined in this sub clause are local interfaces.

The POA shall preserve Policies whose types have been registered via **PortableInterceptor::ORBInitInfo::register_policy_factory**, even if the POA itself does not know about those policies.

15.3.8.1 Thread Policy

Objects with the **ThreadPolicy** interface are obtained using the **POA::create_thread_policy** operation and passed to the **POA::create_POA** operation to specify the threading model used with the created POA. The value attribute of **ThreadPolicy** contains the value supplied to the **POA::create_thread_policy** operation from which it was obtained. The following values can be supplied.

- **ORB_CTRL_MODEL** - The ORB is responsible for assigning requests for an ORB- controlled POA to threads. In a multi-threaded environment, concurrent requests may be delivered using multiple threads.
- **SINGLE_THREAD_MODEL** - Requests for a single-threaded POA are processed sequentially. In a multi-threaded environment, all upcalls made by this POA to implementation code (servants and servant managers) are made in a manner that is safe for code that is multi-thread-unaware. The POA will still allow reentrant calls from an object implementation to itself, or to another object implementation managed by the same POA.
- **MAIN_THREAD_MODEL** - Requests for all main-thread POAs are processed sequentially. In a multi-threaded environment, all upcalls made by all POAs with this policy to servants are made in a manner that is safe for code that is multi-thread-unaware. If the environment has special requirements that some code must run on a distinguished “main” thread, servant upcalls will be processed on that thread.

If no **ThreadPolicy** object is passed to **create_POA**, the thread policy defaults to **ORB_CTRL_MODEL**.

NOTE: In some environments, calling multi-thread-unaware code safely (that is, using the **MAIN_THREAD_MODEL**) may mean that the POA will use only the main thread, in which case the application programmer is responsible to ensure that the main thread is given to the ORB, using **ORB::perform_work** or **ORB::run**.

POAs using the **SINGLE_THREAD_MODEL** may need to cooperate to ensure that calls are safe even when implementation code (such as a servant manager) is shared by multiple single-threaded POAs.

These models presume that the ORB and the application are using compatible threading primitives in a multi-threaded environment.

15.3.8.2 Lifespan Policy

Objects with the **LifespanPolicy** interface are obtained using the **POA::create_lifespan_policy** operation and passed to the **POA::create_POA** operation to specify the lifespan of the objects implemented in the created POA. The following values can be supplied.

- **TRANSIENT** - The objects implemented in the **POA** cannot outlive the **POA** instance in which they are first created. Once the POA's **POAManager** enters the deactivated state, any requests received by this **POA** will cause the **POA** to raise an **OBJECT_NOT_EXIST** system exception with standard minor code 4.
- **PERSISTENT** - The objects implemented in the **POA** can outlive the process in which they are first created.
 - Persistent objects have a **POA** associated with them (the **POA** that created them). When the ORB receives a request on a persistent object, it first searches for the matching **POA**, based on the names of the **POA** and all of its ancestors.
 - Administrative action beyond the scope of this specification may be necessary to inform the ORB's location service of the creation and eventual termination of existence of this **POA**, and optionally to arrange for on-demand activation of a process implementing this **POA**.
 - **POA** names must be unique within their enclosing scope (the parent **POA**). A portable program can assume that **POA** names used in other processes will not conflict with its own **POA** names. A conforming CORBA implementation will provide a method for ensuring this property.

If no **LifespanPolicy** object is passed to **create_POA**, the lifespan policy defaults to **TRANSIENT**.

15.3.8.3 Object Id Uniqueness Policy

Objects with the **IdUniquenessPolicy** interface are obtained using the **POA::create_id_uniqueness_policy** operation and passed to the **POA::create_POA** operation to specify whether the servants activated in the created **POA** must have unique object identities. The following values can be supplied.

- **UNIQUE_ID** - Servants activated with that POA support exactly one Object Id.
- **MULTIPLE_ID** - a servant activated with that POA may support one or more Object Ids.

If no **IdUniquenessPolicy** is specified at POA creation, the default is **UNIQUE_ID**.

NOTE: Use of **UNIQUE_ID** policy is meaningless in conjunction with **NON_RETAIN** policy. A conforming application should not use this policy combination. A conforming orb may, but need not, report an error during **create_POA** if this combination is used. If an orb permits this combination of policies to be used, the resulting **POA** shall not treat the use of the same servant for concurrent requests on different object ids as an error.

15.3.8.4 Id Assignment Policy

Objects with the **IdAssignmentPolicy** interface are obtained using the **POA::create_id_assignment_policy** operation and passed to the **POA::create_POA** operation to specify whether Object Ids in the created **POA** are generated by the application or by the ORB. The following values can be supplied.

- **USER_ID** - Objects created with that **POA** are assigned Object Ids only by the application.
- **SYSTEM_ID** - Objects created with that **POA** are assigned Object Ids only by the **POA**. If the **POA** also has the **PERSISTENT** policy, assigned Object Ids must be unique across all instantiations of the same **POA**.

If no **IdAssignmentPolicy** is specified at **POA** creation, the default is **SYSTEM_ID**.

15.3.8.5 Servant Retention Policy

Objects with the **ServantRetentionPolicy** interface are obtained using the **POA::create_servant_retention_policy** operation and passed to the **POA::create_POA** operation to specify whether the created **POA** retains active servants in an Active Object Map. The following values can be supplied.

- **RETAIN** - The **POA** will retain active servants in its Active Object Map.
- **NON_RETAIN** - Servants are not retained by the **POA**.

If no **ServantRetentionPolicy** is specified at **POA** creation, the default is **RETAIN**.

NOTE: The **NON_RETAIN** policy requires either the **USE_DEFAULT_SERVANT** or **USE_SERVANT_MANAGER** policies.

15.3.8.6 Request Processing Policy

Objects with the **RequestProcessingPolicy** interface are obtained using the **POA::create_request_processing_policy** operation and passed to the **POA::create_POA** operation to specify how requests are processed by the created **POA**. The following values can be supplied.

- **USE_ACTIVE_OBJECT_MAP_ONLY** - If the Object Id is not found in the Active Object Map, an **OBJECT_NOT_EXIST** system exception with standard minor code 2 is returned to the client. The **RETAIN** policy is also required.
- **USE_DEFAULT_SERVANT** - If the Object Id is not found in the Active Object Map or the **NON_RETAIN** policy is present, and a default servant has been registered with the **POA** using the **set_servant** operation, the request is dispatched to the default servant. If no default servant has been registered, an **OBJ_ADAPTER** system exception with standard minor code 3 is returned to the client. The **MULTIPLE_ID** policy is also required.
- **USE_SERVANT_MANAGER** - If the Object Id is not found in the Active Object Map or the **NON_RETAIN** policy is present, and a servant manager has been registered with the **POA** using the **set_servant_manager** operation, the servant manager is given the opportunity to locate a servant or raise an exception. If no servant manager has been registered, an **OBJ_ADAPTER** system exception with standard minor code 4 is returned to the client.

If no **RequestProcessingPolicy** is specified at **POA** creation, the default is **USE_ACTIVE_OBJECT_MAP_ONLY**.

By means of combining the **USE_ACTIVE_OBJECT_MAP_ONLY** / **USE_DEFAULT_SERVANT** / **USE_SERVANT_MANAGER** policies and the **RETAIN** / **NON_RETAIN** policies, the programmer is able to define a rich number of possible behaviors.

RETAIN and USE_ACTIVE_OBJECT_MAP_ONLY

This combination represents the situation where the **POA** does no automatic object activation (that is, the **POA** searches only the Active Object Map).

RETAIN and USE_SERVANT_MANAGER

This combination represents a very common situation, where there is an Active Object Map and a **ServantManager**.

Because **RETAIN** is in effect, the application can call **activate_object** or **activate_object_with_id** to establish known servants in the Active Object Map for use in later requests.

If the **POA** doesn't find a servant in the Active Object Map for a given object, it tries to determine the servant by means of invoking **incarnate** in the **ServantManager** (specifically a **ServantActivator**) registered with the **POA**. If no **ServantManager** is available, the **POA** raises the **OBJ_ADAPTER** system exception with standard minor code 4.

RETAIN and USE_DEFAULT_SERVANT

This combination represents the situation where there is a default servant defined for all requests involving unknown objects.

Because **RETAIN** is in effect, the application can call **activate_object** or **activate_object_with_id** to establish known servants in the Active Object Map for use in later requests.

The **POA** first tries to find a servant in the Active Object Map for a given object. If it does not find such a servant, it uses the default servant. If no default servant is available, the **POA** raises the **OBJ_ADAPTER** system exception with standard minor code 3.

NON-RETAIN and USE_SERVANT_MANAGER

This combination represents the situation where one servant is used per method call.

The **POA** doesn't try to find a servant in the Active Object Map because the **ActiveObjectMap** does not exist. In every request, it will call **preinvoke** on the **ServantManager** (specifically a **ServantLocator**) registered with the **POA**. If no **ServantManager** is available, the **POA** will raise the **OBJ_ADAPTER** system exception.

NON-RETAIN and USE_DEFAULT_SERVANT

This combination represents the situation where there is one single servant defined for all CORBA objects.

The **POA** does not try to find a servant in the Active Object Map because the **ActiveObjectMap** doesn't exist. In every request, the **POA** will invoke the appropriate operation on the default servant registered with the **POA**. If no default servant is available, the **POA** will raise the **OBJ_ADAPTER** system exception.

15.3.8.7 Implicit Activation Policy

Objects with the **ImplicitActivationPolicy** interface are obtained using the **POA::create_implicit_activation_policy** operation and passed to the **POA::create_POA** operation to specify whether implicit activation of servants is supported in the created **POA**. The following values can be supplied.

- **IMPLICIT_ACTIVATION** - the **POA** will support implicit activation of servants. **IMPLICIT_ACTIVATION** also requires the **SYSTEM_ID** and **RETAIN** policies.
- **NO_IMPLICIT_ACTIVATION** - the **POA** will not support implicit activation of servants.

If no **ImplicitActivationPolicy** is specified at **POA** creation, the default is **NO_IMPLICIT_ACTIVATION**.

15.3.9 POA Interface

A **POA** object manages the implementation of a collection of objects. The **POA** supports a name space for the objects, which are identified by Object Ids.

A POA also provides a name space for POAs. A POA is created as a child of an existing POA, which forms a hierarchy starting with the root POA.

The **POA** interface is a local interface.

15.3.9.1 create_POA

```
POA create_POA(  
    in string          adapter_name,  
    in POAManager     a_POAManager,  
    in CORBA::PolicyList policies)  
    raises (AdapterAlreadyExists, InvalidPolicy)  
);
```

This operation creates a new POA as a child of the target POA. The specified name identifies the new POA with respect to other POAs with the same parent POA. If the target POA already has a child POA with the specified name, the `AdapterAlreadyExists` exception is raised.

If the `a_POAManager` parameter is null, a new `POAManager` object is created and associated with the new POA. Otherwise, the specified `POAManager` object is associated with the new POA. The `POAManager` object can be obtained using the attribute name `the_POAManager`.

The specified policy objects are associated with the POA and used to control its behavior. The policy objects are effectively copied before this operation returns, so the application is free to destroy them while the POA is in use. Policies are *not* inherited from the parent POA.

The POA shall preserve Policies whose types have been registered via `PortableInterceptor::ORBInitInfo::register_policy_factory`, even if the POA itself does not know about those policies.

If any of the policy objects specified are not valid for the ORB implementation, if conflicting policy objects are specified, or if any of the specified policy objects require prior administrative action that has not been performed, an `InvalidPolicy` exception is raised containing the index in the policies parameter value of the first offending policy object.

NOTE: Creating a POA using a POA manager that is in the active state can lead to race conditions if the POA supports preexisting objects, because the new POA may receive a request before its adapter activator, servant manager, or default servant have been initialized. These problems do not occur if the POA is created by an adapter activator registered with a parent of the new POA, because requests are queued until the adapter activator returns. To avoid these problems when a POA must be explicitly initialized, the application can initialize the POA by invoking `find_POA` with a `TRUE` activate parameter.

15.3.9.2 find_POA

```
POA find_POA(  
    in string          adapter_name,  
    in boolean        activate_it)  
    raises (AdapterNonExistent)  
);
```

If the target **POA** is the parent of a child **POA** with the specified name (relative to the target **POA**), that child **POA** is returned. If a child **POA** with the specified name does not exist and the value of the `activate_it` parameter is `TRUE`, the target **POA**'s `AdapterActivator`, if one exists, is invoked, and, if it successfully activates the child **POA**, that child **POA** is returned. Otherwise, the `AdapterNonExistent` exception is raised.

If **find_POA** receives a system exception in response to a call to **unknown_adapter** on a **POA**, then **find_POA** passes through the system exception it received from **unknown_adapter**.

15.3.9.3 destroy

```
void destroy(  
    in boolean    etherealize_objects,  
    in boolean    wait_for_completion  
);
```

This operation destroys the **POA** and all descendant **POAs**. All descendant **POAs** are destroyed (recursively) before the destruction of the containing **POA**. The **POA** so destroyed (that is, the **POA** with its name) may be re-created later in the same process. (This differs from the **POAManager::deactivate** operation that does not allow a re-creation of its associated **POA** in the same process. After a deactivate, re-creation is allowed only if the **POA** is later destroyed.)

When **destroy** is called the **POA** behaves as follows:

- The **POA** assumes the *discarding* state except when its **POAManager** is in the *inactive* state in which case the **POA** assumes the *inactive* state. Any further changes to the **POAManager**'s state do not affect this **POA**.
- The **POA** disables the **create_POA** operation. Subsequent calls to **create_POA** will result in a **BAD_INV_ORDER** system exception with standard minor code 17.
- The **POA** calls **destroy** on all of its immediate descendants.
- After all descendant **POAs** have been destroyed and their servants etherealized, the **POA** continues to process requests until there are no requests executing in the **POA**. At this point, apparent destruction of the **POA** has occurred.
- After destruction has become apparent, the **POA** may be re-created via either an **AdapterActivator** or a call to **create_POA**.
- If the **etherealize_objects** parameter is **TRUE**, the **POA** has the **RETAIN** policy, and a servant manager is registered with the **POA**, the **etherealize** operation on the servant manager is called for each *active* object in the *Active Object Map*. The apparent destruction of the **POA** occurs before any calls to **etherealize** are made. Thus, for example, an **etherealize** method that attempts to invoke operations on the **POA** receives the **OBJECT_NOT_EXIST** exception.
- If the **POA** has an **AdapterActivator** installed, any requests that would have caused **unknown_adapter** to be called cause a **TRANSIENT** exception with standard minor code 4 to be raised instead.

The **wait_for_completion** parameter is handled as follows:

- If **wait_for_completion** is **TRUE** and the current thread is not in an invocation context dispatched from some **POA** belonging to the same ORB as this **POA**, the **destroy** operation returns only after all active requests have completed and all invocations of **etherealize** have completed.
- If **wait_for_completion** is **TRUE** and the current thread is in an invocation context dispatched from some **POA** belonging to the same ORB as this **POA**, the **BAD_INV_ORDER** system exception with standard minor code 3 is raised and **POA** destruction does not occur.
- If **wait_for_completion** is **FALSE**, the **destroy** operation destroys the **POA** and its children but waits neither for active requests to complete nor for etherealization to occur. If **destroy** is called multiple times before destruction is complete (because there are active requests), the **etherealize_objects** parameter applies only to the first call of **destroy**. Subsequent calls with conflicting **etherealize_objects** settings use the value of **etherealize_objects** from the first call. The **wait_for_completion** parameter is handled as defined above for each individual call (some callers may choose to block, while others may not).

15.3.9.4 Policy Creation Operations

```
ThreadPolicy create_thread_policy(  
    in ThreadPolicyValue value);  
LifespanPolicy create_lifespan_policy(  
    in LifespanPolicyValue value);  
IdUniquenessPolicy create_id_uniqueness_policy(  
    in IdUniquenessPolicyValue value);  
IdAssignmentPolicy create_id_assignment_policy(  
    in IdAssignmentPolicyValue value);  
ImplicitActivationPolicy create_implicit_activation_policy(  
    in ImplicitActivationPolicyValue value);  
ServantRetentionPolicy create_servant_retention_policy(  
    in ServantRetentionPolicyValue value);  
RequestProcessingPolicy create_request_processing_policy(  
    in RequestProcessingPolicyValue value);
```

These operations each return a reference to a policy object with the specified value. The application is responsible for calling the inherited **destroy** operation on the returned reference when it is no longer needed.

15.3.9.5 the_name

readonly attribute string the_name;

This attribute identifies the POA relative to its parent. This name is assigned when the POA is created. The name of the root POA is system-dependent and should not be relied upon by the application. In order to work properly with Portable Interceptors (see Adapter Names on page 392) the name of the root POA must be the sequence containing only the string “RootPOA.”

15.3.9.6 the_parent

readonly attribute POA the_parent;

This attribute identifies the parent of the POA. The parent of the root POA is null.

15.3.9.7 the_children

readonly attribute POAList the_children;

This attribute identifies the current set of all child POAs of the POA. The set of child POAs includes only the POA’s immediate children, and not their descendants.

15.3.9.8 the_POAManager

readonly attribute POAManager the_POAManager;

This attribute identifies the POA manager associated with the POA.

15.3.9.9 the_activator

attribute AdapterActivator the_activator;

This attribute identifies the adapter activator associated with the POA. A newly created POA has no adapter activator (the attribute is null). It is system-dependent whether the root POA initially has an adapter activator; the application is free to assign its own adapter activator to the root POA.

15.3.9.10 the_POAManagerFactory

readonly attribute POAManagerFactory the_POAManagerFactory;

This attribute returns the **POAManagerFactory** that created the **POA**.

15.3.9.11 get_servant_manager

**ServantManager get_servant_manager()
raises(WrongPolicy);**

This operation requires the **USE_SERVANT_MANAGER** policy; if not present, the *WrongPolicy* exception is raised.

This operation returns the servant manager associated with the POA. If no servant manager has been associated with the POA, it returns a null reference.

15.3.9.12 set_servant_manager

**void set_servant_manager(
in ServantManager imgr
) raises(WrongPolicy);**

This operation requires the **USE_SERVANT_MANAGER** policy; if not present, the *WrongPolicy* exception is raised.

If the **ServantRetentionPolicy** of the **POA** is **RETAIN**, then the **ServantManager** argument (**imgr**) shall support the **ServantActivator** interface (e.g., in C++ **imgr** is narrowable to **ServantActivator**). If the **ServantRetentionPolicy** of the **POA** is **NON_RETAIN**, then the **ServantManager** argument shall support the **ServantLocator** interface. If the argument is **nil**, or does not support the required interface, then the **OBJ_ADAPTER** system exception with standard minor code 4 is raised.

This operation sets the default servant manager associated with the POA. This operation may only be invoked once after a POA has been created. Attempting to set the servant manager after one has already been set will result in the **BAD_INV_ORDER** system exception with standard minor code 6 being raised.

15.3.9.13 get_servant

**Servant get_servant()
raises(NoServant, WrongPolicy);**

This operation requires the **USE_DEFAULT_SERVANT** policy; if not present, the *WrongPolicy* exception is raised.

This operation returns the default servant associated with the POA. If no servant has been associated with the POA, the *NoServant* exception is raised.

15.3.9.14 set_servant

**void set_servant(
in Servant p_servan
) raises(WrongPolicy);**

This operation requires the **USE_DEFAULT_SERVANT** policy; if not present, the **WrongPolicy** exception is raised.

This operation registers the specified servant with the POA as the default servant. This servant will be used for all requests for which no servant is found in the Active Object Map.

15.3.9.15 activate_object

```
Objectld activate_object(  
    in Servant p_servant  
) raises (ServantAlreadyActive, WrongPolicy);
```

This operation requires the **SYSTEM_ID** and **RETAIN** policy; if not present, the **WrongPolicy** exception is raised.

If the POA has the **UNIQUE_ID** policy and the specified servant is already in the Active Object Map, the **ServantAlreadyActive** exception is raised. Otherwise, the **activate_object** operation generates an Object Id and enters the Object Id and the specified servant in the Active Object Map. The Object Id is returned.

15.3.9.16 activate_object_with_id

```
void activate_object_with_id(  
    in Objectld oid,  
    in Servant p_servant  
) raises (ObjectAlreadyActive, ServantAlreadyActive, WrongPolicy);
```

This operation requires the **RETAIN** policy; if not present, the **WrongPolicy** exception is raised.

If the CORBA object denoted by the Object Id value is already active in this POA (there is a servant bound to it in the Active Object Map), the **ObjectAlreadyActive** exception is raised. If the POA has the **UNIQUE_ID** policy and the servant is already in the Active Object Map, the **ServantAlreadyActive** exception is raised. Otherwise, the **activate_object_with_id** operation enters an association between the specified Object Id and the specified servant in the Active Object Map.

If the **POA** has the **SYSTEM_ID** policy and it detects that the Object Id value was not generated by the system or for this **POA**, the **activate_object_with_id** operation may raise the **BAD_PARAM** system exception. An ORB is not required to detect all such invalid Object Id values, but a portable application must not invoke **activate_object_with_id** on a **POA** that has the **SYSTEM_ID** policy with an Object Id value that was not previously generated by the system for that **POA**, or, if the **POA** also has the **PERSISTENT** policy, for a previous instantiation of the same **POA**. A **POA** is not required to raise the **BAD_PARAM** exception in this case because, in the general case, accurate rejection of an invalid Object Id requires unbounded persistent memory of all previously generated Id values.

15.3.9.17 deactivate_object

```
void deactivate_object(  
    in Objectld oid  
) raises (ObjectNotActive, WrongPolicy);
```

This operation requires the **RETAIN** policy; if not present, the **WrongPolicy** exception is raised.

This operation causes the **Objectld** specified in the **oid** parameter to be deactivated. An **Objectld** that has been deactivated continues to process requests until there are no active requests for that **Objectld**. Active requests are those requests that arrived before **deactivate_object** was called. A deactivated **Objectld** is removed from the Active Object Map when all requests executing for that **Objectld** have completed. If a servant manager is associated with the **POA**, **ServantActivator::etherealize** is invoked with the **oid** and the associated servant after the **Objectld** has been removed.

from the Active Object Map. Reactivation for the **ObjectId** blocks until etherealization (if necessary) is complete. This includes implicit activation (as described in `etherealize`) and explicit activation via **POA::activate_object_with_id**. Once an **ObjectId** has been removed from the Active Object Map and etherealized (if necessary) it may then be reactivated through the usual mechanisms. The operation does not wait for requests or etherealization to complete and always returns immediately after deactivating the **ObjectId**.

If the servant associated with the **oid** is serving multiple Object Ids, **ServantActivator::etherealize** may be invoked multiple times with the same servant when the other objects are deactivated. It is the responsibility of the object implementation to refrain from destroying the servant while it is active with any Id.

15.3.9.18 `create_reference`

```
Object create_reference (  
    in CORBA::RepositoryId intf  
) raises (WrongPolicy);
```

This operation requires the **SYSTEM_ID** policy; if not present, the `WrongPolicy` exception is raised.

This operation creates an object reference that encapsulates a POA-generated Object Id value and the specified interface repository id. The specified repository id, which may be a null string, will become the **type_id** of the generated object reference. A repository id that does not identify the most derived interface of the object or one of its base interfaces will result in undefined behavior.

This operation does not cause an activation to take place. The resulting reference may be passed to clients, so that subsequent requests on those references will cause the appropriate servant manager to be invoked, if one is available. The generated Object Id value may be obtained by invoking **POA::reference_to_id** with the created reference.

15.3.9.19 `create_reference_with_id`

```
Object create_reference_with_id (  
    in ObjectId          oid,  
    in CORBA::RepositoryId intf  
)
```

This operation creates an object reference that encapsulates the specified Object Id and interface repository Id values. The specified repository id, which may be a null string, will become the **type_id** of the generated object reference. A repository id that does not identify the most derived interface of the object or one of its base interfaces will result in undefined behavior.

This operation does not cause an activation to take place. The resulting reference may be passed to clients, so that subsequent requests on those references will cause the object to be activated if necessary, or the default servant used, depending on the applicable policies.

If the **POA** has the **SYSTEM_ID** policy and it detects that the Object Id value was not generated by the system or for this **POA**, the `create_reference_with_id` operation may raise the `BAD_PARAM` system exception with standard minor code 14. An ORB is not required to detect all such invalid Object Id values, but a portable application must not invoke this operation on a **POA** that has the **SYSTEM_ID** policy with an Object Id value that was not previously generated by the system for that **POA**, or, if the **POA** also has the **PERSISTENT** policy, for a previous instantiation of the same **POA**.

15.3.9.20 servant_to_id

ObjectId servant_to_id(
 in Servant **p_servant**
) raises (ServantNotActive, WrongPolicy);

This operation requires the **USE_DEFAULT_SERVANT** policy or a combination of the **RETAIN** policy and either the **UNIQUE_ID** or **IMPLICIT_ACTIVATION** policies if invoked outside the context of an operation dispatched by this POA. If this operation is not invoked in the context of executing a request on the specified servant and the policies specified previously are not present, the **WrongPolicy** exception is raised.

This operation has four possible behaviors.

1. If the **POA** has both the **RETAIN** and the **UNIQUE_ID** policy and the specified servant is active, the Object Id associated with that servant is returned.
2. If the **POA** has both the **RETAIN** and the **IMPLICIT_ACTIVATION** policy and either the **POA** has the **MULTIPLE_ID** policy or the specified servant is not active, the servant is activated using a POA-generated Object Id and the Interface Id associated with the servant, and that Object Id is returned.
3. If the **POA** has the **USE_DEFAULT_SERVANT** policy, the servant specified is the default servant, and the operation is being invoked in the context of executing a request on the default servant, then the Object Id associated with the current invocation is returned.
4. Otherwise, the **ServantNotActive** exception is raised.

15.3.9.21 servant_to_reference

Object servant_to_reference (
 in Servant **p_servant**
) raises (ServantNotActive, WrongPolicy);

This operation requires the **RETAIN** policy and either the **UNIQUE_ID** or **IMPLICIT_ACTIVATION** policies if invoked outside the context of an operation dispatched by this POA. If this operation is not invoked in the context of executing a request on the specified servant and the policies specified previously are not present the **WrongPolicy** exception is raised.

This operation has four possible behaviors.

1. If the **POA** has both the **RETAIN** and the **UNIQUE_ID** policy and the specified servant is active, an object reference encapsulating the information used to activate the servant is returned.
2. If the **POA** has both the **RETAIN** and the **IMPLICIT_ACTIVATION** policy and either the **POA** has the **MULTIPLE_ID** policy or the specified servant is not active, the servant is activated using a POA-generated Object Id and the Interface Id associated with the servant, and a corresponding object reference is returned.
3. If the operation was invoked in the context of executing a request on the specified servant, the reference associated with the current invocation is returned.
4. Otherwise, the **ServantNotActive** exception is raised.

NOTE: The allocation of an Object Id value and installation in the Active Object Map caused by implicit activation may actually be deferred until an attempt is made to externalize the reference. The real requirement here is that a reference is produced that will behave appropriately (that is, yield a consistent Object Id value when asked politely).

15.3.9.22 reference_to_servant

Servant reference_to_servant (
 in Object **reference**
) raises (ObjectNotActive, WrongAdapter, WrongPolicy);

The table below summarizes the behavior of this operation based on the **RETAIN** policy, the **USE_DEFAULT_POLICY** and the Object in question:

RETAIN	USE_DEFAULT_SERVANT	Object	Action
Present	Present	In AOM	Return Servant from AOM
Present	Absent	In AOM	Return Servant from AOM
Present	Present	Not in AOM	Return Default Servant
Present	Absent	Not in AOM	Raise ObjectNotActive
Absent	Present		Return Default Servant
Absent	Absent		Raise Wrong Policy

If the object reference was not created by this **POA**, the **WrongAdapter** exception is raised.

15.3.9.23 reference_to_id

ObjectId reference_to_id(
 in Object **reference**
) raises (WrongAdapter, WrongPolicy);

The **WrongPolicy** exception is declared to allow future extensions.

This operation returns the Object Id value encapsulated by the specified **reference**. This operation is valid only if the reference was created by the POA on which the operation is being performed. If the reference was not created by that POA, a **WrongAdapter** exception is raised. The object denoted by the reference does not have to be active for this operation to succeed.

15.3.9.24 id_to_servant

Servant id_to_servant(
 in ObjectId **oid**
) raises (ObjectNotActive, WrongPolicy);

This operation requires the **RETAIN** policy or the **USE_DEFAULT_SERVANT** policy. If neither policy is present, the **WrongPolicy** exception is raised.

If the POA has the **RETAIN** policy and the specified **ObjectId** is in the Active Object Map, this operation returns the servant associated with that object in the Active Object Map. Otherwise, if the POA has the **USE_DEFAULT_SERVANT** policy and a default servant has been registered with the POA, this operation returns the default servant. Otherwise the **ObjectNotActive** exception is raised.

15.3.9.25 id_to_reference

```
Object id_to_reference(  
    in ObjectId      oid  
) raises (ObjectNotActive, WrongPolicy);
```

This operation requires the **RETAIN** policy; if not present, the **WrongPolicy** exception is raised. If an object with the specified Object Id value is currently active, a reference encapsulating the information used to activate the object is returned. If the Object Id value is not active in the POA, an **ObjectNotActive** exception is raised.

15.3.9.26 id

readonly attribute CORBA::OctetSeq id;

This returns the unique id of the POA in the process in which it is created. It is for use by portable interceptors. This id is guaranteed unique for the life span of the POA in the process. For persistent POAs, this means that if a POA is created in the same path with the same name as another POA, these POAs are identical and, therefore, have the same id. For transient POAs, each POA is unique.

15.3.10 Current Operations

The **PortableServer::Current** interface, derived from **CORBA::Current**, provides method implementations with access to the identity of the object on which the method was invoked. The **Current** interface is provided to support servants that implement multiple objects, but can be used within the context of POA-dispatched method invocations on any servant. To provide location transparency, ORBs are required to support use of **Current** in the context of both locally and remotely invoked operations.

An instance of **Current** can be obtained by the application by issuing the **CORBA::ORB::resolve_initial_references("POACurrent")** operation. Thereafter, it can be used within the context of a method dispatched by the **POA** to obtain the **POA** and **ObjectId** that identify the object on which that operation was invoked.

PortableServer::Current is a local interface.

15.3.10.1 get_POA

```
POA get_POA()  
    raises (NoContext);
```

This operation returns a reference to the POA implementing the object in whose context it is called. If called outside the context of a POA-dispatched operation, a **NoContext** exception is raised.

15.3.10.2 get_object_id

```
ObjectId get_object_id()  
    raises (NoContext);
```

This operation returns the **ObjectId** identifying the object in whose context it is called. If called outside the context of a POA-dispatched operation, a **NoContext** exception is raised.

15.3.10.3 get_reference

Object get_reference()
 raises(NoContext);

This operation returns a locally manufactured reference to the object in the context of which it is called. If called outside the context of a POA dispatched operation, a NoContext exception is raised.

NOTE: This reference is not guaranteed to be identical to the original reference the client used to make the invocation, and calling the **Object::is_equivalent** operation to compare the two references may not necessarily return true.

15.3.10.4 get_servant

Servant get_servant()
 raises(NoContext);

This operation returns a reference to the servant that hosts the object in whose context it is called. If called outside the context of a POA dispatched operation, a NoContext exception is raised.

15.4 IDL for PortableServer Module

```
// IDL
// File: PortableServer.idl
#ifndef _PORTABLE_SERVER_IDL_
#define _PORTABLE_SERVER_IDL_

import ::CORBA;
module PortableServer {
    typeprefix PortableServer "org.omg";
    local interface POA;      // forward declaration
    typedef sequence<POA> POAList;

    native Servant;

    typedef CORBA::OctetSeq ObjectId;

    exception ForwardRequest {
        Object forward_reference;
    };

    // Policy interfaces

    const CORBA::PolicyType THREAD_POLICY_ID = 16;
    const CORBA::PolicyType LIFESPAN_POLICY_ID = 17;
    const CORBA::PolicyType ID_UNIQUENESS_POLICY_ID = 18;
    const CORBA::PolicyType ID_ASSIGNMENT_POLICY_ID = 19;
    const CORBA::PolicyType IMPLICIT_ACTIVATION_POLICY_ID = 20;
    const CORBA::PolicyType SERVANT_RETENTION_POLICY_ID = 21;
    const CORBA::PolicyType REQUEST_PROCESSING_POLICY_ID = 22;

    enum ThreadPolicyValue {
```



```

    ORB_CTRL_MODEL,
    SINGLE_THREAD_MODEL,
    MAIN_THREAD_MODEL
};

local interface ThreadPolicy : CORBA::Policy {
    readonly attribute ThreadPolicyValue value;
};

enum LifespanPolicyValue {
    TRANSIENT,
    PERSISTENT
};

local interface LifespanPolicy : CORBA::Policy {
    readonly attribute LifespanPolicyValue value;
};

enum IdUniquenessPolicyValue {
    UNIQUE_ID,
    MULTIPLE_ID
};

local interface IdUniquenessPolicy : CORBA::Policy {
    readonly attribute IdUniquenessPolicyValue value;
};

enum IdAssignmentPolicyValue {
    USER_ID,
    SYSTEM_ID
};

local interface IdAssignmentPolicy : CORBA::Policy {
    readonly attribute IdAssignmentPolicyValue value;
};

enum ImplicitActivationPolicyValue {
    IMPLICIT_ACTIVATION,
    NO_IMPLICIT_ACTIVATION
};

local interface ImplicitActivationPolicy : CORBA::Policy {
    readonly attribute ImplicitActivationPolicyValue value;
};

enum ServantRetentionPolicyValue {
    RETAIN,
    NON_RETAIN
};

local interface ServantRetentionPolicy : CORBA::Policy {

```

```

    readonly attribute ServantRetentionPolicyValue value;
};

enum RequestProcessingPolicyValue {
    USE_ACTIVE_OBJECT_MAP_ONLY,
    USE_DEFAULT_SERVANT,
    USE_SERVANT_MANAGER
};

local interface RequestProcessingPolicy : CORBA::Policy {
    readonly attribute RequestProcessingPolicyValue value;
};

// POAManager interface

local interface POAManager {
    exception AdapterInactive{};

    enum State {HOLDING, ACTIVE, DISCARDING, INACTIVE};

    void activate()
        raises(AdapterInactive);
    void hold_requests(
        in boolean wait_for_completion)
        raises(AdapterInactive);
    void discard_requests(
        in boolean wait_for_completion)
        raises(AdapterInactive);

    void deactivate(
        in boolean etherealize_objects,
        in boolean wait_for_completion);
    State get_state();
    string get_id();
};

// PoaManagerFactory

local interface POAManagerFactory {
    typedef sequence<POAManager> POAManagerSeq;

    exception ManagerAlreadyExists {};

    POAManager create_POAManager(
        in string id,
        in CORBA::PolicyList policies
    ) raises(ManagerAlreadyExists, CORBA::PolicyError);

    POAManagerSeq list();
    POAManager find( in string id);
};

```

```

// AdapterActivator interface

local interface AdapterActivator {
    boolean unknown_adapter(
        in POA parent,
        in string name);
};

// ServantManager interface

local interface ServantManager{ };

local interface ServantActivator : ServantManager {
    Servant incarnate (
        in ObjectId          oid,
        in POA               adapter)
    raises (ForwardRequest);

    void etherealize (
        in ObjectId          oid,
        in POA               adapter,
        in Servant           serv,
        in boolean           cleanup_in_progress,
        in boolean           remaining_activations);
};

local interface ServantLocator : ServantManager {
    native Cookie;
    Servant preinvoke(
        in ObjectId          oid,
        in POA               adapter,
        in CORBA::Identifier operation,
        out Cookie           the_cookie)
    raises (ForwardRequest);

    void postinvoke(
        in ObjectId          oid,
        in POA               adapter,
        in CORBA::Identifier operation,
        in Cookie            the_cookie,
        in Servant           the_servant
    );
};

// POA interface

local interface POA {
    exception AdapterAlreadyExists {};
    exception AdapterNonExistent {};
    exception InvalidPolicy {unsigned short index;};
    exception NoServant {};
};

```

```

exception ObjectAlreadyActive {};
exception ObjectNotActive {};
exception ServantAlreadyActive {};
exception ServantNotActive {};
exception WrongAdapter {};
exception WrongPolicy {};

// POA creation and destruction

POA create_POA(
    in string adapter_name,
    in POAManager a_POAManager,
    in CORBA::PolicyList policies)
raises (AdapterAlreadyExists, InvalidPolicy);

POA find_POA(
    in string adapter_name,
    in boolean activate_it)
raises (AdapterNonExistent);

void destroy(
    in boolean etherealize_objects,
    in boolean wait_for_completion);

// Factories for Policy objects

ThreadPolicy create_thread_policy(
    in ThreadPolicyValue value);
LifespanPolicy create_lifespan_policy(
    in LifespanPolicyValue value);
IdUniquenessPolicy create_id_uniqueness_policy(
    in IdUniquenessPolicyValue value);
IdAssignmentPolicy create_id_assignment_policy(
    in IdAssignmentPolicyValue value);
ImplicitActivationPolicy create_implicit_activation_policy(
    in ImplicitActivationPolicyValue value);
ServantRetentionPolicy create_servant_retention_policy(
    in ServantRetentionPolicyValue value);
RequestProcessingPolicy create_request_processing_policy(
    in RequestProcessingPolicyValue value);

// POA attributes

readonly attribute string the_name;
readonly attribute POA the_parent;
readonly attribute POAList the_children;
readonly attribute POAManager the_POAManager;
attribute AdapterActivator the_activator;

// Servant Manager registration:

```

```

ServantManager get_servant_manager()
raises (WrongPolicy);

void set_servant_manager(
    in ServantManager imgr)
raises (WrongPolicy);

// operations for the USE_DEFAULT_SERVANT policy

Servant get_servant()
raises (NoServant, WrongPolicy);

void set_servant(in Servant p_servant)
raises (WrongPolicy);

// object activation and deactivation

ObjectId activate_object(
    in Servant p_servant)
raises (ServantAlreadyActive, WrongPolicy);

void activate_object_with_id(
    in ObjectId id,
    in Servant p_servant)
raises (ServantAlreadyActive, ObjectAlreadyActive, WrongPolicy);

void deactivate_object(
    in ObjectId oid)
raises (ObjectNotActive, WrongPolicy);

// reference creation operations

Object create_reference (
    in CORBA::RepositoryId intf)
raises (WrongPolicy);

Object create_reference_with_id (
    in ObjectId oid,
    in CORBA::RepositoryId intf
);

// Identity mapping operations:

ObjectId servant_to_id(
    in Servant p_servant)
raises (ServantNotActive, WrongPolicy);

Object servant_to_reference(
    in Servant p_servant)
raises (ServantNotActive, WrongPolicy);

```

```

Servant reference_to_servant(
    in Object reference)
raises(ObjectNotActive, WrongAdapter, WrongPolicy);

ObjectId reference_to_id(
    in Object reference)
raises (WrongAdapter, WrongPolicy);

Servant id_to_servant(
    in ObjectId oid)
raises (ObjectNotActive, WrongPolicy);

Object id_to_reference(in ObjectId oid)
    raises (ObjectNotActive, WrongPolicy);

readonly attribute CORBA::OctetSeq id;
readonly attribute POAManagerFactory the_POAManagerFactory;
};

// Current interface

local interface Current : CORBA::Current {
    exception NoContext { };

    POA get_POA()
    raises (NoContext);

    ObjectId get_object_id()
    raises (NoContext);

    Object get_reference()
    raises(NoContext);

    Servant get_servant()
    raises(NoContext);
};
};

```

15.5 UML Description of PortableServer

The following diagrams were generated by an automated tool and then annotated with the cardinalities of the associations. They are intended to be an aid in comprehension to those who enjoy such representations. They are not normative.

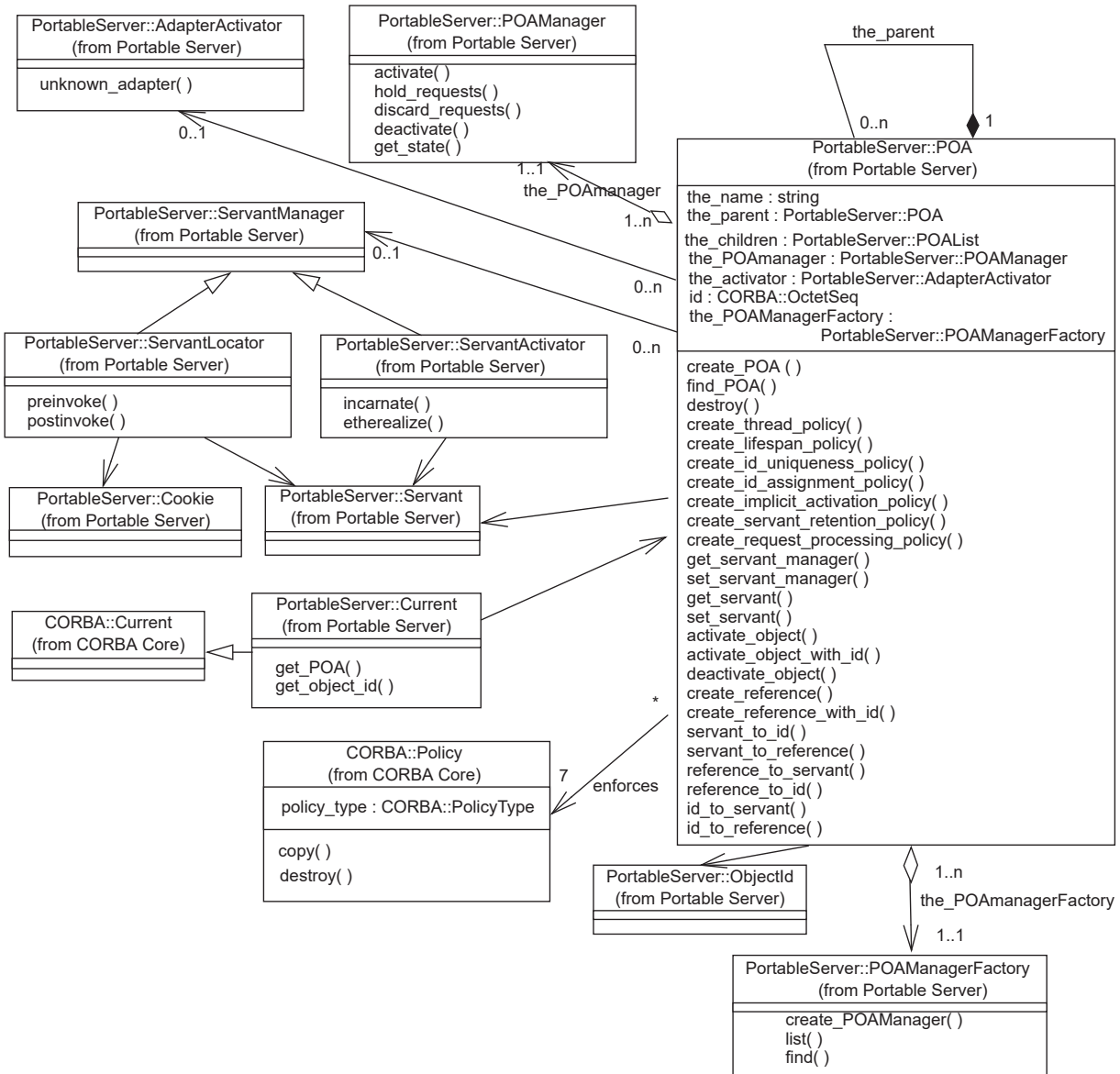


Figure 15.4 - UML for main part of PortableServer

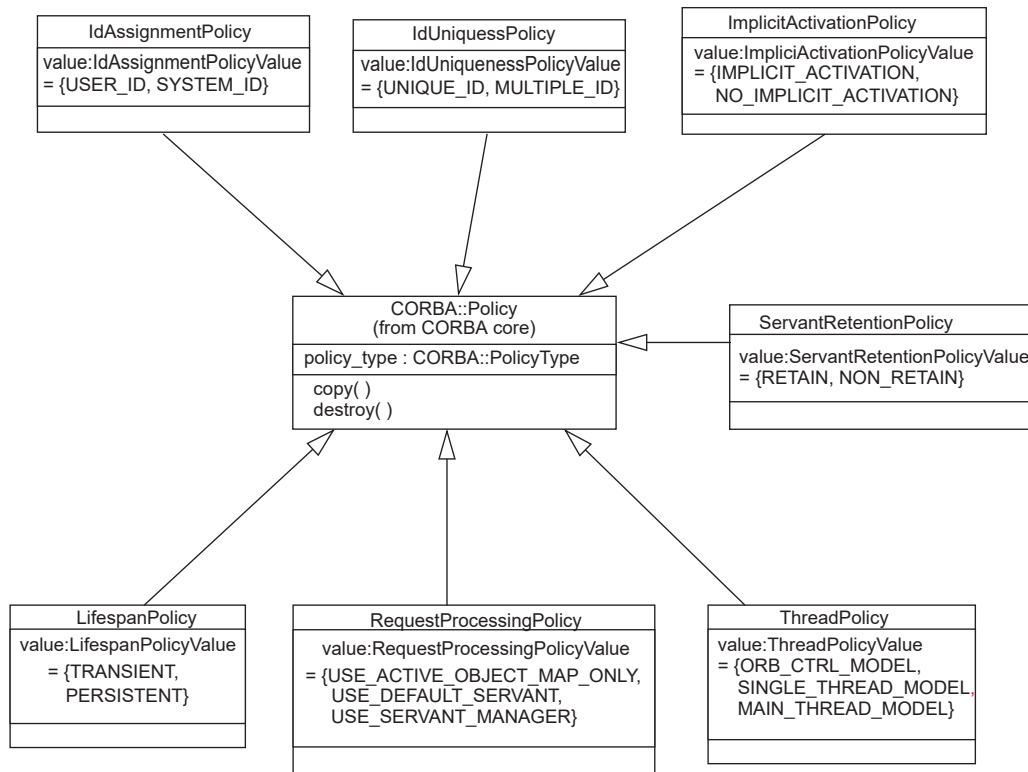


Figure 15.5 - UML for PortableServer Policies

15.6 Usage Scenarios

This sub clause illustrates how different capabilities of the POA may be used in applications.

NOTE: In some of the following C++ examples, PortableServer names are not explicitly scoped. It is assumed that all the examples have the C++ statement: `using namespace PortableServer;`

15.6.1 Getting the Root POA

All server applications must obtain a reference to the root POA, either to use it directly to manage objects, or to create new POA objects. The following example demonstrates how the application server can obtain a reference to the root POA.

```

// C++
CORBA::ORB_ptr orb = CORBA::ORB_init(argc, argv);
CORBA::Object_ptr pfobj =
orb->resolve_initial_references("RootPOA");
PortableServer::POA_ptr rootPOA;
rootPOA = PortableServer::POA::narrow(pfobj);
  
```


15.6.2 Creating a POA

For a variety of reasons, a server application might want to create a new POA. The POA is created as a child of an existing POA. In this example, it is created as a child of the root POA.

```
// C++
CORBA::PolicyList policies(2);
policies.length(2);
policies[0] = rootPOA->create_thread_policy(
PortableServer::ThreadPolicy::ORB_CTRL_MODEL);
policies[1] = rootPOA->create_lifespan_policy(
PortableServer::LifespanPolicy::TRANSIENT);
PortableServer::POA_ptr poa =
rootPOA->create_POA("my_little_poa",
PortableServer::POAManager::_nil(), policies);
```

15.6.3 Explicit Activation with POA-assigned Object Ids

By specifying the **SYSTEM_ID** policy on a POA, objects may be explicitly activated through the POA without providing a user-specified identity value. Using this approach, objects are activated by performing the **activate_object** operation on the POA with the object in question. For this operation, the POA allocates, assigns, and returns a unique identity value for the object.

Generally this capability is most useful for transient objects, where the Object Id needs to be valid only as long as the servant is active in the server. The Object Ids can remain completely hidden and no servant manager need be provided. When this is the case, the identity and lifetime of the servant and the abstract object are essentially equivalent. When POA-assigned Object Ids are used with persistent objects or objects that are activated on demand, the application must be able to associate the generated Object Id value with its corresponding object state.

This example illustrates a simple implementation of transient objects using POA-assigned Object Ids. It presumes a POA that has the **SYSTEM_ID**, **USE_SERVANT_MANAGER**, and **RETAIN** policies.

Assume this interface:

```
// IDL
interface Foo {
    long doit();
};
```

This might result in the generation of the following skeleton:

```
class POA_Foo : public ServantBase
{
public:
    ...
    virtual CORBA::Long doit() = 0;
}
```

Derive your implementation:

```

class MyFooServant : public POA_Foo
{
public:
    MyFooServant(POA_ptr poa, Long value)
        : my_poa(POA::_duplicate(poa)), my_value(value) {}
    ~MyFooServant() {CORBA::release(my_poa);}
    virtual POA_ptr _default_POA()
        {return POA::_duplicate(my_poa);}
    virtual Long doit() {return my_value;}
protected:
    POA_ptr my_poa;
    Long my_value;
};

```

Now, somewhere in the program during initialization, probably in `main()`:

```

    MyFooServant* afoo = new MyFooServant(poa,27);
PortableServer::ObjectId_var oid =
    poa->activate_object(afoo);
Foo_var foo = afoo->_this();
poa->the_POAManager()->activate();
orb->run();

```

This object is activated with a generated Object Id.

15.6.4 Explicit Activation with User-assigned Object Ids

An object may be explicitly activated by a server using a user-assigned identity. This may be done for several reasons. For example, a programmer may know that certain objects are commonly used, or act as initial points of contact through which clients access other objects (for example, factories). The server could be implemented to create and explicitly activate these objects during initialization, avoiding the need for a servant manager.

If an implementation has a reasonably small number of servants, the server may be designed to keep them all active continuously (as long as the server is executing). If this is the case, the implementation need not provide a servant manager. When the server initializes, it could create all available servants, loading their state and identities from some persistent store. The POA supports an explicit activation operation, **activate_object_with_id**, that associates a servant with an Object Id. This operation would be used to activate all of the existing objects managed by the server during server initialization. Assuming the POA has the **USE_SERVANT_MANAGER** policy and no servant manager is associated with a POA, any request received by the POA for an Object Id value not present in the Active Object Map will result in an **OBJ_ADAPTER** exception.

In simple cases of well-known, long-lived objects, it may be sufficient to activate them with well-known Object Id values during server initialization, before activating the POA. This approach ensures that the objects are always available when the POA is active, and doesn't require writing a servant manager. It has severe practical limitations for a large number of objects, though.

This example illustrates the explicit activation of an object using a user-chosen Object Id. This example presumes a POA that has the **USER_ID**, **USE_SERVANT_MANAGER**, and **RETAIN** policies.

The code is like the previous example, but replace the last portion of the example shown above with the following code:

```
// C++
MyFooServant* afoo = new MyFooServant(poa, 27);
PortableServer::ObjectId_var oid =
    PortableServer::string_to_ObjectId("myLittleFoo");
poa->activate_object_with_id(oid.in(), afoo);
Foo_var foo = afoo->_this();
```

15.6.5 Creating References before Activation

It is sometimes useful to create references for objects before activating them. This example extends the previous example to illustrate this option:

```
// C++
PortableServer::ObjectId_var oid =
PortableServer::string_to_ObjectId("myLittleFoo");
CORBA::Object_var obj = poa->create_reference_with_id(
    oid.in(), "IDL:Foo:1.0");
Foo_var foo = Foo::_narrow(obj);

// ...later...
MyFooServant* afoo = new MyFooServant(poa, 27);
poa->activate_object_with_id(oid.in(), afoo);
```

15.6.6 Servant Manager Definition and Creation

Servant managers are object implementations, and are required to satisfy all of the requirements of object implementations necessary for their intended function. Because servant managers are local objects, and their use is limited to a single narrow role, some simplifications in their implementation are possible. Note that these simplifications are suggestions, not normative requirements. They are intended as examples of ways to reduce the programming effort required to define servant managers.

A servant manager implementation must provide the following things:

- implementation code for either
 - **incarnate()** and **etherealize()**, or
 - **preinvoke()** and **postinvoke()**
- implementation code for the servant operations, as for all servants

The first two are obvious; their content is dictated by the requirements of the implementation that the servant manager is managing. For the third point, the default servant manager on the root POA already supplies this implementation code. User-written servant managers will have to provide this themselves.

Since servant managers are objects, they themselves must be activated. It is expected that most servant managers can be activated on the root POA with its default set of policies (see POA Creation on page 304). It is for this reason that the root POA has the **IMPLICIT_ACTIVATION** policy so that a servant manager can easily be activated. Users may choose to activate a servant manager on other POAs.

The following is an example servant manager to activate objects on demand. This example presumes a POA that has the **USER_ID**, **USE_SERVANT_MANAGER**, and **RETAIN** policies.

Since RETAIN is in effect, the type of servant manager used is a **ServantActivator**. The ORB supplies a servant activator skeleton class in a library:

```
// C++
namespace POA_PortableServer
{
    class ServantActivator : public virtual ServantManager
    {
    public:
        virtual ~ServantActivator();
        virtual Servant incarnate(
            const ObjectId& POA_ptr poa) = 0;
        virtual void etherealize(
            const ObjectId&, POA_ptr poa,
            Servant, Boolean remaining_activations) = 0;
    };
};
```

A **ServantActivator** servant manager might then look like:

```
// C++
class MyFooServantActivator : public
    POA_PortableServer::ServantActivator
{
public:
    // ...
    Servant incarnate(
        const ObjectId& oid, POA_ptr poa)
    {
        String_var s = PortableServer::ObjectId_to_string
            (oid);
        if (strcmp(s, "myLittleFoo") == 0) {
            return new MyFooServant(poa, 27);
        }
        else {
            throw CORBA::OBJECT_NOT_EXIST();
        }
    }

    void etherealize(
        const ObjectId& oid,
        POA_ptr poa,
        Servant servant,
        Boolean remaining_activations)
    {
        if (remaining_activations == 0)
            delete servant;
    }
    // ...
};
```

15.6.7 Object Activation on Demand

The precondition for this scenario is the existence of a client with a reference for an object with which no servant is associated at the time the client makes a request on the reference. It is the responsibility of the ORB, in collaboration with the POA and the server application to find or create an appropriate servant and perform the requested operation on it. Such an object is said to be *incarnated* (or *incarnation*) when it has an active servant. Note that the client had to obtain the reference in question previously from some source. From the client's perspective, the abstract object exists as long as it holds a reference, until it receives an `OBJECT_NOT_EXIST` system exception in a reply from an attempted request on the object. Incarnation state does not imply existence or non-existence of the abstract object.

NOTE: This specification does not address the issues of communication or server process activation, as they are immaterial to the POA interface and operation. It is assumed that the ORB activates the server if necessary, and can deliver the request to the appropriate POA.

To support object activation on demand, the server application must register a servant manager with the appropriate POA. Upon receiving the request, if the POA consults the Active Object Map and discovers that there is no active servant associated with the target Object Id, the POA invokes the **incarnate** operation on the servant manager.

NOTE: An implication that this model has for GIOP is that the object key in the request message must encapsulate the Object Id value. In addition, it may encapsulate other values as necessitated by the ORB implementation. For example, the server must be able to determine to which POA the request should be directed. It could assign a different communication endpoint to each POA so that the POA identity is implicit in the request, or it could use a single endpoint for the entire server and encapsulate POA identities in object key values. Note that this is not a concrete requirement; the object key may not actually contain any of those values. Whatever the concrete information is, the ORB and POA must be able to use it to find the servant manager, invoke `activate` if necessary (that requires the actual Object Id value), and/or find the active servant in some map.

The **incarnate** invocation passes the Object Id value to the servant manager. At this point, the servant manager may take any action necessary to produce a servant that it considers to be a valid incarnation of the object in question. The operation returns the servant to the POA, which invokes the operation on it. The **incarnate** operation may alternatively raise an `OBJECT_NOT_EXIST` system exception that will be returned to the invoking client. In this way, the user-supplied implementation is responsible for determining object existence and non-existence.

After activation, the POA maintains the association of the servant and the Object Id in the Active Object Map. (This example presumes the **RETAIN** and **USE_SERVANT_MANAGER** policies.)

As an obvious example of transparent activation, the Object Id value could contain a key for a record in a database that contains the object's state. The servant manager would retrieve the state from the database, construct a servant of the appropriate implementation class (assuming an object-oriented programming language), initialize it with the state from the database, and return it to the POA.

The example servant manager in the last sub clause (Servant Manager Definition and Creation on page 347) could be used for this scenario. Recall that the POA would have the **USER_ID**, **USE_SERVANT_MANAGER**, and **RETAIN** policies.

Given such a **ServantActivator**, all that remains is initialization code such as the following.

```
PortableServer::ObjectId_var oid =
    PortableServer::string_to_ObjectId("myLittleFoo");
CORBA::Object_var obj = poa->create_reference_with_id(
    oid, "IDL:foo:1.0");
MyFooServantActivator* fooIM = new MyFooServantActivator;
ServantActivator_var IMref = fooIM->_this();
```

```

poa->set_servant_manager (IMref) ;
poa->the_POAmanager () ->activate () ;
orb->run () ;

```

15.6.8 Persistent Objects with POA-assigned Ids

It is possible to access the Object Id value assigned to an object by the POA, with the **POA::reference_to_id** operation. If the reference is for an object managed by the POA that is the operation's target, the operation will return the Object Id value, whether it was assigned by the POA or the user. By doing this, an implementation may provide a servant manager that associates the POA-allocated Object Id values with persistently stored state. It may also pass the POA-allocated Object Id values to POA operations such as **activate_object_with_id** and **create_reference_with_id**.

A POA with the **PERSISTENT** policy may be destroyed and later reinstantiated in the same or a different process. A POA with both the **SYSTEM_ID** and **PERSISTENT** policies generates Object Id values that are unique across all instantiations of the same POA.

15.6.9 Multiple Object Ids Mapping to a Single Servant

Each POA is created with a policy that indicates whether or not servants are allowed to support multiple object identities simultaneously. If a POA allows multiple identities per servant, the POA's treatment of the servants is affected in the following ways:

- Servants of the type may be explicitly activated multiple times with different identity values without raising an exception.
- A servant cannot be mapped onto or converted to an individual object reference using that POA, since the identity is potentially ambiguous.

15.6.10 One Servant for All Objects

By using the **USE_DEFAULT_SERVANT** policy, the developer can create a POA that will use a single servant to implement all of its objects. This approach is useful when there is very little data associated with each object, so little that the data can be encoded in the Object Id.

The following example illustrates this approach by using a single servant to incarnate all CORBA objects that export a given interface in the context of a server. This example presumes a POA that has the **USER_ID**, **NON_RETAIN**, and **USE_DEFAULT_SERVANT** policies.

Two interfaces are defined in IDL. The **FileDescriptor** interface is supported by objects that will encapsulate access to operations in a file associated with a file system. Global operations in a file system, such as the ones necessary to create **FileDescriptor** objects, are supported by objects that export the **FileSystem** interface.

```

// IDL
interface FileDescriptor {
    typedef sequence<octet> DataBuffer;

    long write (in DataBuffer buffer);
    DataBuffer read (
        in long num_bytes);
    void destroy ();
};

```

```

interface FileSystem {
    ...
    FileDescriptor open (
        in string file_name,
        in long flags);
    ...
};

```

Implementation of these two IDL interfaces may inherit from static skeleton classes generated by an IDL to C++ compiler as follows:

```

// C++
class FileDescriptorImpl : public POA_FileDescriptor
{
public:
    FileDescriptorImpl(POA_ptr poa);
    ~FileDescriptorImpl();
    POA_ptr _default_POA();
    CORBA::Long write(
        const FileDescriptor::DataBuffer& buffer);
    FileDescriptor::DataBuffer* read(
        CORBA::Long num_bytes);
    void destroy();
private:
    POA_ptr my_poa;
};

class FileSystemImpl : public POA_FileSystem
{
public:
    FileSystemImpl(POA_ptr poa);
    ~FileSystemImpl();
    POA_ptr _default_POA();
    FileDescriptor_ptr open(
        const char* file_name, CORBA::Long flags);
private:
    POA_ptr my_poa;
    FileDescriptorImpl* fd_servant;
};

```

A single servant may be used to serve all requests issued to all **FileDescriptor** objects created by a **FileSystem** object. The following fragment of code illustrates the steps to perform when a **FileSystem** servant is created.

```

// C++
FileSystemImpl::FileSystemImpl(POA_ptr poa)
    : my_poa(POA::_duplicate(poa))
{
    fd_servant = new FileDescriptorImpl(poa);
    poa->set_servant(fd_servant);
};

```

The following fragment of code illustrates how **FileDescriptor** objects are created as a result of invoking an operation (**open**) exported by a **FileSystem** object. First, a local file descriptor is created using the appropriate operating system call. Then a CORBA object reference is created and returned to the client. The value of the local file descriptor will be used to distinguish the new **FileDescriptor** object from other **FileDescriptor** objects. Note that **FileDescriptor** objects in the example are transient, since they use the value of their file descriptors for their ObjectIds, and of course the file descriptors are only valid for the life of a process.

```
// C++
FileDescriptor_ptr
FileSystemImpl::open(
    const char* file_name, CORBA::Long flags)
{
    int fd = ::open(file_name, flags);
    ostringstream ostr;
    ostr << fd;
    PortableServer::ObjectId_var oid =
        PortableServer::string_to_ObjectId(ostr.str());
    Object_var obj = my_poa->create_reference_with_id(
        oid.in(), "IDL:FileDescriptor:1.0");
    return FileDescriptor::_narrow(obj);
};
```

Any request issued to a **FileDescriptor** object is handled by the same servant. In the context of a method invocation, the servant determines which particular object is being incarnated by invoking an operation that returns a reference to the target object and, after that, invoking **POA::reference_to_id**. In C++, the operation used to obtain a reference to the target object is **_this()**. Typically, the **ObjectId** value associated with the reference will be used to retrieve the state of the target object. However, in this example, such a step is not required since the only thing that is needed is the value for the local file descriptor and that value coincides with the **ObjectId** value associated with the reference.

Implementation of the **read** operation is rather simple. The servant determines which object it is incarnating, obtains the local file descriptor matching its identity, performs the appropriate operating system call, and returns the result in a **DataBuffer** sequence.

```
// C++
FileDescriptor::DataBuffer*
FileDescriptorImpl::read(CORBA::Long num_bytes)
{
    FileDescriptor_var me = _this();
    PortableServer::ObjectId_var oid =
        my_poa->reference_to_id(me.in());
    CORBA::String_var s =
        PortableServer::ObjectId_to_string(oid.in());
    istringstream is(s);
    int fd;
    is >> fd;
    CORBA::Octet* buffer = DataBuffer::alloc_buf(num_bytes);
    int len = ::read(fd, buffer, num_bytes);
    DataBuffer* result = new DataBuffer(len, len, buffer, 1);
    return result;
};
```


Using a single servant per interface is useful in at least two situations.

- In one case, it may be appropriate for encapsulating access to legacy APIs that are not object-oriented (system calls in the Unix environment, as we have shown in the example).
- In another case, this technique is useful in handling scalability issues related to the number of CORBA objects that can be associated with a server. In the example above, there may be a million **FileDescriptor** objects in the same server and this would only require one entry in the ORB. Although there are operating system limitations in this respect (a Unix server is not able to open so many local file descriptors) the important point to take into account is that usage of CORBA doesn't introduce scalability problems but provides mechanisms to handle them.

15.6.11 Single Servant, Many Objects and Types, Using DSI

The ability to associate a single DSI servant with many CORBA objects is rather powerful in some scenarios. It can be the basis for development of gateways to legacy systems or software that mediates with external hardware, for example.

Usage of the DSI is illustrated in the following example. This example presumes a POA that supports the **USER_ID**, **USE_DEFAULT_SERVANT**, and **RETAIN** policies.

A single servant will be used to incarnate a huge number of CORBA objects, each of them representing a separate entry in a Database. There may be several types of entries in the Database, representing different entity types in the Database model. Each type of entry in the Database is associated with a separate interface that comprises operations supported by the Database on entries of that type. All these interfaces inherit from the **DatabaseEntry** interface. Finally, an object supporting the **DatabaseAgent** interface supports basic operations in the database such as creating a new entry, destroying an existing entry, etc.

```
// IDL
interface DatabaseEntry {
    readonly attribute string name;
};

interface Employee : DatabaseEntry {
    attribute long id;
    attribute long salary;
};
...

interface DatabaseAgent {
    DatabaseEntry create_entry (
        in string key,
        in CORBA::Identifier entry_type,
        in NVPairSequence initial_attribute_values
    );

    void destroy_entry (
        in string key);
    ...
};
```

Implementation of the **DatabaseEntry** interface may inherit from the standard dynamic skeleton class as follows:

```

// C++
class DatabaseEntryImpl :
    public PortableServer::DynamicImplementation
{
public:
    DatabaseEntryImpl (DatabaseAccessPoint db);
    virtual void invoke (ServerRequest_ptr request);
    ~DatabaseEntryImpl ();

    virtual POA_ptr _default_POA()
    {
        return poa;
    }
};

```

On the other hand, implementation of the **DatabaseAgent** interface may inherit from a static skeleton class generated by an IDL to C++ compiler as follows:

```

// C++
class DatabaseAgentImpl :
    public DatabaseAgentImplBase
{
protected:
    DatabaseAccessPoint mydb;
    DatabaseEntryImpl * common_servant;
public:
    DatabaseAgentImpl ();
    virtual DatabaseEntry_ptr create_entry (
        const char * key,
        const char * entry_type,
        const NVPairSequence& initial_attribute_values
    );
    virtual void destroy_entry (const char * key);
    ~DatabaseAgentImpl ();
};

```

A single servant may be used to serve all requests issued to all **DatabaseEntry** objects created by a **DatabaseAgent** object. The following fragment of code illustrates the steps to perform when a **DatabaseAgent** servant is created. First, access to the database is initialized. As a result, some kind of descriptor (a **DatabaseAccessPoint** local object) used to operate on the database is obtained. Finally, a servant will be created and associated with the POA.

```

// C++
void DatabaseAgentImpl::DatabaseAgentImpl ()
{
    mydb = ...;
    common_servant = new DatabaseEntryImpl(mydb);
    poa->set_servant(common_servant);
};

```

The code used to create **DatabaseEntry** objects representing entries in the database is similar to the one used for creating **FileDescriptor** objects in the example of the previous sub clause. In this case, a new entry is created in the database and the key associated with that entry will be used to represent the identity for the corresponding **DatabaseEntry** object. All requests issued to a **DatabaseEntry** object are handled by the same servant because references to this type of object are associated with a common POA created with the **USE_DEFAULT_SERVANT** policy.

```
// C++
DatabaseEntry_ptr DatabaseAgentImpl::create_entry (
    const char * key,
    const char * entry_type,
    const NVPairSequence& initial_attribute_values)

    // creates a new entry in the database:
mydb->new_entry (key, ...);

    // creates a reference to the CORBA object used to
// encapsulate access to the new entry in the database.
// There is an interface for each entry type:
CORBA::Object_ptr obj = poa->create_reference_with_id(
    string_to_ObjectId (key),
    identifierToRepositoryId (entry_type),
);

    DatabaseEntry_ptr entry = DatabaseEntry::_narrow (obj);
CORBA::release (obj);
return entry;
};
```

Any request issued to a **DatabaseEntry** object is handled by the same servant. In the context of a method invocation, the servant determines which particular object it is incarnating, obtains the database key matching its identity, invokes the appropriate operation in the database, and returns the result as an output parameter in the **ServerRequest** object.

Sometimes, a program may need to determine the type of an entry in the database in order to invoke operations on the entry. If that is the case, the servant may obtain the type of an entry based on the interface supported by the **DatabaseEntry** object encapsulating access to that entry. This interface may be obtained by means of invoking the **get_interface** operation exported by the reference to the **DatabaseEntry** object.

```
// C++
void DatabaseEntryImpl::invoke (ServerRequest_ptr request)
{
    CORBA::Object_ptr current_obj = _this ();

    // The servant determines the key associated with
// the database entry represented by current_obj:
PortableServer::ObjectId oid =
    poa->reference_to_id (current_obj);
char * key = ObjectId_to_string (oid);

    // The servant handles the incoming CORBA request. This
// typically involves the following steps:
```

```
// 1.    mapping the CORBA request into a database request
//       using the key obtained previously
// 2.    constructing output parameters to the CORBA request
//       from the response to the database request
//       ...
};
```

Note that in this example, we may have a billion **DatabaseEntry** objects in a server requiring only a single entry in map tables supported by the POA (that is, the ORB at the server). No permanent storage is required for references to **DatabaseEntry** objects at the server. Actually, references to **DatabaseEntry** objects will only occupy space:

- at clients, as long as those references are used; or
- at the server, only while a request is being served.

Scalability problems can be handled using this technique. There are many scenarios where this scalability causes no penalty in terms of performance (basically, when there is no need to restore the state of an object, each time a request to it is being served).

16 Portable Interceptors

16.1 Introduction

Portable Interceptors are hooks into the ORB through which ORB services can intercept the normal flow of execution of the ORB. The following figures describe the programming model for which portable Interceptors were designed.

16.1.1 Object Creation

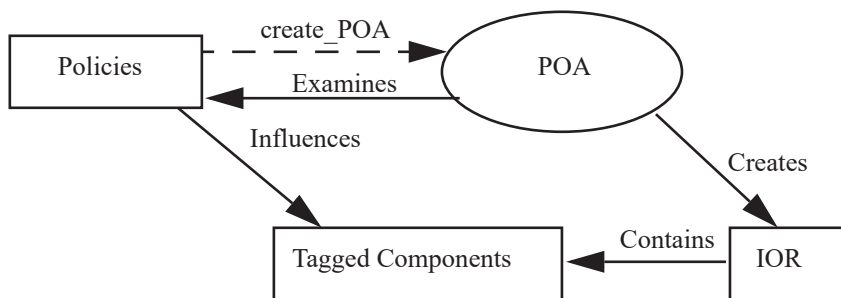


Figure 16.1 - Object Creation

Figure 16.1 shows the parts involved in the creation of an object. An object is represented by an IOR created by the POA. A set of policies is used to create a POA which influences the set of tagged components contained within the profiles of any IOR created by that POA. ORB services may have tagged components specific to their service, therefore they require a means to add tagged components to an IOR. ORB services may also introduce new policies; therefore, they require a means to create these new policies.

Requirement: Add tagged components

Satisfied by: IORInterceptor (see IOR Interceptor on page 390).

Requirement: Create policies

Satisfied by: PolicyFactory (see PolicyFactory on page 399).

16.1.2 Client Sends Request

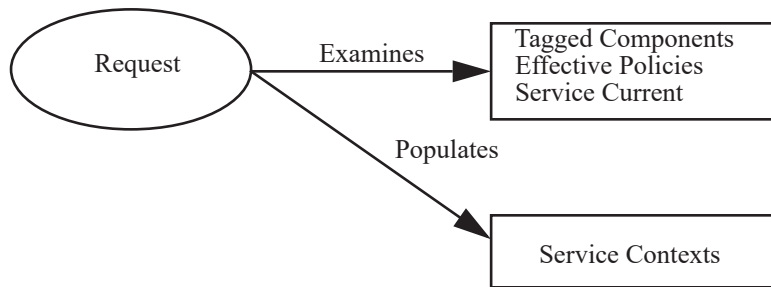


Figure 16.2 - Transfer Client's Context to Request's Service Context

Figure 16.2 shows what is needed to transfer a client's context to the service context. Service contexts are populated from information in a service's **Current** object, from the effective policies, and from information in the tagged components on an IOR's profile.

The processing of a request is an integral part of the ORB. Since each ORB service potentially creates its own service context, there must be a means by which each service can get the necessary information during request processing. Since service contexts are defined as a unique identifier and an octet sequence containing a CDR encapsulation there must be a portable method to create such an octet sequence.

Requirement: Intercept request processing and access necessary data.

Satisfied by: Request Interceptors (see Request Interceptors on page 361) and the PortableInterceptor::Current (see Portable Interceptor Current on page 384).

Requirement: Convert types to octet sequences

Satisfied by: Codec (see *Part 2 of this International Standard* clause, Coder/Decoder Interfaces sub clause).

16.1.3 Server Receives Request

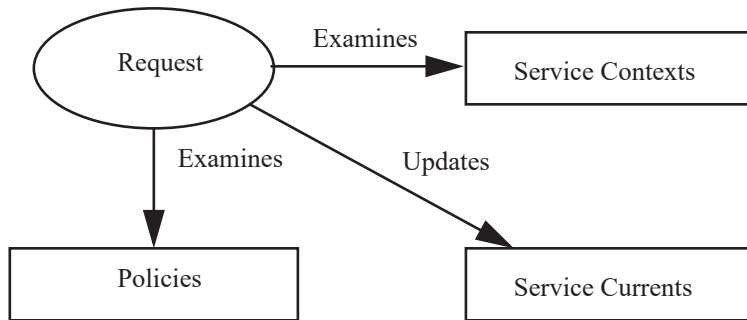


Figure 16.3 - Transfer Request's Service Context to Server's Context

On the client, the client's context is transferred to the request's service context. On the server, the opposite must occur: the information in the service context is transferred to the server's context which is then available to the server application. Figure 16.3 shows what is necessary to accomplish this.

The requirements that exist in Client Sends Request on page 358 also exist here.

16.1.4 Server Sends Reply

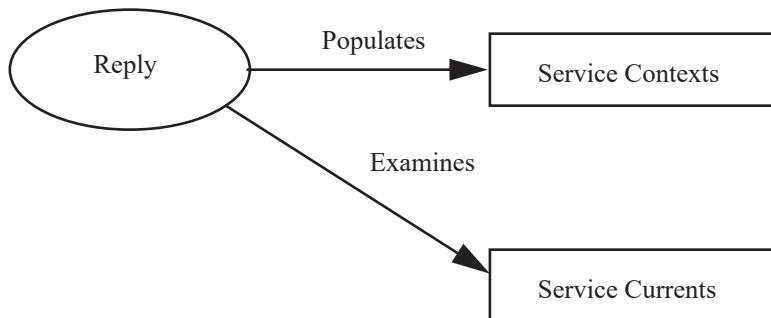


Figure 16.4 - Transfer Server's Context to Reply's Service Context

Figure 16.4 shows what is needed to transfer a server's context to a reply's service context. Service contexts are populated from information in a service's **Current** object.

The requirements which exist in Client Sends Request on page 358 also exist here.

16.1.5 Client Receives Reply

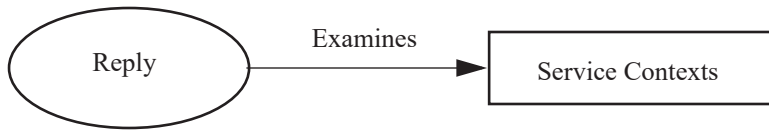


Figure 16.5 - View the Service Context on the Client Reply

When processing the client reply, although the client's context cannot be updated by the reply's service context, the service may still wish to query the service context information.

The client's context cannot be updated because such updates would be invalid on asynchronous calls. The client thread may be continually changing its context and if a reply also changed the context at any time, the state of the context at any given time would be indeterminate.

The requirements that exist in Client Sends Request on page 358 also exist here.

16.2 General Behavior of Local Objects

All local objects specified in this clause except for **Interceptor** and local interfaces derived from it, **PolicyFactory** and **ORBInitializer** override the default behavior of the **Object::get_orb** operation and return the **ORB** that the portable interceptor facility is associated with.

16.3 Interceptor Interface

Portable Interceptor interfaces and related type definitions reside in the module **PortableInterceptor**. All portable Interceptors inherit from the local interface **Interceptor**:

```
module PortableInterceptor {  
  
    local interface Interceptor {  
        readonly attribute string name;  
        void destroy();  
    };  
};
```

Each Interceptor may have a name that may be used administratively to order the lists of Interceptors. Only one Interceptor of a given name can be registered with the ORB for each Interceptor type. An Interceptor may be anonymous; that is, have an empty string as the name attribute. Any number of anonymous Interceptors may be registered with the ORB.

Interceptor::destroy is called during **ORB::destroy**. When an application calls **ORB::destroy**, the ORB:

1. Waits for all requests in progress to complete.

2. Calls the **Interceptor::destroy** operation for each interceptor.
3. Completes destruction of the ORB.

Method invocations from within **Interceptor::destroy** on object references for objects implemented on the ORB being destroyed result in undefined behavior. However, method invocations on objects implemented on an ORB other than the one being destroyed are permitted. (This means that the ORB being destroyed is still capable of acting as a client, but not as a server.)

16.4 Request Interceptors

A request Interceptor is designed to intercept the flow of a request/reply sequence through the ORB at specific points so that services can query the request information and manipulate the service contexts that are propagated between clients and servers.

The primary use of request Interceptors is to enable ORB services to transfer context information between clients and servers.

There are two types of request Interceptors: client-side (see Client-Side Interceptor on page 363) and server-side (see Server-Side Interceptor on page 368).

16.4.1 Design Principles

The following points are the principles followed in the design of the portable Interceptor architecture.

1. Interceptors are called on all ORB mediated invocations. The following implicit object operations may or may not be ORB mediated: **get_interface**, **is_a**, **non_existent**, **get_domain_managers**, **repository_id**, and **get_component**. When these are ORB mediated, Interceptors are called; when they are not ORB mediated, Interceptors are not called.
2. A request Interceptor can affect the outcome of a request by raising a system exception at any of the interception points. It can stop the request from even reaching the target by raising a system exception in the outbound path. It can alter an outcome specified by the target (exception or non-exception) by raising a system exception in the inbound path.
3. A request Interceptor can affect the outcome of a request by directing a request to a different location at any interception point other than a successful reply. That different location might include a location not otherwise reachable through the original request; that is, a location that might not be discovered by the ORB in the course of a locate request.
4. A request Interceptor cannot affect a request by changing a parameter specified by the client. That is, the Interceptor cannot modify “in” arguments.
5. A request Interceptor cannot affect a non-exception outcome by supplying the response itself. That is, the Interceptor cannot modify “out” arguments or the return value.
6. Request Interceptors are independent of other request Interceptors. That is, a request Interceptor won’t need to know, and won’t even be told, if there are request Interceptors executed before or after it. If a request Interceptor down the line (executed closer to the target than this one) affects the outcome of request, this request Interceptor will not be aware of that fact.

7. Corollary: request Interceptors can communicate between themselves to bypass this principle, but that's outside of the concerns of the model.
8. A request Interceptor may make object invocations itself before allowing the current request to execute.
9. There is no provision for making client implementations aware that any request Interceptor has been or will be called. Corollary: A client and a request Interceptor can communicate between themselves to bypass this principle, but that is outside of the concerns of the model.
10. There is no provision for making object implementations aware that any request Interceptor has been or will be called. Corollary: An object implementation and a request Interceptor can communicate between themselves to bypass this principle, but that is outside of the concerns of the model.
11. To ensure the integrity of the effect of each request Interceptor, a set of general flow rules are specified that govern the flow of processing through a list of interceptors. See below.

16.4.2 General Flow Rules

Both client and server request Interceptors are registered with an ORB (see Registering Interceptors on page 399). The ORB logically maintains an ordered list of these Interceptors.

To accommodate both the client and server request Interceptors, and any future additions to the interception points list, the following general rules apply to the flow of execution of request interception points:

- There is a set of starting interception points. One and only one of these is called on any given request/reply sequence.
- There is a set of ending interception points. One and only one of these is called on any given request/reply sequence.
- There may be any number of intermediate interception points between the start and end interception points which run in sequence.
- On an exception, intermediate interception points may not be called.
- If and only if a starting interception point runs to completion is an ending interception point called.

See Client-Side Interception Point Flow on page 365 and Server-Side Interception Point Flow on page 370 for details of how these general flow rules apply specifically to the client-side and server-side Interceptors.

16.4.3 The Flow Stack Visual Model

To visualize the general flow rules, think of each Interceptor as being put on a Flow Stack when a starting interception point completes successfully. (An ORB need not implement the Flow Stack. It is presented simply as a visual cue.) An ending interception point is called for each Interceptor in the stack. If a starting interception point is called for all Interceptors, then all Interceptors will have an ending interception point called. If one of the Interceptors raises an exception during the invocation of its starting interception point, only those Interceptors on the stack at that point will be popped and have an ending interception point called.

16.4.4 The Request Interceptor Points

Each request Interceptor is called at a number of interception points. Figure 16.6 shows the flow of control for a request/reply cycle that is subject to at least one request Interceptor. See Client-Side Interceptor on page 363 and Server-Side Interceptor on page 368 for descriptions of each of these interception points.

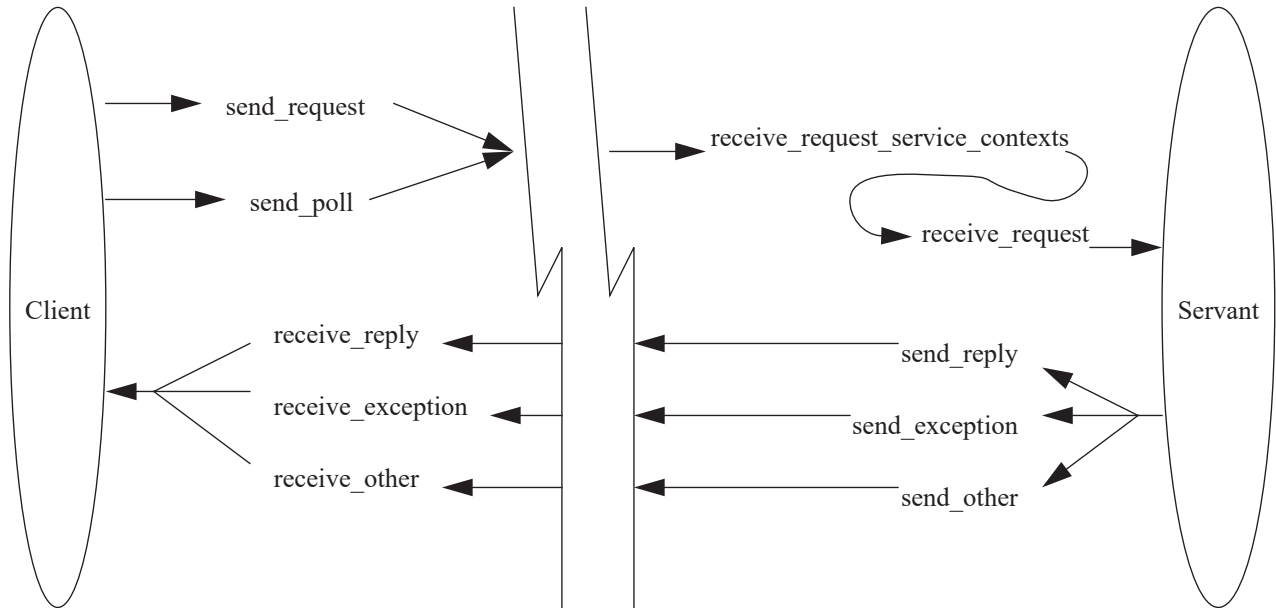


Figure 16.6 - Request Interception Points

16.4.5 Client-Side Interceptor

To write a client-side Interceptor, the **ClientRequestInterceptor** local interface shall be implemented.

```
local interface ClientRequestInterceptor : Interceptor {
    void send_request (in ClientRequestInfo ri)
        raises (ForwardRequest);
    void send_poll (in ClientRequestInfo ri);
    void receive_reply (in ClientRequestInfo ri);
    void receive_exception (in ClientRequestInfo ri)
        raises (ForwardRequest);
    void receive_other (in ClientRequestInfo ri)
        raises (ForwardRequest);
};
```

16.4.6 Client-Side Interception Points

16.4.6.1 send_request

This interception point allows an Interceptor to query request information and modify the service context before the request is sent to the server.

This interception point may raise a system exception. If it does, no other Interceptors' **send_request** operations are called. Those Interceptors on the Flow Stack are popped and their **receive_exception** interception points are called.

This interception point may also raise a **ForwardRequest** exception (see **ForwardRequest** Exception on page 384 for details of this exception). If an Interceptor raises this exception, no other Interceptors' **send_request** operations are called. Those Interceptors on the Flow Stack are popped and their **receive_other** interception points are called.

Compliant Interceptors shall properly follow **completion_status** semantics if they raise a system exception from this interception point. The **completion_status** shall be **COMPLETED_NO**.

16.4.6.2 send_poll

This interception point allows an Interceptor to query information during a Time-Independent Invocation (TII) polling get reply sequence.

With TII, an application may poll for a response to a request sent previously by the polling client or some other client. This poll is reported to Interceptors through the **send_poll** interception point and the response is returned through the **receive_reply** or **receive_exception** interception points. If the response is not available before the poll time-out expires, the system exception **TIMEOUT** is raised and **receive_exception** is called with this exception.

This interception point may raise a system exception. If it does, no other Interceptors' **send_poll** operations are called. Those Interceptors on the Flow Stack are popped and their **receive_exception** interception points are called.

Compliant Interceptors shall properly follow **completion_status** semantics if they raise a system exception from this interception point. The **completion_status** shall be **COMPLETED_NO**.

16.4.6.3 receive_reply

This interception point allows an Interceptor to query the information on a reply after it is returned from the server and before control is returned to the client.

This interception point may raise a system exception. If it does, no other Interceptors' **receive_reply** operations are called. The remaining Interceptors in the Flow Stack shall have their **receive_exception** interception point called.

Compliant Interceptors shall properly follow **completion_status** semantics if they raise a system exception from this interception point. The **completion_status** shall be **COMPLETED_YES**.

16.4.6.4 receive_exception

When an exception occurs, this interception point is called. It allows an Interceptor to query the exception's information before it is raised to the client.

This interception point may raise a system exception. This has the effect of changing the exception, which successive Interceptors popped from the Flow Stack receive on their calls to **receive_exception**. The exception raised to the client will be the last exception raised by an Interceptor, or the original exception if no Interceptor changes the exception.

This interception point may also raise a **ForwardRequest** exception (see Section 16.4.15, "ForwardRequest Exception," on page 384 for details on this exception). If an Interceptor raises this exception, no other Interceptors' **receive_exception** operations are called. The remaining Interceptors in the Flow Stack are popped and have their **receive_other** interception point called.

If the **completion_status** of the exception is not **COMPLETED_NO**, then it is inappropriate for this interception point to raise a **ForwardRequest** exception. The request's at-most-once semantics would be lost.

Compliant Interceptors shall properly follow **completion_status** semantics if they raise a system exception from this interception point. If the original exception is a system exception, the **completion_status** of the new exception shall be the same as on the original. If the original exception is a user exception, then the **completion_status** of the new exception shall be **COMPLETED_YES**.

Under some conditions, depending on what policies are in effect, an exception (such as **COMM_FAILURE**) may result in a retry of the request. While this retry is a new request with respect to Interceptors, there is one point of correlation between the original request and the retry: because control has not returned to the client, the **PortableInterceptor::Current** for both the original request and the retrying request is the same (see Portable Interceptor Current on page 384).

16.4.6.5 receive_other

This interception point allows an Interceptor to query the information available when a request results in something other than a normal reply or an exception. For example, a request could result in a retry (for example, a GIOP Reply with a **LOCATION_FORWARD** status was received); or on asynchronous calls, the reply does not immediately follow the request, but control shall return to the client and an ending interception point shall be called.

For retries, depending on the policies in effect, a new request may or may not follow when a retry has been indicated. If a new request does follow, while this request is a new request with respect to Interceptors, there is one point of correlation between the original request and the retry. Because control has not returned to the client, the request scoped **PortableInterceptor::Current** for both the original request and the retrying request is the same (see Portable Interceptor Current on page 384).

This interception point may raise a system exception. If it does, no other Interceptors' **receive_other** operations are called. The remaining Interceptors in the Flow Stack are popped and have their **receive_exception** interception point called.

This interception point may also raise a **ForwardRequest** exception (see **ForwardRequest** Exception on page 384 for details on this exception). If an Interceptor raises this exception, successive Interceptors' **receive_other** operations are called with the new information provided by the **ForwardRequest** exception.

Compliant Interceptors shall properly follow **completion_status** semantics if they raise a system exception from this interception point. The **completion_status** shall be **COMPLETED_NO**. If the target invocation had completed, this interception point would not be called.

16.4.7 Client-Side Interception Point Flow

A **ClientRequestInterceptor** instance is registered with the ORB. The ORB logically maintains an ordered list of client-side Interceptors. The Interceptor list is traversed in order on the sending interception points and in reverse order on the receiving interception points.

16.4.7.1 Client-side Flow Rules

The client-side flow rules are derived from the general flow rules (see **General Flow Rules** on page 362):

- The set of starting interception points is: **send_request** and **send_poll**. One and only one of these is called on any given request/reply sequence.
- The set of ending interception points is: **receive_reply**, **receive_exception**, **receive_other**. One and only one of these is called on any given request/reply sequence.

- There are no intermediate exception points.
- If and only if **send_request** or **send_poll** runs to completion is an ending interception point called.

16.4.7.2 Additional Client-side Details

If, during request processing, a request is canceled because of an ORB shutdown, **receive_exception** is called with the system exception **BAD_INV_ORDER** with a minor code of 4 (ORB has shutdown).

If a request is canceled for any other reason (for example, a GIOP cancel message is sent by the ORB), **receive_exception** is called with the system exception **TRANSIENT** with a standard minor code of 2.

On oneway requests, returning control to the client may occur immediately or it may return after the target has performed the operation, or somewhere in-between depending on the SyncScope (see `sync_scope` on page 375). Regardless of the SyncScope, if there is no exception, **receive_other** is called before control is returned to the client.

Asynchronous requests are simply two separate requests. The first request receives no reply. The second receives a normal reply. So the normal (no exceptions) flow is: first request - **send_request** followed by **receive_other**; second request - **send_request** followed by **receive_reply**.

If during `receive_reply` the transaction contexts in the TSC and RSC do not match, then raise the system exception **BAD_INV_ORDER** with standard minor code 21.

16.4.7.3 Client-side Flow Examples

Given the client-side flow rules, here are some concrete examples:

- For successful invocations: **send_request** is followed by **receive_reply** - a start point is followed by an end point.
- For retries: **send_request** is followed by **receive_other** - a start point is followed by an end point.
- For a DII deferred synchronous invocation or AMI invocation using the polling model, **send_request** is followed by **receive_other** (when the invocation is successfully initiated) or **receive_exception** (if the invocation could not be initiated).
- For successful DII polls (using `Request::get_response` or `ORB::get_next_response`) or AMI polls (using valuetypes derived from `Messaging::Poller`), **send_poll** is followed by **receive_reply** - a start point is followed by an end point.
- For DII polls (using `Request::get_response` or `ORB::get_next_response`) or AMI polls (using valuetypes derived from `Messaging::Poller`), whose response is unavailable, **send_poll** is followed by **receive_exception** - a start point is followed by an end point.
- for AMI invocations using the callback model, **send_request** is followed by **receive_other** (when the invocation is successfully initiated) or **receive_exception** (if the invocation could not be initiated). Any reply is treated as a separate invocation on the callback handler object.

For the following exception scenarios, assume we have Interceptors A, B, and C. On the send interception points they are called in the order A, B, C; on the receive interception points they are called in the order C, B, A.

Scenario

An exception arrives from the server:

- **A.send_request** is called;
- **B.send_request** is called;
- **C.send_request** is called;

- **C.receive_exception** is called;
- **B.receive_exception** is called;
- **A.receive_exception** is called.

In this scenario you can see that the flow for each Interceptor follows the rules. They are all: **send_request** followed by **receive_exception** - a start point is followed by an end point.

Scenario

B.send_request raises an exception:

- **A.send_request** is called;
- **B.send_request** is called and raises an exception
- **A.receive_exception** is called.

In this scenario you can see that the flow for each Interceptor follows the rules:

- The flow for A is **send_request** followed by **receive_exception** - a start point is followed by an end point.
- The flow for B is **send_request** - a start point did not complete, so no end point was called; B raised the exception, so there is no need to tell it that the exception occurred.
- The flow for C is non-existent since the exception occurred before any of C's interception points was invoked - a start point was not called, so no end point is called.

Scenario

A reply returns successfully from the server, but **B.receive_reply** raises an exception:

- **A.send_request** is called;
- **B.send_request** is called;
- **C.send_request** is called;
- **C.receive_reply** is called;
- **B.receive_reply** is called and raises an exception;
- **A.receive_exception** is called.

In this scenario you can see that the flow for each Interceptor follows the rules:

- The flow for A is **send_request** followed by **receive_exception** - a start point is followed by an end point.
- The flow for B is **send_request** followed by **receive_reply** - a start point is followed by an end point.
- The flow for C is **send_request** followed by **receive_reply** - a start point is followed by an end point.

The scenario for B raising an exception at **receive_other** is similar to the scenario where B raises an exception at **receive_reply**.

Scenario

An exception X is returned by the server, but **B.receive_exception** changes the exception to Y:

- **A.send_request** is called;
- **B.send_request** is called;
- **C.send_request** is called;

- **C.receive_exception** is called with X;
- **B.receive_exception** is called with X, raises Y;
- **A.receive_exception** is called with Y.

In this scenario, the flow for all Interceptors is **send_request** followed by **receive_exception** - a start point followed by an end point - Interceptor A is handed exception Y while the B and C are handed exception X.

16.4.8 Server-Side Interceptor

To write a server-side Interceptor, the **ServerRequestInterceptor** local interface shall be implemented.

```
local interface ServerRequestInterceptor : Interceptor {
    void receive_request_service_contexts (in ServerRequestInfo ri)
        raises (ForwardRequest);
    void receive_request (in ServerRequestInfo ri)
        raises (ForwardRequest);
    void send_reply (in ServerRequestInfo ri);
    void send_exception (in ServerRequestInfo ri)
        raises (ForwardRequest);
    void send_other (in ServerRequestInfo ri) raises (ForwardRequest);
};
```

16.4.9 Server-Side Interception Points

16.4.9.1 receive_request_service_contexts

At this interception point, Interceptors must get their service context information from the incoming request transfer it to **PortableInterceptor::Current**'s slots (see Portable Interceptor Current on page 384 for details on the relationship between **receive_request_service_contexts** and **PortableInterceptor::Current**).

This interception point is called before the servant manager is called. Operation parameters are not yet available at this point. This interception point may or may not execute in the same thread as the target invocation.

This interception point may raise a system exception. If it does, no other Interceptors' **receive_request_service_contexts** operations are called. Those Interceptors on the Flow Stack are popped and their **send_exception** interception points are called.

This interception point may also raise a **ForwardRequest** exception (see ForwardRequest Exception on page 384 for details on this exception). If an Interceptor raises this exception, no other Interceptors' **receive_request_service_contexts** operations are called. Those Interceptors on the Flow Stack are popped and their **send_other** interception points are called.

Compliant Interceptors shall properly follow **completion_status** semantics if they raise a system exception from this interception point. The **completion_status** shall be **COMPLETED_NO**.

16.4.9.2 receive_request

This interception point allows an Interceptor to query request information after all the information, including operation parameters, are available. This interception point shall execute in the same thread as the target invocation.

In the DSI model, since the parameters are first available when the user code calls **arguments**, **receive_request** is called from within **arguments**. It is possible that **arguments** is not called in the DSI model. The target may call **set_exception** before calling **arguments**. The ORB shall guarantee that **receive_request** is called once, either through **arguments** or through **set_exception**. If it is called through **set_exception**, requesting the arguments will result in **NO_RESOURCES** being raised with a standard minor code of 1.

This interception point may raise a system exception. If it does, no other Interceptors' **receive_request** operations are called. Those Interceptors on the Flow Stack are popped and their **send_exception** interception points are called.

This interception point may also raise a **ForwardRequest** exception (see **ForwardRequest** Exception on page 384 for details on this exception). If an Interceptor raises this exception, no other Interceptors' **receive_request** operations are called. Those Interceptors on the Flow Stack are popped and their **send_other** interception points are called.

Compliant Interceptors shall properly follow **completion_status** semantics if they raise a system exception from this interception point. The **completion_status** shall be **COMPLETED_NO**.

16.4.9.3 send_reply

This interception point allows an Interceptor to query reply information and modify the reply service context after the target operation has been invoked and before the reply is returned to the client. This interception point shall execute in the same thread as the target invocation.

This interception point may raise a system exception. If it does, no other Interceptors' **send_reply** operations are called. The remaining Interceptors in the Flow Stack shall have their **send_exception** interception point called.

Compliant Interceptors shall properly follow **completion_status** semantics if they raise a system exception from this interception point. The **completion_status** shall be **COMPLETED_YES**.

16.4.9.4 send_exception

When an exception occurs, this interception point is called. It allows an Interceptor to query the exception information and modify the reply service context before the exception is raised to the client. This interception point shall execute in the same thread as the target invocation.

This interception point may raise a system exception. This has the effect of changing the exception that successive Interceptors popped from the Flow Stack receive on their calls to **send_exception**. The exception raised to the client will be the last exception raised by an Interceptor, or the original exception if no Interceptor changes the exception.

This interception point may also raise a **ForwardRequest** exception (see **ForwardRequest** Exception on page 384 for details on this exception). If an Interceptor raises this exception, no other Interceptors' **send_exception** operations are called. The remaining Interceptors in the Flow Stack shall have their **send_other** interception points called.

If the **completion_status** of the exception is not **COMPLETED_NO**, then it is inappropriate for this interception point to raise a **ForwardRequest** exception. The request's at-most-once semantics would be lost.

Compliant Interceptors shall properly follow **completion_status** semantics if they raise a system exception from this interception point. If the original exception is a system exception, the **completion_status** of the new exception shall be the same as on the original. If the original exception is a user exception, then the **completion_status** of the new exception shall be **COMPLETED_YES**.

16.4.9.5 send_other

This interception point allows an Interceptor to query the information available when a request results in something other than a normal reply or an exception. A request could result in a retry (for example, a GIOP Reply with a **LOCATION_FORWARD** status was received). This interception point shall execute in the same thread as the target invocation.

This interception point may raise a system exception. If it does, no other Interceptors' **send_other** operations are called. The remaining Interceptors in the Flow Stack shall have their **send_exception** interception points called.

This interception point may also raise a **ForwardRequest** exception (see **ForwardRequest** Exception on page 384 for details on this exception). If an Interceptor raises this exception, successive Interceptors' **send_other** operations are called with the new information provided by the **ForwardRequest** exception.

Compliant Interceptors shall properly follow **completion_status** semantics if they raise a system exception from this interception point. The **completion_status** shall be **COMPLETED_NO**.

16.4.10 Server-Side Interception Point Flow

A **ServerRequestInterceptor** instance is registered with the ORB (see Registering Interceptors on page 399). The ORB logically maintains an ordered list of server-side Interceptors. The Interceptor list is traversed in order on the receiving interception points and in reverse order on the sending interception points.

16.4.10.1 Server-side Flow Rules

The server-side flow rules are derived from the general flow rules (see General Flow Rules on page 362).

- The starting interception point is **receive_request_service_contexts**; this interception point is called on any given request/reply sequence.
- The set of ending interception points is **send_reply**, **send_exception**, **send_other**. One and only one of these is called on any given request/reply sequence.
- The intermediate interception point is **receive_request**, which is called after **receive_request_service_contexts** and before an ending interception point.
- On an exception, **receive_request** may not be called.
- If and only if **receive_request_service_contexts** runs to completion is an ending interception point called.

16.4.10.2 Additional Server-side Details

If, during request processing, a request is canceled because of an ORB shutdown, **send_exception** is called with the system exception **BAD_INV_ORDER** with a minor code of 4 (ORB has shutdown).

If a request is canceled for any other reason (for example, a GIOP cancel message has been received), **send_exception** is called with the system exception **TRANSIENT** with a standard minor code of 3.

The following statement is made about the GIOP close connection message (CORBA v2.3 15-45):

“If the ORB sending the **CloseConnection** is a server, or bidirectional GIOP is in use, the sending ORB must not currently be processing any Requests from the other side.”

With respect to portable Interceptors, “...processing any Requests...” means that **receive_request_service_contexts** has been called on any Interceptor and no ending interception point has yet been invoked.

On oneway requests, there is no reply sent to the client; however, the target is called and the server can construct an empty reply. Since closure is necessary, this reply is tracked and **send_reply** is called (unless an exception occurs, in which case **send_exception** is called).

Asynchronous requests, from the server's point of view, are just normal synchronous requests. Normal interception point flows are followed.

If a POA and a servant locator are present, the order of their operations and interception points is:

1. **ServerRequestInterceptor.receive_request_service_contexts;**
2. **ServantLocator.preinvoke;**
3. **ServerRequestInterceptor.receive_request**
4. the operation
5. **ServantLocator.postinvoke;**
6. **ServerRequestInterceptor send_reply, send_exception, or send_other.**

preinvoke, the operation, and **postinvoke** are required to execute in the same thread (see *ServantLocator Interface* on page 321). Since **receive_request** occurs within this chain, **receive_request** shall also execute in the same thread.

postinvoke executes in the same thread as **preinvoke** in order for **postinvoke** to perform any necessary closure processing. Likewise, the sending interception points (**send_reply, send_exception, or send_other**) shall also execute in the same thread.

16.4.10.3 Server-side Flow Examples

Given the server-side flow rules, here are some concrete examples.

For successful invocations, the chain of interception points, in order, is: **receive_request_service_contexts, receive_request, send_reply** - a start point is followed by an intermediate point, which is followed by an end point.

For the following exception scenarios, assume we have Interceptors A, B, and C. On the receive interception points they are called in the order A, B, C; on the send interception points they are called in the order C, B, A.

Scenario

An exception is raised by the target:

- **A.receive_request_service_contexts** is called;
- **B.receive_request_service_contexts** is called;
- **C.receive_request_service_contexts** is called;
- **A.receive_request** is called;
- **B.receive_request** is called;
- **C.receive_request** is called;
- **C.send_exception** is called;
- **B.send_exception** is called;
- **A.send_exception** is called.

In this scenario you can see that the flow for each Interceptor follows the rules. The chain for all is: **receive_request_service_contexts**, **receive_request**, **send_exception** - a start point is followed by an intermediate point that is followed by an end point.

Scenario

B.receive_request_service_contexts raises an exception:

- **A.receive_request_service_contexts** is called;
- **B.receive_request_service_contexts** is called and raises an exception;
- **A.send_exception** is called.;

In this scenario you can see that the flow for each Interceptor follows the rules:

- The flow for A is **receive_request_service_contexts** followed by **send_exception** - a start point followed by an end point, no intermediate points are called.
- The flow for B is **receive_request_service_contexts** - a start point did not complete, so no end point was called; B raised the exception, so there is no need to tell it that the exception occurred.
- The flow for C is non-existent since the exception occurred before any of C's interception points were invoked.

Scenario

B.receive_request raises an exception:

- **A.receive_request_service_contexts** is called;
- **B.receive_request_service_contexts** is called;
- **C.receive_request_service_contexts** is called;
- **A.receive_request** is called;
- **B.receive_request** is called and raises an exception;
- **C.send_exception** is called;
- **B.send_exception** is called;
- **A.send_exception** is called.

In this scenario you can see that the flow for each Interceptor follows the rules:

- Since the **receive_request_service_contexts** starting point ran to completion then, no matter what happens in intermediate points, a “terminating” interception point must be called for all interceptors.

16.4.10.4 Scenario

The target invocation returns successfully, but **B.send_reply** raises an exception:

- **A.receive_request_service_contexts** is called;
- **B.receive_request_service_contexts** is called;
- **C.receive_request_service_contexts** is called;
- **A.receive_request** is called;
- **B.receive_request** is called;
- **C.receive_request** is called;

- **C.send_reply** is called;
- **B.send_reply** is called and raises an exception;
- **A.send_exception** is called.

In this scenario you can see that the flow for each Interceptor follows the rules:

- The flow for A is: **receive_request_service_contexts, receive_request, send_exception** - a start point is followed by an intermediate point that is followed by an end point.
- The flow for B is **receive_request_service_contexts, receive_request, send_reply** - a start point is followed by intermediate point, which is followed by an end point.
- The flow for C is: **receive_request_service_contexts, receive_request, send_reply** - a start point is followed by an intermediate point which is followed by an end point.

The scenario for B raising an exception at **send_other** is similar to the scenario where B raises an exception at **send_reply**.

Scenario

An exception X is raised by the target, but **B.send_exception** changes the exception to Y:

- **A.receive_request_service_contexts** is called;
- **B.receive_request_service_contexts** is called;
- **C.receive_request_service_contexts** is called;
- **A.receive_request** is called;
- **B.receive_request** is called;
- **C.receive_request** is called;
- **C.send_exception** is called with X;
- **B.send_exception** is called with X, raises Y;
- **A.send_exception** is called with Y.

In this scenario, the flow for all Interceptors is **receive_request_service_contexts, receive_request, send_exception** - a start point is followed by an intermediate point, which is followed by an end point; Interceptor A is handed exception Y while the B and C are handed exception X.

16.4.11 Request Information

Each interception point is given an object through which the Interceptor can access request information. Client-side and server-side interception points are concerned with different information, so there are two information objects:

ClientRequestInfo is passed to the client-side interception points and **ServerRequestInfo** is passed to the server-side interception points. But there is information that is common to both, so they both inherit from a common interface: **RequestInfo**.

16.4.12 RequestInfo Interface

```
local interface RequestInfo {
    readonly attribute unsigned long request_id;
    readonly attribute string operation;
```

```

readonly attribute Dynamic::ParameterList arguments;
readonly attribute Dynamic::ExceptionList exceptions;
readonly attribute Dynamic::ContextList contexts;
readonly attribute Dynamic::RequestContext operation_context;
readonly attribute any result;
readonly attribute boolean response_expected;
readonly attribute Messaging::SyncScope sync_scope;
readonly attribute ReplyStatus reply_status;
readonly attribute Object forward_reference;
any get_slot (in SlotId id) raises (InvalidSlot);
IOP::ServiceContext get_request_service_context (
    in IOP::ServiceId id);
IOP::ServiceContext get_reply_service_context (
    in IOP::ServiceId id);
};

```

The details of the attributes and operations on **RequestInfo** follow. Some of these are not valid at all interception points. See Table 16.1 on page 378 and Table 16.2 on page 381.

16.4.12.1 request_id

This ID uniquely identifies an active request/reply sequence. Once a request/reply sequence is concluded this ID may be reused.

Note that this id is not the same as the GIOP **request_id**. If GIOP is the transport mechanism used, then these IDs may very well be the same, but this is not guaranteed nor required.

16.4.12.2 operation

This attribute is the name of the operation being invoked.

16.4.12.3 arguments

This attribute is a **Dynamic::ParameterList** containing the arguments on the operation being invoked (see NVList PIDL Represented by ParameterList IDL on page 408). If there are no arguments, this attribute will be a zero length sequence.

Not all environments provide access to the arguments. With the Java portable bindings, for example, the arguments are not available. In these environments, when this attribute is accessed, **NO_RESOURCES** will be raised with a standard minor code of 1.

16.4.12.4 exceptions

This attribute is a **Dynamic::ExceptionList** describing the **TypeCodes** of the user exceptions that this operation invocation may raise (see ExceptionList PIDL Represented by ExceptionList IDL on page 408). If there are no user exceptions, this attribute will be a zero length sequence.

Not all environments provide access to the exception list. With the Java portable bindings, for example, the exception list is not available. In these environments, when this attribute is accessed, **NO_RESOURCES** will be raised with a standard minor code of 1.

16.4.12.5 contexts

This attribute is a **Dynamic::ContextList** describing the contexts that may be passed on this operation invocation (see ContextList PIDL Represented by ContextList IDL on page 408). If there are no contexts, this attribute will be a zero length sequence.

Not all environments provide access to the context list. With the Java portable bindings, for example, the context list is not available. In these environments, when this attribute is accessed, **NO_RESOURCES** will be raised with a standard minor code of 1.

16.4.12.6 operation_context

This attribute is a **Dynamic::RequestContext** containing the contexts being sent on the request (see Context PIDL Represented by RequestContext IDL on page 408).

Not all environments provide access to the context. With the Java portable bindings, for example, the context is not available. In these environments, when this attribute is accessed, **NO_RESOURCES** will be raised with standard minor code of 1.

16.4.12.7 result

This attribute is an **any** containing the result of the operation invocation.

If the operation return type is **void**, this attribute will be an **any** containing a type code with a **TCKind** value of **tk_void** and no value.

Not all environments provide access to the result. With the Java portable bindings, for example, the result is not available. In these environments, when this attribute is accessed, **NO_RESOURCES** will be raised with a standard minor code of 1.

16.4.12.8 response_expected

This boolean attribute indicates whether a response is expected.

On the client, a reply is not returned when **response_expected** is false, so **receive_reply** cannot be called. **receive_other** is called unless an exception occurs, in which case **receive_exception** is called.

On the client, within **send_poll**, this attribute is **true**.

16.4.12.9 sync_scope

This attribute, defined in the Messaging specification, is pertinent only when **response_expected** is **false**. If **response_expected** is **true**, the value of **sync_scope** is undefined. It defines how far the request shall progress before control is returned to the client. This attribute may have one of the following values:

Messaging::SYNC_NONE
Messaging::SYNC_WITH_TRANSPORT
Messaging::SYNC_WITH_SERVER
Messaging::SYNC_WITH_TARGET

On the server, for all scopes, a reply will be created from the return of the target operation call, but the reply will not return to the client. Although it does not return to the client, it does occur, so the normal server-side interception points are followed; that is, **receive_request_service_contexts**, **receive_request**, **send_reply**, or **send_exception**.

For **SYNC_WITH_SERVER** the server does send an empty reply back to the client before the target is invoked. This reply is not intercepted by server-side Interceptors.

16.4.12.10 reply_status

This attribute describes the state of the result of the operation invocation. Its value can be one of the following:

PortableInterceptor::SUCCESSFUL
PortableInterceptor::SYSTEM_EXCEPTION
PortableInterceptor::USER_EXCEPTION
PortableInterceptor::LOCATION_FORWARD
PortableInterceptor::TRANSPORT_RETRY
PortableInterceptor::UNKNOWN

On the client:

- Within the **receive_reply** interception point, this attribute will only be **SUCCESSFUL**.
- Within the **receive_exception** interception point, this attribute will be either **SYSTEM_EXCEPTION** or **USER_EXCEPTION**.
- Within the **receive_other** interception point, this attribute will be any of: **SUCCESSFUL**, **LOCATION_FORWARD**, **TRANSPORT_RETRY**, or **UNKNOWN**. **SUCCESSFUL** means an asynchronous request has been successfully initiated. **LOCATION_FORWARD** means that a reply came back with **LOCATION_FORWARD** as its status. **TRANSPORT_RETRY** means that the transport mechanism indicated a retry - a GIOP reply with a status of **NEEDS_ADDRESSING_MODE**, for instance. **UNKNOWN** means that the **ORB** was unable to determine the correct status. This can occur for example in the Java language mapping when the optimized path for a collocated call is used.

On the server:

- Within the **send_reply** interception point, this attribute will only be **SUCCESSFUL**.
- Within the **send_exception** interception point, this attribute will be either **SYSTEM_EXCEPTION** or **USER_EXCEPTION**.
- Within the **send_other** interception point, this attribute will be any of: **SUCCESSFUL**, **LOCATION_FORWARD**, or **UNKNOWN**. **SUCCESSFUL** means an asynchronous request returned successfully. **LOCATION_FORWARD** means that a reply came back with **LOCATION_FORWARD** as its status. **UNKNOWN** means that the **ORB** was unable to determine the correct status. This can occur for example in the Java language mapping when the optimized path for a collocated call is used.

16.4.12.11 forward_reference

If the **reply_status** attribute is **LOCATION_FORWARD**, then this attribute will contain the object to which the request will be forwarded. It is indeterminate whether a forwarded request will actually occur.

16.4.12.12 get_slot

This operation returns the data from the given slot of the **PortableInterceptor::Current** that is in the scope of the request.

If the given slot has not been set, then an **any** containing a type code with a **TCKind** value of **tk_null** is returned.

If the ID does not define an allocated slot, **InvalidSlot** is raised.

See Portable Interceptor Current on page 384 for an explanation of slots and the **PortableInterceptor::Current**.

Parameter(s)

- **id**
The SlotId of the slot that is to be returned.

Return Value

The slot data, in the form of an any, obtained with the given identifier.

16.4.12.13 get_request_service_context

This operation returns a copy of the service context with the given ID that is associated with the request.

If the request's service context does not contain an entry for that ID, BAD_PARAM with a standard minor code of 26 is raised.

Parameter(s)

- **id**
The IOP::ServiceId of the service context that is to be returned.

Return Value

The IOP::ServiceContext obtained with the given identifier.

16.4.12.14 get_reply_service_context

This operation returns a copy of the service context with the given ID that is associated with the reply.

If the request's service context does not contain an entry for that ID, BAD_PARAM with a standard minor code of 26 is raised.

Parameter(s)

- **id**
The IOP::ServiceId of the service context that is to be returned.

Return Value

The IOP::ServiceContext obtained with the given identifier.

16.4.13 ClientRequestInfo Interface

```
local interface ClientRequestInfo : RequestInfo {
    readonly attribute Object target;
    readonly attribute Object effective_target;
    readonly attribute IOP::TaggedProfile effective_profile;
    readonly attribute any received_exception;
    readonly attribute CORBA::RepositoryId received_exception_id;
    IOR::TaggedComponent get_effective_component (
        in IOP::ComponentId id);
    IOP::TaggedComponentSeq get_effective_components (
        in IOP::ComponentId id);
    CORBA::Policy get_request_policy (in CORBA::PolicyType type);
    void add_request_service_context (
        in IOP::ServiceContext service_context,
```

in boolean replace);

};

Some attributes and operations on **ClientRequestInfo** are not valid at all interception points. Table 16.1 shows the validity of each attribute or operation. If it is not valid, attempting to access it will result in a **BAD_INV_ORDER** being raised with a standard minor code of 14.

Table 16.1

	send_request	send_poll	receive_reply	receive_exception	receive_other
request_id	yes	yes	yes	yes	yes
operation	yes	yes	yes	yes	yes
arguments	yes ₁	no	yes	no	no
exceptions	yes	no	yes	yes	yes
contexts	yes	no	yes	yes	yes
operation_context	yes	no	yes	yes	yes
result	no	no	yes	no	no
response_expected	yes	yes	yes	yes	yes
sync_scope	yes	no	yes	yes	yes
reply_status	no	no	yes	yes	yes
forward_reference	no	no	no	no	yes ₂
get_slot	yes	yes	yes	yes	yes
get_request_service_context	yes	no	yes	yes	yes
get_reply_service_context	no	no	yes	yes	yes
target	yes	yes	yes	yes	yes
effective_target	yes	yes	yes	yes	yes
effective_profile	yes	yes	yes	yes	yes
received_exception	no	no	no	yes	no
received_exception_id	no	no	no	yes	no
get_effective_component	yes	no	yes	yes	yes
get_effective_components	yes	no	yes	yes	yes
get_request_policy	yes	no	yes	yes	yes
add_request_service_context	yes	no	no	no	no

1 When **ClientRequestInfo** is passed to **send_request**, there is an entry in the list for every argument, whether in, inout, or out. But only the in and inout arguments will be available.

- 2 If the **reply_status** attribute is not **LOCATION_FORWARD**, accessing this attribute will raise **BAD_INV_ORDER** with a standard minor code of 14.

16.4.13.1 target

This attribute is the object that the client called to perform the operation. See **effective_target** on page 379.

16.4.13.2 effective_target

This attribute is the actual object on which the operation will be invoked. If the **reply_status** is **LOCATION_FORWARD**, then on subsequent requests, **effective_target** will contain the forwarded IOR while **target** will remain unchanged.

16.4.13.3 effective_profile

This attribute is the profile that will be used to send the request. If a location forward has occurred for this operation's object and that object's profile changed accordingly, then this profile will be that located profile.

16.4.13.4 received_exception

This attribute is an **any** that contains the exception to be returned to the client.

If the exception is a user exception that cannot be inserted into an any (for example, it is unknown or the bindings don't provide the **TypeCode**), then this attribute will be an any containing the system exception **UNKNOWN** with a standard minor code of 1. However, the **RepositoryId** of the exception is available in the **received_exception_id** attribute.

16.4.13.5 received_exception_id

This attribute is the **CORBA::RepositoryId** of the exception to be returned to the client.

16.4.13.6 get_effective_component

This operation returns the **IOP::TaggedComponent** with the given ID from the profile selected for this request.

If there is more than one component for a given component ID, it is undefined which component this operation returns. If there is more than one component for a given component ID, **get_effective_components** should be called instead.

If no component exists for the given component ID, this operation will raise **BAD_PARAM** with a standard minor code of 28.

Parameter(s)

- **id**
The **IOP::ComponentId** of the component that is to be returned.

Return Value

The **IOP::TaggedComponent** obtained with the given identifier.

16.4.13.7 get_effective_components

This operation returns all the tagged components with the given ID from the profile selected for this request. This sequence is in the form of an **IOP::TaggedComponentSeq**.

If no component exists for the given component ID, this operation will raise **BAD_PARAM** with a standard minor code of 28.

Parameter(s)

- **id**
The IOP::ComponentId of the components that are to be returned.

Return Value

The IOP::TaggedComponentSeq, each component of which contains the given identifier.

16.4.13.8 get_request_policy

This operation returns the given policy in effect for this operation.

If the policy type is not valid either because the specified type is not supported by this ORB or because a policy object of that type is not associated with this Object, INV_POLICY with a standard minor code of 2 is raised.

Parameter(s)

- **id**
The CORBA::PolicyType that specifies the policy to be returned.

Return Value

The CORBA::Policy obtained with the given type.

16.4.13.9 add_request_service_context

This operation allows Interceptors to add service contexts to the request. There is no declaration of the order of the service contexts. They may or may not appear in the order that they are added.

Parameter(s)

- **service_context**
The IOP::ServiceContext to be added to the request.
- **replace**
Indicates the behavior of this operation when a service context already exists with the given ID. If false, then BAD_INV_ORDER with a standard minor code of 15 is raised. If true, then the existing service context is replaced by the new one.

16.4.14 ServerRequestInfo Interface

```
local interface ServerRequestInfo : RequestInfo {
    readonly attribute any sending_exception;
    readonly attribute CORBA::OctetSeq object_id;
    readonly attribute CORBA::OctetSeq adapter_id;
    readonly attribute ServerId server_id ;
    readonly attribute ORBId orb_id ;
    readonly attribute AdapterName adapter_name;
    readonly attribute CORBA::RepositoryId
        target_most_derived_interface;
    CORBA::Policy get_server_policy (in CORBA::PolicyType type);
    void set_slot (in SlotId id, in any data) raises (InvalidSlot);
    boolean target_is_a (in CORBA::RepositoryId id);
```

```

void add_reply_service_context (
    in IOP::ServiceContext service_context,
    in boolean replace);
};

```

Some attributes and operations on **ServerRequestInfo** are not valid at all interception points. Table 16.2 shows the validity of each attribute or operation. If it is not valid, attempting to access it will result in a **BAD_INV_ORDER** being raised with a standard minor code of 14.

Table 16.2

	receive_request_service_contexts	receive_request	send_reply	send_exception	send_other
request_id	yes	yes	yes	yes	yes
operation	yes	yes	yes	yes	yes
arguments	no	yes ₁	yes	no ₂	no ₂
exceptions	no	yes	yes	yes	yes
contexts	no	yes	yes	yes	yes
operation_context	no	yes	yes	no	no
result	no	no	yes	no	no
response_expected	yes	yes	yes	yes	yes
sync_scope	yes	yes	yes	yes	yes
reply_status	no	no	yes	yes	yes
forward_reference	no	no	no	no	yes ₂
get_slot	yes	yes	yes	yes	yes
get_request_service_context	yes	yes	yes	yes	yes
get_reply_service_context	no	no	yes	yes	yes
sending_exception	no	no	no	yes	no
object_id	no	yes	yes	yes ₃	yes ₃
adapter_id	no	yes	yes	yes ₃	yes ₃
server_id	no	yes	yes	yes	yes
orb_id	no	yes	yes	yes	yes
adapter_name	no	yes	yes	yes	yes
target_most_derived_interface	no	yes	no ₄	no ₄	no ₄
get_server_policy	yes	yes	yes	yes	yes
set_slot	yes	yes	yes	yes	yes

Table 16.2

	receive_request_service_contexts	receive_request	send_reply	send_exception	send_other
target_is_a	no	yes	no ₄	no ₄	no ₄
add_reply_service_context	yes	yes	yes	yes	yes

- 1 When **ServerRequestInfo** is passed to **receive_request**, there is an entry in the list for every argument, whether in, inout, or out. But only the in and inout arguments will be available.
- 2 If the **reply_status** attribute is not **LOCATION_FORWARD**, accessing this attribute will raise **BAD_INV_ORDER** with a standard minor code of 14.
- 3 If the servant locator caused a location forward, or raised an exception, this attribute/operation may not be available in this interception point. **NO_RESOURCES** with a standard minor code of 1 will be raised if it is not available.
- 4 The operation is not available in this interception point because the necessary information requires access to the target object's servant, which may no longer be available to the ORB. For example, if the object's adapter is a POA that uses a **ServantLocator**, then the ORB invokes the interception point after it calls **ServantLocator::postinvoke()**.

16.4.14.1 sending_exception

This attribute is an **any** that contains the exception to be returned to the client.

If the exception is a user exception that cannot be inserted into an any (for example, it is unknown or the bindings don't provide the **TypeCode**), then this attribute will be an any containing the system exception **UNKNOWN** with a standard minor code of 1.

16.4.14.2 object_id

This attribute is the opaque **object_id** describing the target of the operation invocation.

16.4.14.3 adapter_id

This attribute is the opaque identifier for the object adapter.

16.4.14.4 server_id

The value of the **server_id** attribute is the value that was passed into the **ORB::init** call (see Server ID on page 114) using the **-ORBServerId** argument when the ORB was created.

16.4.14.5 orb_id

The value of the **orb_id** attribute is the value that was passed into the **ORB::init** call.

In Java, this is accomplished using the **-ORBid** argument in the **ORB.init** call that created the ORB containing the object adapter that created this template. What happens if the same ORBid is used on multiple **ORB::init** calls in the same server is currently undefined.

16.4.14.6 adapter_name

The **adapter_name** attribute defines a name for the object adapter that services requests for the invoked object. In the case of the POA, the **adapter_name** is the sequence of names from the root POA to the POA that services the request. The name of the root POA is the sequence containing only the string "RootPOA."

16.4.14.7 target_most_derived_interface

This attribute is the **RepositoryID** for the most derived interface of the servant.

16.4.14.8 get_server_policy

This operation returns the policy in effect for this operation for the given policy type. The returned **CORBA::Policy** object shall only be a policy whose type was registered via **register_policy_factory** (see `register_policy_factory` on page 404).

If a policy for the given type was not registered via **register_policy_factory**, this operation will raise **INV_POLICY** with a standard minor code of 3.

Parameter(s)

- **type**
The **CORBA::PolicyType** that specifies the policy to be returned.

Return Value

The **CORBA::Policy** obtained with the given policy type.

16.4.14.9 set_slot

This operation allows an **Interceptor** to set a slot in the **PortableInterceptor::Current** that is in the scope of the request. If data already exists in that slot, it will be overwritten.

If the ID does not define an allocated slot, **InvalidSlot** is raised.

See **Portable Interceptor Current** on page 384 for an explanation of slots and **PortableInterceptor::Current**.

Parameter(s)

- **id**
The **SlotId** of the slot.
- **data**
the data, in the form of an any, to store in that slot.

16.4.14.10 target_is_a

This operation returns **true** if the servant is the given **RepositoryId**, **false** if it is not.

Parameter(s)

- **id**
The caller wants to know if the servant is this **CORBA::RepositoryId**.

Return Value

Is the servant the given RepositoryId?

16.4.14.11 add_reply_service_context

This operation allows **Interceptors** to add service contexts to the request. There is no declaration of the order of the service contexts. They may or may not appear in the order that they are added.

Parameter(s)

- **service_context**
The IOP::ServiceContext to add to the reply.
- **replace**
Indicates the behavior of this operation when a service context already exists with the given ID. If false, then BAD_INV_ORDER with a standard minor code of 11 is raised. If true, then the existing service context is replaced by the new one

16.4.15 ForwardRequest Exception

```
exception ForwardRequest {  
    Object forward;  
};
```

The ForwardRequest exception is the means by which an Interceptor can indicate to the ORB that a retry of the request should occur with the new object given in the exception. This behavior of causing a retry only occurs if the ORB receives a ForwardRequest from an interceptor. If ForwardRequest is raised anywhere else, it is passed through the ORB as is normal for a user exception.

If an Interceptor raises a ForwardRequest exception in response to a call of an interceptor, no other Interceptors are called for that interception point. The remaining Interceptors in the Flow Stack shall have their appropriate ending interception point called: **receive_other** on the client, or **send_other** on the server. The **reply_status** in the **receive_other** or **send_other** shall be **LOCATION_FORWARD**.

16.5 Portable Interceptor Current

16.5.1 Overview

The **PortableInterceptor::Current** object (hereafter referred to as **PICurrent**) is a **Current** object that is used specifically by portable Interceptors to transfer thread context information to a request context. Portable Interceptors are not required to use **PICurrent**. But if information from a client's thread context is required at an Interceptor's interception points, then **PICurrent** can be used to propagate that information. **PICurrent** allows portable service code to be written regardless of an ORB's threading model.

On the client side, this information includes, but is not limited to, thread context information that shall be propagated to the server via a service context.

On the server side, this information includes, but is not limited to, service context information received from the client which is propagated to the target's thread context.

16.5.2 Obtaining the Portable Interceptor Current

Before an invocation is made, **PICurrent** is obtained via a call to **ORB::resolve_initial_references ("PICurrent")**.

From within the interception points, the data on **PICurrent** that has moved from the thread scope to the request scope is available via the **get_slot** operation on the **RequestInfo** object. A **PICurrent** can still be obtained via **resolve_initial_references**, but that is the Interceptor's thread scope **PICurrent**. See Request Scope vs Thread Scope on page 388 for a detailed discussion of the scope of **PICurrent**.

16.5.3 Portable Interceptor Current Interface

```
module PortableInterceptor {
    typedef unsigned long SlotId;
    exception InvalidSlot {};
    local interface Current : CORBA::Current {
        any get_slot (in SlotId id) raises (InvalidSlot);
        void set_slot (in SlotId id, in any data) raises (InvalidSlot);
    };
};
```

PICurrent is merely a slot table, the slots of which are used by each service to transfer their context data between their context and the request's or reply's service context. Each service that wishes to use **PICurrent** reserves a slot or slots at initialization time (see `allocate_slot_id` on page 404) and uses those slots during the processing of requests and replies.

16.5.3.1 get_slot

A service can get the slot data it set in **PICurrent** via **get_slot**. The data is in the form of an **any**.

- If the given slot has not been set, an **any** containing a type code with a **TCKind** value of **tk_null** and no value is returned.
- If **get_slot** is called on a slot that has not been allocated, **InvalidSlot** is raised.
- If **get_slot** is called from within an ORB initializer (see Registering Interceptors on page 399), **BAD_INV_ORDER** with a minor code of 10 shall be raised

Parameter(s)

- **id**
The SlotId of the slot from which the data will be returned

Return Value

The data, in the form of an **any**, of the given slot identifier.

16.5.3.2 set_slot

A service sets data in a slot with **set_slot**. The data shall be in the form of an **any**.

- If data already exists in that slot, it is overridden.
- If **set_slot** is called on a slot that has not been allocated, **InvalidSlot** is raised
- If **set_slot** is called from within an ORB initializer (see Registering Interceptors on page 399), **BAD_INV_ORDER** with a minor code of 10 shall be raised.

Parameter(s)

- **id**
The SlotId of the slot to which the data will be set.

- **data**

The data, in the form of an any, which will be set to the identified slot.

16.5.4 Use of Portable Interceptor Current

16.5.4.1 Client-side use of PICurrent

PICurrent is merely a slot table. Before a request, a service's **Current** can store its context specific data into a slot in **PICurrent**. When a request begins, **PICurrent**'s context transitions from a thread context to a request context. (That is, the ORB logically makes a copy of the current **PICurrent** and places that copy on the request. Note that this could be a lazy copy. A copy would only be necessary if **PICurrent** were modified. Since a copy may never actually be made, the term "logical copy" is used in this sub clause.) Each service's Interceptor now has access to the data that its **Current** put into **PICurrent**'s slot table. In other words, each service's Interceptor now has access to the data within the calling client's thread context even though the request processing may be in a different thread.

For example, see the following pseudo-code. Within its **ORBInitializer** (see ORBInitializer Interface on page 399), the transaction service allocates a slot:

```
PortableInterceptor::SlotId mySlotId =  
    orb_init_info.allocate_slot_id ();
```

When a transaction begins, the Transaction's **Current** is called, which can place its context information in a slot on **PICurrent**:

```
any myData = ...; // get data from Transaction's Current  
PortableInterceptor::Current pic =  
    orb.resolve_initial_references ("PICurrent");  
pic.set_slot (mySlotId, myData);
```

When an operation invocation begins, the ORB logically copies **PICurrent** from the thread context to the request context and the slots are available to Interceptors via the **ClientRequestInfo** object. So the transaction service's Interceptor could look like:

```
any myData = info.get_slot (mySlotId);  
IOP::ServiceContext sc = ...; // convert myData to a SC  
info.add_request_service_context (sc);
```

The request scope **PICurrent** slots are read-only on the client. There is no **set_slot** on the **ClientRequestInfo** object.

16.5.4.2 Example of PICurrent to Handle Client-side Recursion

If an Interceptor itself makes an operation invocation, it shall have some means of breaking infinite recursion. For example: the client calls operation X; **send_request** is called, which calls operation Y; **send_request** is called, which again calls operation Y; and so on unless the implementation of **send_request** breaks the recursion.

Recursion can be broken using **PICurrent**. If an Interceptor knows it will recurse, it allocates a slot in **PICurrent** in its **ORBInitializer** (see ORBInitializer Interface on page 399) that it will use for recursion:

```
PortableInterceptor::SlotId recurseId =  
    orb_init_info.allocate_slot_id ();
```

At the point at which it recurses, say in **send_request**, it does so in a manner similar to the following:

```

any recurse = info.get_slot (recurseId);

// if we haven't yet recursed, then the slot will be empty.
if (recurse.type () == tk_null)
{
    // Fill in the recurse slot before making
    // the recursive call.
    any recurseFlag = new any;
    recurseFlag.insert_boolean (true);
    PortableInterceptor::Current pic =
        orb.resolve_initial_references ("PICurrent");
    pic.set_slot (recurseId, recurseFlag);
    // Now make the recursive call.
    someObject.someOperation ();
}

```

When a client calls operation X, **send_request** is invoked for operation X. The recurse slot is empty, so the **if** block is executed: the recurse slot is set to **true** for this thread's **PICurrent** and the recursive call to **someOperation** is made. **send_request** is again invoked, this time for **someOperation**. This time the recurse slot is not empty, so the **if** block is not executed and the recursive call is not made, thus breaking the recursion.

16.5.4.3 Server-side use of PICurrent

The service contexts associated with the request may be propagated, using **PICurrent**, to the context of the thread that will execute the operation. The request's **PICurrent** is read and written via the **get_slot** and **set_slot** operations on **ServerRequestInfo**.

receive_request_service_contexts shall populate the slots of the request scope **PICurrent**. The ORB logically copies this **PICurrent** to the thread scope after processing the **receive_request_service_contexts** list.

When the operation invocation completes, the send interception points still have read/write access to the request scope **PICurrent**.

For example, within its **ORBInitializer** (see ORBInitializer Interface on page 399), the transaction service allocates a slot:

```

PortableInterceptor::SlotId mySlotId =
    orb_init_info.allocate_slot_id ();

```

The Transaction Interceptor can move the transaction information from the service context list to **PICurrent**:

```

IOP::ServiceContext sc =
    info.get_request_service_context (transactionId);
any myData = // convert SC to an any
info.set_slot (mySlotId, myData);

```

Within a server thread, the Transaction service can transfer its information from **PICurrent** to the **TransactionCurrent**:

```

PortableInterceptor::Current pic =
    orb.resolve_initial_references ("PICurrent");
any myData = pic.get_slot (mySlotId);
// Copy myData into the current context.

```

16.5.4.4 Request Scope vs Thread Scope

The thread scope **PICurrent** is the **PICurrent** that exists within a thread's context. A request scope **PICurrent** is the **PICurrent** associated with the request. On the client-side, the thread scope **PICurrent** is logically copied to the request scope **PICurrent** from the thread's context when a request begins and is attached to the **ClientRequestInfo** object. On the server-side, the request scope **PICurrent** is attached to the **ServerRequestInfo** and follows the request processing. It is logically copied to the thread scope **PICurrent** after the list of **receive_request_service_contexts** interception points are processed.

16.5.4.5 Flow of PIRCurrent between Scopes

For the following, TSC means Thread Scope **PICurrent**; and RSC means Request Scope **PICurrent**. Refer to Figure 16.7 on page 389 for a graphical representation of the following discussion. The numbered points below correspond to the numbers in Figure 16.7.

Before operation invocation, the client thread may read and write the TSC. On a synchronous operation invocation, the flow proceeds as follows:

1. The invocation proceeds to the ORB.
2. Before the sending interception points are called, a TSC is logically copied to the request scope.
3. The sending interception points are called. They have read-only access to this RSC. They may add entries to the service context list based on the slot data in the RSC.
4. On the server, an empty RSC is created. Interceptors shall populate this RSC from the service context list in **receive_request_service_contexts**.
5. The ORB logically copies the RSC to the server-side TSC after the **receive_request_service_contexts** points are processed and before the servant manager is called. This TSC is within the context for the **receive_request** points, the invocation of the servant manager, and the invocation of the target operation. The **receive_request** points may modify the RSC, but this no longer affects the TSC. The **receive_request** points are called. These points have access to the RSC - though modifying the RSC at this point has no affect on the TSC. Since these points execute in the same thread as the target operation invocation, these points may modify the server-side TSC.
6. After the **receive_request** points are called, control transfers to the server threads that may also read and write this server-side TSC.
7. The target operation invocation completes and control returns to the ORB.
8. The TSC from the thread on which the ORB invoked the target operation is copied back to the RSC, overwriting the slots in the RSC.
9. The send interception points have access to this RSC from which they may populate the reply service context list. After the invocation result is sent back to the client, the server-side RSC is logically destroyed.
10. The client receives the reply. The Interceptors may read the service contexts associated with the reply. They also have readonly access to the RSC was seen by the send interception points.

11. The invocation returns to the client. When the request completes, the client-side RSC is logically destroyed.

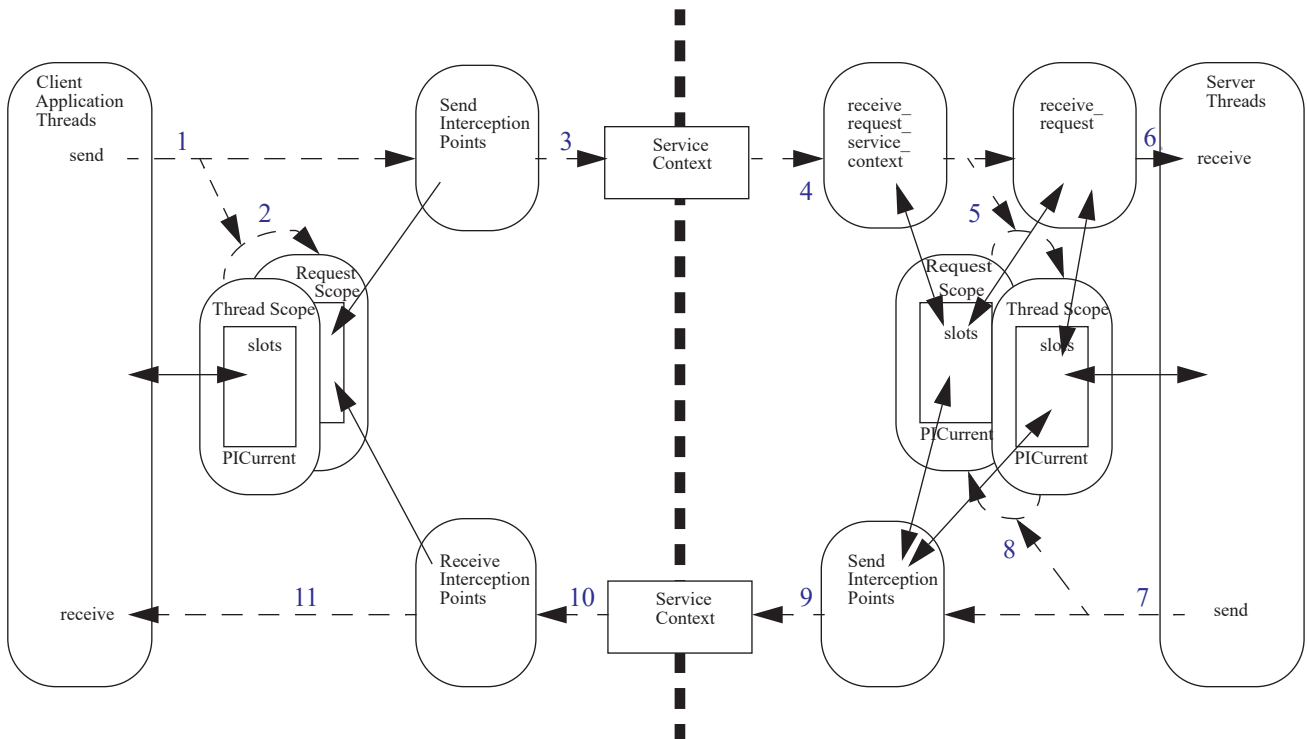


Figure 16.7 - Thread Scope vs Request Scope

Figure 16.7 Legend

- Dotted Line Flow of control (between the thread scopes and the request scopes, the dotted arrows indicate a logical copy).
- Solid Line Access; single arrow is readonly, double arrow is read/write.
- Thick Dotted Line Boundary between client and server.

16.5.4.6 Notes on PICurrent and Scopes

Since an Interceptor is running in a thread, it is running with a thread context and there is a **PICurrent** on that context. If the Interceptor calls **ORB::resolve_initial_references ("PICurrent")**, it gets the **PICurrent** within its thread scope. This **PICurrent** is different than the request scope **PICurrent** that the Interceptor obtains via calls to the **Client-** or **Server- RequestInfo** object. So if an Interceptor makes an operation call, it is the Interceptor's thread scope **PICurrent** that will be logically copied to the request scope of that operation, not the **PICurrent** from the original operation invocation.

Even if a client-side Interceptor happens to be running in the same thread from which the invocation was made (this is vendor dependent), the request scope **PICurrent** and the thread scope **PICurrent** are still different. The request scope **PICurrent** is a copy of the thread scope **PICurrent** at the point when the invocation began. So even if an Interceptor changed the data in its thread scope **PICurrent**, that does not change the request scope **PICurrent**.

Interceptors shall assume that each client-side interception point logically runs in its own TSC thread, with no context relationship between it and any other thread. Each point's logical TSC thread is shared by all registered **ClientRequestInterceptors** executing in that point. While an ORB implementation may not actually behave in this manner, it is up to the ORB implementation to treat **PICurrent** as if it did.

Interceptors shall assume that all server-side interception points except **receive_request_service_contexts** run in the same thread as the target operation invocation, thereby sharing thread context information.

receive_request_service_contexts, like all client-side interception points, logically runs in its own TSC thread, with no context relationship between it and any other thread. The **receive_request_service_contexts** interception point logical TSC thread is shared by all registered **ServerRequestInterceptors** executing in that point. While an ORB implementation may not actually behave in this manner, it is up to the ORB implementation to treat **PICurrent** as if it did.

16.6 IOR Interceptor

16.6.1 Overview

In some cases, a portable ORB service implementation may need to add information describing the server's or object's ORB service related capabilities to object references in order to enable the ORB service implementation in the client to function properly.

This is supported through the **IORInterceptor** and **IORInfo** interfaces.

The IOR Interceptor is used to establish tagged components in the profiles within an IOR.

16.6.2 An Abstract Model for Object Adapters

Using the **IORInterceptor** to support the object reference template imposes certain requirements on Object Adapters. While the **POA** is the only (current) standard object adapter, it is deemed inappropriate to impose the **POA** architecture on all possible proprietary object adapters. Consequently only the abstract properties that are required, and how these map to the particular case of the **POA**, are presented here.

Object Adapters have the following requirements:

- They have a unique name so that different instances of a particular object adapter may be identified.
- Object adapters typically have some kind of request processing state to indicate whether the adapter is currently accepting, rejecting, or performing some other kind of action on incoming requests. There is some representation of adapter instance state so that a server activation framework built on the object reference template can correctly process requests as the adapter instances states change.
- If an object adapter supports large numbers of adapter instances, reporting state changes that affect a number of adapter instances simultaneously could be expensive in the amount of data required. The **POA** has the concept of an adapter manager (the **POAManager**) that controls the state of a number of **POA** instances. They must have an abstract adapter manager that can be used for reporting relevant state changes.

16.6.2.1 Adapter Names

If an Object Adapter supports multiple adapter instances, there is a need for some kind of adapter name to distinguish the instances. For this purpose, an adapter name is defined as a sequence of strings. Several interpretations of an adapter name are possible:

- If the Object Adapter supports only a single instance, a fixed name can be used.
- If the namespace for an Object Adapter is flat, sequences of length 1 can be used.
- If the namespace is hierarchical (e.g., the POA), a more complex name sequence can be used.

In the case of the POA, the adapter name shall be the sequence of names starting with the root POA that is required to reach the POA using the **find_POA** call. The name of the root POA is the sequence containing only the string “RootPOA.”

16.6.2.2 Adapter States

Object adapters may be in one of several states that describe how the adapter behaves when a new request is dispatched to the adapter:

HOLDING	The request is held off temporarily in response to a transient resource limit or a application program request. An IMR could either choose to forward the request to the server and let the server hold it off, or else to hold off the request at the IMR until the state changes.
ACTIVE	The request is dispatched to the servant and processed. An IMR should forward the request to the server in this case.
DISCARDING	The request is discarded. This is indicated to the client with some kind of error. An IMR could either forward the request to the server, or else reject the request directly. The POA specification requires that a TRANSIENT/1 system exception be returned to the client in this case.
INACTIVE	The request is discarded. The adapter is in the process of shutting down, and will eventually end up in the NON_EXISTENT state. An IMR could reject the request directly, typically with an OBJ_ADAPTER/1 error.
NON_EXISTENT	The adapter has been destroyed. The IMR should attempt to reactivate the server and adapter as necessary to satisfy the request. The IMR should hold off the request until the adapter becomes active again.

In the case of the **POA**, **HOLDING**, **ACTIVE**, **DISCARDING**, and **INACTIVE** map to the same named states of the POAManager. **NON_EXISTENT** does not map directly to a particular **POAManager** state, but is used to indicate that a **POA** has been destroyed. A **POA** whose state is **INACTIVE** will transition to state **NON_EXISTENT** after the destruction process has completed.

- While non-POA adapters may have different detailed states than the POA, it should be possible to map other adapter’s states onto a subset of the above states.

16.6.2.3 Adapter Managers

Some object adapters have a concept of a group of adapters that undergo state transitions together. In such cases it is useful to capture the grouping abstractly. We define the *adapter manager* to represent this grouping. The only standard attribute of the adapter manager is the adapter manager id, which is an opaque id. This ID serves to distinguish different adapter manager instances, and to associate an adapter manager instance with its adapter instances. The adapter manager id is only locally significant within the ORB instance that defines the adapter manager. The id is transient, and can be compared for equality within the defining ORB instance. All adapter instances that share the same adapter manager must have the same adapter manager id.

Use of an adapter manager allows state transitions for all adapters managed by the same adapter manager to be efficiently reported. The only assumption made about the semantics of an adapter manager is that a state change reported for an adapter manager is reflected in all adapter instances managed by the adapter manager.

In the case of the **POA**, the **POAManager** is an adapter manager.

16.6.2.4 Adapter State Changes

Some adapters may support mechanisms independent of the adapter manager for changing states. In such cases, a means needs to be provided for reporting the state changes.

In the case of the POA, a subtree of POAs may all transition to the **NON_EXISTENT** state as a result of the **POA::destroy** call.

16.6.3 Object Reference Template

16.6.3.1 Definition

The Object Reference Template is defined in IDL as an abstract valuetype.

An object reference template is associated with an object adapter. Typically the template is created when the object adapter is created, used within the adapter to create object references, and destroyed when the adapter is destroyed. Different adapters may support very different styles of object creation.

The object reference template is defined as follows:

```
module PortableInterceptor {
    typedef string ServerId ;
    typedef string ORBId ;
    typedef CORBA::StringSeq AdapterName ;
    typedef CORBA::OctetSeq ObjectId ;

    abstract valuetype ObjectReferenceFactory {
        boolean equals( in ObjectReferenceFactory other ) ;
        Object make_object( in string repositoryId, in ObjectId id ) ;
        IOP::TaggedProfileSeq make_profiles(
            in string repository_id,
            in ObjectId id ) ;
    };

    abstract valuetype ObjectReferenceTemplate :
        ObjectReferenceFactory {
        readonly attribute ServerId server_id ;
        readonly attribute ORBId orb_id ;
        readonly attribute AdapterName adapter_name;
    };

    typedef sequence<ObjectReferenceTemplate>
        ObjectReferenceTemplateSeq;
};
```


The **ObjectReferenceFactory** valuetype provides the capability to create new object references, while the **ObjectReferenceTemplate** valuetype extends the factory capability with the identity of the template. This division is convenient because the **current_factory** attribute in IORInfo (see IORInfo Interface on page 395) only requires the capability to create an object reference, while the **adapter_template** attribute (also in IORInfo Interface on page 395) also requires identity information.

Concrete definitions and implementations of **ObjectReferenceTemplate** and **ObjectReferenceFactory** are ORB implementation specific and are not defined as they are not expected to be exchanged between ORB implementations.

16.6.3.2 The ObjectReferenceFactory abstract valuetype

The **ObjectReferenceFactory** provides only the capability to create an object reference. Note that a factory is immutable: after it has been created, it cannot be modified.

Also, note that it is possible to create a concrete valuetype (unknown to the ORB implementation) that subclasses the **ObjectReferenceFactory** valuetype, and to use this factory in the IOR interceptor as **current_factory** (see **current_factory** on page 397). In such cases, the implementation must either be immutable after it is created, or the implementation must not change the behavior of **make_object**. Failure to observe this requirement may result in undefined behavior.

16.6.3.3 make_object

make_object creates an Object Reference from this factory using the given repository ID and object ID.

16.6.3.4 make_profiles

make_profiles returns the sequence of tagged profiles for the IOR that corresponds to the object reference that would be created by a call to **make_object** with the same arguments.

16.6.3.5 equals

equals satisfies the usual reflexive, symmetric, and transitive properties that equality normally respects. That is, for any **ObjectReferenceFactories X, Y, and Z**:

1. **X.equals(X) = TRUE**
2. **X.equals(Y) = Y.equals(X)**
3. if **X.equals(Y) = TRUE** and **Y.equals(Z) = TRUE**, then **X.equals(Z) = TRUE**

If **X** and **Y** are different object adapters, and **Xinfo** and **Yinfo** are the **IORInfo** objects passed to the **IORInterceptor**, then **Xinfo.adapter_template().equals(Yinfo.adapter_template()) = FALSE**.

An **equals** method on a user defined **ObjectReferenceFactory** must return **FALSE** when passed the value of an **IORInfo.adapter_template** attribute, unless the user defined **make_profiles** method returns the same **ProfileSeq** as the **adapter_template make_profiles** method when invoked with the same arguments, in which case the user defined **ObjectReferenceFactory equals** method may return **TRUE**.

16.6.3.6 The ObjectReferenceTemplate abstract valuetype

The **ObjectReferenceTemplate** extends the **ObjectReferenceFactory** with the identity of the object adapter. Note that the template, like the factory, is immutable: after it has been created, it cannot be modified.

16.6.3.7 server_id

The value of the **server_id** attribute is the value that was passed into the ORB::init call (see Server ID on page 114) using the **-ORBServerId** argument when the ORB was created.

16.6.3.8 orb_id

The value of the **orb_id** attribute is the value that was passed into the **ORB::init** call.

In Java, this is accomplished using the **-ORBid** argument in the **ORB.init** call that created the ORB containing the object adapter that created this template. What happens if the same ORBid is used on multiple **ORB::init** calls in the same server is currently undefined.

16.6.3.9 adapter_name

The **adapter_name** attribute defines a name for the object adapter that services requests for the invoked object.

16.6.4 IORInterceptor Interface

```
local interface IORInterceptor : Interceptor {
    void establish_components (in IORInfo info);
};

local interface IORInterceptor_3_0 : IORInterceptor {
    void components_established( in IORInfo info );

    void adapter_manager_state_changed( in AdapterManagerId id,
                                        in AdapterState state );

    void adapter_state_changed( in ObjectReferenceTemplateSeq
                                templates, in AdapterState state );
};
```

16.6.4.1 establish_components

A server side ORB calls the **establish_components** operation on all registered **IORInterceptor** instances when it is assembling the list of components that will be included in the profile or profiles of an object reference. This operation is not necessarily called for each individual object reference. In the case of the POA, these calls are made each time **POA::create_POA** is called. In other adapters, these calls would typically be made when the adapter is initialized. The adapter template is not available at this stage since information (the components) needed in the adapter template is being constructed.

An implementation of **establish_components** must not throw exceptions. If it does, the ORB shall ignore the exception and proceed to call the next IOR Interceptor's **establish_components** operation.

Parameter(s)

- **info**

The IORInfo instance used by the ORB service to query applicable policies and add components to be included in the generated IORs.

16.6.4.2 components_established

After all of the **establish_components** methods have been called, the **components_established** methods are called on all registered **IORInterceptor_3_0** instances. The adapter template is available at this stage. The **current_factory** attribute may be get or set at this stage.

Any exception that occurs in **components_established** is returned to the caller of **components_established**. In the case of the POA, this causes the **create_POA** call to fail, and an **OBJ_ADAPTER** exception with a standard minor code of 6 is returned to the invoker of **create_POA**.

16.6.4.3 adapter_manager_state_changed

Any time the state of an adapter manager changes, the **adapter_manager_state_changed** method is invoked on all registered **IORInterceptor_3_0** instances.

If a state change is reported through **adapter_manager_state_changed**, it is not reported through **adapter_state_changed**.

16.6.4.4 adapter_state_changed

Adapter state changes unrelated to adapter manager state changes are reported by invoking the **adapter_state_changed** method on all registered **IORInterceptor_3_0** instances. The templates argument identifies the object adapters that have changed state by the template ID information. The sequence contains the adapter templates for all object adapters that have made the state transition being reported.

16.6.5 IORInfo Interface

The **IORInfo** interface provides the server-side ORB service with access to the applicable policies during IOR construction and the ability to add components. The ORB passes an instance of its implementation of this interface as a parameter to **IORInterceptor::establish_components**.

```
typedef string AdapterManagerId;
```

```
typedef short AdapterState ;
```

```
const AdapterState      HOLDING      = 0 ;
const AdapterState      ACTIVE       = 1 ;
const AdapterState      DISCARDING   = 2 ;
const AdapterState      INACTIVE     = 3 ;
const AdapterState      NON_EXISTENT = 4 ;
```

```
local interface IORInfo {
    CORBA::Policy get_effective_policy (in CORBA::PolicyType type);
    void add_ior_component
        (in IOP::TaggedComponent a_component);
    void add_ior_component_to_profile (
        in IOP::TaggedComponent a_component,
        in IOP::ProfileId profile_id);
        readonly attribute AdapterManagerId manager_id;
        readonly attribute AdapterState state;
        readonly attribute ObjectReferenceTemplate adapter_template ;
        attribute ObjectReferenceFactory current_factory ;
};
```

All object adapter implementations provide some mechanism for creating object references. The construction of the object reference is influenced by all of the applicable server-side policies, which are used while assembling the tagged components required for the object reference. The IOR interceptors also influence the tagged components through the **IORInfo::add_component** and **IORInfo::add_component_to_profile** methods. After all of this construction has completed, the adapter conceptually has a template that can be used to create object references. We will refer to this template as the *adapter template*.

For example, in the POA, after **POA::create_POA** method has completed, there is a complete template in the POA that will be used to create individual object references when **create_reference** or any other method is called that needs to create an object reference.

16.6.5.1 get_effective_policy

An ORB service implementation may determine what server side policy of a particular type is in effect for an IOR being constructed by calling the **get_effective_policy** operation. When the IOR being constructed is for an object implemented using a POA, all Policy objects passed to the **PortableServer::POA::create_POA** call that created that POA are accessible via **get_effective_policy**.

If a policy for the given type is not known to the ORB, then this operation will raise INV_POLICY with a standard minor code of 3.

Parameter(s)

- **type**
The CORBA::PolicyType specifying the type of policy to return.

Return Value

The effective CORBA::Policy object of the requested type. If the given policy type is known, but no policy of that type is in effect, then this operation will return a nil object reference.

16.6.5.2 add_ior_component

A portable ORB service implementation calls **add_ior_component** from its implementation of **establish_components** to add a tagged component to the set that will be included when constructing IORs. The components in this set will be included in all profiles.

Any number of components may exist with the same component ID.

Parameter(s)

- **a_component**
The IOP::TaggedComponent to add.

16.6.5.3 add_ior_component_to_profile

A portable ORB service implementation calls **add_ior_component_to_profile** from its implementation of **establish_components** to add a tagged component to the set that will be included when constructing IORs. The components in this set will be included in the specified profile.

Any number of components may exist with the same component ID.

If the given profile ID does not define a known profile or it is impossible to add components to that profile, BAD_PARAM is raised with a standard minor code of 29.

Parameter(s)

- **a_component**
The IOP::TaggedComponent to add.
- **profile_id**
The IOP::ProfileId of the profile to which this component will be added.

16.6.5.4 manager_id

The **manager_id** attribute provides an opaque handle to the manager of the adapter. This is used for reporting state changes in adapters managed by the same adapter manager.

16.6.5.5 state

The **state** attribute returns the current state of the adapter. This must be one of HOLDING, ACTIVE, DISCARDING, INACTIVE, NON_EXISTENT.

16.6.5.6 adapter_template

The **adapter_template** attribute provides a means to obtain an object reference template whenever an ior interceptor is invoked. There is no standard way to directly create an object reference template. The value of **adapter_template** is the template created for the adapter policies and IOR interceptor calls to **add_component** and **add_component_to_profile**. The value of the **adapter_template** attribute is never changed for the lifetime of the object adapter.

16.6.5.7 current_factory

The **current_factory** attribute provides access to the factory that will be used by the adapter to create object references. **current_factory** initially has the same value as the **adapter_template** attribute, but this can be changed by setting **current_factory** to another factory. All object references created by the object adapter must be created by calling the **make_object** method on **current_factory**.

The value of the **current_factory** attribute that is used by the adapter can only be set during the call to the **components_established** method.

16.6.5.8 Method Validity

The following table defines the validity of each attribute or operation in **IORInfo** in the methods defined in the **IORInterceptor**.

	establish_components	components_established
get_effective_policy	yes	yes
add_component	yes	no
add_component_to_profile	yes	no
read manager_id	yes	yes
read state	yes	yes
read adapter_template	no	yes

read current_factory	no	yes
write current_factory	no	yes

If an illegal call is made to an attribute or operation in **IORInfo**, the **BAD_INV_ORDER** system exception is raised with a standard minor code value of 14.

16.7 Interceptor Policy Objects

An Interceptor's behavior may itself be modified by one or more Interceptor Policies. These **Policy** objects are created using a call to **ORB::create_policy** and are associated with an **Interceptor** during registration. (All Policy interfaces defined in this sub clause are local.) The ORB can be accessed via the implicit **get_orb** operation of **ORBInitInfo**.

16.7.1 ProcessingMode Policy

Request interceptor performance may be improved by applying a ProcessingMode policy to limit the conditions under which the interceptor shall be invoked.

The following values can be supplied.

- **LOCAL_AND_REMOTE** - Request interceptors with this policy are invoked whether the method is executed locally or remotely. This is the default behavior if no **ProcessingMode** Policy is associated with a request Interceptor.
- **REMOTE_ONLY** - Request interceptors with this policy are not invoked when the method is executed using the optimized collocated path.
- **LOCAL_ONLY** - Request interceptors with this policy are only invoked when the method is executed using the optimized collocated path.

module PortableInterceptor {

```

typedef short ProcessingMode;
const ProcessingMode LOCAL_AND_REMOTE = 0;
const ProcessingMode REMOTE_ONLY     = 1;
const ProcessingMode LOCAL_ONLY      = 2;
// ProcessingMode Policy (default = LOCAL_AND_REMOTE)

```

```

const CORBA::PolicyType
    PROCESSING_MODE_POLICY_TYPE = 63;

```

```

local interface ProcessingModePolicy : CORBA::Policy {
    readonly attribute ProcessingMode processing_mode;
};

```

```

};

```

16.8 PolicyFactory

16.8.1 PolicyFactory Interface

A portable ORB service implementation registers an instance of the **PolicyFactory** interface during ORB initialization (see `register_policy_factory` on page 404) in order to enable its policy types to be constructed using **CORBA::ORB::create_policy**. The POA is required to preserve any policy that is registered with **ORBInitInfo** in this manner.

```
module PortableInterceptor
{
    local interface PolicyFactory {
        CORBA::Policy create_policy (
            in CORBA::PolicyType type,
            in any value)
            raises (CORBA::PolicyError);
    };
};
```

16.8.1.1 create_policy

The ORB calls **create_policy** on a registered **PolicyFactory** instance when **CORBA::ORB::create_policy** is called for the **PolicyType** under which the **PolicyFactory** has been registered. The **create_policy** operation then returns an instance of the appropriate interface derived from **CORBA::Policy** whose value corresponds to the specified **any**. If it cannot, it shall raise an exception as described for **CORBA::ORB::create_policy**.

Parameter(s)

- **type**
A **CORBA::PolicyType** specifying the type of policy being created.
- **value**
An **any** containing data with which to construct the **CORBA::Policy**.

Return Value

A **CORBA::Policy** object of the specified type and value.

16.9 Registering Interceptors

Interceptors are intended to be a means by which ORB services gain access to ORB processing, effectively becoming part of the ORB. Since Interceptors are part of the ORB, when **ORB_init** returns an ORB, the Interceptors shall have been registered. Interceptors cannot be registered on an ORB after it has been returned by a call to **ORB_init**.

16.9.1 ORBInitializer Interface

An Interceptor is registered by registering an associated **ORBInitializer** object that implements the **ORBInitializer** interface. When an ORB is initializing, it shall call each registered **ORBInitializer**, passing it an **ORBInitInfo** object, which is used to register its Interceptor. Any exceptional return from the invocation of any operation of the

ORBInitializer interface other than those resulting from the failure to instantiate a portable interceptor object shall result in the abandonment of the ORB initialization and destruction of the ORB. Any **ORBInitializer** implementation that needs the ORB to ignore any thrown exceptions can simply catch and discard them itself.

```
module PortableInterceptor {
    local interface ORBInitializer {
        void pre_init (in ORBInitInfo info);
        void post_init (in ORBInitInfo info);
    };
};
```

16.9.1.1 pre_init

This operation is called during ORB initialization. If it is expected that initial services registered by an interceptor will be used by other interceptors, then those initial services shall be registered at this point via calls to **ORBInitInfo::register_initial_reference**.

Parameter(s)

- **info**
See below. This object provides initialization attributes and operations by which Interceptors can be registered.

16.9.1.2 post_init

This operation is called during ORB initialization. If a service must resolve initial references as part of its initialization, it can assume that all initial references will be available at this point.

Calling the **post_init** operations is not the final task of ORB initialization. The final task, following the **post_init** calls, is attaching the lists of registered interceptors to the ORB. Therefore, the ORB does not contain the interceptors during calls to **post_init**. If an ORB-mediated call is made from within **post_init**, no request interceptors will be invoked on that call. Likewise, if an operation is performed that causes an IOR to be created, no IOR interceptors will be invoked.

Parameter(s)

- **info**
See below. This object provides initialization attributes and operations by which Interceptors can be registered.

During a call to **post_init**, invoking the **ORBInitInfo** methods: **add_client_request_interceptor**, **add_server_request_interceptor**, **allocate_slot_id**, or **add_ior_interceptor** will raise the **BAD_INV_ORDER** system exception with standard minor code 26.

16.9.2 ORBInitInfo Interface

```
module PortableInterceptor {
    local interface ORBInitInfo {
        typedef string ObjectId;
        exception DuplicateName {
            string name;
        };
        exception InvalidName {};

        readonly attribute CORBA::StringSeq arguments;
        readonly attribute string orb_id;
    };
};
```



```

readonly attribute IOP::CodecFactory codec_factory;

void register_initial_reference (in ObjectId id, in Object obj)
    raises (InvalidName);
Object resolve_initial_references (
    in ObjectId id) raises (InvalidName);
void add_client_request_interceptor (
    in ClientRequestInterceptor interceptor)
    raises (DuplicateName);
void add_server_request_interceptor (
    in ServerRequestInterceptor interceptor)
    raises (DuplicateName);
void add_ior_interceptor (in IORInterceptor interceptor)
    raises (DuplicateName);
SlotId allocate_slot_id ();
void register_policy_factory (
    in CORBA::PolicyType type,
    in PolicyFactory policy_factory);
};

local interface ORBInitInfo_3_1 : ORBInitInfo {
    void add_client_request_interceptor_with_policy(
        in ClientRequestInterceptor interceptor,
        in CORBA::PolicyList policies)
        raises (DuplicateName, CORBA::PolicyError);
    void add_server_request_interceptor_with_policy(
        in ServerRequestInterceptor interceptor,
        in CORBA::PolicyList policies)
        raises (DuplicateName, CORBA::PolicyError);
    void add_ior_interceptor_with_policy(
        in IORInterceptor interceptor,
        in CORBA::PolicyList policies)
        raises (DuplicateName, CORBA::PolicyError);
};
};

```

16.9.2.1 DuplicateName Exception

Only one Interceptor of a given name can be registered with the ORB for each Interceptor type. If an attempt is made to register a second Interceptor with the same name, `DuplicateName` is raised.

An Interceptor may be anonymous; that is, have an empty string as the name attribute. Any number of anonymous Interceptors may be registered with the ORB so, if the Interceptor being registered is anonymous, the registration operation will not raise `DuplicateName`.

16.9.2.2 InvalidName Exception

This exception is raised by `register_initial_reference` and `resolve_initial_references`.

register_initial_reference raises `InvalidName` if:

- this operation is called with an empty string id; or
- this operation is called with an id that is already registered, including the default names defined by OMG.

resolve_initial_references raises `InvalidName` if the name to be resolved is invalid.

16.9.2.3 arguments

This attribute returns the original *argv* parameters as they were passed to **ORB_init**.

16.9.2.4 orb_id

This attribute is the ID of the ORB being initialized.

16.9.2.5 codec_factory

This attribute is the **IOP::CodecFactory**. The **CodecFactory** is normally obtained via a call to **ORB::resolve_initial_references (“CodecFactory”)**, but since the ORB is not yet available and Interceptors, particularly when processing service contexts, will require a **Codec**, a means of obtaining a **Codec** is necessary during ORB initialization.

16.9.2.6 register_initial_reference

This operation is identical to **ORB::register_initial_reference** described there. This same functionality exists here because the ORB, not yet fully initialized, is not yet available but initial references may need to be registered as part of Interceptor registration. The only difference is that the version of this operation on the ORB uses PIDL (**CORBA::ORB::ObjectId** and **CORBA::ORB::InvalidName**) whereas the version in this interface uses IDL defined in this interface; the semantics are identical.

16.9.2.7 resolve_initial_references

See Registering Interceptors on page 399. This operation is only valid during **post_init**. It is identical to **ORB::resolve_initial_references**. This same functionality exists here because the ORB, not yet fully initialized, is not yet available but initial references may be required from the ORB as part of Interceptor registration. The only difference is that the version of this operation on the ORB uses PIDL (**CORBA::ORB::ObjectId** and **CORBA::ORB::InvalidName**) whereas the version in this interface uses IDL defined in this interface; the semantics are identical.

16.9.2.8 add_client_request_interceptor

This operation is used to add a client-side request Interceptor to the list of client-side request Interceptors. If a client-side request Interceptor has already been registered with this Interceptor’s name, **DuplicateName** is raised.

Parameter(s)

- **interceptor**
The `ClientRequestInterceptor` to be added.

16.9.2.9 add_server_request_interceptor

This operation is used to add a server-side request Interceptor to the list of server-side request Interceptors. If a server-side request Interceptor has already been registered with this Interceptor’s name, **DuplicateName** is raised.

Parameter(s)

- **interceptor**
The ServerRequestInterceptor to be added.

16.9.2.10 add_ior_interceptor

This operation is used to add an IOR Interceptor to the list of IOR Interceptors. If an IOR Interceptor has already been registered with this Interceptor's name, **DuplicateName** is raised.

Parameter(s)

- **interceptor**
The IORInterceptor to be added.

16.9.2.11 add_client_request_interceptor_with_policy

This form of registration allows interceptor behavior to be modified by one or more Policies. The policy objects are effectively copied before the operation returns, so the caller is free to destroy them while the Interceptor is in use.

CORBA::PolicyError is raised if one or more of the policies is invalid. If a server-side request Interceptor has already been registered with this Interceptor's name, **DuplicateName** is raised.

Parameter(s)

- **interceptor**
The client request interceptor to be added.
- **policies**
A sequence of interceptor policies to be used to control the behavior of the interceptor being registered.

16.9.2.12 add_server_request_interceptor_with_policy

This form of registration allows interceptor behavior to be modified by one or more Policies. The policy objects are effectively copied before the operation returns, so the caller is free to destroy them while the Interceptor is in use.

CORBA::PolicyError is raised if one or more of the policies is invalid. If a server-side request Interceptor has already been registered with this Interceptor's name, **DuplicateName** is raised.

Parameter(s)

- **interceptor**
The server request interceptor to be added.
- **policies**
A sequence of interceptor policies to be used to control the behavior of the interceptor being registered.

16.9.2.13 add_ior_interceptor_with_policy

This form of registration allows interceptor behavior to be modified by one or more Policies. The policy objects are effectively copied before the operation returns, so the caller is free to destroy them while the Interceptor is in use.

CORBA::PolicyError is raised if one or more of the policies is invalid. If a server-side request Interceptor has already been registered with this Interceptor's name, **DuplicateName** is raised.

Parameter(s)

- **interceptor**
The ior request interceptor to be added.
- **policies**
A sequence of interceptor policies to be used to control the behavior of the interceptor being registered

16.9.2.14 allocate_slot_id

A service calls **allocate_slot_id** to allocate a slot on **PortableInterceptor::Current**.

Note that while slot ids can be allocated within an ORB initializer, the slots themselves cannot be initialized. Calling **set_slot** or **get_slot** on the **PICurrent** (see Portable Interceptor Current on page 384) within an ORB initializer shall raise a **BAD_INV_ORDER** with a minor code of 14.

Return Value

The index to the slot that has been allocated.

16.9.2.15 register_policy_factory

Register a **PolicyFactory** for the given **PolicyType**.

If a **PolicyFactory** already exists for the given **PolicyType**, **BAD_INV_ORDER** is raised with a standard minor code of 16.

Parameter(s)

- **type**
The **CORBA::PolicyType** that the given **PolicyFactory** serves.
- **policy_factory**
The factory for the given **CORBA::PolicyType**.

16.9.3 register_orb_initializer Operation

To register an **ORBInitializer**, a new operation is provided: **register_orb_initializer**. This operation, like **ORB_init**, is PIDL and is not part of any interface. It resides in the **PortableInterceptor** module.

```
void register_orb_initializer (in ORBInitializer init);
```

Each service that implements Interceptors will provide an instance of **ORBInitializer**. To use a service, an application would first call **register_orb_initializer**, passing in the service's **ORBInitializer**. After this is complete, the application would make an instantiating **ORB_init** call. (An instantiating **ORB_init** call is one that produces a new ORB. In other words, one that is not passed the ID of an existing ORB.) This instantiating **ORB_init** call calls each registered **ORBInitializer**. The returned ORB will contain any Interceptors that the given service requires.

register_orb_initializer is a global operation. An **ORBInitializer** registered at a given point in time will be called by all instantiating **ORB_init** calls that occur after that point in time. No ORB instantiated before that point in time will be affected by that **ORBInitializer**. Moreover, if **register_orb_initializer** is called from within an initializer, the initializer registered by that call will not be called for the ORB currently being initialized. That initializer will only be invoked on an ORB instantiated at a later time.

16.9.3.1 Mappings of register_orb_initializer

C++

The **register_orb_initializer** method is defined in the **PortableInterceptor** name space as:

```
namespace PortableInterceptor {
    static void register_orb_initializer (
        PortableInterceptor::ORBInitializer_ptr init);
};
```

Java

The **register_orb_initializer** operation, since it is global, would break applet security with respect to the ORB. So, in Java, instead of registering **ORBInitializers** via **register_orb_initializer**, **ORBInitializers** are registered via Java ORB properties.

New Property Set

The new property names are of the form:

```
org.omg.PortableInterceptor.ORBInitializerClass.<Service>
```

where **<Service>** is the string name of a class, which implements

```
org.omg.PortableInterceptor.ORBInitializer.
```

To avoid name collisions, the reverse DNS name convention should be used. For example, if company X has three initializers, it could define the following properties:

```
org.omg.PortableInterceptor.ORBInitializerClass.com.x.Init1
org.omg.PortableInterceptor.ORBInitializerClass.com.x.Init2
org.omg.PortableInterceptor.ORBInitializerClass.com.x.Init3
```

During **ORB.init**, these ORB properties that begin with **org.omg.PortableInterceptor.ORBInitializerClass** shall be collected, the **<Service>** portion of each property shall be extracted, an object shall be instantiated with the **<Service>** string as its class name, and the **pre_init** and **post_init** methods shall be called on that object. If the attempt to instantiate an interceptor object fails the ORB shall ignore the failure and continue execution. For any other exceptions returned by **pre_init** or **post_init**, the ORB shall discontinue initialization and destroy itself, and the original exception returned by the **ORBInitializer** shall be returned by **ORB_init**.

Example

A client-side logging service written by company X, for example, may have the following **ORBInitializer** implementation:

```
package com.x.logging;

import org.omg.PortableInterceptor.Interceptor;
import org.omg.PortableInterceptor.ORBInitializer;
import org.omg.PortableInterceptor.ORBInitInfo;
```

```

public class LoggingService implements ORBInitializer
{
    void pre_init (ORBInitInfo info)
    {
        // Instantiate the Logging Service's Interceptor.
        Interceptor interceptor = new LoggingInterceptor ();

        // Register the Logging Service's Interceptor.
        info.add_client_request_interceptor (interceptor);
    }

    void post_init (ORBInitInfo info)
    {
        // This service does not need two init points.
    }
}

```

To run a program called **MyApp** using this logging service, the user could type:

```

java
-Dorg.omg.PortableInterceptor.ORBInitializerClass.com.x.
Logging.LoggingService MyApp

```

Ada

For the Ada mapping, a new child library procedure is defined to register **ORBInitializers**:

```

procedure PortableInterceptor.ORBInitializer.Register
  (Init: in PortableInterceptor.ORBInitializer.Local_Ref);

```

16.9.4 Notes about Registering Interceptors

Request Interceptors are registered on a per-ORB basis.

To achieve virtual per-object Interceptors, query the policies on the target from within the interception points to determine whether they should do any work.

To achieve virtual per-POA Interceptors, instantiate each POA with a different ORB.

While Interceptors may be ordered administratively, there is no concept of order with respect to the registration of Interceptors. Request Interceptors are concerned with service contexts. Service contexts have no order, so there is no purpose for request Interceptors to have an order. IOR Interceptors are concerned with tagged components. Tagged components also have no order, so there is no purpose for IOR Interceptors to have an order.

Registration code should avoid using the ORB; that is, calling **ORB_init** with the provided **orb_id**. Since registration occurs during ORB initialization, results of invocations on this ORB while it is in this state are undefined.

The **ORBInitInfo** object is only valid during **ORB_init**. If a service keeps a reference to its **ORBInitInfo** object and tries to use it after **ORB_init** returns, the object no longer exists and an **OBJECT_NOT_EXIST** exception shall be raised.

16.10 Dynamic Initial References

There are a set number of objects that a call to **ORB::resolve_initial_references** is able to return. However, vendors and applications may wish to add additional initial references. The lifecycle of these additional references coincides with the lifecycle of the ORB.

16.10.1 register_initial_reference

An operation is available in the ORB interface:

```
void register_initial_reference (in ObjectId id, in Object obj)  
    raises (InvalidName);
```

If this operation is called with an id, “Y”, and an object, YY, then a subsequent call to **ORB::resolve_initial_references (“Y”)** will return object YY.

This operation can be used to replace the object reference corresponding to any of the OMG specified Ids. For example:

```
register_initial_reference (“NameService”, Z)
```

will cause Z to be substituted as the object reference that will be used to get to the Name Service instead of the ORB vendor supplied built in Name Service. This facility should be used with care since substitution of certain OMG specified ids is unlikely to work at all.

Implementations are allowed to restrict substitutability of references corresponding to the following **ObjectIds**:

RootPOA, POACurrent, DynAnyFactory, ORBPolicyManager, PolicyCurrent, CodecFactory, and PICurrent

When substitutability is restricted it shall be clearly documented. **InvalidName** exception is raised when any of these restricted **ObjectIds** are passed in as a parameter to **resolve_initial_reference**.

InvalidName is raised if this operation is called with an empty string id.

- this operation is called with an empty string id; or
- this operation is called with an id that is already registered, including the default names defined by OMG.

If the **Object** parameter is null, **BAD_PARAM** will be raised with a standard minor code of 27.

Parameter(s)

- **id**
The ID by which the initial reference will be known.
- **obj**
The initial reference itself.

See also `register_initial_reference` on page 402.

16.11 Module Dynamic

In order to keep the portable Interceptor IDL from becoming PIDL, we provide IDL types that correspond to PIDL types for that subset of PIDL that the portable Interceptors use. We have chosen to place these new types in a module called **Dynamic** since it is the dynamic interface sub clauses that define the PIDL that the portable Interceptors use.

16.11.1 NVList PIDL Represented by ParameterList IDL

```
struct Parameter {
    any argument;
    CORBA::ParameterMode mode;
};
typedef sequence<Parameter> ParameterList;
```

16.11.2 ContextList PIDL Represented by ContextList IDL

```
typedef CORBA::StringSeq ContextList;
```

16.11.3 ExceptionList PIDL Represented by ExceptionList IDL

```
typedef sequence<CORBA::TypeCode> ExceptionList;
```

16.11.4 Context PIDL Represented by RequestContext IDL

Context objects are encoded as **sequence<string>**. The strings occur in pairs. The first string in each pair is the context property name and the second string in each pair is the associated value.

```
typedef CORBA::StringSeq RequestContext;
```

16.12 Consolidated IDL

16.12.1 Dynamic

```
// IDL
// File: Dynamic.idl
#ifndef _DYNAMIC_IDL_
#define _DYNAMIC_IDL_

import ::CORBA;
module Dynamic {
    typeprefix Dynamic "omg.org";

    struct Parameter {
        any argument;
        CORBA::ParameterMode mode;
    };
};
```



```

typedef sequence<Parameter> ParameterList;

typedef CORBA::StringSeq ContextList;

typedef sequence<CORBA::TypeCode> ExceptionList;

typedef CORBA::StringSeq RequestContext;
};
#endif _DYNAMIC_IDL_

```

16.12.2 Portions of IOP Relevant to Portable Interceptor

```

import ::CORBA;

module IOP{
  typeprefix IOP "omg.org";
  typedef sequence<IOP::TaggedComponent> TaggedComponentSeq;

  local interface Codec {
    exception InvalidTypeForEncoding {};
    exception FormatMismatch {};
    exception TypeMismatch {};

    CORBA::OctetSeq encode (in any data)
      raises (InvalidTypeForEncoding);
    any decode (in CORBA::OctetSeq data)
      raises (FormatMismatch);
    CORBA::OctetSeq encode_value (in any data)
      raises (InvalidTypeForEncoding);
    any decode_value (
      in CORBA::OctetSeq data,
      in CORBA::TypeCode tc)
      raises (FormatMismatch, TypeMismatch);
  };

  typedef short EncodingFormat;
  const EncodingFormat ENCODING_CDR_ENCAPS = 0;

  struct Encoding {
    EncodingFormat format;
    octet major_version;
    octet minor_version;
  };

  local interface CodecFactory {
    exception UnknownEncoding {};

    Codec create_codec (in Encoding enc) raises (UnknownEncoding);
  };
};

```

16.12.3 PortableInterceptor

```
// IDL
// File: PortableInterceptor.idl
#ifndef _PORTABLE_INTERCEPTOR_IDL_
#define _PORTABLE_INTERCEPTOR_IDL_

import ::CORBA;
import ::IOP;
import ::Messaging;
import ::Dynamic;

module PortableInterceptor {
    typeprefix PortableInterceptor "omg.org";
    local interface Interceptor {
        readonly attribute string name;
        void destroy();
    };

    exception ForwardRequest {
        Object forward;
    };

    typedef short ReplyStatus;

    // Valid reply_status values:
    const ReplyStatus SUCCESSFUL = 0;
    const ReplyStatus SYSTEM_EXCEPTION = 1;
    const ReplyStatus USER_EXCEPTION = 2;
    const ReplyStatus LOCATION_FORWARD = 3;
    const ReplyStatus TRANSPORT_RETRY = 4;
    const ReplyStatus UNKNOWN = 5;

    typedef unsigned long SlotId;

    exception InvalidSlot {};

    typedef short ProcessingMode;
    const ProcessingMode LOCAL_AND_REMOTE = 0;
    const ProcessingMode REMOTE_ONLY = 1;
    const ProcessingMode LOCAL_ONLY = 2;
    // ProcessingMode Policy (default = LOCAL_AND_REMOTE)

    const CORBA::PolicyType
        PROCESSING_MODE_POLICY_TYPE = 63;

    local interface ProcessingModePolicy : CORBA::Policy {
        readonly attribute ProcessingMode processing_mode;
    };
};
```

```

local interface Current : CORBA::Current {
    any get_slot (in SlotId id) raises (InvalidSlot);
    void set_slot (in SlotId id, in any data) raises (InvalidSlot);
};

local interface RequestInfo {
    readonly attribute unsigned long request_id;
    readonly attribute string operation;
    readonly attribute Dynamic::ParameterList arguments;
    readonly attribute Dynamic::ExceptionList exceptions;
    readonly attribute Dynamic::ContextList contexts;
    readonly attribute Dynamic::RequestContext operation_context;
    readonly attribute any result;
    readonly attribute boolean response_expected;
    readonly attribute Messaging::SyncScope sync_scope;
    readonly attribute ReplyStatus reply_status;
    readonly attribute Object forward_reference;
    any get_slot (in SlotId id) raises (InvalidSlot);
    IOP::ServiceContext get_request_service_context (
        in IOP::ServiceId id);
    IOP::ServiceContext get_reply_service_context (
        in IOP::ServiceId id);
};

local interface ClientRequestInfo : RequestInfo {
    readonly attribute Object target;
    readonly attribute Object effective_target;
    readonly attribute IOP::TaggedProfile effective_profile;
    readonly attribute any received_exception;
    readonly attribute CORBA::RepositoryId received_exception_id;
    IOP::TaggedComponent get_effective_component (
        in IOP::ComponentId id);
    IOP::TaggedComponentSeq get_effective_components (
        in IOP::ComponentId id);
    CORBA::Policy get_request_policy (in CORBA::PolicyType type);
    void add_request_service_context (
        in IOP::ServiceContext service_context,
        in boolean replace);
};

typedef string ServerId ;
typedef string ORBId ;
typedef CORBA::StringSeq AdapterName ;
typedef CORBA::OctetSeq ObjectId;

local interface ServerRequestInfo : RequestInfo {
    readonly attribute any sending_exception;
        readonly attribute ServerId server_id ;
        readonly attribute ORBId orb_id ;
        readonly attribute AdapterName adapter_name ;
    readonly attribute ObjectId object_id;
};

```

```

    readonly attribute CORBA::OctetSeq adapter_id;
    readonly attribute CORBA::RepositoryId
        target_most_derived_interface;
    CORBA::Policy get_server_policy (in CORBA::PolicyType type);
    void set_slot (in SlotId id, in any data) raises (InvalidSlot);
    boolean target_is_a (in CORBA::RepositoryId id);
    void add_reply_service_context (
        in IOP::ServiceContext service_context,
        in boolean replace);
};

local interface ClientRequestInterceptor : Interceptor {
    void send_request (in ClientRequestInfo ri)
        raises (ForwardRequest);
    void send_poll (in ClientRequestInfo ri);
    void receive_reply (in ClientRequestInfo ri);
    void receive_exception (in ClientRequestInfo ri)
        raises (ForwardRequest);
    void receive_other (in ClientRequestInfo ri)
        raises (ForwardRequest);
};

local interface ServerRequestInterceptor : Interceptor {
    void receive_request_service_contexts (in ServerRequestInfo ri)
        raises (ForwardRequest);
    void receive_request (in ServerRequestInfo ri)
        raises (ForwardRequest);
    void send_reply (in ServerRequestInfo ri);
    void send_exception (in ServerRequestInfo ri)
        raises (ForwardRequest);
    void send_other (in ServerRequestInfo ri)
        raises (ForwardRequest);
};

abstract valuetype ObjectReferenceFactory {
    boolean equals( in ObjectReferenceFactory other );
    Object make_object( in string repositoryId, in ObjectId id );
    IOP::TaggedProfileSeq make_profiles(
        in string repository_id,
        in ObjectId id );
};

abstract valuetype ObjectReferenceTemplate :
    ObjectReferenceFactory {
    readonly attribute ServerId server_id ;
    readonly attribute ORBId orb_id ;
    readonly attribute AdapterName adapter_name ;
};

typedef sequence<ObjectReferenceTemplate>
    ObjectReferenceTemplateSeq;

```

```

typedef string AdapterManagerId;

typedef short AdapterState ;

const AdapterState      HOLDING           = 0 ;
const AdapterState      ACTIVE           = 1 ;
const AdapterState      DISCARDING       = 2 ;
const AdapterState      INACTIVE         = 3 ;
const AdapterState      NON_EXISTENT     = 4 ;

local interface IORInfo {
    CORBA::Policy get_effective_policy (in CORBA::PolicyType type);
    void add_ior_component (
        in IOP::TaggedComponent a_component);
    void add_ior_component_to_profile (
        in IOP::TaggedComponent a_component,
        in IOP::ProfileId profile_id);
};

local interface IORInterceptor : Interceptor {
    void establish_components (in IORInfo info);
};

local interface IORInterceptor_3_0 : IORInterceptor {
    void components_established( in IORInfo info ) ;
    void adapter_manager_state_changed(
        in AdapterManagerId id, in AdapterState state ) ;
    void adapter_state_changed(
        in ObjectReferenceTemplateSeq templates,
        in AdapterState state ) ;
};

local interface PolicyFactory {
    CORBA::Policy create_policy (
        in CORBA::PolicyType type,
        in any value)
        raises (CORBA::PolicyError);
};

local interface ORBInitInfo {
    typedef string ObjectId;
    exception DuplicateName {
        string name;
    };
    exception InvalidName {};

    readonly attribute CORBA::StringSeq arguments;
    readonly attribute string orb_id;
    readonly attribute IOP::CodecFactory codec_factory;

    void register_initial_reference (in ObjectId id, in Object obj)

```

```

        raises (InvalidName);
    Object resolve_initial_references (
        in ObjectId id) raises (InvalidName);
    void add_client_request_interceptor (
        in ClientRequestInterceptor interceptor)
        raises (DuplicateName);
    void add_server_request_interceptor (
        in ServerRequestInterceptor interceptor)
        raises (DuplicateName);
    void add_ior_interceptor (in IORInterceptor interceptor)
        raises (DuplicateName);
    SlotId allocate_slot_id ();
    void register_policy_factory (
        in CORBA::PolicyType type,
        in PolicyFactory policy_factory);
};

local interface ORBInitInfo_3_1 : ORBInitInfo {
    void add_client_request_interceptor_with_policy(
        in ClientRequestInterceptor interceptor,
        in CORBA::PolicyList policies)
        raises (DuplicateName, CORBA::PolicyError);
    void add_server_request_interceptor_with_policy(
        in ServerRequestInterceptor interceptor,
        in CORBA::PolicyList policies)
        raises (DuplicateName, CORBA::PolicyError);
    void add_ior_interceptor_with_policy(
        in IORInterceptor interceptor,
        in CORBA::PolicyList policies)
        raises (DuplicateName, CORBA::PolicyError);
};

local interface ORBInitializer {
    void pre_init (in ORBInitInfo info);
    void post_init (in ORBInitInfo info);
};
};
#endif _PORTABLE_INTERCEPTOR_IDL_

```

17 CORBA Messaging

17.1 Overview

This clause covers three general topics: Quality of Service, Asynchronous Method Invocations (including Time-Independent or “Persistent” Requests), and the specification of interoperable Routing interfaces to support the transport of requests asynchronously from the handling of their replies.

Sub clause I - Quality of Service

Messaging requires clients and servers to have the ability to set the required and supported qualities of service with respect to requests. This specification provides generalized APIs through which such qualities are set in clients and servers. In addition, the set of Messaging-related qualities and the rules for reconciling and using these qualities are defined. Finally, the Messaging-specific IOR Profile Component and Service Context are defined for propagation of QoS information.

17.2 Sub clause I - Introduction

This sub clause describes a standard Quality of Service (QoS) framework within which CORBA Services specifications should define their service-specific qualities. In this framework, all QoS settings are interfaces derived from **CORBA::Policy**.

The details of the Policy Management Framework are to be found in the *ORB Interface* clause.

17.3 Messaging Quality of Service

The Messaging module contains the IDL that the programmer uses to define Qualities of Service specific to CORBA messaging.

NOTE: Except where defaults are noted, this specification does not state required default values for the following Qualities of Service. Application code must explicitly set its ORB-level Quality of Service to ensure portability across ORB products.

module Messaging {

```
typedef short RebindMode;  
const RebindMode TRANSPARENT = 0;  
const RebindMode NO_REBIND = 1;  
const RebindMode NO_RECONNECT = 2;
```

```
typedef short SyncScope;  
const SyncScope SYNC_NONE = 0;  
const SyncScope SYNC_WITH_TRANSPORT = 1;  
const SyncScope SYNC_WITH_SERVER = 2;  
const SyncScope SYNC_WITH_TARGET = 3;
```

```
typedef short RoutingType;  
const RoutingType ROUTE_NONE = 0;  
const RoutingType ROUTE_FORWARD = 1;
```

```

const RoutingType ROUTE_STORE_AND_FORWARD =2;

typedef short Priority;

typedef unsigned short Ordering;
const Ordering ORDER_ANY =      0x01;
const Ordering ORDER_TEMPORAL = 0x02;
const Ordering ORDER_PRIORITY = 0x04;
const Ordering ORDER_DEADLINE = 0x08;

// Rebind Policy (default = TRANSPARENT)
const CORBA::PolicyType REBIND_POLICY_TYPE = 23;
local interface RebindPolicy : CORBA::Policy {
    readonly attribute RebindMode    rebind_mode;
};

// Synchronization Policy (default = SYNC_WITH_TRANSPORT)
const CORBA::PolicyType SYNC_SCOPE_POLICY_TYPE = 24;
    local interface SyncScopePolicy : CORBA::Policy {
        readonly attribute SyncScope    synchronization;
};

// Priority Policies
const CORBA::PolicyType REQUEST_PRIORITY_POLICY_TYPE = 25;
struct PriorityRange {
    Priority min;
    Priority max;
};

local interface RequestPriorityPolicy : CORBA::Policy {
    readonly attribute PriorityRange    priority_range;
};

const CORBA::PolicyType REPLY_PRIORITY_POLICY_TYPE = 26;
local interface ReplyPriorityPolicy : CORBA::Policy {
    readonly attribute PriorityRange    priority_range;
};

// Timeout Policies
const CORBA::PolicyType
    REQUEST_START_TIME_POLICY_TYPE = 27;
local interface RequestStartTimePolicy : CORBA::Policy {
    readonly attribute TimeBase::UtcT start_time;
};
const CORBA::PolicyType REQUEST_END_TIME_POLICY_TYPE = 28;
local interface RequestEndTimePolicy : CORBA::Policy {
    readonly attribute TimeBase::UtcT end_time;
};

const CORBA::PolicyType REPLY_START_TIME_POLICY_TYPE = 29;
local interface ReplyStartTimePolicy : CORBA::Policy {

```



```

    readonly attribute TimeBase::UtcT start_time;
};
const CORBA::PolicyType REPLY_END_TIME_POLICY_TYPE = 30;
local interface ReplyEndTimePolicy : CORBA::Policy {
    readonly attribute TimeBase::UtcT end_time;
};

const CORBA::PolicyType
    RELATIVE_REQ_TIMEOUT_POLICY_TYPE = 31;
local interface RelativeRequestTimeoutPolicy : CORBA::Policy {
    readonly attribute TimeBase::TimeT relative_expiry;
};

const CORBA::PolicyType
    RELATIVE_RT_TIMEOUT_POLICY_TYPE = 32;
local interface RelativeRoundtripTimeoutPolicy : CORBA::Policy {
    readonly attribute TimeBase::TimeT relative_expiry;
};

const CORBA::PolicyType ROUTING_POLICY_TYPE = 33;
struct RoutingTypeRange {
    RoutingType min;
    RoutingType max;
};
local interface RoutingPolicy : CORBA::Policy {
    readonly attribute RoutingTypeRange routing_range;
};

const CORBA::PolicyType MAX_HOPS_POLICY_TYPE = 34;
local interface MaxHopsPolicy : CORBA::Policy {
    readonly attribute unsigned short max_hops;
};

// Router Delivery-ordering Policy (default = ORDER_TEMPORAL)
const CORBA::PolicyType QUEUE_ORDER_POLICY_TYPE = 35;
local interface QueueOrderPolicy : CORBA::Policy {
    readonly attribute Ordering          allowed_orders;
};
};

```

17.3.1 Rebind Support

Rebind support discussed in this sub clause refers to the act of rebinding an object reference that has already been bound once. The policies discussed here do not affect the initial binding of an object reference.

17.3.1.1 typedef short RebindMode

Describes the level of transparent rebinding that may occur during the course of an invocation on an Object. Values of type **RebindMode** are used in conjunction with a **RebindPolicy**, as described in interface **RebindPolicy** on page 418. All non-negative values are reserved for use in OMG specifications. Any negative value of **RebindMode** is considered a vendor extension.

- **TRANSPARENT** - allows the ORB to silently handle object-forwarding and necessary reconnection during the course of making a remote request. This is equivalent to the only defined *CORBA* ORB behavior.
- **NO_REBIND** - allows the ORB to silently handle reopening of closed connections while making a remote request, but prevents any transparent object-forwarding that would cause a change in client-visible effective QoS policies. When this policy is in effect, only explicit rebinding (through **CORBA::Object::validate_connection**) is allowed.
- **NO_RECONNECT** - prevents the ORB from silently handling object-forwards or the reopening of closed connections. When this policy is in effect, only explicit rebinding and reconnection (through **CORBA::Object::validate_connection**) is allowed.

17.3.1.2 interface RebindPolicy

This interface is a local object derived from **CORBA::Policy**. It is used to indicate whether the ORB may transparently rebind once successfully *bound* to a target. For GIOP-based protocols an object reference is considered bound once it is in a state where a **LocateRequest** message would result in a **LocateReply** message with status **OBJECT_HERE**. If the effective Policy of this type has a **rebind_mode** value of **TRANSPARENT** (always the default and the only valid value in *CORBA*), the ORB will silently handle any subsequent **LocateReply** messages with **OBJECT_FORWARD** status or Reply messages with **LOCATION_FORWARD** status. The effective policies of other types for this object reference may change from invocation to invocation. If the effective Policy of this type has a **rebind_mode** value of **NO_REBIND**, the ORB will raise a REBIND system exception if any rebind handling would cause a client-visible change in policies. This could happen under the following circumstances:

- The client receives a **LocateReply** message with an **OBJECT_FORWARD** status and a new IOR that has policy requirements incompatible with the effective policies currently in use.
- The client receives a Reply message with **LOCATION_FORWARD** status and a new IOR that has policy requirements incompatible with the effective policies currently in use.

If the effective Policy of this type has a **rebind_mode** value of **NO_RECONNECT**, the ORB will raise a REBIND system exception if any rebind handling would cause a client-visible change in policies, or if a new connection must be opened. This includes the reopening of previously closed connections as well as the opening of new connections if the target address changes (for example, due to a **LOCATION_FORWARD** reply). For connectionless protocols, the meaning of this effective policy must be specified, or it must be defined that **NO_RECONNECT** is an equivalent to **NO_REBIND**. Regardless of the effective **RebindPolicy**, rebind or reconnect can always be explicitly requested through an invocation of **CORBA::Object::validate_connection**. When instances of **RebindPolicy** are created, a value of type **RebindMode** is passed to **CORBA::ORB::create_policy**. This policy is only applicable as a client-side override. When an instance of **RebindPolicy** is propagated within a **PolicyValue** in an **INVOCATION_POLICIES** Service Context, the **pvalue** has value **REBIND_POLICY_TYPE** and the **pvalue** is a CDR encapsulation containing a **RebindMode**.

17.3.2 Synchronization Scope

17.3.2.1 typedef short SyncScope

Describes the level of synchronization for a request with respect to the target. Values of type **SyncScope** are used in conjunction with a **SyncScopePolicy**, as described in interface `SyncScopePolicy` on page 419, to control the behavior of oneway operations. All non-negative values are reserved for use in OMG specifications. Any negative value of **SyncScope** is considered a vendor extension.

- **SYNC_NONE** - equivalent to one allowable interpretation of *CORBA* oneway operations. The ORB returns control to the client (e.g., returns from the method invocation) before passing the request message to the transport protocol. The client is guaranteed not to block. Since no reply is returned from the server, no location-forwarding can be done with this level of synchronization.
- **SYNC_WITH_TRANSPORT** - equivalent to one allowable interpretation of *CORBA* oneway operations. The ORB returns control to the client only after the transport has accepted the request message. This in itself gives no guarantee that the request will be delivered, but in conjunction with knowledge of the characteristics of the transport may provide the client with a useful degree of assurance. For example, for a direct message over TCP, **SYNC_WITH_TRANSPORT** is not a stronger guarantee than **SYNC_NONE**. However, for a store-and-forward transport, this QoS provides a high level of reliability. Since no reply is returned from the server, no location-forwarding can be done with this level of synchronization.
- **SYNC_WITH_SERVER** - the server-side ORB sends a reply before invoking the target implementation. If a reply of **NO_EXCEPTION** is sent, any necessary location-forwarding has already occurred. Upon receipt of this reply, the client-side ORB returns control to the client application. This form of guarantee is useful where the reliability of the network is substantially lower than that of the server. The client blocks until all location-forwarding has been completed. For a server using a POA, the reply would be sent after invoking any `ServantManager`, but before delivering the request to the target `Servant`.
- **SYNC_WITH_TARGET** - equivalent to a synchronous, non-oneway operation in *CORBA*. The server-side ORB shall only send the reply message after the target has completed the invoked operation. Note that any **LOCATION_FORWARD** reply will already have been sent prior to invoking the target and that a **SYSTEM_EXCEPTION** reply may be sent at anytime (depending on the semantics of the exception). Even though it was declared oneway, the operation actually has the behavior of a synchronous operation. This form of synchronization guarantees that the client knows that the target has seen and acted upon a request. As with *CORBA*, only with this highest level of synchronization can the OTS be used. Any operations invoked with lesser synchronization precludes the target from participating in the client's current transaction.

17.3.2.2 interface SyncScopePolicy

This interface is a local object derived from **CORBA::Policy**. It is applied to oneway operations to indicate the synchronization scope with respect to the target of that operation request. It is ignored when any non-oneway operation is invoked. This policy is also applied when the DII is used with a flag of **INV_NO_RESPONSE** since the implementation of the DII is not required to consult an interface definition to determine if an operation is declared oneway. The default value of this Policy is not defined. Applications must explicitly set an ORB-level **SyncScopePolicy** to ensure portability across ORB implementations. When instances of **SyncScopePolicy** are created, a value of type **Messaging::SyncScope** is passed to **CORBA::ORB::create_policy**. This policy is only applicable as a client-side override. The client's **SyncScopePolicy** is propagated within a request in the `RequestHeader`'s **response_flags** as described in GIOP Request Header.

17.3.3 Request and Reply Priority

17.3.3.1 struct PriorityRange

This structure describes a range of priorities. A **PriorityRange** with minimum Priority greater than maximum Priority is invalid.

17.3.3.2 interface RequestPriorityPolicy

This interface is a local object derived from **CORBA::Policy**. It is used to indicate the valid range of priorities, which may be associated with an operation request. This value is used by Routers when the effective **QueueOrderPolicy** has the value **ORDER_PRIORITY**. Higher Priority values indicate a higher priority. When instances of **RequestPriorityPolicy** are created, a value of type **Messaging::PriorityRange** is passed to **CORBA::ORB::create_policy**. An instance of **RequestPriorityPolicy** may be specified when creating a POA (and therefore may be represented in Object references). In addition, an Object reference's **RequestPriorityPolicy** may be overridden by the client. If set on both the client and server, reconciliation is performed by intersecting the server-specified **RequestPriorityPolicy** range with the range of the client's effective override. When an instance of **RequestPriorityPolicy** is propagated within a **PolicyValue** in a **TAG_POLICIES** Profile Component or **INVOCATION_POLICIES** Service Context, the **ptype** has value **REQUEST_PRIORITY_POLICY_TYPE** and the **pvalue** is a CDR encapsulation containing a **Messaging::PriorityRange**.

17.3.3.3 interface ReplyPriorityPolicy

This interface is a local object derived from **CORBA::Policy**. It is used to indicate the valid range of priorities, which may be associated with the reply to an operation request. This value is used by Routers when the effective **QueueOrderPolicy** has the value **ORDER_PRIORITY**. Higher Priority values indicate a higher priority. When instances of **ReplyPriorityPolicy** are created, a value of type **Messaging::PriorityRange** is passed to **CORBA::ORB::create_policy**. An instance of **ReplyPriorityPolicy** may be specified when creating a POA (and therefore may be represented in Object references). In addition, an Object reference's **ReplyPriorityPolicy** may be overridden by the client. If set on both the client and server, reconciliation is performed by intersecting the server-specified **ReplyPriorityPolicy** range with the range of the client's effective override. When an instance of **ReplyPriorityPolicy** is propagated within a **PolicyValue** in a **TAG_POLICIES** Profile Component or **INVOCATION_POLICIES** Service Context, the **ptype** has value **REPLY_PRIORITY_POLICY_TYPE** and the **pvalue** is a CDR encapsulation containing a **Messaging::PriorityRange**.

17.3.4 Request and Reply Timeout

This specification describes the lifetime of requests and replies in terms of the structured type from the CORBA Time Service Specification. This describes time as a 64-bit value, which is the number of 100 nano-seconds from 15 October 1582 00:00, along with inaccuracy and time zone information.

17.3.4.1 interface RequestStartTimePolicy

This interface is a local object derived from **CORBA::Policy**. It is used to indicate the valid start time after which a request may be delivered to its target, and is applied to both synchronous and asynchronous invocations. When instances of **RequestStartTimePolicy** are created, a value of type **TimeBase::UtcT** containing an absolute time is passed to **CORBA::ORB::create_policy**. This policy is only applicable as a client-side override. When an instance of **RequestStartTimePolicy** is propagated within a **PolicyValue** in an **INVOCATION_POLICIES** Service Context, the **ptype** has value **REQUEST_START_TIME_POLICY_TYPE** and the **pvalue** is a CDR encapsulation containing a **TimeBase::UtcT**.

If the effective **RoutingPolicy** is **NONE**, the client ORB shall refrain from transmitting the request to the target until after the specified start time. Otherwise, the client ORB and all but the last hop router are free to transmit the request immediately, and the last hop router shall delay the request until the specified start time.

17.3.4.2 interface RequestEndTimePolicy

This interface is a local object derived from **CORBA::Policy**. It is used to indicate the time after which a request may no longer be delivered to its target. This policy is applied to both synchronous and asynchronous invocations. When instances of **RequestEndTimePolicy** are created, a value of type **TimeBase::UtcT** is containing an absolute time passed to **CORBA::ORB::create_policy**. This policy is only applicable as a client-side override. When an instance of **RequestEndTimePolicy** is propagated within a **PolicyValue** in an **INVOCATION_POLICIES** Service Context, the **ptype** has value **REQUEST_END_TIME_POLICY_TYPE** and the **pvalue** is a CDR encapsulation containing a **TimeBase::UtcT**.

The client ORB, all routers and the target ORB shall check to see if the end time specified in the **RequestEndTimePolicy** associated with a request has expired and the request is yet to be delivered to the target. If so, it shall discard the request and return the system exception **TIMEOUT** with standard minor code 2.

17.3.4.3 interface ReplyStartTimePolicy

This interface is a local object derived from **CORBA::Policy**. It is used to indicate the valid start time after which a reply may be delivered to the client. This policy is applied to both synchronous and asynchronous invocations. When instances of **ReplyStartTimePolicy** are created, a value of type **TimeBase::UtcT** containing an absolute time is passed to **CORBA::ORB::create_policy**. This policy is only applicable as a client-side override. When an instance of **ReplyStartTimePolicy** is propagated within a **PolicyValue** in an **INVOCATION_POLICIES** Service Context, the **ptype** has value **REPLY_START_TIME_POLICY_TYPE** and the **pvalue** is a CDR encapsulation containing a **TimeBase::UtcT**.

If the **RoutePolicy** is **ROUTE_NONE**, the client ORB shall delay delivering the reply until the start time has been reached. Otherwise, the target ORB and all but the last hop router are free to transmit the reply immediately, and the last hop router shall delay transmission of the reply to the client until the start time has been reached.

17.3.4.4 interface ReplyEndTimePolicy

This interface is a local object derived from **CORBA::Policy**. It is used to indicate the time after which a reply may no longer be obtained or returned to the client. This policy is applied to both synchronous and asynchronous invocations. When instances of **ReplyEndTimePolicy** are created, a value of type **TimeBase::UtcT** containing an absolute time is passed to **CORBA::ORB::create_policy**. This policy is only applicable as a client-side override. When an instance of **ReplyEndTimePolicy** is propagated within a **PolicyValue** in an **INVOCATION_POLICIES** Service Context, the **ptype** has value **REPLY_END_TIME_POLICY_TYPE** and the **pvalue** is a CDR encapsulation containing a **TimeBase::UtcT**.

The client ORB, all routers and the target ORB shall check to see if the end time specified in the **ReplyEndTimePolicy** associated with a request has expired and a reply has not yet been delivered to the client. If so, it shall discard the reply and return the system exception **TIMEOUT** with standard minor code 3.

17.3.4.5 interface RelativeRequestTimeoutPolicy

This interface is a local object derived from **CORBA::Policy**. It is used to indicate the relative amount of time for which a Request may be delivered. After this amount of time the Request is cancelled. This policy is applied to both synchronous and asynchronous invocations. If asynchronous invocation is used, this policy only limits the amount of time during which the request may be processed. Assuming the request completes within the specified timeout, the reply will

never be discarded due to timeout. When instances of **RelativeRequestTimeoutPolicy** are created, a value of type **TimeBase::TimeT** containing a relative time is passed to **CORBA::ORB::create_policy**. This policy is only applicable as a client-side override. When an instance of **RelativeRequestTimeoutPolicy** is propagated within a **PolicyValue** in an **INVOCATION_POLICIES** Service Context, the **ptype** has value **REQUEST_END_TIME_POLICY_TYPE** and the **pvalue** is a CDR encapsulation containing the **relative_expiry** converted into a **TimeBase::UtcT** end time (as in the case of **RequestEndTimePolicy**).

Since a **RelativeRequestTimeoutPolicy** is converted to a **RequestEndTimePolicy** before transmitting the request to the target ORB, see interface **RequestEndTimePolicy** on page 421 for the required behavior of an ORB or router when the timeout expires.

17.3.4.6 interface **RelativeRoundtripTimeoutPolicy**

This interface is a local object derived from **CORBA::Policy**. It is used to indicate the relative amount of time for which a Request or its corresponding Reply may be delivered. After this amount of time, the Request is cancelled (if a response has not yet been received from the target) or the Reply is discarded (if the Request had already been delivered and a Reply returned from the target). This policy is applied to both synchronous and asynchronous invocations.

When instances of **RelativeRoundtripTimeoutPolicy** are created, a value of type **TimeBase::TimeT** containing a relative time is passed to **CORBA::ORB::create_policy**. This policy is only applicable as a client-side override. When an instance of **RelativeRoundtripTimeoutPolicy** is propagated within a **PolicyValue** in an **INVOCATION_POLICIES** Service Context, the **ptype** has value **REPLY_END_TIME_POLICY_TYPE** and the **pvalue** is a CDR encapsulation containing the **relative_expiry** converted into a **TimeBase::UtcT** end time (as in the case of **ReplyEndTimePolicy**).

Since a **RelativeRoundtripTimeoutPolicy** is converted to a **ReplyEndTimePolicy** before transmitting the request to the target ORB, see interface **ReplyEndTimePolicy** on page 421 for the required behavior of an ORB or router when the timeout expires.

17.3.5 Routing

17.3.5.1 typedef short **RoutingType**

Describes the type of Routing to be used for invocations on an Object reference. Values of type **RoutingType** are used in conjunction with a **RoutingPolicy** as described in interface **RoutingPolicy** on page 423. All non-negative values are reserved for use in OMG specifications. Any negative value of **RoutingType** is considered a vendor extension.

- **ROUTE_NONE** - Synchronous or Deferred Synchronous delivery is used. No Routers will be used to aid in the delivery of the request.
- **ROUTE_FORWARD** - Asynchronous delivery is used. The request is made through the use of a Router and not delivered directly to the target by the client ORB.
- **ROUTE_STORE_AND_FORWARD** - Asynchronous TII is used. The request is made through the use of a Router that persistently stores the request before attempting delivery.

17.3.5.2 struct **RoutingTypeRange**

This structure describes a range of routing types. A **RoutingTypeRange** with minimum **RoutingType** greater than maximum **RoutingType** is invalid.

17.3.5.3 interface RoutingPolicy

This interface is a local object derived from **CORBA::Policy**. It is used to indicate whether or not the ORB must ensure delivery of a request through the use of queueing. If the effective Policy of this type has a **RoutingTypeRange** with min value of **ROUTE_FORWARD** or **ROUTE_STORE_AND_FORWARD**, the interoperable Routing protocol described in *III - Introduction on page 460* is used. This policy does not apply to synchronous invocations. If, for example, the min is **ROUTE_NONE** and the max is **ROUTE_FORWARD**, the Routing protocol will normally be used but a direct connection may be used if available. When instances of **RoutingPolicy** are created, a value of type **RoutingTypeRange** is passed to **CORBA::ORB::create_policy**. An instance of **RoutingPolicy** may be specified when creating a POA (and therefore may be represented in Object references). In addition, a POA's **RoutingPolicy** is visible to clients through the Object references it creates, and reconciled with the client's override. If set on both the client and server, reconciliation is performed by intersecting the server-specified **RoutingPolicy** range with the range of the client's effective override. When an instance of **RoutingPolicy** is propagated within a **PolicyValue** in a **TAG_POLICIES** Profile Component or **INVOCATION_POLICIES** Service Context, the **ptype** has value **ROUTING_POLICY_TYPE** and the **pvalue** is a CDR encapsulation containing a **Messaging::RoutingTypeRange**.

17.3.5.4 interface MaxHopsPolicy

This interface is a local object derived from **CORBA::Policy**. It is used to indicate the maximum number of routing hops that can occur when routing a request from the client to the target. When instances of **MaxHopsPolicy** are created, a value of type unsigned short is passed to **CORBA::ORB::create_policy**. This policy is only applicable as a client-side override. When an instance of **MaxHopsPolicy** is propagated within a **PolicyValue** in an **INVOCATION_POLICIES** Service Context, the **ptype** has value **MAX_HOPS_POLICY_TYPE** and the **pvalue** is a CDR encapsulation containing an **unsigned short**.

17.3.6 Queue Ordering

17.3.6.1 typedef short Ordering

Describes the ordering policy for the consideration of routers that prioritize delivery of requests. Values of type Ordering are used in conjunction with a **QueueOrderPolicy** as described in interface **QueueOrderPolicy** on page 423. This policy is only used if the effective **RoutingType** is at least **ROUTE_FORWARD** (which implies the use of a **Router**). Support for multiple ordering policies is indicated by “or”-ing together individual values in a combined Ordering.

- **ORDER_ANY** - the client doesn't care in what order its requests are processed.
- **ORDER_TEMPORAL** - the client wants to be sure that its requests are processed in the order in which they were issued. **ORDER_TEMPORAL** is the default.
- **ORDER_PRIORITY** - the client wants its requests processed based on the priority assigned in the QoS structure described below.
- **ORDER_DEADLINE** - the client wants its requests ordered so that those whose `time_to_live` is about to expire are moved to the front of the queue.

17.3.6.2 interface QueueOrderPolicy

This interface is a local object derived from **CORBA::Policy**. It is used to indicate the basis upon which a Router orders delivery of requests. When instances of **QueueOrderPolicy** are created, a value of type **Messaging::Ordering** is passed to **CORBA::ORB::create_policy**. This specified **Ordering** value can be the result of “or”-ing together individual orderings. An instance of **QueueOrderPolicy** may be specified when creating a POA (and therefore may be represented in Object references). In addition, an Object reference's **QueueOrderPolicy** may be overridden by the

client. If set on both the client and server, reconciliation is performed by intersecting the server-specified list of supported Ordering values with the list of values in the client's effective override. When an instance of **QueueOrderPolicy** is propagated within a **PolicyValue** in a **TAG_POLICIES** Profile Component or **INVOCATION_POLICIES** Service Context, the **ptype** has value **QUEUE_ORDER_POLICY_TYPE** and the **pvalue** is a CDR encapsulation containing a **Messaging::Ordering**.

17.4 Propagation of Messaging QoS

This sub clause defines the profile Component through which QoS requirements are expressed in an object reference, and the Service Context through which QoS requirements are expressed as part of a GIOP request.

```

module Messaging {
    typedef CORBA::OctetSeq PolicyData;
    struct PolicyValue {
        CORBA::PolicyType      ptype;
        PolicyData              pvalue;
    };
    typedef sequence<PolicyValue> PolicyValueSeq;

    const IOP::ComponentId TAG_POLICIES = 2;
    const IOP::ServiceId INVOCATION_POLICIES = 7;
};

```

17.4.1 Structures

PolicyValue

This structure contains the value corresponding to a Policy of the **PolicyType** indicated by its **ptype**. This representation allows the compact transmission of QoS policies within IORs and Service Contexts. The format of **pvalue** for each type is given in the specification of that Policy.

17.4.2 Messaging QoS Profile Component

A new **IOP::TaggedComponent** is defined for transmission of QoS policies within interoperable Object References. The body of this Component is a CDR encapsulation containing a **Messaging::PolicyValueSeq**. When creating Object references, Portable Object Adapters may encode the relevant policies with which it was created in this **TaggedComponent**. POA Policies that are exported in this way are clearly noted as *client-exposed* in their definitions. These policies are reconciled with the effective client-side override when clients invokes operations on that reference. For example, if a POA is created with a **RequestPriorityPolicy** with minimum value 0 and maximum value 10, all Object references created by that POA will have that default **RequestPriorityPolicy** encoded in their IOR. Furthermore, if a client sets an overriding **RequestPriorityPolicy** with both minimum and maximum of 5 (the client requires its requests to have a priority of value 5), the ORB will reconcile the effective Policy for any invocations on this Object reference to have a priority of 5 (since this value is within the range of priorities allowed by the target). On the other hand, if the client set an override with minimum value of 11, any invocation attempts would raise the system exception **INV_POLICY**.

17.4.3 Messaging QoS Service Context

A new **IOP::ServiceContext** is defined for transmission of QoS policies within GIOP requests and replies. The body of this Context is a CDR encapsulation containing a **Messaging::PolicyValueSeq**.

Sub clause II - Messaging Programming Model

17.5 Sub clause II - Introduction

Asynchronous Method Invocations allow clients to make non-blocking requests on a target. The AMI is treated as a client-side language mapping issue only. In most cases, server-side implementations are not required to change as from the server-side programmer's point of view all invocations can be treated identically regardless of their synchronicity characteristics. In certain situations, such as with transactional servers, the asynchrony of a client does matter and requires server-side changes if expected to handle transactional asynchronous requests. This specific issue is addressed in Annex B, Transaction Service on page 489.

Clients may, at any time, make either asynchronous or synchronous requests on the target. Two models of asynchronous requests are supported: callback and polling. In the *callback* model, the client passes a reference to a reply handler (a client-side CORBA object implementation that handles the reply for a client request), in addition to the normal parameters needed by the request. The reply handler interface defines operations to receive the results of that request (including **inout** and **out** values and possible exceptions). The **ReplyHandler** is a normal CORBA object that is implemented by the programmer as with any object implementation. In the polling model, the client makes the request passing in all the parameters needed for the invocation, and is returned a Poller object that can be queried to obtain the results of the invocation. This Poller is an instance of a valuetype.

AMI may be used in single- and multi-threaded applications. AMI calls may have any legal return type, parameters, and contexts. AMI operations do not raise user exceptions. Rather, user exceptions are passed to the implemented type-specific **ReplyHandler** or returned from the type-specific Poller. If an AMI operation raises a system exception with a completion status of **COMPLETED_NO**, the request has not been made. This clearly distinguishes exceptions raised by the server (which are returned via the **ReplyHandler** or Poller) from local exceptions that caused the AMI to fail.

This sub clause focuses entirely on the static (typed) asynchronous invocations that are based on the interface that is the target of the operation. This sub clause describes the mapping for the generated asynchronous method signatures. It also describes the generated reply handlers that are passed to those async methods when the callback model is used, and the generated poller values that are returned from those async methods when the polling model is used. The AMI mapping contains an IDL to "implied-IDL" mapping, which defines the new operations and interfaces required to perform asynchronous invocations and obtain the replies to these requests. The new interfaces and values defined in this implied-IDL are considered to be real IDL since they can correspond to entries in the Interface Repository and have behavior consistent with all other definitions in IDL. In several cases, this implied-IDL adds new operations to existing interfaces. These new asynchronous stub interfaces are not considered to be real IDL in that they do not correspond to entries in the Interface Repository. The distinction between these types of implied-IDL is made clear in the rest of this sub clause. In general, the implied-IDL is used to avoid explicitly mapping the AMI API to each of the currently supported languages.

When a messaging-enabled IDL code generator is run on an interface, the following is performed in addition to the processing specified in *CORBA*:

- A Servant mapping is generated for a type-specific **ReplyHandler** from which the client application derives its **ReplyHandler** implementation. No type-specific **ReplyHandler** stubs need be generated, but their absence is not a requirement. The Servant base is generated as if from an IDL interface with a definition as specified in Type-Specific ReplyHandler Mapping on page 432.

- A type-specific **Poller valuetype** is generated. The implementation of this **Poller** is provided by the messaging-aware ORB. The language-specific generated code corresponds to a **valuetype** as if it were defined in IDL as specified in Type-Specific Poller Mapping on page 436.
- Asynchronous request operations are generated with signatures exactly as if the operations were declared on the original interface. The implied-IDL signature of these operations is specified in Async Operation Mapping on page 427. The implied-IDL is used entirely so that each individual supported language mapping need not be given for the asynchronous request operations.

NOTE: These implied-IDL operations are not intended to be seen by the Object implementation and are not implemented by the Servant. They are purely a client-side construct for describing the operation signatures for generated code.

- Furthermore, these operations are not part of the interfaces **CORBA::InterfaceDef** and do not correspond to synchronous operations. The generated code for these operations interacts with a messaging-aware ORB in ways outside of the scope of this sub clause. The mechanism of this interaction is specified for interoperability purposes in Message Routing on page 455. An application programmer need not be aware of this mechanism.

17.6 Running Example

A running example is used throughout this sub clause to clarify the generation of the new typed asynchronous invocation stubs, the new reply handling interfaces for receiving callback responses, and the new poller values for querying the status of an outstanding request. The example features a simple stock portfolio manager interface. Most importantly, the interface includes operations that cover all cases of operation signature:

- attributes
- in arguments
- inout arguments
- out arguments
- return values
- user exceptions

Operations declared oneway are not mapped to asynchronous invocation stubs because they are already asynchronous in nature.

// Original IDL

```
exception InvalidStock { string sym; };
```

```
interface StockManager {
  attribute string stock_exchange_name;

  boolean add_stock(in string symbol, in double quote);
  void edit_stock(in string symbol, in double new_quote)
  raises(InvalidStock);
  void remove_stock(in string symbol, out double quote)
  raises(InvalidStock);

  boolean find_closest_symbol(inout string symbol);
}
```

```
double get_quote(in string symbol) raises(InvalidStock);
};
```

17.7 Async Operation Mapping

For each operation in an interface, corresponding callback and polling asynchronous method signatures are generated. Note that no callback and polling asynchronous method signatures are generated for any operations or attributes of abstract interfaces.

Even though vanilla oneway operations have no associated reply, under certain circumstance, like for **SyncScope** value of **SYNC_TARGET** or **SYNC_SERVER**, it may be useful and necessary to receive a reply (either normal or exceptional). The **sendc_** and **sendp_** operations therefore need to be created for oneway operations too.

Note that for other **SyncScopes** (**SYNC_NONE** and **SYNC_TRANSPORT**), invocations of **sendc_** oneway operations should result in an immediate callback, and invocations of **sendp_** oneway operations should result in a poll becoming immediately ready.

Due to the way in which identifier names are generated in the implied IDL, in order to avoid name clashes, any IDL that is meant to be used with Asynchronous Messaging must not contain any identifiers that have the string “AMI_” as a prefix.

These signatures are described in implied-IDL, which is used to generate language-specific operation signatures. The implementation of these methods must generate a method invocation as described in Message Routing on page 455. Note that these generated operations are not included in the interface’s definition (**CORBA::InterfaceDef**). These operations do not raise user exceptions. Just as with the currently specified **CORBA::Request::send operation**, they can (but are not required to) raise system exceptions. For explanatory purposes, the sub clauses below show the Callback and Polling implied-IDL in separate pieces. Logically, the IDL compiler deals with async as if the IDL included all three pieces: the original IDL and the implied IDL for both async models.

17.7.1 Callback Model Signatures (sendc)

When the callback model is used, the client supplies a reply handler when making the asynchronous invocation. The interface’s operations and attributes are mapped to implied-IDL operations with names prefixed by “**sendc_**”. If this implied-IDL operation name conflicts with existing operations on the interface or any of the interface’s base interfaces, “**ami_**” strings are inserted between “**sendc_**” and the original operation name until the implied-IDL operation name is unique.

17.7.1.1 Implied-IDL for Operations

The signature of the implied-IDL for a given IDL operation is:

- void return type, followed by;
- **sendc_<opName>** where **opName** is the name of the operation.

The async callback version takes the following arguments in order:

- An object reference to a type-specific **ReplyHandler** as described in Type-Specific ReplyHandler Mapping on page 432, with the parameter name **ami_handler**. If a nil **ReplyHandler** reference is specified when this operation is invoked, no response will be returned for this invocation. A system exception may be raised by the ORB during evaluation of the request, but once **sendc** returns, no further results of the operation will be made available. This is equivalent to setting the **CORBA::INV_NO_RESPONSE** flag when making a DII deferred request.

- Each of the **in** and **inout** arguments in the order that they appeared in the operation's declaration in IDL, all with a parameter attribute of **in** and with the type specifier and parameter name of the original argument.
- **out** arguments are ignored (i.e., are not part of the async signature).

The implied-IDL operation signature has a context expression identical to the one from the original operation (if any is present).

17.7.1.2 Implied-IDL for Attributes

The signature of the implied-IDL for the callback model getter and setter operations corresponding to an interface's attribute is as follows.

- Setter operations are only generated for attributes that are not defined **readonly**
- void return type, followed by the operation name, which to distinguish between the getter and setter operations for the attribute is given by either:
 - **sendc_get_<attributeName>** for reading the attribute value, where **attributeName** is the name of the attribute, or
 - **sendc_set_<attributeName>** for setting the attribute value, where **attributeName** is the name of the attribute that is not defined **readonly**.

The callback implied-IDL operations take the following arguments in order:

- An object reference of a type-specific **ReplyHandler** as described in Section 17.9, Type-Specific ReplyHandler Mapping, on page 432, with the parameter name **ami_handler**.
- The additional arguments for asynchronous implied-IDL operations for **attributes** are as follows:
 - For the attribute's generated **get** operation, there are no additional arguments.
 - For the attribute's generated **set** operation, there is one additional argument, in **<attrType> attr_<attributeName>**, where **attrType** is the type of the attribute, and **attributeName** is the name of that attribute. The **set** operation is only generated for attributes that are not defined **readonly**.

17.7.1.3 Example

The following implied-IDL is generated from the interface definitions used in the running example:

```
// AMI implied-IDL including callback operations
// for original example IDL defined in Section 17.6

exception InvalidStock { string sym; };

interface AMI_StockManagerHandler;

interface StockManager {

    // Original operation Declarations
    attribute string stock_exchange_name;
    boolean    add_stock(in string symbol, in double quote);
    void       edit_stock(in string symbol, in double new_quote)
              raises(InvalidStock);
    void       remove_stock(in string symbol, out double quote)
```

```

        raises(InvalidStock);
    boolean    find_closest_symbol(inout string symbol);
    double get_quote(in string symbol) raises(InvalidStock);

// Async Callback operation Declarations
void sendc_get_stock_exchange_name(
    in AMI_StockManagerHandler ami_handler);
void sendc_set_stock_exchange_name(
    in AMI_StockManagerHandler ami_handler,
    in string attr_stock_exchange_name);

void    sendc_add_stock(
    in AMI_StockManagerHandler ami_handler, in string symbol,
    in double quote);
void    sendc_edit_stock(
    in AMI_StockManagerHandler ami_handler,
    in string symbol, in double new_quote);
void    sendc_remove_stock(
    in AMI_StockManagerHandler ami_handler,
    in string symbol);
void    sendc_find_closest_symbol(
    in AMI_StockManagerHandler ami_handler,
    in string symbol);
void    sendc_get_quote(
    in AMI_StockManagerHandler ami_handler,
    in string symbol);
};

```

17.7.2 Polling Model Signatures (sendp)

When the polling model is used, the client is returned a queryable poller when making the asynchronous invocation. The interface's operations and attributes are mapped to implied-IDL operations with names prefixed by **sendp_**. If this implied-IDL operation name conflicts with existing operations on the interface or any of the interface's base interfaces, **ami_** strings are inserted between **sendp_** and the original operation name until the implied-IDL operation name is unique.

17.7.2.1 Implied-IDL for Operations

The signature of the implied-IDL for a given IDL operation is:

- A type-specific Poller return type as described in Type-Specific Poller Mapping on page 436, followed by **sendp_<opName>** where **opName** is the name of the operation.

The async polling version takes the following parameters in order:

- Each of the **in** and **inout** arguments in the order that they appeared in the operation's declaration in IDL, all with a parameter attribute of **in** and with the type specifier and parameter name of the original argument.
- **out** arguments are ignored (i.e., are not part of the async signature).

The implied-IDL operation signature has a context expression identical to the one from the original operation (if any is present).

17.7.2.2 Implied-IDL for Attributes

The signature of the implied-IDL for the polling model getter and setter operations corresponding to an interface's attribute is as follows:

- Setter operations are only generated for attributes that are not defined readonly.
- A type-specific Poller return type as described in *Type-Specific Poller Mapping on page 436*, followed by the operation name, which to distinguish between the getter and setter operations for the attribute is given by either:
 - **sendp_get_<attributeName>** for reading the attribute value, where **attributeName** is the name of the attribute, or
 - **sendp_set_<attributeName>** for setting the attribute value, where **attributeName** is the name of the attribute that is not defined readonly.
- Asynchronous implied-IDL operations for attributes have argument lists as follows:
 - For the attribute's generated **get** operation, there are no arguments.
 - For the attribute's generated **set** operation, there is one argument, in **<attrType> attr_<attributeName>**, where **attrType** is the type of the attribute, and **attributeName** is the name of that attribute. The **set** operation is only generated for attributes that are not defined readonly.

17.7.2.3 Example

The following implied-IDL is generated from the interface definitions used in the running example:

```
// AMI implied-IDL including polling operations
// for original example IDL defined in Section 17.6
exception InvalidStock { string sym; };

valuetype AMI_StockManagerPoller;

interface StockManager {
    // Original operation Declarations
    attribute string stock_exchange_name;
    boolean    add_stock(in string symbol, in double quote);
    void       edit_stock(in string symbol, in double new_quote)
        raises(InvalidStock);
    void       remove_stock(in string symbol, out double quote)
        raises(InvalidStock);
    boolean    find_closest_symbol(inout string symbol);
    double get_quote(in string symbol) raises(InvalidStock);

    // Async Polling operation Declarations
    AMI_StockManagerPoller sendp_get_stock_exchange_name();
    AMI_StockManagerPoller sendp_set_stock_exchange_name(
        in string attr_stock_exchange_name);
    AMI_StockManagerPoller sendp_add_stock(
        in string symbol,
        in double quote);
    AMI_StockManagerPoller sendp_edit_stock(
        in string symbol, in double new_quote);
    AMI_StockManagerPoller sendp_remove_stock(
```

```

        in string symbol);
AMI_StockManagerPoller sendp_find_closest_symbol(
        in string symbol);
AMI_StockManagerPoller sendp_get_quote(
        in string symbol);
};

```

17.8 Exception Delivery in the Callback Model

The **ReplyHandler** interface is expressed in IDL and thus cannot have operations that take exceptions as arguments. Furthermore, the most natural way for a **ReplyHandler** to deal with exceptions is by invoking some operation that raises exceptions, not through inspecting operation parameters. Therefore, exception replies are propagated to the **ReplyHandler** in the form of a type-specific **Messaging::ExceptionHolder valuetype** instance that contains the marshaled exception as its state and has **raise_exception** and **raise_exception_with_list** operations for raising the encapsulated exception.

17.8.1 Messaging::ExceptionHolder valuetype

The **Messaging::ExceptionHolder** valuetype encapsulates the exception data and enough information to turn that data back into a raised exception.

```

// IDL
module Messaging {

    // ... all the other stuff

    typedef CORBA::OctetSeq_marshaledException;
    native UserExceptionBase;
    valuetype ExceptionHolder {
        void raise_exception() raises (UserExceptionBase);
        void raise_exception_with_list(
            in CORBA::ExceptionList    exc_list
        ) raises (UserExceptionBase);
        private boolean is_system_exception;
        private boolean byte_order;
        private_marshaledException_marshaled_exception;
    };
};

```

- **raise_exception()** - This method is used by applications to raise exception from the encapsulated **marshaled_exception** member.
- **raise_exception_with_list()** - If **is_system_exception** is true, this function is same as **raise_exception()**. Otherwise, this method raises an exception from the **marshaled_exception** using an application provided user exception list. It is useful and should only be used when the given exception holder is not from a skeleton reply handler's **xxx_except()** method. For instance, it is from a DSI reply handler servant or from another ORB runtime. In these cases, the exception holder may not have an internal user exception list available.

- **UserExceptionBase** - Language mapping of this native type should allow any user exception to be raised from this method. For instance, it is mapped to `CORBA::UserException` in C++ and to `org.omg.CORBA.UserException` in java. As usual, system exceptions do not need to be in the raises clause for raising them from this method.

17.9 Type-Specific ReplyHandler Mapping

For each interface, a type-specific reply handler is generated by the IDL compiler. The client application implements and registers a reply handler with each asynchronous request and receives a callback when the reply is returned for that request. The interface name of the type-specific handler is **AMI_<ifaceName>Handler**, where **ifaceName** is the original unqualified interface name. If the interface **ifaceName** derives from some other IDL interface **baseName**, then the handler for **ifaceName** is derived from **AMI_<baseName>**, but if it does not, then it is derived from the generic **Messaging::ReplyHandler**. If the interface name **AMI_<ifaceName>Handler** conflicts with an existing identifier, uniqueness is obtained by inserting additional “AMI_” prefixes before the **ifaceName** until the generated identifier is unique.

When invoking an async operation, the client first generates an object reference for its **ReplyHandler** and then associates it with the request by passing the reference as an argument to the operation. The reply will be targeted to that **ReplyHandler**. So that a single **ReplyHandler** servant instance can be supplied to multiple requests, the client can assign unique **ObjectIds** for each request if the application code needs to distinguish between each of these requests at a later time. Most commonly, the application needs to access information from the calling scope while in the scope of the callback. That information can be associated with the **ReplyHandler**'s **ObjectId** by the client application at the time of invocation. Obtaining the **ReplyHandler**'s **ObjectId** within the callback implementation allows that implementation to obtain any information previously associated with the original request. Since the assignment and accessing of these **ObjectIds** is fully supported within the Portable Object Adapter defined in *CORBA*, there is no need to specify the notion of unique request ids in this document.

The **ReplyHandler** object reference will be serviced by a servant running under a POA with a particular set of POA policies. These policies are not affected by the fact that it is a **ReplyHandler**, so these Policy values have the same considerations as with any server. The POA **LifeSpanPolicy** will probably be affected depending on whether or not TII is used:

- If TII is not used, the **LifeSpanPolicy** can be either **PERSISTENT** or **TRANSIENT**, depending on the implementation. **LifeSpanPolicy** would likely be **PERSISTENT** if the same **ReplyHandler** implementation is used for replies from multiple clients. It could be **TRANSIENT** if the programmer creates the **ReplyHandler** object reference in the same process as that of the async invocation and wants the **ReplyHandler** object reference to become invalid when the creating POA terminates. In this case, replies are discarded by the ORB once the client terminates.
- If TII is used, **LifeSpanPolicy** of **PERSISTENT** is almost required since TII means that the **ReplyHandler** can validly be located in a process that can be different than the process of the original client. It is possible for **LifeSpanPolicy** to be **TRANSIENT**, but this would be a rare usage in which the original client obtains the **ReplyHandler** reference from a process other than itself. This usage would allow a **ReplyHandler** to be in effect only for the life of that other process, supporting a rather limited form of TII.

17.9.1 ReplyHandler Operations for NO_EXCEPTION Replies

For each operation declared in the interface, an operation with the following signature is defined on the generated reply handler:

- return type void, followed by
- the name of the operation, followed by

- arguments in order (all “in” parameters).
 - If the original operation has a return value, the type returned by the operation declared in IDL with parameter named **ami_return_val**.
 - Each inout/out **type** name and **argument** name as they were declared in IDL.

These operations do not raise any exceptions because they are never invoked by a client and have no client to respond to such an exception. Only a system exception could be raised by such operations, and only with the effect of causing a transaction to roll back. See Annex B, Changes to Current OTS Behavior on page 489 for a discussion of the Unshared Transaction model in which a **ReplyHandler** may be invoked as part of a transaction.

For an attribute with the name “attributeName,” the following operations are generated on the reply handler: return type void, followed by **get_<attributeName>** for the getter (or **set_<attributeName>** for the setter operation if the attribute is not defined to be readonly). For the “get” operation, there is one argument (the setter callback operation takes no arguments): **in <attrType> ami_return_val** where the attribute of name **ami_return_val** is of type **attrType**.

There are two cases where the above mapping results in an operation with no parameters. The first is for an operation with no return value and either with no parameters or with only **in** parameters. The second is the mapping of a setter on an attribute. In these cases, it is worth noting that the only meaning that can be associated with the operation is that the AMI operation completed successfully. This is significant information, essentially an acknowledgment of completion.

17.9.2 ReplyHandler Operations for Exceptional Replies

If the AMI didn’t succeed at the target, the exception is delivered via the generated **_except ReplyHandler** operation corresponding to the operation originally invoked. This sub clause describes the implied-IDL rules for generating these operations on the **ReplyHandler**.

For each operation, **operName**, on the original interface named **ifaceName**, an operation with the following signature is generated on the type-specific **ReplyHandler**:

```
void <operName>_except(
    in Messaging::ExceptionHolder excep_holder);
```

For each attribute, **attrName**, on the original interface named **ifaceName**, an operation with the following signature is generated on the type-specific **ReplyHandler**:

```
void get_<attrName>_except(
    in Messaging::ExceptionHolder excep_holder);
```

For each non-**readonly** attribute, **attrName**, on the original interface named **ifaceName**, an operation with the following signature is generated on the type-specific **ReplyHandler**:

```
void set_<attrName>_except(
    in Messaging::ExceptionHolder excep_holder);
```

If the name generated by the method described above clashes with a name that already exists in the interface, “_ami” strings are inserted immediately preceding the “_except” repeatedly, until generated IDL operation name is unique in the interface.

17.9.3 Example

The example IDL causes the generation of the following additional IDL when asynchronous operations are to be used. This IDL is “real” in that the interfaces described here are CORBA objects. However, the generation of stubs for these interfaces is not required, as no client ever invokes these operations remotely in this model. The operations are invoked directly by the messaging-aware ORB when a reply becomes available.

```
// AMI implied-IDL of ReplyHandler
// for original example IDL defined in Section 17.6
interface AMI_StockManagerHandler : Messaging::ReplyHandler {

    void get_stock_exchange_name(
        in string ami_return_val);
    void get_stock_exchange_name_excep(
        in Messaging::ExceptionHolder excep_holder);

    void set_stock_exchange_name();
    void set_stock_exchange_name_excep(
        in Messaging::ExceptionHolder excep_holder);

    void add_stock(
        in boolean ami_return_val);
    void add_stock_excep(
        in Messaging::ExceptionHolder excep_holder);
    void edit_stock();
    void edit_stock_excep(
        in Messaging::ExceptionHolder excep_holder);

    void remove_stock(
        in double quote);
    void remove_stock_excep(
        in Messaging::ExceptionHolder excep_holder);

    void find_closest_symbol(
        in boolean ami_return_val,
        in string symbol);
    void find_closest_symbol_excep(
        in Messaging::ExceptionHolder excep_holder);

    void get_quote(
        in double ami_return_val);
    void get_quote_excep(
        in Messaging::ExceptionHolder excep_holder);
};
```

17.10 Generic Poller Value

The generic base **Poller valuetype** can be queried to obtain the status of a potentially outstanding request. So that it can be registered in a **CORBA::PollableSet**, it derives from the abstract valuetype **CORBA::Pollable**. The inherited **Pollable is_ready** returns the value TRUE if and only if a reply is currently available for the outstanding request. If it

returns the value `FALSE`, the reply has not yet been returned from the target. This operation raises the system exception `OBJECT_NOT_EXIST` with standard minor code 5 if the reply has already been obtained by some client at the time of the query.

The Poller has the following definition:

```
module Messaging {
  abstract valuetype Poller : CORBA::Pollable {
    typeid ::Messaging::Poller "IDL:omg.org/Messaging/Poller:3.1";
    readonly attribute Object      operation_target;
    readonly attribute string      operation_name;

    attribute ReplyHandler        associated_handler;
    readonly attribute boolean     is_from_poller;
  };
};
```

17.10.1 operation_target

The target of the asynchronous invocation is accessible from any Poller.

17.10.2 operation_name

The name of the operation that was invoked asynchronously is accessible from any Poller. The returned string is identical to the operation name from the target interface's `InterfaceDef`.

17.10.3 associated_handler

If the `associated_handler` is set to `nil`, the polling model is used to obtain the reply to the request. If it is non-`nil`, the associated `ReplyHandler` is invoked when a reply becomes available.

Switching between the callback and polling models is supported by this specification. The request must be made using the polling model, and thus a Poller is obtained. Through the attribute `associated_handler`, a `ReplyHandler` may be registered. When the reply is available, the associated `ReplyHandler` will be invoked just as if the callback model had been used to make the original request. By setting the attribute to `nil`, the `ReplyHandler` can be disassociated at any time to allow the client application to resume use of the Polling model. The Poller implementation is responsible for ensuring that in multi-threaded applications, access to the `associated_handler` is multi-thread safe.

17.10.4 is_from_poller

As described below, the type-specific pollers are queried to obtain the reply from an asynchronously invoked operation. If the reply is a system exception, it may be important for the client application to distinguish between an exception raised by the poll itself and an exception that is actually the reply for the asynchronous invocation. The `is_from_poller` attribute returns the value `TRUE` if and only if the poller itself has raised a system exception during the invocation of one of the type specific poller operations. If the exception raised from one of the type specific poller operations is the reply for the asynchronous operation, the value `FALSE` is returned. If the Poller has not yet returned a response to the client, the `BAD_INV_ORDER` system exception with standard minor code 22 is raised.

17.11 Type-Specific Poller Mapping

The polling model requires usage of generated type-specific **Poller valuetypes**. A **valuetype** is used because all operations are locally implemented. The basic generated Poller encapsulates the operations for obtaining replies to an outstanding asynchronous request. A derived **PersistentPoller valuetype** also adds private state that allows the response to be obtained from a client other than the client that made the request. This private state is used by the **PersistentPoller** implementation in conjunction with the messaging-aware ORB.

17.11.1 Basic Type-Specific Poller

For each interface, the IDL compiler generates a type-specific **Poller** value. A **Poller** is created by the ORB for each asynchronous invocation that uses the polling model operations. The name of the basic type-specific **Poller** is **AMI_<ifaceName>Poller**, where **ifaceName** is the unqualified name of the interface for which the **Poller** is being generated. If the interface **ifaceName** derives from one or more IDL interfaces, then the **Poller** is derived from the corresponding **Poller** for each base interface, but if it does not, then it is derived from **Messaging::Poller**. **Poller** valuetypes are declared abstract. If this name conflicts with definitions in the original IDL, additional **AMI_** prefixes are prepended before **<ifaceName>** until a unique valuetype name is generated (such as "**AMI_AMI_FooPoller**" for interface **Foo**).

17.11.1.1 Poller operations for Interface operations

For each operation declared in the interface, a polling operation with the following signature is declared:

1. Return type void followed by
2. The name of the operation, followed by
3. A first parameter that is in unsigned long **ami_timeout** indicating for how many milliseconds this call should wait until the response becomes available. If this timeout expires before a reply is available, the operation raises the system exception **CORBA:TIMEOUT** with standard minor code 1. Any delegated invocations used by the implementation of this polling operation are subject to the single timeout parameter, which supersedes any ORB or thread-level timeout quality of service. Two specific values are of interest:
 - 0 - the call is a non-blocking poll, which raises the exception **CORBA:NO_RESPONSE** with the standard minor code 1 if the reply is not immediately available.
 - 232-1 - the maximum value for unsigned long indicates no timeout should be used. The poll will not return until the reply is available.

The remaining arguments, if any, are in order (all “out” parameters):

1. If the original operation has a return value, the type returned by the operation declared in IDL with parameter named **ami_return_val**.
2. Each inout/out type name and argument name as they were declared in IDL raises (**<exceptionList>**, **CORBA:WrongTransaction** where **exceptionList** contains the original operation raises exceptions, each exception from the original raises clause.
3. In addition, if the deferred synchronous model is being used:
 - the poll raises the **CORBA:WrongTransaction** user exception (if the request has an associated transaction context), and

- the polling thread either has a null transaction context or a non-null transaction context that differs from that of the request.

When a polling call is made, the operation returns in one of the following ways:

1. With the out arguments set - the reply has been returned and future queries will raise the standard exception `OBJECT_NOT_EXIST` with standard minor code 5.
2. By raising the reply's exception - the reply has been returned and future queries will raise the standard exception `OBJECT_NOT_EXIST` with standard minor code 5. The base Poller's `is_from_poller` has a value of `FALSE`.
3. By raising a system exception or `CORBA::WrongTransaction` due to a failure in the polling operation. The base Poller's `is_from_poller` has a value of `TRUE`. Two specific exceptions are worth noting:
 - `TIMEOUT` - If a non-zero timeout value is specified, this system exception is raised with standard minor code 1 to indicate that the specified timeout has expired and the reply has not yet been returned.
 - `NO_RESPONSE` - If a timeout with value 0 is specified, this system exception is raised with standard minor code 1 to indicate that the reply is not available.

17.11.1.2 Poller operations for Interface attributes

For each attribute declared in the interface, a polling operation with the following signature is declared. Setter polling operations are only generated for attributes that are not declared readonly: return type void followed by the name of the generated operation, which to distinguish between the getter and setter operations for an attribute is given by (respectively):

- `get_<attributeName>`, where `attributeName` is the name of the interface's attribute, or
- `set_<attributeName>`, where `attributeName` is the name of the interface's attribute that was not declared readonly.

A first parameter that is in unsigned long `ami_timeout` indicating how many milliseconds this call should wait until the response becomes available. If this timeout expires before a reply is available, the operation raises the system exception `CORBA::TIMEOUT` with the standard minor code 1. Any delegated invocations used by the implementation of this polling operation are subject to the single timeout parameter, which supersedes any ORB or thread-level timeout quality of service. Two specific values are of interest:

- 0 - the call is a non-blocking poll, which raises the exception `CORBA::NO_RESPONSE` with the standard minor code 1 if the reply is not immediately available.
- 232-1 - the maximum value for `unsigned long` indicates no timeout should be used. The poll will not return until the reply is available.

For the getter operation only

An additional argument `out <attrType> ami_return_val` where `attrType` is the type of the attribute.

The `set` operation takes no additional arguments.

Raises (`CORBA::WrongTransaction`) - If the deferred synchronous model is being used, the poll raises the `CORBA::WrongTransaction` user exception if the request has an associated transaction context, and the polling thread either has a null transaction context or a non-null transaction context that differs from that of the request.

When a polling call is made, the operation returns in one of the following ways:

- With the out arguments set - the reply has been returned and future queries will raise the standard exception `OBJECT_NOT_EXIST` with standard minor code 5.
- By raising the reply's exception - the reply has been returned and future queries will raise the standard exception `OBJECT_NOT_EXIST` with standard minor code 5. The base Poller's `is_from_poller` has a value of `FALSE`.
- By raising a system exception or `CORBA::WrongTransaction` due to a failure in the polling operation. The base Poller's `is_from_poller` has a value of `TRUE`. Two specific exceptions are worth noting:
 - `TIMEOUT` - If a non-zero timeout value is specified, this system exception is raised with standard minor code 1 to indicate that the specified timeout has expired and the reply has not yet been returned.
 - `NO_RESPONSE` - If a timeout with value 0 is specified, this system exception is raised with standard minor code 1 to indicate that the reply is not available.

17.11.2 Persistent Type-Specific Poller

When Time-Independent Invocations are made, the reply may be obtained by a different client than the one that made the original request. An instance of persistent poller is returned from such invocations. The `PersistentPoller` contains the state necessary to allow polling to be performed in a client distinct from the one that made the request. This state is used privately by the messaging-aware ORB and is not directly accessible to the application.

The generated `PersistentPoller` `valuetype` is derived from the basic one. It adds no methods, only one piece of private state. For an interface with the unqualified name `ifaceName` the following `PersistentPoller` is generated:

```
valuetype AMI_<ifaceName>PersistentPoller : AMI_<ifaceName>Poller
  private MessageRouting::PersistentRequest outstanding_request;
  private Object target;
  private string op_name;
};
```

Just as with any CORBA `valuetype` this `PersistentPoller` can be passed as an argument to IDL operations and a copy of the `Poller` will be instantiated local to the callee.

17.11.3 Example

The example IDL causes the generation of the following additional IDL when asynchronous polling operations are to be used. This IDL is “real” in that the `valuetypes` described here are normal CORBA `valuetypes`.

```
// AMI implied-IDL of type-specific Poller
// for original example IDL defined in Section 17.6
abstract valuetype AMI_StockManagerPoller : Messaging::Poller {
  void get_stock_exchange_name(
    in unsigned long ami_timeout,
    out string ami_return_val)
    raises (CORBA::WrongTransaction);
  void set_stock_exchange_name(
    in unsigned long ami_timeout)
    raises (CORBA::WrongTransaction);
  void add_stock(
    in unsigned long ami_timeout,
    out boolean ami_return_val)
```

```

        raises (CORBA::WrongTransaction);
void edit_stock(
    in unsigned long ami_timeout)
    raises (InvalidStock, CORBA::WrongTransaction);
void remove_stock(
    in unsigned long ami_timeout,
    out double quote)
    raises (InvalidStock, CORBA::WrongTransaction);
void find_closest_symbol(
    in unsigned long ami_timeout,
    out boolean ami_return_val,
    out string symbol)
    raises (CORBA::WrongTransaction);
void get_quote(
    in unsigned long ami_timeout,
    out double ami_return_val)
    raises (InvalidStock, CORBA::WrongTransaction);
};

valuetype AMI_StockManagerPersistentPoller : AMI_StockManagerPoller{
    private MessageRouting::PersistentRequest request;
    private Object target;
    private string op_name;
};

```

17.12 Example Programmer Usage

17.12.1 Example Programmer Usage (Examples Mapped to C++)

The following is an illustrative example of how the ideas from “II - Introduction” on page 429 and other sub clauses come together from the programmer’s point of view. It contains no new definitions; Example Programmer Usage on page 439 is solely meant to demonstrate an application use of Messaging. Since the example is implemented in C++, the expected C++ mapping of II - Introduction on page 429 implied-IDL is shown in Example Programmer Usage on page 439.

17.12.2 Client-Side C++ Example for the Asynchronous Method Signatures

This sub clause shows sample C++ that is generated from the implied-IDL of the previous sub clauses of II - Introduction on page 429. The C++ mapping specifies a generated interface class (stub) on which method invocations are translated into operation requests. It is this class on which the function signatures are generated from their operation declarations in IDL. It is in this class that the async functions signatures are also declared (and implemented). Using the IDL from the example in the previous sub clause the stub class **StockManager** is generated following the C++ mapping. The following notes apply to this sample generated C++ code:

- Only the generated synchronous and asynchronous method signatures are shown. Vendor-specific constructors, methods, and members are omitted.
- Although optional according to the IDL to C++ language mapping, method signatures are generated as virtual.
- Since optional according to the IDL to C++ language mapping, exception specifications are not included in generated methods.

```

// Generated file: stockmgr_c.hh (Filename is non-normative)

// C++ - StockManager declaration
class StockManager : public virtual CORBA::Object
{
public:
// ... all the other stuff.
// StockManager SYNCHRONOUS CALLS
virtual void stock_exchange_name(const char * attr);
virtual char * stock_exchange_name();
virtual CORBA::Boolean add_stock(const char* symbol,CORBA::Double q);
virtual void edit_stock(const char* symbol, CORBA::Double q);
virtual void remove_stock(const char* symbol, CORBA::Double_out q);
virtual CORBA::Boolean find_closest_symbol(CORBA::String_out symbol);
virtual CORBA::Double get_quote(const char * symbol);

// ASYNCHRONOUS CALLBACK-MODEL CALLS
virtual void sendc_get_stock_exchange_name(
    AMI_StockManagerHandler_ptr ami_handler);
virtual void sendc_set_stock_exchange_name(
    AMI_StockManagerHandler_ptr ami_handler,
    const char* attr_stock_exchange_name);
virtual void sendc_addStock(
    AMI_StockManagerHandler_ptr ami_handler,
    const char* symbol, CORBA::Double q);
virtual void sendc_editStock(
    AMI_StockManagerHandler_ptr ami_handler,
    const char* symbol, CORBA::Double q);
virtual void sendc_removeStock(
    AMI_StockManagerHandler_ptr ami_handler,
    const char* symbol);
virtual void sendc_find_closest_symbol(
    AMI_StockManagerHandler_ptr ami_handler,
    const char * symbol);
virtual void sendc_get_quote(
    AMI_StockManagerHandler_ptr ami_handler,
    const char * symbol);

// ASYNCHRONOUS POLLING-MODEL CALLS
virtual AMI_StockManagerPoller* sendp_get_stock_exchange_name( );
virtual AMI_StockManagerPoller* sendp_set_stock_exchange_name(
    const char* attr_stock_exchange_name);
virtual AMI_StockManagerPoller* sendp_addStock(
    const char* symbol, CORBA::Double q);
virtual AMI_StockManagerPoller* sendp_editStock(
    const char* symbol, CORBA::Double q);
virtual AMI_StockManagerPoller* sendp_removeStock(
    const char* symbol);
virtual AMI_StockManagerPoller* sendp_find_closest_symbol(
    const char * symbol);
virtual AMI_StockManagerPoller* sendp_get_quote(

```



```

    const char * symbol);
};

```

17.12.3 Client-Side C++ Example of the Callback Model

17.12.3.1 C++ Example of Generated ReplyHandler

The `ReplyHandler` Servant class generated for the `StockManager` interface is:

```

// Generated file: stockmgr_s.hh (Filename is non-normative)
// C++ - AMI_StockManagerHandler declaration
class POA_AMI_StockManagerHandler
    : public POA_Messaging::ReplyHandler
{
public:
// Programmer must implement the following pure virtuals:

// Mappings for attribute handling functions
virtual void get_stock_exchange_name(
    const char * ami_return_val) = 0;
virtual void get_stock_exchange_name_except(
    Messaging::ExceptionHolder_ptr excep_holder) = 0;

virtual void set_stock_exchange_name() = 0;
virtual void set_stock_exchange_name_except(
    Messaging::ExceptionHolder_ptr excep_holder) = 0;

// Mappings for the operation handling functions
virtual void add_stock(CORBA::Boolean ami_return_val) = 0;
virtual void add_stock_except(
    Messaging::ExceptionHolder_ptr excep_holder) = 0;

virtual void edit_stock() = 0; virtual void edit_stock_except(
    Messaging::ExceptionHolder_ptr excep_holder) = 0;

virtual void remove_stock(
    CORBA::Double quote) = 0;
virtual void remove_stock_except(
    Messaging::ExceptionHolder_ptr excep_holder) = 0;

virtual void find_closest_symbol(
    CORBA::Boolean ami_return_val,
    const char * symbol) = 0;
virtual void find_closest_symbol_except(
    Messaging::ExceptionHolder_ptr excep_holder) = 0;

virtual void get_quote(
    CORBA::Double d) = 0;
virtual void get_quote_except(
    Messaging::ExceptionHolder_ptr excep_holder) = 0;
};

```

The programmer must now derive from the generated handler and implement the pure virtual methods. The following points should be considered when implementing these handler-derived reply handlers:

- System and User exceptions are “raised” through invocations of the generated “_except” operations. If a regular type-specific operation is invoked, the reply was not an exception.
- Any exception raised from a **ReplyHandler** method can only be visible to the messaging-aware ORB that is invoking that **ReplyHandler**. In most cases, this means that exceptions should never be raised. In the case of an Unshared Transaction, the **ReplyHandler** method may invoke **CosTransactions::Current::rollback_only** or **CosTransactions::coordinator::rollback_only** and then raise the **CORBA::TRANSACTION_ROLLEDBACK** system exception to roll back this attempted delivery of the reply.
- All heap-allocated storage associated with any of the arguments to the **ReplyHandler** methods may be owned by the ORB. If so, any data passed into the handler must be copied if the data is to be kept. This corresponds to the usual memory management rules for **in** arguments.

17.12.3.2 C++ Example of User -Implemented ReplyHandler

The following code is an example implementation of a user derived and implemented reply handler based on the generated reply handler from C++ Example of Generated ReplyHandler on page 441. The inherited methods, which were previously declared as pure virtual are declared here as virtual and are implemented as part of this class:

```
// File: AsyncStockHandler.h
// C++ - Declaration in my own header
#include "stockmgr_s.hh"// Include filename non-normative

class AsyncStockHandler : public POA_AMI_StockManagerHandler
{
public:
AsyncStockHandler() { }
virtual ~AsyncStockHandler() {}

// Mappings for attribute handling functions
virtual void get_stock_exchange_name(
    const char * ami_return_val);
virtual void get_stock_exchange_name_except(
    Messaging::ExceptionHolder_ptr excep_holder);

virtual void set_stock_exchange_name();
virtual void set_stock_exchange_name_except(
    Messaging::ExceptionHolder_ptr excep_holder);

// Mappings for the operation handling functions
virtual void add_stock(CORBA::Boolean ami_return_val);
virtual void add_stock_except(
    Messaging::ExceptionHolder_ptr excep_holder);

virtual void edit_stock();
virtual void edit_stock_except(
    Messaging::ExceptionHolder_ptr excep_holder);

virtual void remove_stock(
```

```

CORBA::Double quote);
virtual void remove_stock_excep(
    Messaging::ExceptionHolder_ptr excep_holder);

virtual void find_closest_symbol(
    CORBA::Boolean ami_return_val,
    const char * symbol);
virtual void find_closest_symbol_excep(
    Messaging::ExceptionHolder_ptr excep_holder);

virtual void get_quote(
    CORBA::Double d);
virtual void get_quote_excep(
    Messaging::ExceptionHolder_ptr excep_holder);
};

```

Each of these callback operations have implementations as in the following. Please note that for the sake of brevity, each pointer is not checked before it is used. This is intentional.

```

// AsyncStockHandler.cpp
#include <AsyncStockHandler.h>

void
AsyncStockHandler::get_stock_exchange_name(
    const char * ami_return_val)
{
    cout << "Exchange Name = " << ami_return_val << endl;
}

void
AsyncStockHandler::get_stock_exchange_name_excep(
    Messaging::ExceptionHolder_ptr excep_holder);
{
    try {
        excep_holder->raise_exception();
    }
    catch (const CORBA::SystemException& e) {
        cout << "Get stock_exchange_name exception [" << e << "]" << endl;
    }
}

void
AsyncStockHandler::set_stock_exchange_name()
{
    // No data returned since this was the "set" of the attribute.
    cout << "Set stock_exchange_name succeeded!" << endl;
}

void
AsyncStockHandler::set_stock_exchange_name_excep(
    Messaging::ExceptionHolder_ptr excep_holder)
{
    try {

```

```

    excep_holder->raise_exception();
}
catch (const CORBA::SystemException& e) {
    cout << "Set stock_exchange_name exception [" << e << "]" << endl;
}
}

void
AsyncStockHandler::add_stock()
{
// No data returned but no exception either which is good news.
cout << "Stock was added!" << endl;
}
void
AsyncStockHandler::add_stock_excep(
    Messaging::ExceptionHolder_ptr excep_holder)
{
try {
    excep_holder->raise_exception();
}
catch (const CORBA::SystemException& e) {
    cout << "add_stock exception [" << e << "]" << endl;
}
}

void
AsyncStockHandler::edit_stock()
{
// No return data but no exception either which is good.
cout << "Stock was edited!" << endl;
}
void
AsyncStockHandler::edit_stock_excep(
    Messaging::ExceptionHolder_ptr excep_holder)
{
try {
    excep_holder->raise_exception();
}
catch (const CORBA::SystemException& e) {
    cout << "edit_stock System Exception exception [" << e << "]" <<
    endl;
}
catch (const InvalidStock& e) {
    cout << "edit_stock invalid symbol [" << e.sym << "]" << endl;
}
}

void
AsyncStockHandler::remove_stock(
CORBA::Double quote)
{

```

```

cout << "Stock Removed and quote = " << quote << endl;
}
void
AsyncStockHandler::remove_stock_excep(
    Messaging::ExceptionHolder_ptr excep_holder)
{
try {
    excep_holder->raise_exception();
}
catch (const CORBA::SystemException& e) {
    cout << "remove_stock System Exception exception [" << e << "]" <<
        endl;
}
catch (const InvalidStock& e) {
    cout << "remove_stock invalid symbol [" << e.sym << "]" << endl;
}
}

void
AsyncStockHandler::find_closest_symbol(
CORBA::Boolean ami_return_val,
const char* symbol)
{
if (ami_return_val)
    cout << "Closest stock = " << symbol << endl;
else
    cout << "No closest stock could be found!" << endl;
}
void
AsyncStockHandler::find_closest_symbol_excep(
    Messaging::ExceptionHolder_ptr excep_holder)
{
try {
    excep_holder->raise_exception();
}
catch (const CORBA::SystemException& e) {
    cout << "find_closest_symbol exception [" << e << "]" << endl;
}
}

void
AsyncStockHandler::get_quote(CORBA::Double quote)
{
cout << "Quote = " << quote << endl;
}
void
AsyncStockHandler::get_quote_excep(
    Messaging::ExceptionHolder_ptr excep_holder)
{
try {
    excep_holder->raise_exception();
}
}

```

```

}
catch (const CORBA::SystemException& e) {
    cout << "get_quote System Exception exception [" << e << "]" <<
        endl;
}
catch (const InvalidStock& e) {
    cout << "get_quote invalid symbol [" << e.sym << "]" << endl;
}
}
}

```

17.12.3.3 C++ Example of Callback Client Program

The following code shows how to set QoS at the ORB and object reference scopes (the two most common levels) and make asynchronous invocations using the user-implemented reply handler from the previous sub clause. Again, for the sake of brevity, checking for valid pointers and placing all of the CORBA calls in try blocks has been omitted.

```

// callback_client_main.cpp
#include <AsyncStockHandler.h>
int main(int argc, char ** argv)
{
    // Initialize the ORB
    CORBA::ORB_var orb = CORBA::ORB_init(argc, argv);

    // Initializing objRef for StockManager -- assumes IOR is passed
    // on command-line
    CORBA::Object_var obj = orb->string_to_object(argv[1]);
    StockManager_var stockMgr = StockManager::_narrow(obj);

    // Obtain the ORB's PolicyManager
    CORBA::Object_var orbQosObj =
        orb->resolve_initial_references("ORBPolicyManager");
    CORBA::PolicyManager_var orbQos =
        CORBA::PolicyManager::_narrow(orbQosObj);

    // Create and apply an ORB-wide Routed Delivery QoS
    CORBA::Any routing_val;
    Messaging::RoutingTypeRange routing;
    routing.min = Messaging::FORWARD;
    routing.max = Messaging::STORE_AND_FORWARD;
    routing_val <<= routing;
    CORBA::PolicyList orb_pols(1);
    orb_pols.length(1);
    orb_pols[(CORBA::ULong) 0] =
        orb->create_policy(Messaging::ROUTING_POLICY_TYPE, routing_val);
    orbQos->set_policy_overrides(orb_pols, CORBA::ADD_OVERRIDE);

    // Create and apply an object-reference-specific Priority QoS
    CORBA::Any priority_val;
    Messaging::PriorityRange priority;
    priority.min = 5;
    priority.max = 15;
}

```

```

priority_val <=<= priority;
CORBA::PolicyList obj_pols(1);
obj_pols.length(1);
obj_pols[(CORBA::ULong) 0] =
orb->create_policy(Messaging::REQUEST_PRIORITY_POLICY_TYPE,
priority_val);
stockMgr = stockMgr->set_policy_overrides(obj_pols);

// At this point QoS has been set and a protocol selected.

// Create an async handler for each async function.
// Note that the same handler instance could be used across the board
// if we wanted to only create a new Object Reference for each
// invocation and then correlate the timing data with each ObjectId
// ourselves.
//
// The following code assumes implicit activation of Servants with the
// RootPOA
AsyncStockHandler* handlerImpls[6];
for (int i = 0; i < 6; i++)
    handlerImpls[i] = new AsyncStockHandler();

AMI_StockManagerHandler_var handlerRefs[6];
for (int i=0; i < 6; i++)
    handlerRefs[i] = handlerImpls[i]._this();

// Async Attributes
stockMgr->sendc_set_stock_exchange_name(handlerRefs[0], "NSDQ");
stockMgr->sendc_get_stock_exchange_name(handlerRefs[1]);
// Async Operations
stockMgr->sendc_add_stock(handlerRefs[2], "ACME", 100.5);
stockMgr->sendc_edit_stock(handlerRefs[3], "ACME", 150.4);

// Notice no out param is passed.
stockMgr->sendc_remove_stock(handlerRefs[4], "ABC");

stockMgr->sendc_find_closest_symbol(handlerRefs[5], "ACMA");

// callbacks get invoked during other distributed requests and during
// eventloop processing.
// Assume that done is set by handler implementation when all replies
// have been received or request have timed out.
while(!done)
    orb->perform_work();
return 0;
}

```

17.12.4 Client-Side C++ Example of the Polling Model

17.12.4.1 C++ Example of Generated Poller

The typed **Poller valuetype** class implementation is provided by the messaging-aware ORB. The generated C++ class has the following declaration:

```
// Generated file: stockmgr_c.hh (Filename is non-normative)
class AMI_StockManagerPoller : public Messaging::Poller
{
public:
    virtual void get_stock_exchange_name(
        CORBA::ULong ami_timeout,
        CORBA::String_out ami_return_val);

    virtual void set_stock_exchange_name(
        CORBA::ULong ami_timeout);

    virtual void add_stock(
        CORBA::ULong ami_timeout,
        CORBA::Boolean_out ami_return_val);

    virtual void edit_stock(
        CORBA::ULong ami_timeout);

    virtual void remove_stock(
        CORBA::ULong ami_timeout,
        CORBA::Double_out quote);

    virtual void find_closest_symbol(
        CORBA::ULong ami_timeout,
        CORBA::Boolean_out ami_return_val,
        CORBA::String_out symbol);

    virtual void get_quote(
        CORBA::ULong ami_timeout,
        CORBA::Double_out ami_return_val);
};
```

17.12.4.2 C++ Example of Polling Client Program

The following example client program demonstrates the use of the Polling model. The bulk of the program is exactly the same as the program demonstrated in C++ Example of Callback Client Program on page 446. Each invocation uses the polling “sendp_” in this program and the returned Pollers are then sequentially called to obtain the results. The following notes apply to this sample program:

- All polling calls are fully blocking (no timeouts are used).
- Since transactions are not used in this example, the polling program does not catch **CORBA::WrongTransaction** exceptions.


```

// polling_client_main.cpp
#include <stockmgr_c.hh> // include filename is non-normative

int main(int argc, char ** argv)
{
    // Initialize the ORB
    CORBA::ORB_var orb = CORBA::ORB_init(argc, argv);

    // Initializing objRef for StockManager -- assumes IOR is passed
    // on command-line
    CORBA::Object_var obj = orb->string_to_object(argv[1]);
    StockManager_var stockMgr = StockManager::_narrow(obj);

    // Obtain the ORB's PolicyManager
    CORBA::Object_var orbQosObj =
        orb->resolve_initial_references("ORBPolicyManager");
    CORBA::PolicyManager_var orbQos =
        CORBA::PolicyManager::_narrow(orbQosObj);

    // Create and apply an ORB-wide Routed Delivery QoS
    CORBA::Any routing_val;
    Messaging::RoutingTypeRange routing;
    routing.min = Messaging::FORWARD;
    routing.max = Messaging::STORE_AND_FORWARD;
    routing_val <<= routing;
    CORBA::PolicyList orb_pols(1);
    orb_pols.length(1);
    orb_pols[(CORBA::ULong) 0] =
        orb->create_policy(Messaging::ROUTING_POLICY_TYPE, routing_val);
    orbQos->set_policy_overrides(orb_pols, CORBA::ADD_OVERRIDE);

    // Create and apply an object-reference-specific Priority QoS
    CORBA::Any priority_val;
    Messaging::PriorityRange priority;
    priority.min = 5;
    priority.max = 15;
    priority_val <<= priority;
    CORBA::PolicyList obj_pols(1);
    obj_pols.length(1);
    obj_pols[(CORBA::ULong) 0] =
        orb->create_policy(Messaging::REQUEST_PRIORITY_POLICY_TYPE,
            priority_val);
    stockMgr = stockMgr->set_policy_overrides(obj_pols);

    // At this point QoS has been set and a protocol selected.
    // Make each invocation and store the returned Pollers
    AMI_StockManagerPoller_var pollers[6];

    // Async Attributes
    pollers[0] = stockMgr->sendp_set_stock_exchange_name("NSDQ");
    pollers[1] = stockMgr->sendp_get_stock_exchange_name();

```

```

// Async Operations
pollers[2] = stockMgr->sendp_add_stock("ACME", 100.5);
pollers[3] = stockMgr->sendp_edit_stock("ACME", 150.4);

// Notice no out param is passed.
pollers[4] = stockMgr->sendp_remove_stock("ABC");
pollers[5] = stockMgr->sendp_find_closest_symbol("ACMA");

// Now obtain each result
CORBA::ULong max_timeout = (CORBA::ULong) -1;
pollers[0]->set_stock_exchange_name(max_timeout);
cout << "Setting stock exchange name succeeded" << endl;

CORBA::String_var exchange_name;
pollers[1]->get_stock_exchange_name(max_timeout,
    exchange_name.out());
cout << "Obtained stock exchange name [" << exchange_name << "]" <<
    endl;

CORBA::Boolean stock_added;
pollers[2]->add_stock(max_timeout, stock_added);
if (stock_added)
    cout << "Stock added successfully" << endl;
else
    cout << "Stock not added" << endl;

try {
    pollers[3]->edit_stock(max_timeout);
    cout << "Edited stock successfully" << endl;
}
catch (const CORBA::Exception& e) {
    cout << "Edit stock failure [" << e << "]" << endl;
}

try {
    CORBA::Double quote;
    pollers[4]->remove_stock(max_timeout, quote);
    cout << "Removed stock successfully with quote [" << quote << "]"
        << endl;
}
catch (const CORBA::Exception& e) {
    cout << "Remove stock failure [" << e << "]" << endl;
}

CORBA::Boolean closest_found;
CORBA::String_var symbol;
pollers[5]->find_closest_symbol(max_timeout, closest_found,
    symbol.out());
if (closest_found)
    cout << "Found closest symbol [" << symbol << "]" << endl;

```

```

        cout << "Exiting Polling Client" << endl;
        return 0;
    }

```

17.12.4.3 C++ Example of Using PollableSet in a Client Program

The following example client program demonstrates the use of the `PollableSet` and wait for multiple requests to finish. The program would be exactly the same as that of the previous sub clause, as far as the comment “// Now obtain each result.”

In this example, after the `PollableSet::get_ready_pollable` indicates that a particular `Poller` has finished, the code makes the call on the type-specific poller in a non-blocking manner and doesn't bother checking for completion in the return value. Checking isn't necessary when only a single client is using the `Poller`, but it is the safe practice if multiple clients are waiting.

```

// Obtain results in any order. First set up the PollableSet.

CORBA::PollableSet_var poll_set = pollers[0]->create_pollable_set();

for (int i=0; i<6, i++) {
    poll_set->add_pollable(pollers[i]);
}

// repeat until all completions have been received
CORBA::ULong max_timeout = (CORBA::ULong) -1;
while (poll_set->number_left() > 0) {
    // wait for a completion
    CORBA::Pollable_var pollable = poll_set->get_ready_pollable(max_timeout);
    // the returned Pollable is ready to return its reply
    for (int j=0; j < 6; j++) {
        if (pollers[j] == pollable.in())
            break;
    }

    switch(j) {
case 0:
    pollers[0]->set_stock_exchange_name(0UL);
    cout << "Setting stock exchange name succeeded"
        << endl;
    break;
case 1:
    CORBA::String_var exchange_name;
    pollers[1]->get_stock_exchange_name(0UL, exchange_name.out());
    cout << "Obtained stock exchange name ["
        << exchange_name << "]" << endl;
    break;
case 2:
    CORBA::Boolean stock_added;
    pollers[2]->add_stock(0UL, stock_added);
    if (stock_added)
        cout << "Stock added successfully" << endl;

```

```

        else
            cout << "Stock not added" << endl;
        break;
    case 3:
        try {
            pollers[3]->edit_stock(0UL);
            cout << "Edited stock successfully" << endl;
        }
        catch (const CORBA::Exception& e) {
            cout << "Edit stock failure [" << e << "]"
                << endl;
        }
        break;
    case 4:
        try {
            CORBA::Double quote;
            pollers[4]->remove_stock(0UL, quote);
            cout << "Removed stock successfully with quote ["
                << quote << "]" << endl;
        }
        catch (const CORBA::Exception& e) {
            cout << "Remove stock failure [" << e << "]"
                << endl;
        }
        break;
    case 5:
        CORBA::Boolean closest_found;
        CORBA::String_var symbol;
        pollers[5]->find_closest_symbol(0UL, closest_found, symbol.out());
        if (closest_found)
            cout << "Found closest symbol [" << symbol
                << "]" << endl;
        break;
    }
}

```

17.12.5 Server Side

The following example of the **server-side** `main()` assumes a C++ implementation of the `StockManager` interface called `StockManager_impl`.

```

#include <StockManagerImpl.h> // Implementation header

int main(int argc, char ** argv)
{
    // Initialize the ORB
    CORBA::ORB_var orb = CORBA::ORB_init(argc, argv);
    // Obtain the POA
    PortableServer::POA_var poa =
        orb->resolve_initial_references("RootPOA");
}

```

```

// Create a POA that supports Unshared transactions and processes
// queued requests in priority order
CORBA::Any policy_val;
CORBA::PolicyList pols(2);
pols.length(2);

policy_val <= (Messaging::PRIORITY | Messaging::DEADLINE);
pols[(CORBA::ULong) 0] =
    orb->create_policy(Messaging::QUEUE_ORDER_POLICY_TYPE,
        policy_val);

policy_val <= CosTransactions::Allows_either;
pols[(CORBA::ULong) 1] =
    orb->create_policy(CosTransactions::TRANSACTION_POLICY_TYPE,
        policy_val);
poa = poa->create_POA(
    "MessagingPOA",
    PortableServer::POAManager::_nil(),
    pols);

// Instantiate the servant.
StockManager_impl* stockMgr = new StockManager_impl("NYSE");
// register the servant for use.
PortableServer::ObjectId_var servantId =
    poa->activate_object(stockMgr);
orb->run();
return 0;
}

```

Sub clause III - Message Routing Interoperability

17.13 Sub clause III - Introduction

Asynchronous method invocation and time-independent delivery of requests and responses cannot be handled in a first-class manner within the synchronous dialog of the GIOP 1.1. The basic requirement for Messaging is that individual request and reply messages (and their components) can be discussed by routing agents. These agents, or *Routers*, explicitly pass messages between them and interact with clients and targets of asynchronous operations. This sub clause describes the interactions between a client and the first Router to handle its request, between successive Routers as the request is passed along the path to the target, and between the target and the Router that actually makes the request on behalf of the original client. This Router closest to the Target then turns the reply into a Request on a **ReplyHandler**, allowing the Reply to be routed using the same mechanism as the original request. The reply is finally delivered to an application's **ReplyHandler** or through an application's use of the Polling APIs.

NOTE: This Introduction specifies Routing interoperability for CORBA Messaging products. The information presented in this sub clause is not required for building applications that make Asynchronous operation invocations.

Throughout this Introduction a configuration is assumed in which the Client is separated from the Target by the Internet. Using this "most complex" scenario, all the details of the Routing procedure are exposed. To help understand this design, consider Figure 17.1.

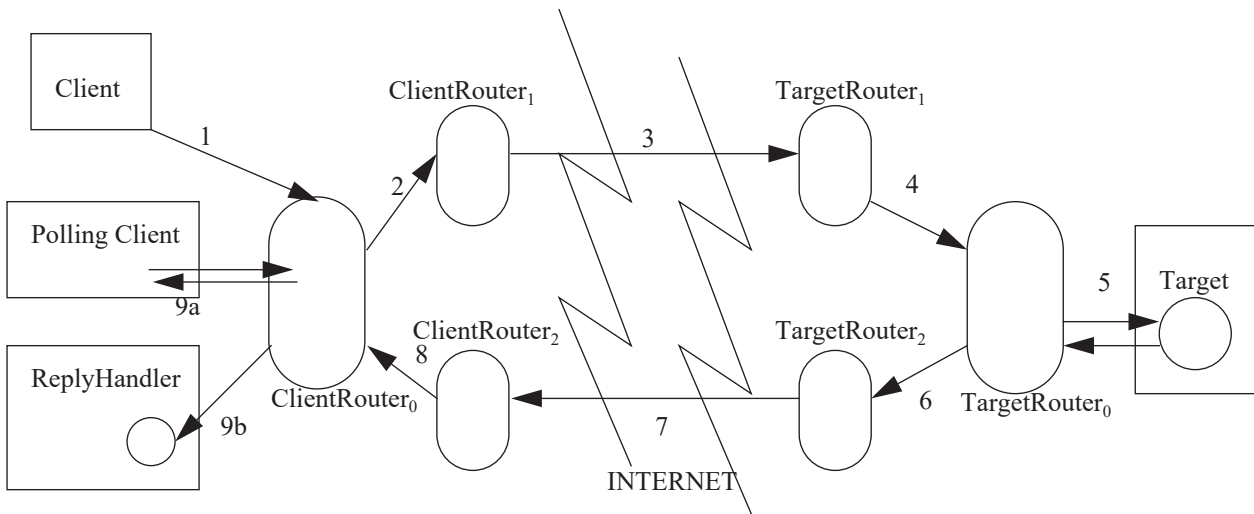


Figure 17.1 - Routing Interoperability Overview

17.14 Routing Object References

This specification is designed to support scenarios in which a target may be disconnected for a long period of time. It would be inefficient for a client's router to need to monitor the availability of all targets for which it holds outstanding requests. To make this scenario scalable, it is possible for the target to specify a more highly available temporary destination for its asynchronous requests. This destination is a Router, and the natural place for the target to specify this Router's location is within a component of the Target's IOR. For extensibility, this specification defines a **TaggedComponent** that contains a sequence of Router IORs.

```

module MessageRouting {
    const IOP::ComponentId TAG_MESSAGE_ROUTERS = 3;

    interface Router;
    typedef sequence<Router> RouterList;
};

```

A **TaggedComponent** containing Target routing hints is built by setting the tag member to **MessageRouting::TAG_MESSAGE_ROUTERS** and the **component_data** to a CDR encapsulation of a **MessageRouting::RouterList**. This component can appear in **TAG_INTERNET_IOP** and **TAG_MULTIPLE_COMPONENTS** profiles.

Routers are listed in this sequence in order from most highly available to least highly available. It is expected that the least highly available Router will be "closest" to the Target, whereas the most highly available Target Router will be "closest" to the Internet. For example, the target in the reference example of *III - Introduction on page 460* would have an IOR containing a **TAG_MESSAGE_ROUTERS** Component containing a sequence of two Router IORs. The first element in this sequence would be the reference of **TargetRouter1** and the second element would be the reference of **TargetRouter**.

17.15 Message Routing

The messaging Routers serve two main purposes:

- forward a message to another Router, and
- synchronously deliver a message to its intended target.

This sub clause explains the interfaces and mechanisms that support these two functions of Routers. The interfaces described here are not exposed to the application programmer in any way. They are intended entirely for use by Messaging vendors to support interoperability between messaging implementations.

The following IDL is used to route asynchronous requests and their corresponding replies:

```
// IDL
module Messaging {

    interface ReplyHandler { };
};

module MessageRouting {

    typedef CORBA::OctetSeq BodyData;
    struct MessageBody {
        BodyData      body;
        boolean       byte_order;
    };

    struct RequestMessage {
        GIOP::Version giop_version;
        IOP::ServiceContextList service_contexts;
        octet response_flags;
        GIOP::RequestReserved reserved;
        IOP::ObjectKey object_key;
        string operation;
        MessageBody body;
    };

    enum ReplyDisposition { TYPED, UNTYPED };
    struct ReplyDestination {
        ReplyDisposition      handler_type;
        Messaging::ReplyHandler handler;
    };

    interface Router;
    typedef sequence<Router> RouterList;
    struct RequestInfo {
        RouterList      visited;
        RouterList      to_visit;
        Object          target;
        unsigned short  profile_index;
        ReplyDestination reply_destination;
    };
};
```

```

        Messaging::PolicyValueSeq selected_qos;
        RequestMessage          payload;
};
typedef sequence<RequestInfo> RequestInfoSeq;

interface Router {
    void send_request(in RequestInfo req);
    void send_multiple_requests(in RequestInfoSeq reqSeq);
};

//
// Polling-related interfaces
//

interface UntypedReplyHandler : Messaging::ReplyHandler {
    void reply(
        in string operation_name,
        in GIOP::ReplyStatusType reply_type,
        in MessageBody reply_body);
};

exception ReplyNotAvailable {};

interface PersistentRequest {
    readonly attribute boolean reply_available;

    GIOP::ReplyStatusType get_reply(
        in boolean blocking,
        in unsigned long timeout,
        out MessageBody reply_body)
        raises (ReplyNotAvailable);

    attribute Messaging::ReplyHandler associated_handler;

    GIOP::ReplyStatusType get_reply_with_context(
        in boolean blocking,
        in unsigned long timeout,
        out MessageBody reply_body,
        out IOP::ServiceContextList service_contexts)
        raises (ReplyNotAvailable);
};

interface PersistentRequestRouter {
    PersistentRequest create_persistent_request(
        in unsigned short profile_index,
        in RouterList to_visit,
        in Object target,
        in CORBA::PolicyList current_qos,
        in RequestMessage payload);
};
};

```


17.15.1 Structures

17.15.1.1 MessageBody

This structure is used to wrap the marshaled GIOP message data (either request arguments or reply data) to support repackaging as the request components around that data (such as service contexts or object key) change due to Routing. Since GIOP 1.2 Request and Reply Bodies are always aligned to an 8-octet boundary, it is necessary to keep track of the

- data and the length of that data as a sequence of octet, and
- the byte order with which that data was originally marshaled.

17.15.1.2 RequestMessage

This structure explicitly contains all the components of a GIOP request. When the target is actually invoked, its members are used to compose an actual GIOP request.

The **RequestMessage** has the following members:

- **iop_version** - the version of the GIOP that was used when the message was marshaled.
- **service_contexts** - the sequence of service contexts selected for this request. Routers must propagate all Service Contexts with unknown tags.
- **response_flags** - As explained further in the General Inter-ORB Protocol clause, the meaning of the two least significant bits is defined as:
 - the least significant bit (bit-0) indicates whether or not a response may be returned. If this bit is “1”, then the server-side ORB shall always send a **ReplyMessage**. If the bit-0 is “0”, no **ReplyMessage** will be sent. This replicates the function of the **response_expected** boolean in *CORBA*.
 - Bit-1 is considered if and only if bit-0 is “1.” If bit-1 is “0” the server sends a **ReplyMessage** before invoking the target. If bit-1 is “1,” the **ReplyMessage** is sent after the target has completed the invocation reserved.
- **object_key** - the opaque object key of the target. This may change if a GIOP object forwarding occurs for this request.
- **operation** - the operation name of the request being made.
- **body** - the CDR stream message payload and marshaling byte order for repackaging within a new GIOP request once the routed message can be synchronously invoked on the target.

17.15.1.3 ReplyDestination

This structure contains enough information for the response to be returned once the actual invocation has been made on the target.

- **handler_type** - Either **UNTYPED** or **TYPED** indicating which type of **ReplyHandler** is to receive the response. This flag is necessary to ensure that no **is_a** must be performed when the Target Router is ready to return the reply as described in Target Router on page 462.
- **handler** - an Object reference to the **ReplyHandler** that is the destination of the response.

17.15.1.4 RequestInfo

This structure contains the information required for an intermediate Router to get a request closer to its target and for a target Router to invoke that request on its target.

- **visited** - the sequence of Routers through which the message has been sent already. Each router may add its reference to this sequence before forwarding the request to another Router. This sequence can be used by a Router to detect cycles in a network of Routers, but this is not a requirement step in the Routing protocol.
- **to_visit** - the suggested sequence of Routers to which the message should be sent if the target is not available. This sequence may be modified as the request is sent from Router to Router.
- **profile_index** - the index of the profile in the target IOR that is being used for this request. This is necessary so the target router can choose the correct object key when composing the final GIOP request.
- **target** - the full IOR of this message's target.
- **reply_destination** - a reference to the **ReplyHandler** for this request along with the disposition of that **ReplyHandler**. If the **handler_type** is **UNTYPED**, the destination is an untyped **ReplyHandler** (meaning that it was created when **create_persistent_request** was called and is implemented by the **ClientRouter**). If the **handler_type** is **TYPED**, the reply destination is a type-specific **ReplyHandler** implemented by an application using the callback model. If the reply destination is **nil**, no reply will be sent and the **handler_type** can be ignored.
- **selected_qos** - the list of QoS that was selected for the Routing of this message.
- **message** - the payload (arguments, return value, raised exception) for this message, including the byte order with which the message was originally marshaled.

17.15.2 Interfaces

17.15.2.1 ReplyHandler

The **ReplyHandler** interface is a base interface for all specific **ReplyHandlers** (either type-specific or Generic ones). It is used as the generic **reply_destination** argument when a request is sent to a Router:

17.15.2.2 Router

The **Router** interface is used to pass messages when a request cannot be synchronously invoked on its final target.

17.15.2.3 send_request

The Router is passed all the information necessary to either route the request toward the target by calling **send_request** on another Router, or to invoke the request on its final target.

17.15.2.4 send_multiple_requests

The Router is passed a sequence of **RequestInfo** structures, where each **RequestInfo** is a completely self-contained set of information allowing the Router to either route the request toward the target by calling **send_request** on another Router, or to invoke the request on its final target.

17.15.2.5 UntypedReplyHandler

This interface is the target of replies when the polling model is used.

17.15.2.6 reply

The reply operation is invoked when the reply to a **PersistentRequest** becomes available. The operation is invoked with the following arguments:

- **operation_name** - The string name of the original request operation. This is necessary if the untyped reply must be turned into a callback on a typed **ReplyHandler** (as is the case if the polling client has switched models after making the request and associated a **ReplyHandler** with its Poller).
- **reply_type** - The status of the Reply (either **NO_EXCEPTION**, **USER_EXCEPTION**, or **SYSTEM_EXCEPTION**). **LOCATION_FORWARD** replies are not invoked on the **ReplyHandler**.
- **reply_body** - The marshaled data of the reply along with the byte order with which it was marshaled.

17.15.2.7 PersistentRequest

Instances of this interface are created by the Client Router for polling model invocations, and is queried to obtain the status of a request, including the reply's data if available.

17.15.2.8 readonly attribute reply_available

Returns the value **TRUE** if and only if the reply is currently available and has not yet been returned to some caller of **get_reply**. Returns the value **FALSE** if and only if the reply has not yet been returned to the ClientRouter. This attribute cannot be checked if the response has already been delivered to some caller of **get_reply**, as the **PersistentRequest** instance will have been deactivated at that time and the ORB will return the system exception **OBJECT_NOT_EXIST** on any subsequent invocations on that **PersistentRequest**.

17.15.2.9 get_reply and get_reply_with_context

The **get_reply** or **get_reply_with_context** operation is invoked to poll or block for a reply to a **PersistentRequest**. The operation returns the status of the reply (either **NO_EXCEPTION**, **USER_EXCEPTION**, or **SYSTEM_EXCEPTION**) or raises the **ReplyNotAvailable** exception if no reply is obtained before the specified timeout occurs. If the response is returned to the caller, the **PersistentRequest** is deactivated so that future invocations of **get_reply** or **get_reply_with_context** raise the system exception **OBJECT_NOT_EXIST** with standard minor code 5. The **get_reply** and **get_reply_with_context** operations takes the following arguments:

- **blocking** - if set, the operation does not return until either a reply can be returned or the **PersistentRequest** becomes invalid (due to an expired time-to-live).
- **timeout** - ignored if blocking is **TRUE**. Otherwise, the request blocks for the specified number of seconds or until a reply is available. If no reply becomes available after the specified timeout has expired, the **ReplyNotAvailable** exception is raised.
- **reply_body** - the data of the reply as originally marshaled by the target.

The **get_reply_with_context** operation has the following additional argument:

- **service_contexts** - the list of service contexts that is associated with the reply message, in the form of a **SeviceContextList**.

17.15.2.10 attribute associated_handler

The possibly **nil ReplyHandler** reference of the type-specific **ReplyHandler** registered to receive a callback reply for this request. This attribute is initially **nil** if the **PersistentRequest** was created for a polling client, and becomes non-**nil** if the client decides to switch from the polling model to the callback model.

17.15.2.11 PersistentRequestRouter

This interface is used by the messaging-aware client ORB to create a request that can be queried to obtain its status and reply data (e.g., using the polling model).

17.15.2.12 create_persistent_request

When a **PersistentRequest** is created for a message, no reply destination is supplied. Instead, the **PersistentRequestRouter** establishes itself as the reply destination and returns to the caller a reference that has operations for obtaining the status and reply for the request. The operation that returns this new **PersistentRequest** takes the following arguments:

- **profile_index** - the index of the profile in the target IOR that is being used for this request. This is necessary so the target router can choose the correct object key when composing the final GIOP request.
- **to_visit** - the suggested sequence of Routers to which the message should be sent if the target is not available. This sequence may be modified as the request is sent from Router to Router.
- **target** - the full IOR of this message's target.
- **selected_qos** - the list of QoS that was selected for this message.
- **message** - the payload (arguments, return value, raised exception) for this message.

17.15.3 Routing Protocol

Processing of a time-independent invocation involves a series of roles played by various components of the distributed system. These roles include:

- the invoking client
- an initial request router
- intermediate request routers
- a target router
- the target object
- intermediate reply routers
- a final reply router
- the response-receiving client.

Not all of these distinct roles are necessarily involved in every invocation, and more than one role can be played by the same component of the distributed system. A router implementation is likely to be able to serve any of the router roles, and may even serve multiple roles for the same invocation, such as when the initial request router also serves as the target router with no intermediate request routers involved.

Routers can be collocated with client or server ORBs, or can be separate processes. Either way, routers must maintain persistent state with transactional semantics.

17.15.3.1 Invoking Client

The client application makes an asynchronous invocation either by specifying a **ReplyHandler** object or by using the polling API.

Depending on QoS requirements, the client ORB may try to synchronously invoke the operation on the target object, using IIOP or some other synchronous protocol. This attempt will not be made if the client is part of an active transaction and the target has a **TransactionPolicy** of **Requires_unshared**.

If the target is unreachable via a synchronous protocol, the client ORB tries to find an initial router to use. If the target IOR has a **TAG_MESSAGE_ROUTERS** component, its list of routers may be tried, starting from the one closest to the target, which is the last in the list. If none of these are reachable, or there is no **TAG_MESSAGE_ROUTERS** component, then the client ORB's default router closest to the target may be chosen. The order in which the client ORB attempts to contact an initial router is not mandated by this specification. The client ORB may choose to send the request to any Router (such as its own closest Router in all cases) according to implementation-specific configuration. If the client application used the polling interface and a quality of service requiring the request to be persistent, the client ORB attempts to narrow the initial request router to a **PersistentRequestRouter**, and if this fails, a different router must be selected. If no router can be found meeting the required quality of service, the system exception **CORBA::INV_POLICY** is raised.

Once an initial request router is identified, the client ORB delivers the request to it by invoking **send_request** if a **ReplyHandler** was specified, or **create_persistent_request** if the polling API and persistent QoS was used. The client application's active transaction context, if any, is used for this invocation. Only service context information that is meaningful to the target in a time-independent invocation, such as **CodeSets** (but not **TransactionContext**), is included in the **RequestMessage** argument to **send_request**. Future ORB service specifications must state whether their service contexts are to be considered end-to-end (and therefore included within the **RequestMessage**) or are only for a single hop (and therefore used by the ORB when invoking the initial router but not included with the **RequestMessage**).

An empty sequence is passed by the client ORB as the visited parameter. The list of routers from the target IOR's **TAG_MESSAGE_ROUTERS** component is used as the **to_visit** parameter. This list may have additional routers added to it by the client ORB depending on administration of the network of routers. If the callback model is being used, the type-specific **ReplyHandler** is passed as the **reply_destination**. If the request was originated using **create_persistent_request**, the untyped **ReplyHandler** is passed as the **reply_destination**. For the reply to be able to be delivered asynchronously, these **ReplyHandler** IORs must contain enough routing information (e.g., **TAG_MESSAGE_ROUTERS** component).

17.15.3.2 Initial Request Router

The initial request router's role depends on whether the **ReplyHandler** or polling API was used by the client.

If the client ORB passed the request message, along with a **ReplyHandler** reference, to the initial router using the **send_request** operation, the initial request router saves the request message to stable storage within the client application's transaction context, and then processes the request using the request routing algorithm described below.

If **create_persistent_request** was called, the initial request router must instantiate a **PersistentRequest** object and return its reference to the client ORB, which will return it to the client application. Until the response for the request is delivered to the client, or the request times out, such an initial request router must keep an association between the identity of this **PersistentRequest** object and the state of the request. When routing the request (as described below), this first router passes a **reply_destination**, which is an **UntypedReplyHandler** implemented by the first router itself. This **UntypedReplyHandler** may be created either before or after the **PersistentRequest** and request state is

committed to stable storage. After returning the **PersistentRequest** object and committing the request state to stable storage, all within the transaction context of the client application, the initial router processes the request using the routing algorithm described below. The routing process does not continue until the client's initial transaction has been committed.

17.15.3.3 Request Routing Algorithm

Any router that has received a request message and committed it to stable storage processes it in the same way. If it can invoke the operation directly on the target object, the router serves as the target router for the invocation, as described below. If not, it tries to deliver the request to another router closer to the target object. If it can't do either of these, it queues the request and tries again later, either after some period of time has elapsed, or in response to an announcement of availability from another router closer to the target as described in Router Administration on page 465.

A router typically picks another router closer to the target by selecting from the list of routers passed to it as the **to_visit** parameter to either **send_request** or **create_persistent_request**. Routers later in the list are given preference as being closer to synchronous connection with the target. The next router can also be selected from some set of known Routers based on an implementation-specific configuration. If QoS attributes of the request message require persistence of requests, a transaction is first initiated. Then **send_request** is called on the selected router. The **to_visit** parameter is formed by removing the callee from the **to_visit** list received with the original request. Any routers further from the target than the callee (earlier in the **to_visit** list) are also removed. The **target**, **reply_destination**, **selected_qos**, and **message** parameters are copied from the received request. After invoking **send_request**, the router removes the request message from its stable storage, and commits the transaction if it initiated one.

A router must ensure that exactly-once semantics are preserved. If delivering a request message results in an exception with a **CompletionStatus** of **COMPLETED_NO**, or in a transaction being aborted, it can retry. Since any invocation can raise a system exception, all exception replies with a completion status other than **COMPLETED_NO** must be reported back to the client via the reply message.

17.15.3.4 Intermediate Request Router

An intermediate router is simply a router that accepts a request message via **send_request** from one router and then, eventually, delivers it to another router, again using **send_request**. The **send_multiple_requests** operation may also be used to allow batching of requests between Routers. The intermediate routers may take a request's **QueueOrderPolicy** (if present) into account when prioritizing the delivery of requests to destination routers, but is not required to do so.

17.15.3.5 Target Router

The target router for an invocation is a router that accepts a request message, delivers it to the target object, and, if a response is expected, routes the target's reply back to the client. The target router may have to queue the request message before the invocation and/or may have to queue the response message after the invocation.

The target router may be collocated with the target, or may deliver the request to the target via a synchronous GIOP-based protocol. The target router is responsible for processing any **LOCATION_FORWARD** replies that may be generated in making the invocation on the target, so only **NO_EXCEPTION**, **USER_EXCEPTION**, or **SYSTEM_EXCEPTION** replies are routed back to the client. When making the synchronous GIOP request on the target, the **TargetRouter** must marshal its request with the same byte order with which the original message body was marshaled. This byte order is recorded in the **MessageBody** structure. No Router is expected to remarshal the request body with a new byte order.

If persistence of requests is required, the target router ensures that the request message is removed from stable storage and the reply message is committed to stable storage within the scope of a single transaction. If the target object's IOR indicates that it supports time-independent transactions (through a **TransactionPolicy** of **Allows_unshared**, **Allows_either**, **Requires_unshared**, or **Requires_either**), then that same transaction context is propagated to the server application. Otherwise no transaction context is propagated to the target when the request is invoked.

When guaranteed delivery is required, there may be one, two, or three distinct transactions involved in the target router's processing of the invocation. The target router receives the request message within the context of a transaction initiated by a previous router or possibly the client ORB. If the target is accessible at that time, the operation can be invoked on the target and the reply message either stored or sent back toward the reply destination using the transaction context within which the request was received. If the target is not accessible, the request message is committed to stable storage and queued for later delivery to the target under a second transaction. When the target operation is invoked and its reply is received, the target router may deliver the reply to another router, or possibly to the client ORB. The router may deliver the reply in the same transaction as it invoked the operation, or the router may commit the reply to stable storage and later deliver it in yet another transaction. The completion of the transaction in which the **TargetRouter** actually delivers the request to the target is governed by the following cases:

- A **NO_EXCEPTION** reply is returned and the transaction commits. This committed reply is the one that will be returned to the client. Since the reply committed, the request is no longer waiting in some queue pending delivery.

A **NO_EXCEPTION** reply is returned but the transaction raises **TRANSACTION_ROLLEDBACK** with standard minor code 4 upon commit. In this case the router must ensure that the request not be considered pending delivery anymore (logically the request must be removed from some queue), and that a suitable reply be generated so that the client knows that the target's transaction rolled back. The router starts a new transaction in which it removes the request from its "to be delivered" queue and generates a reply with the system exception **TRANSACTION_ROLLEDBACK** with standard minor code 4. This reply is then committed as the reply for the request.

A user or system exception is returned. The Router should rollback the transaction so no work has been done in the target server. There are two subcases here:

- the target was unreachable. In this case, since the transaction has rolled back, the request is still waiting in the Router's queue of pending requests. The retry policy is used to determine when next to attempt delivery.
- the target was reachable but an exception was raised. As in the **TRANSACTION_ROLLEDBACK** case above, the Router starts a new transaction to remove the request from the queue of pending requests, and commits the exception reply that it received from the target as the reply for this operation.

If the request has a **QueueOrderPolicy** associated with it, the target router is responsible for making invocations in the proper order. Depending on the Ordering requested (e.g., **PRIORITY**, **TEMPORAL**), the appropriate request is selected for delivery. Note that end-to-end ordering guarantees cannot be made when client and target are decoupled, so this ordering is really only a guideline. If multiple threads are used in the router for request delivery, it is certainly possible for delivery of requests to be out of order. The specification of **QueueOrderPolicy** does not require a router or server ORB to limit its use of threads in delivering requests.

Regardless of how many transactions, if any, are used, the target router must route the reply back to the reply destination if and only if the **response_expected** flag was set to a non-zero value in the **RequestMessage**. The reply can take one of two forms depending on whether the **reply_destination** is a type-specific **ReplyHandler** (the client uses the Callback model) or if the **reply_destination** is an **UntypedReplyHandler** (a **PersistentRequest** was created such as when the client used the Polling model).

NOTE: The type-specific reply handlers and the **UntypedReplyHandler** are both derived from the common base **ReplyHandler** interface, but there is no other inheritance relationship between the **UntypedReplyHandler** and the type-specific reply handlers.

Regardless of destination, the new reply must be marshaled with the same byte order used by the target when the reply was originally marshaled. The Target Router is not expected to remarshal the reply body.

17.15.3.6 Replying to a Type-specific ReplyHandler

If the client originally supplied a type-specific **ReplyHandler**, the reply must be converted into a typed request invocation on the **ReplyHandler**. The Target Router determines this by verifying that the **handler_type** disposition of the **reply_destination** argument has the value **TYPED**. The format of the generated request depends on the **reply_status**:

- **NO_EXCEPTION** - the generated reply operation has the same operation name as the request. Its **RequestBody** is exactly the same as the marshaled **ReplyBody** from the target's GIOP reply.
- **SYSTEM_EXCEPTION** or **USER_EXCEPTION** - the generated reply operation has the same name as the request operation, with the string **_except** appended. The single argument to this request is the **Messaging::ExceptionHolder** valuetype.

A reply with status **LOCATION_FORWARD** is handled as described below.

17.15.3.7 Replying to an UntypedReplyHandler

If the client originally created a **PersistentRequest** (such as by using the Polling model), the reply must be converted into the generic request operation supported by the **UntypedReplyHandler** interface. The Target Router determines this by verifying that the **handler_type** disposition of the **reply_destination** argument has the value **UNTYPED**. The generated reply operation has the name "reply" and takes as arguments the original operation name, the **reply_status** (**NO_EXCEPTION**, **SYSTEM_EXCEPTION**, or **USER_EXCEPTION**) and a sequence of octet containing the reply data. The length is set to the size of the marshaled **ReplyBody** and the data is the marshaled body itself.

17.15.3.8 Handling of Service Contexts

When a **TargetRouter** receives a Reply, it generates a request on some **ReplyTarget** as described previously in this sub clause. If the Reply contains service contexts, the **TargetRouter** must decide whether or not these contexts are to be used in its request on the **ReplyTarget**. End-to-end service contexts, such as the **CodeSets** context, are propagated to the **ReplyTarget**. Single-hop service contexts, such as the **TransactionService** context, are consumed by the **TargetRouter**. Unknown service contexts are propagated from the reply to the generated request on the **ReplyTarget**.

17.15.3.9 Handling LOCATION_FORWARD Replies

When a **TargetRouter** receives a Reply with status **LOCATION_FORWARD**, it must either use the returned reference as the new target for the request, or must return the new reference to the **ReplyTarget**. The Messaging protocol requires that the **TargetRouter** continue processing the request by either directly invoking the new target or routing the request toward the new target as has been described thus far.

17.15.3.10 Routing of Replies

As described above, the GIOP reply is turned into a request message targeted to the original **reply_destination**. Since this reply is now a request, it may be sent to its destination using the message routing protocol described in this sub clause. For example, if the **ReplyHandler**'s reference contains Routing information, the **TargetRouter** may invoke the new request using some Router's **send_request** operation. In this case, the specified routing protocol should be followed for this new request, with the **response_expected** flags all set to 0 and the **reply_destination** set to nil.

17.15.3.11 UntypedReplyHandler

When an **UntypedReplyHandler**'s reply operation is invoked, several things may happen. The specific correlation of a Router's **UntypedReplyHandler** with the **PersistentRequests** it supports is not visible to this interoperability layer, but at a high level one of the following occurs:

- A type-specific **ReplyHandler** has been associated with the corresponding **PersistentRequest**. If a callback has been registered for this reply (the **associated_handler** is non-nil), the type-specific callback operation may be invoked directly as described in Replying to a Type-specific ReplyHandler on page 464. For persistent delivery of replies, the Router starts a transaction in which the reply is delivered. Once the client returns, the Router commits and the reply is deleted. As with any transactional request, the application's **ReplyHandler** implementation may choose to invoke **CosTransactions::Current::rollback_only** or **CosTransactions::coordinator::rollback_only** and then raise the CORBA::TRANSACTION_ROLLEDBACK system exception if it wishes to rollback the Router's transaction.
- A **PersistentRequest::get_reply** is pending for this request. The reply data may be immediately returned to the waiting client. The reply is returned within the client's transaction context and when that transaction is committed the reply is deleted.
- The reply data may be saved to stable storage (for guaranteed delivery this is made durable when the sending Router commits the transaction in which the reply has been delivered) or recorded in-process (if the reply is not guaranteed). The **UntypedReplyHandler::reply** then returns. The reply is obtained by a client at a later time.

17.16 Router Administration

One basic function of a Router is to forward a request to another Router, which is "closer" to the eventual target of a client's original request. In terms of the relationship between these two routers, the first Router can be thought of as the "source Router," and the second can be called the "destination Router." In the case where the network is partitioned or the destination Router has temporarily or permanently become unavailable, the source Router will be unable to forward its message. When this occurs, the Router must determine when and how to retry the request to the destination Router.

To enable scalable networks of routers, a **RouterAdmin** interface has been specified. The interface is defined mainly for the purpose of avoiding the non-scaling scenario where a source Router has no choice but to consume network resources by continuously "pinging" its destination Router.

This problem is analogous to the one faced by the target router when attempting delivery of the request to the message's target. Therefore, the mechanism specified here generically supports registrations of destination routers as well as actual target object references.

```
module MessageRouting {
```

```
    typedef short RegistrationState;
    const RegistrationState NOT_REGISTERED = 0;
    const RegistrationState ACTIVE       = 1;
```

```

const RegistrationState SUSPENDED          = 2;

exception InvalidState{
    RegistrationState registration_state;
};

valuetype RetryPolicy supports CORBA::Policy { };

const CORBA::PolicyType IMMEDIATE_SUSPEND_POLICY_TYPE = 50;
valuetype ImmediateSuspend : RetryPolicy { };

const CORBA::PolicyType UNLIMITED_PING_POLICY_TYPE = 51;
valuetype UnlimitedPing : RetryPolicy {
    public short max_backoffs;
    public float backoff_factor;
    public unsigned long base_interval_seconds;
};

const CORBA::PolicyType LIMITED_PING_POLICY_TYPE = 52;
valuetype LimitedPing : UnlimitedPing {
    public unsigned long interval_limit;
};

const CORBA::PolicyType DECAY_POLICY_TYPE = 53;
valuetype DecayPolicy supports CORBA::Policy {
    public unsigned long decay_seconds;
};

const CORBA::PolicyType RESUME_POLICY_TYPE = 54;
valuetype ResumePolicy supports CORBA::Policy {
    public unsigned long resume_seconds;
};

interface RouterAdmin {
    void register_destination(
        in Object dest,
        in boolean is_router,
        in RetryPolicy retry,
        in DecayPolicy decay);

    void suspend_destination(
        in Object dest,
        in ResumePolicy resumption)
        raises (InvalidState);

    void resume_destination(
        in Object dest)
        raises (InvalidState);

    void unregister_destination(
        in Object dest)

```

```

        raises (InvalidState);
    };

    interface Router {
        readonly attribute RouterAdmin admin;
    };
};

```

When a request arrives at a Router (source router) that must either be delivered directly to a target, or be forwarded on via another Router (destination router), that source router attempts to send the message. If the message send fails, the source router needs to decide when to retry the send. The following use of the **RouterAdmin** is intended for router-to-router administration:

1. A source router gets a request that should be sent to a destination router. Since the source router has no registration for that destination router, it attempts to send the message.
2. Upon receipt of the message, the destination router realizes that it has never registered back with the source router and calls back to the source router's **RouterAdmin** (independent of the processing of the message - this is purely an optional administrative request to avoid poor routing behavior in the future). By calling back to the **RouterAdmin**, the destination router registers itself with its desired retry policy and decay policy for future messages. On subsequent messages, the destination router knows that it has already registered and need perform no administrative processing at this step.
3. At some time, the destination router knows it is being separated from the network. This case is termed “graceful disconnection.”
 - The destination router notifies the source router that the registration should be suspended.
 - Upon subsequent requests, the source router consults its list of registrations. Since the destination router is currently **SUSPENDED**, no send is attempted (depending on the **ResumePolicy** at the time of suspension).
 - At some later time, the destination router becomes reconnected. It resumes its registration and can now receive stored (and later) messages.
4. At some time, the destination router becomes disconnected without any advanced warning (it may not know that it is disconnected). This case is termed “unexpected disconnection.”
 - Upon subsequent requests, the source router consults its list of registrations. Since the destination router is currently **ACTIVE**, a send is attempted. When the send fails, the source router follows its **RetryPolicy** and keeps pinging until the **RetryPolicy** indicates the registration should be suspended (immediately if the **RetryPolicy** is **ImmediateSuspend** or never if the **RetryPolicy** is **UnlimitedPing**).
 - At some time, the destination router becomes reconnected. If the source router discovers this due to pinging, the pending requests can now be delivered. If the source router has **SUSPENDED** the registration or is in the midst of the interval between pings when the destination router re-registers itself, the registration can immediately be set to an **ACTIVE** state and pending requests can be sent to the destination router.

The “target router” is the one that synchronously delivers requests to the target. The **RouterAdmin** is also used for the administration of policies that determine when this target router will actually attempt to deliver its request. A target’s use of this interface is very similar to the way it is used for router-to-router administration described above. The analogous scenarios are re-described here for clarity:

1. An object instance is activated with support for TII. Since the target is now ready to receive requests, it is registered with some router’s **RouterAdmin** with the target’s desired retry policy and decay policy. Typically, a reference to

this router will also be contained in a **MessageRouting::TAG_MESSAGE_ROUTERS** component of the target's object reference.

2. A router gets a request that it can deliver directly to the target (therefore this router is considered a "target router"). Since the target router has a registration for that object, it attempts to invoke the request.
3. At some time, the target knows it is being separated from the network. This case is termed "graceful disconnection."
 - The target notifies the target router that the registration should be suspended.
 - Upon subsequent requests, the target router consults its list of registrations. Since the target is currently **SUSPENDED**, no invocation is attempted (depending on the **ResumePolicy** at the time of suspension).
 - At some later time, the target becomes reconnected. It resumes its registration and can now receive stored (and later) requests.
4. At some time, the target becomes disconnected without any advanced warning (it may not know that it is disconnected). This case is termed "unexpected disconnection."
 - Upon subsequent requests, the target router consults its list of registrations. Since the target is currently **ACTIVE**, an invocation is attempted. When this invocation fails, the target router follows its **RetryPolicy** and keeps pinging until the **RetryPolicy** indicates the registration should be suspended (immediately if the **RetryPolicy** is **ImmediateSuspend** or never if the **RetryPolicy** is **UnlimitedPing**).
 - At some time, the target once again becomes available. If the target router discovers this due to pinging, the pending requests can now be delivered. If the target router has **SUSPENDED** the registration or is in the midst of the interval between pings when the target re-registers itself, the registration can immediately be set to an **ACTIVE** state and pending requests can be invoked on the target.

17.16.1 Constants

17.16.1.1 typedef short RegistrationState

The **RegistrationState** indicates the current status of a registration for a particular destination (a router or a target). The possible values are:

- **NOT_REGISTERED** - The given destination is not registered with this **RouterAdmin**.
- **ACTIVE** - The given destination is currently registered with this **RouterAdmin** and is not in the suspended state.
- **SUSPENDED** - The given destination is currently registered with this **RouterAdmin** and has been set to the Suspended state.

17.16.2 Exceptions

17.16.2.1 exception InvalidState

The attempted operation attempts to affect a registration, which is not in a state with a valid transition to the new state dictated by the operation. The State member contains the current status of the router or target for which the operation was attempted:

- **Suspend** was attempted on a router/target either not registered or already suspended.
- **Resume** was attempted on a router/target either not registered or already active.
- **Unregister** was attempted on a router/target not registered.

17.16.3 Valuetypes

17.16.3.1 RetryPolicy

This **valuetype** is the abstract base from which all retry policies are derived.

17.16.3.2 ImmediateSuspend

The registered router is placed in the **SUSPENDED** state as soon as a message send fails.

17.16.3.3 UnlimitedPing

This **valuetype** is used to parameterize a pinging behavior:

- **backoff_factor** - If **max_backoffs** is non-zero, the **backoff_factor** is the number by which the current interval between failed send attempts is multiplied to determine the interval before the next send should be attempted. For example, a **backoff_factor** of 2 will cause the interval to double between each failed attempt.
- **base_interval_seconds** - The base number of seconds between retries.
- **max_backoffs** - If zero, the same interval is used between each retry (constant interval pinging). If non-zero, the interval between retries is multiplied by the **backoff_factor** after each failed send attempt until **max_backoffs** failed attempts have been made. Once **max_backoffs** have been performed, retry attempts are made at the constant rate of the last interval used. Otherwise, the same interval is used between each retry (linear pinging).

17.16.3.4 LimitedPing

This **valuetype** is used to parameterize a pinging behavior that should be stopped after a specified number of attempts. It derives from **UnlimitedPing** and adds the following state:

- **interval_limit** - The number of attempts before the pinging should be stopped.

17.16.3.5 DecayPolicy

This **valuetype** indicates how long a given registration is valid. If the **decay_seconds** are set to the value zero, the registered destination router will only be unregistered with an invocation of **unregister_router**. Otherwise, the registered destination router will be unregistered after the specified timeout has elapsed.

17.16.3.6 ResumePolicy

This **valuetype** indicates when a suspended registration should be resumed. If the **resume_seconds** are set to the value zero, the registered destination will only become active once explicitly resumed. Otherwise, the suspended destination will be resumed after the specified timeout has passed.

17.16.4 Interfaces

17.16.4.1 RouterAdmin

The **RouterAdmin** interface provides the operations for supporting scalable connection and disconnection between source routers and their destination routers and targets.

17.16.4.2 register_destination

A registration is added for the specified target with the given policies. If the registration is marked as **is_router**, the destination will receive messages via the Router interface as described in Intermediate Request Router on page 462. Otherwise, the registration is assumed to be for a target, in which case delivery is made as described in Target Router on page 462.

17.16.4.3 suspend_destination

The specified registration is suspended. If that target is not in an **ACTIVE** state, an **InvalidState** exception is raised. The suspended destination will be returned to the **ACTIVE** state if an explicit **resume_destination** or **register_destination** operation is performed for that destination. If the **resume_policy** allows for **TimedResume**, this transition will occur in, at most, the specified amount of time (e.g., if an explicit resumption doesn't happen first).

17.16.4.4 resume_destination

Resume the suspended destination. An **InvalidState** exception is raised if the destination is not in the **SUSPENDED** state.

17.16.4.5 unregister_destination

Unregister the specified destination. An **InvalidState** exception is raised if the target is not registered.

17.17 CORBA Messaging IDL

17.17.1 Messaging Module

The following module has been added by CORBA Messaging:

```
// IDL
// File: Messaging.idl
#ifndef _MESSAGING_IDL_
#define _MESSAGING_IDL_

import ::CORBA;
import ::IOP;
import ::TimeBase;
module Messaging {
    typeprefix Messaging "omg.org";

    //
    // Messaging Quality of Service
    //

    typedef short RebindMode;
    const RebindMode TRANSPARENT =          0;
    const RebindMode NO_REBIND =           1;
    const RebindMode NO_RECONNECT =        2;

    typedef short SyncScope;
    const SyncScope SYNC_NONE =             0;
    const SyncScope SYNC_WITH_TRANSPORT =  1;
    const SyncScope SYNC_WITH_SERVER =     2;
};
```

```

const SyncScope SYNC_WITH_TARGET =      3;

typedef short RoutingType;
const RoutingType ROUTE_NONE =          0;
const RoutingType ROUTE_FORWARD =       1;
const RoutingType ROUTE_STORE_AND_FORWARD = 2;

typedef short Priority;

typedef unsigned short Ordering;
const Ordering ORDER_ANY =              0x01;
const Ordering ORDER_TEMPORAL =         0x02;
const Ordering ORDER_PRIORITY =         0x04;
const Ordering ORDER_DEADLINE =         0x08;

//
// Locally-Constrained Policy Objects
//

// Rebind Policy (default = TRANSPARENT)
const CORBA::PolicyType REBIND_POLICY_TYPE = 23;
interface RebindPolicy : CORBA::Policy {
    readonly attribute RebindMode    rebind_mode;
};

// Synchronization Policy (default = SYNC_WITH_TRANSPORT)
const CORBA::PolicyType SYNC_SCOPE_POLICY_TYPE = 24;
interface SyncScopePolicy : CORBA::Policy {
    readonly attribute SyncScope    synchronization;
};

// Priority Policies
const CORBA::PolicyType REQUEST_PRIORITY_POLICY_TYPE = 25;
struct PriorityRange {
    Priority min;
    Priority max;
};
interface RequestPriorityPolicy : CORBA::Policy {
    readonly attribute PriorityRange    priority_range;
};
const CORBA::PolicyType REPLY_PRIORITY_POLICY_TYPE = 26;
interface ReplyPriorityPolicy : CORBA::Policy {
    readonly attribute PriorityRange    priority_range;
};

// Timeout Policies
const CORBA::PolicyType REQUEST_START_TIME_POLICY_TYPE = 27;
interface RequestStartTimePolicy : CORBA::Policy {
    readonly attribute TimeBase::UtcT start_time;
};
const CORBA::PolicyType REQUEST_END_TIME_POLICY_TYPE = 28;

```

```

interface RequestEndTimePolicy : CORBA::Policy {
    readonly attribute TimeBase::UtcT end_time;
};

const CORBA::PolicyType REPLY_START_TIME_POLICY_TYPE = 29;
interface ReplyStartTimePolicy : CORBA::Policy {
    readonly attribute TimeBase::UtcT start_time;
};
const CORBA::PolicyType REPLY_END_TIME_POLICY_TYPE = 30;
interface ReplyEndTimePolicy : CORBA::Policy {

    readonly attribute TimeBase::UtcT end_time;
};

const CORBA::PolicyType RELATIVE_REQ_TIMEOUT_POLICY_TYPE = 31;
interface RelativeRequestTimeoutPolicy : CORBA::Policy {
    readonly attribute TimeBase::TimeT relative_expiry;
};

const CORBA::PolicyType RELATIVE_RT_TIMEOUT_POLICY_TYPE = 32;
interface RelativeRoundtripTimeoutPolicy : CORBA::Policy {
    readonly attribute TimeBase::TimeT relative_expiry;
};

const CORBA::PolicyType ROUTING_POLICY_TYPE = 33;
struct RoutingTypeRange {
    RoutingType min;
    RoutingType max;
};
interface RoutingPolicy : CORBA::Policy {
    readonly attribute RoutingTypeRange routing_range;
};

const CORBA::PolicyType MAX_HOPS_POLICY_TYPE = 34;
interface MaxHopsPolicy : CORBA::Policy {
    readonly attribute unsigned short max_hops;
};

// Router Delivery-ordering Policy (default = ORDER_TEMPORAL)
const CORBA::PolicyType QUEUE_ORDER_POLICY_TYPE = 35;
interface QueueOrderPolicy : CORBA::Policy {
    readonly attribute Ordering allowed_orders;
};

//
// Propagation of QoS Policies
//

typedef CORBA::OctetSeq PolicyData;
struct PolicyValue {

```



```

        CORBA::PolicyType      ptype;
        PolicyData             pvalue;
};
typedef sequence<PolicyValue> PolicyValueSeq;

//
// Exception Delivery in the Callback Model
//

typedef CORBA::OctetSeq MarshaledException;
native UserExceptionBase;
valuetype ExceptionHolder {
    void raise_exception() raises (UserExceptionBase);
    void raise_exception_with_list(
        in CORBA::ExceptionList exc_list)
        in Dynamic::ExceptionList exc_list)
        raises (UserExceptionBase);
    private boolean is_system_exception;
    private boolean byte_order;
    private MarshaledException marshaled_exception;
};

//
// Base interface for the Callback model
//

interface ReplyHandler { };

//
// Base value for the Polling model
//
abstract valuetype Poller : CORBA::Pollable {
    typeid ::Messaging::Poller "IDL:omg.org/Messaging/Poller:3.1";
    readonly attribute Object      operation_target;
    readonly attribute string      operation_name;

    attribute ReplyHandler         associated_handler;
    readonly attribute boolean     is_from_poller;
};
};
#endif

```

17.17.2 MessageRouting Module

The following module has been added for the CORBA Messaging Interoperable Routing Protocol. These definitions are only required for interoperable support of Time-Independent Invocations:

```
// IDL
```

```

// File: MessageRouting.idl
#ifndef _MESSAGE_ROUTING_IDL_
#define _MESSAGE_ROUTING_IDL_

import ::CORBA;
import ::Dynamic;
import ::GIOP;
import ::IOP;
import ::Messaging;
module MessageRouting {
    typedef MessageRouting "omg.org";

    //
    // Basic Routing Interoperability
    //

    interface Router;
    interface RouterAdmin;
    typedef sequence<Router> RouterList;

    typedef CORBA::OctetSeq BodyData;

    struct MessageBody {
        BodyData        body;
        boolean         byte_order;
    };

    struct RequestMessage {
        GIOP::Version giop_version;
        IOP::ServiceContextList service_contexts;
        octet response_flags;
        GIOP::RequestReserved reserved;
        IOP::ObjectKey object_key;
        string operation;
        MessageBody body;
    };

    enum ReplyDisposition { TYPED, UNTYPED };
    struct ReplyDestination {
        ReplyDisposition    handler_type;
        Messaging::ReplyHandler handler;
    };

    struct RequestInfo {
        RouterList          visited;
        RouterList          to_visit;
        Object               target;
        unsigned short      profile_index;
        ReplyDestination     reply_destination;
        Messaging::PolicyValueSeq selected_qos;
        RequestMessage       payload;
    };
};

```

```

};
typedef sequence<RequestInfo> RequestInfoSeq;

interface Router {
    void send_request(in RequestInfo req);
    void send_multiple_requests(in RequestInfoSeq reqSeq);

    readonly attribute RouterAdmin admin;
};

//
// Polling-related interfaces
//

interface UntypedReplyHandler : Messaging::ReplyHandler {
    void reply(
        in string operation_name,
        in GIOP::ReplyStatusType reply_type,

        in MessageBody reply_body);
};

exception ReplyNotAvailable { };

interface PersistentRequest {
    readonly attribute boolean reply_available;

    GIOP::ReplyStatusType get_reply(
        in boolean blocking,
        in unsigned long timeout,
        out MessageBody reply_body)
        raises (ReplyNotAvailable);

    attribute Messaging::ReplyHandler associated_handler;

    GIOP::ReplyStatusType get_reply_with_context(
        in boolean blocking,
        in unsigned long timeout,
        out MessageBody reply_body,
        out IOP::ServiceContextList service_contexts)
        raises (ReplyNotAvailable);
};

interface PersistentRequestRouter {
    PersistentRequest create_persistent_request(
        in unsigned short profile_index,
        in RouterList to_visit,
        in Object target,
        in CORBA::PolicyList current_qos,
        in RequestMessage payload);
};

```

```

};

//
// Router Administration
//

typedef short RegistrationState;
const RegistrationState NOT_REGISTERED = 0;
const RegistrationState ACTIVE = 1;
const RegistrationState SUSPENDED = 2;

exception InvalidState{
    RegistrationState registration_state;
};

valuetype RetryPolicy supports CORBA::Policy { };

const CORBA::PolicyType IMMEDIATE_SUSPEND_POLICY_TYPE = 50;
valuetype ImmediateSuspend : RetryPolicy { };

const CORBA::PolicyType UNLIMITED_PING_POLICY_TYPE = 51;
valuetype UnlimitedPing : RetryPolicy {
    public short max_backoffs;
    public float backoff_factor;
    public unsigned long base_interval_seconds;
};

const CORBA::PolicyType LIMITED_PING_POLICY_TYPE = 52;
valuetype LimitedPing : UnlimitedPing {
    public unsigned long interval_limit;
};

const CORBA::PolicyType DECAY_POLICY_TYPE = 53;
valuetype DecayPolicy supports CORBA::Policy {
    public unsigned long decay_seconds;
};

const CORBA::PolicyType RESUME_POLICY_TYPE = 54;
valuetype ResumePolicy supports CORBA::Policy {
    public unsigned long resume_seconds;
};

interface RouterAdmin {
    void register_destination(
        in Object dest,
        in boolean is_router,
        in RetryPolicy retry,
        in DecayPolicy decay);

    void suspend_destination(
        in Object dest,

```

```
        in ResumePolicy resumption)
        raises (InvalidState);

void resume_destination(
    in Object dest)
    raises (InvalidState);

void unregister_destination(
    in Object dest)
    raises (InvalidState);
};
};
#endif
```

Annex A for Clause 17 Overall Design Rationale

(normative)

A.1 QoS Abstract Model Design

This Annex describes each of the components in the Quality of Service (QoS) abstract model and their relationships. The specification defines a framework within which current QoS levels are queried and overridden. This framework is intended to be of use for CORBAServices specifiers, as well as for future revisions of CORBA. The Messaging-specific QoS are defined in terms of this framework.

NOTE: The QoS definitions specified in this specification are applied to both synchronous as well as asynchronous invocations.

A.2 Model Components

The QoS framework abstract model consists of the following components:

- **Policy** - The base interface from which all QoS objects derive.
- **PolicyList** - A sequence of Policy objects.
- **PolicyManager** - An interface with operations for querying and overriding QoS **Policy** settings.
 - Mechanisms for obtaining **Policy** override management operations at each relevant application scope:
 - The ORB's **PolicyManager** is obtained through invoking **ORB::resolve_initial_references** with the **Objectld** "ORBPolicyManager".
 - A **CORBA::PolicyCurrent** derived from **CORBA::Current** is used for managing the thread's QoS Policies. A reference to this interface is obtained through an invocation of **ORB::resolve_initial_references** with the **Objectld** "PolicyCurrent."
 - Accessor operations on **CORBA::Object** allow querying and overriding of QoS at the object reference scope.
 - The application of QoS on a Portable Object Adapter is done through the currently existing mechanism of passing a **PolicyList** to the **POA::create_POA** operation.
- Mechanisms for transporting Policy values as part of interoperable object references and within requests:
 - **TAG_POLICIES** - A Profile Component containing the sequence of QoS policies exported with the object reference by an object adapter.
 - **INVOCATION_POLICIES** - A Service Context containing a sequence of QoS policies in effect for the invocation.

The Messaging QoS abstract model consists of a number of **CORBA::Policy**-derived interfaces:

- Client-side Policies are applied to control the behavior of requests and replies. These include Priority, RequestEndTime, and Queuing QoS.
- Server-side Policies are applied to control the default behavior of invocations on a target. These include QueueOrder and Transactionality QoS.

A.2.1 Component Relationships

Programmers set QoS at various levels of scope by creating a Policy-derived Messaging QoS Policy and selecting the interface for the particular scope. It is anticipated that the following is the standard use-case scenario:

- A POA is created with a certain set of QoS. When object references are created by that POA, the required and supported QoS are encoded in that object reference. Such an object reference is then exported for use by a client.
- Within a client, the ORB's **PolicyManager** interface is obtained to set QoS for the entire ORB (for the entire process when only one ORB is present) either programmatically, or administratively. The Policies set here are valid for all invocations in the process. A programmer-constructed **PolicyList** is used with this interface to actually set the QoS.
- Within that same client, the **CORBA::PolicyCurrent** is obtained to set QoS for all invocations in the current thread. This interface is derived from the **PolicyManager** interface, which can be used to change the QoS for each invocation. A programmer-constructed **PolicyList** is used with this interface to actually set the QoS.
- Within that same client, the object reference is obtained and an invocation of its **get_client_policy** operation queries the most specific QoS overrides. A programmer-constructed **PolicyList** may be passed to the Object's **set_policy_overrides** operation to obtain a new Object reference with revised QoS. Setting the QoS here applies to all invocations using the new Object reference and supersedes (if possible) those set at the ORB and thread (Current) scopes. The current set of overrides can be validated by calling the Object's pseudo-operation **validate_connection**, which will attempt to locate a target for the object reference if no target has yet been located. At this time, any Policy overrides placed at the Object, Thread or ORB scope will be reconciled with the QoS Policies established for that object reference when it was created by the POA. The current *effective* **Policy** can then be queried by invoking **get_policy**, which returns the **Policy** value that is in effect.
- Unseen by the application, the ORB (including the protocol engine) modifies its internal behavior in order to realize the quality of service indicated by the client through the first three steps. See the description of the protocol abstract design in Message Routing Abstract Model Design on page 486.

A.2.2 Component Design

Design decisions were made with respect to the following components of the QoS framework:

- Each QoS is an interface derived from **CORBA::Policy**. The design trade-offs focused on ease of application interface for setting specific QoS values, extensibility for new QoS types and values, and compactness so the QoS values can be represented efficiently in Service Contexts and IOR Profile Components. Several alternatives were considered as the basic type for each QoS entity before the decision was made to use the **Policy** interface:
 - **CORBA::NamedValue** - A pair of **string** and **any** were considered mainly due to the flexibility afforded by using an **any** to represent QoS values. This design was discounted due to the untyped nature of the **any** and the application development and execution costs of inserting typed data into and extracting typed data from values of type **any**. Furthermore, the presence of a full typecode within an **any** makes the size of such pairs too large for inclusion in compact Service Contexts and Profile Components.
 - Stateful CORBA **valuetype** - Although the **valuetype** does present a typed interface to the application program, including **valuetypes** in Service Contexts and IOR Profile Components is too expensive due to the presence of full repository identifier information when the **valuetype** is marshaled. Furthermore, there are issues associated with potential truncation of such QoS **valuetypes** when passed as formal arguments of their base type.

- Interfaces derived from **CORBA::Policy** and compact representation. In the model chosen by this specification, the QoS values are accessible through locality-constrained interfaces. Derivation from **CORBA::Policy** allows reuse of existing interfaces and operations for policy management. When certain QoS values must be marshaled in a Service Context or an IOR Profile Component, the most compact format was chosen. The type of QoS **Policy** represented is indicated by a structure containing the integral **PolicyType** and a **sequence** of **octet** holding the values for that policy.
- A generic factory for creating QoS Policies. In the *POA* specification within *CORBA*, each POA **Policy** is created through an operation on the POA itself. Although this presents a convenient typed interface for the creation of **Policy** objects, it causes serious problems when new POA Policies are introduced. To fit with the current model, operations would have to be added to the POA interface for every new type of POA **Policy**. To address this potential administrative nightmare, this specification introduces a new ORB operation **create_policy**. Rather than introducing typed operations for creating all of the Messaging QoS Policies discussed in this specification, the generic factory operation is used.
- A **RebindPolicy** client-side QoS **Policy** to ensure deterministic effective QoS. In *CORBA*, *transparent rebinding* of an object reference may take place during any invocation. Rebinding is defined here to mean changing the client-visible QoS as a result of replacing the IOR Profile used by a client's object reference with a new IOR Profile. Transparent rebinding is defined as when this happens without notice to the client application. Typically, this happens within GIOP through the use of location forwarding. The default **RebindPolicy** (and the only *CORBA* behavior) supports this transparent rebind. For an application with rigorous quality of service requirements, such transparent rebinding can cause problems. For instance, unexpected errors may occur if the application sets its QoS Policies appropriately for an object reference, and then the ORB transparently changes the application's assumptions about that reference by obtaining a new IOR. The **RebindPolicy** has been added so that applications can prevent the ORB from silently changing the IOR Profile (and therefore the server-side QoS) that have been assumed. A more rigorous value of this **Policy** even precludes the ORB from silently closing and opening connections (when IIOP is being used, for example). The specific requirements demanded by an application dictate which level of **RebindPolicy** is necessary.

A.3 AMI/TII Abstract Model Design

This sub clause describes each of the components in the Asynchronous Method Invocation /Time-Independent Invocation (AMI/TII) abstract model and the relationships between them.

The model supported by Messaging is a specialization of the general object model described in the OMA guide. All of the elements of the CORBA object model are present in the model described here. Some of the names of existing components are defined more precisely than they are in the CORBA object model. In addition, this specification adds some new components to support Messaging.

Some of the components described here have been borrowed from other specifications, which in some cases have yet to be ratified. Where this occurs, it is clearly noted.

A.3.1 Asynchronous Method Invocation Components

The abstract model for AMI/TII supported by Messaging adds the following client-side components:

- **ReplyHandler** - A **ReplyHandler** is an Object that encapsulates the functionality for handling an asynchronous reply. It is used for callback model reply handling.
- **Poller** - A Poller is a **valuetype** used by clients to obtain replies to asynchronous invocations. The Poller provides a type-specific wrapping through which a Reply is obtained.

- Asynchronous Method Invocation (AMI) - A remote method invocation that returns immediately and whose reply is handled by a **ReplyHandler**-derived class implemented by the programmer, or whose reply is obtained through a Poller **valuetype**.

A.3.2 Time-Independent Invocation Components

The abstract model for AMI/TII supported by Messaging adds the following components to support interoperability of Time-Independent Invocations:

- **PersistentRequest** - A **PersistentRequest** is an Object that encapsulates an outstanding request. It supports operations for asynchronous operations (including polling or blocking until the reply comes). The **PersistentRequest** is not a locality constrained object (as opposed to the **CORBA::Request**).
- **Persistent ReplyHandler** - A **ReplyHandler** whose Object reference is created by a POA with a **PERSISTENT LifeSpan** Policy. The Persistent **ReplyHandler** may be implemented by a process other than the one that issued the request.
- **PersistentPoller** - A Poller with state including a **PersistentRequest** reference. The **PersistentPoller** may be used by a process other than the one that issued the request.
- Time-Independent Invocation (TII) - A time-independent invocation is an AMI request whose reply may outlive the client process. This is addressed via the persistent **ReplyHandler** and Poller mechanisms.
- Router - A software routing agent that is used when the target objects (either the target of the request or the target of the reply) are not available.
- Interoperable Routing Protocol -- An interoperable routing protocol built in terms of GIOP that provides a higher level of Quality of Service with respect to message routing and delivery than is currently supported by IIOP. These extensions allow out-of-the-box interoperability and define interfaces for MOM product plug-ins to support CORBA Messaging with value-added QoS services that the particular MOM vendor brings to the market.

A.3.3 Component Relationships

Figure 17.2 denotes an abstract view of the general Messaging architecture and is not meant to imply any particular implementation.

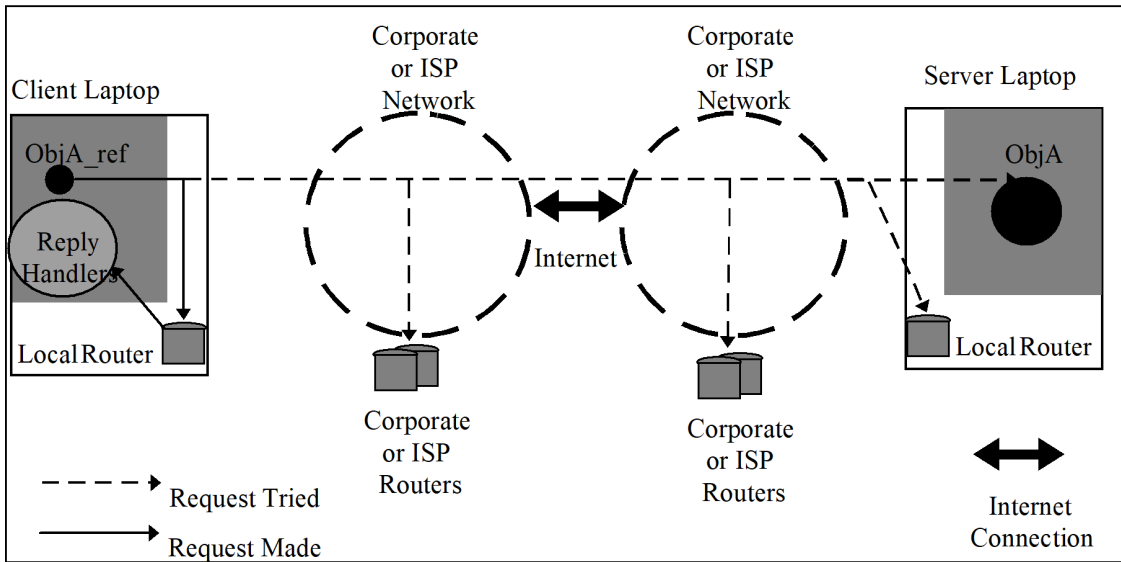


Figure 17.2 - TII: No direct connection possible

Figure 17.2 depicts the most general scenario in which a client application residing on a laptop wishes to make an asynchronous method invocation on an object in a server residing on another laptop. Each laptop typically connects to its own corporate or ISP network. Each of these networks has some set of Request/Reply Routers installed that are meant to be highly available and reliable. These Routers provide store-and-forward capabilities.

In Figure 17.2 neither client nor server laptops are currently connected to their respective networks. In this scenario, the client application makes its requests using the Time-Independent Invocation model. The dashed arrows indicate that the client always tries to make the invocation on the target object or the Request/Reply Router closest to the target. Since the client is not connected, it makes the invocation on the local router (indicated by the solid arrow).

Figure 17.3 depicts an asynchronous invocation in that the replies to the client invoke an operation on a callback object called a **ReplyHandler**. In general, the client may passivate himself, or may die while the request is outstanding. If a persistent delivery quality of service had been specified (with a long enough time-out period) the reply may be delivered when the **ReplyHandler** instance becomes available again. All object adapter features including process activation, Adapter activation and servant activation can be used in ensuring delivery of the reply to a persistent **ReplyHandler**.

Again, Figure 17.2 is meant to depict the most general case.

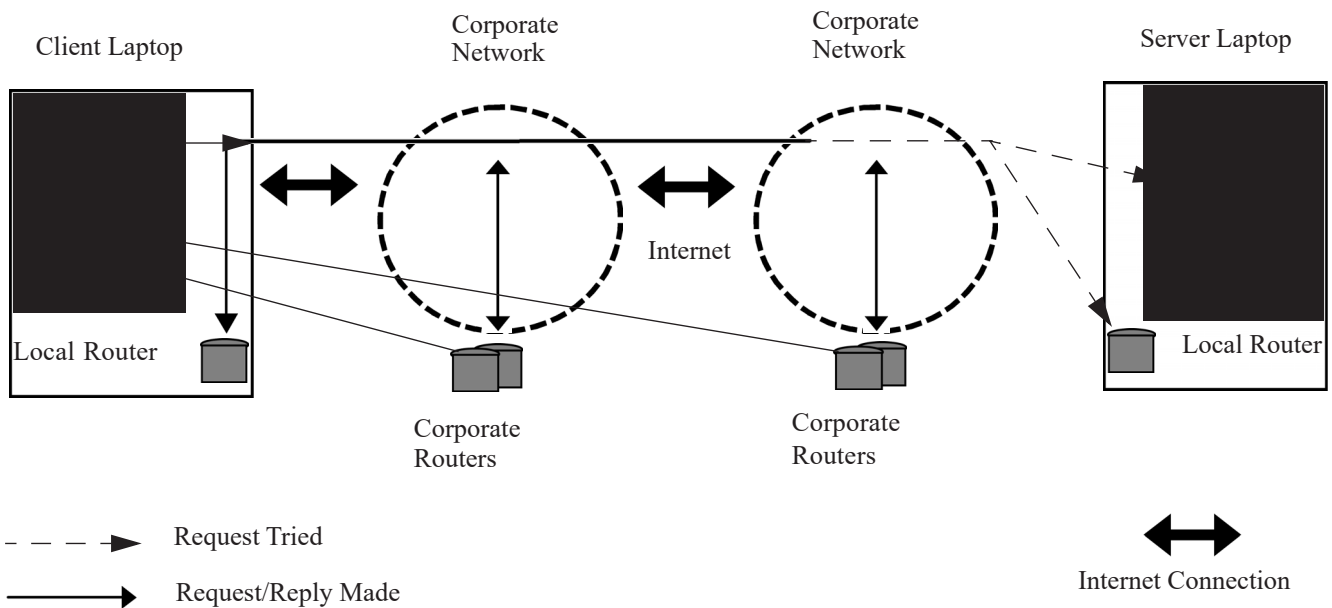


Figure 17.3 - TII: Target not available synchronously

Figure 17.3 illustrates the case where the client laptop gains an Internet connection to its corporate network. In this scenario, the Routers that are accessible exchange requests and replies always first trying to contact the target and then sending to the accessible **Router** closest to the target. In Figure 17.3, the server laptop is not accessible so the routers exchange information. Notice that Corporate Routers may have replies to invoke on the client's set of ReplyHandlers now that the client is reachable. Also, recognize that since the client laptop is now connected, there may be requests and replies for other targets, which are not currently running on the Client Laptop and so are cached in the Client Laptop's Local **Router**.

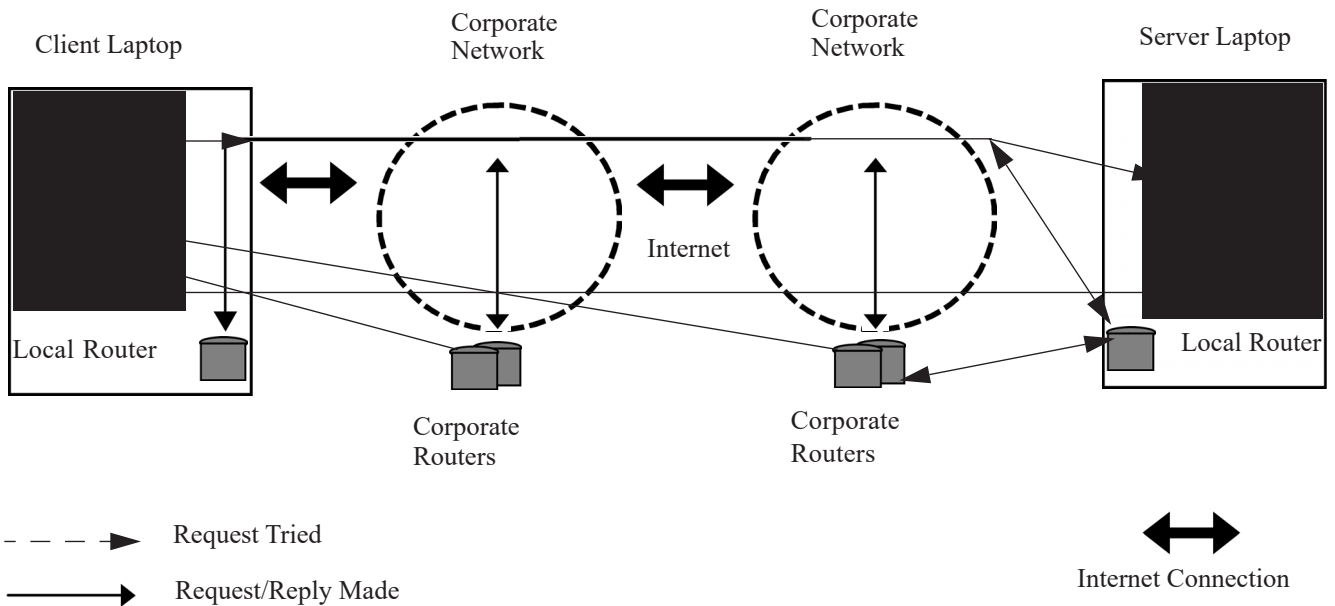


Figure 17.4 - Full connectivity available

Finally, Figure 17.4 represents full connectivity. Notice that all of the Request/Reply Routers exchange information to get previously-queued requests/replies closer to their target objects. Since there is full connectivity between the two applications, the client's async invocations can be made on the target object directly and the replies can be sent directly back to make the appropriate invocation on the **ReplyHandler** object.

If the client application has requested queued delivery, a Router is used even in the case depicted in Figure 17.4. Despite the availability of the target, the client ORB sends the request to a Router, which can queue the request prior to attempting the synchronous invocation on the target. As an optimization that limits the request to needing only a single network hop, this Router may be local to the target, but it is still a Router with all the usual responsibilities.

Notice also that since the Server Laptop is connected its Request/Reply Router exchanges information for applications that may or may not be running.

A.3.4 Callback Model Detailed Design

Several characteristics of the Callback programming model are worth extra attention:

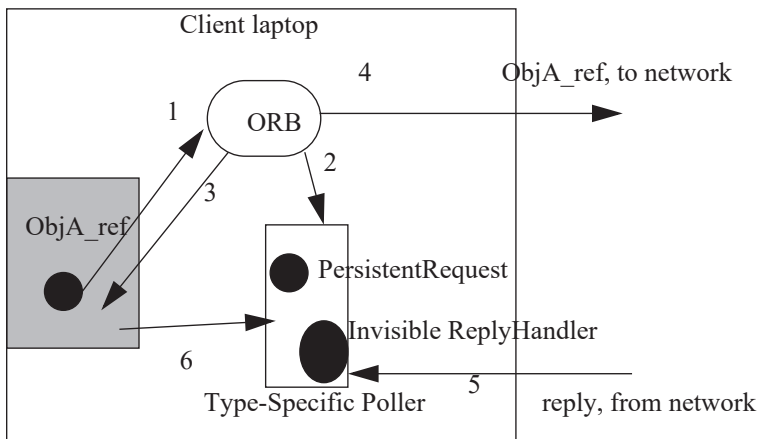
- The **ReplyHandler** is a CORBA object that receives the reply to an AMI. The programmer writes the implementation for a type-specific **ReplyHandler**. A client obtains an object reference for this **ReplyHandler** and passes it as part of the asynchronous method invocation. When the server completes the request, its reply is delivered as an invocation on the **ReplyHandler** object. This invocation is made on the **ReplyHandler** using the normal POA techniques of servant and object activation. As a result, the callback operation may be handled in a different programming context than that in which the original request was made.
- Exception replies require special handling in the Callback model. Since the **ReplyHandler** implements an IDL interface, all arguments passed to its operations must be defined in IDL as well. However, exceptions cannot be passed as arguments to operations; exceptions can only be raised as part of a reply. To solve this problem, an **ExceptionHolder valuetype** is created to encapsulate the identity and contents of the exception that was raised. An

instance of this **ExceptionHandler** is passed as the argument to the **ReplyHandler** operation that indicates an exception was raised by the target. In addition to its exception state, the **ExceptionHandler** also has operations that raise the returned exception, so the **ReplyHandler** implementation can have the returned exception re-raised within its own context.

A.3.5 Poller/PersistentRequest Detailed Design

In the Polling model, the routing relationships are a superset of those seen in the Callback model. The differences in this model appear at both the beginning and end of the request/reply cycle. For Polling, the client application does not establish a Callback **ReplyHandler**. The events that occur when Polling are pictured in Example 17-1. The steps are as follows:

1. The client invokes the “sendp” variation of the target object’s operation.
2. The ORB creates a **PersistentRequest** object and associates a reference to it with an invisible **ReplyHandler** that is wrapped in a type-specific Poller value.
3. The ORB returns this Poller to the client.
4. The ORB then proceeds as if the invocation were done with the invisible **ReplyHandler** and sends its request into the network.
5. At the very end, the invisible **ReplyHandler** receives the response and waits for a poll.
6. When the computing context holding the type-specific Poller asks for a response, the Poller obtains the response from the invisible **ReplyHandler** and delivers that response to the caller.



Example 17-1. Sequence of Steps in Polling

A client uses the **Poller** in a similar fashion as in the DII deferred synchronous model. The programmer can at any time choose to check whether or not the reply has arrived and deal with it in the current programming context. The user may also ask a Poller to block until the reply has arrived. The **PersistentRequest** reference is not visible to the client application, but is specified to enable interoperability between Messaging products.

When a Time-Independent Invocation has been made, it is possible to poll for the reply in a client different from the one that made the initial request. An application takes advantage of this by passing the Poller from the client that made the request to the client that intends to poll for the reply (presumably by way of an Object instance that is collocated with the latter client). Since this Poller is implemented through the use of a **PersistentRequest** object implemented by the Messaging layer, that **PersistentRequest** must be accessible to whichever client uses that Poller. When the TII is used, it is possible for the polling client to obtain the reply after the original invoking client no longer exists. Since the **PersistentRequest** must be implemented in a server that is accessible to the Polling client, that **PersistentRequest** must be external to the original invoking client. A common design might be to have the **PersistentRequest** in this case be implemented by a corporate Router accessible to the invoking client as well as to the client that intends to poll for the response. The creation of **PersistentRequest** objects is discussed in detail in the Section 17.13, Sub clause III - Introduction, on page 453.

In addition to being able to query the status of an individual Poller, the client can use the **PollableSet** interface to ask about the status of several pollers, as well as the status of any deferred synchronous requests. The client can query to find out if any of a particular set has completed or it can block until one of the set completes.

Note on CORBA AMI Support

Asynchrony is addressed in several places in *CORBA*. These items are taken into consideration by this specification and are modified in the following ways:

- oneway operations - Operations can be defined in IDL to be oneway. Such operations are by their very nature asynchronous, in that no reply is ever received from a oneway operation and no synchrony can be assumed between the client and the target. However, the definition of oneway in the *CORBA* specification does not guarantee a deterministic, portable behavior between compliant ORB products. To address this issue, the *CORBA* Messaging specification introduces a QoS Policy that makes the behavior of oneway operations deterministic. Note that this new Policy addresses the behavior of oneway operations regardless of the use of the new Polling and Callback stubs introduced by this specification.
- DII Deferred Synchronous - Deferred synchronous invocations are supported in *CORBA* only when the DII is used. The *CORBA::Request* pseudo-interface is enhanced by this specification with the additions of TII and the Callback model.

Note on Asynchrony and Narrowing of Object References

- Many programming languages map IDL interfaces to programming constructs that support inheritance. In those language mappings (such as C++ and Java) that provide a mechanism for narrowing an Object reference of a base interface to a more derived interface, the act of narrowing may require the full type hierarchy of the target. In this case, the implementation of narrow must either contact an interface repository or the target itself to determine whether or not it is safe to narrow the client's object reference. This requirement is not acceptable when a client is expecting only asynchronous communication with the target. Therefore, for the appropriate languages this specification adds an unchecked narrow operation to the IDL mappings for interface. This unchecked narrow always returns a stub of the requested type without checking that the target really implements that interface. If a client narrows the target to an unsupported interface type, invoking the unsupported operations will raise the system exception *CORBA::BAD_OPERATION* with standard minor code 2.

A.4 Message Routing Abstract Model Design

This sub clause describes each of the components of the Message Routing abstract model and their relationships.

A.4.1 Model Components

By and large the components of the message routing protocol are the same as those of GIOP. The differences come with respect to two issues:

- TII is essentially a store-and-forwarding mechanism. This implies the use of Request routing agents. The protocol followed by these Routers is defined in Message Routing on page 455.
- Dynamic Protocol Selection based on QoS is reconciled locally via information in the IOR and the local ORB. This implies several newly defined items at the protocol level:
 - Newly defined **IOR::ServiceContext** that contains QoS parameters.
 - Newly defined **IOR::ComponentId** tag for Messaging and a Component consisting of a representation of default QoS parameters.
 - Newly defined **IOR::ComponentId** tag and Component representing the transaction policy.
 - A newly defined **IOR::ComponentId** tag and Component containing a sequence of Request Routers. This sequence of Routers represents the preferred addressing strategy when TIIs are made on an Object.

A.4.2 Component Relationships

The relationship between the above described components is based on the following:

- QoS resolution should be performed by the client ORB if possible. Routers and/or Messaging-aware Adapters must ensure that only valid QoS have been selected.
- For efficient use of the Request/Reply Routers, their addressing information needs to be in the IOR.
- Request/Reply Routers re-route request and reply messages by explicitly sending messages between them, and then generating a regular GIOP request (and receiving a regular GIOP reply) when interfacing with the real target. To allow this routing to occur, the Router interface requires an encapsulation of a GIOP request in terms of:
 - Routing information including the message header and pertinent QoS information.
 - Message payload (the marshaled arguments and service contexts from the client).

The routers use the encapsulated QoS & re-routing information to re-route requests and replies and to decide whether to store request/reply information for a specified lifetime. The GIOP must be flexible enough to allow the Router closest to the request's destination to generate a request that looks like it was marshaled at the original client. This closest Router must be able to handle the full GIOP including the processing of a **LOCATION_FORWARD** reply without necessitating a return to the original client.

A.4.3 Router Administration Design

Several features of the Router administration design are worth note. These fall into two main areas:

- Static vs. Dynamic Routing - Routing information for an Object is available to the client ORB through a Profile Component in the object's IOR. This Component contains a sequence of Router references through which Time-Independent requests may pass on the way to the target. Therefore, portably exporting a target's preferred Routers must be done statically, at the time when the target's reference is created. This specification introduces no interfaces that support dynamic routing. It is expected that future work in CORBA Messaging will introduce portable administrative interfaces through which domains of Routers may be connected. Note that since the Router is an Object, the usual CORBA mechanisms for dynamic server relocation can certainly be used to allow migration of

Routers and other such dynamic Routing activities.

- Minimize administrative traffic - Administrative interfaces are introduced that will allow a minimal amount of network bandwidth to be consumed when network disconnections occur. Furthermore, these administrative interfaces have been designed so that additional overhead is not consumed when Routers would normally be in an idle state. Administrative communication is only necessary when messages would otherwise have to be sent between Routers.

Annex B for Clause 17

Conformance and Compatibility Issues

(normative)

This Annex specifies the points that must be met for a compliant implementation of CORBA Messaging and compatibility issues associated with this specification.

B.1 Conformance Issues

This specification can be separated into several logical components. In order to be conformant with this specification, the following mappings and features must be supported and implemented using the specified semantics:

- Changes to CORBA and Services. These changes include the modifications to GIOP, OTS, and the **SyncScopePolicy** refinements to **oneway** operations. This component includes the **Policy** management framework for Quality of Service as described in I - Introduction on page 419.
- Asynchronous Method Invocation (AMI) interfaces. This component includes the generation of asynchronous stubs (sendc/sendp operations) along with all interfaces and values upon which these stubs rely. All modifications to the DII are also included in this component.
- Quality of Service Policies for Messaging. These new Policies and their possible values are described in Messaging Quality of Service on page 415.

Implementation of the following component is not required to be conformant with this specification:

- Time-Independent Invocations (TII). This component includes the QoS **Policy** that supports TII (**RoutingTypePolicy**), the typed **PersistentPollers** described in Persistent Type-Specific Poller on page 438, and all interoperable Routing interfaces described in III - Introduction on page 460.

B.2 Compatibility Issues

B.2.1 Transaction Service

Transaction service compatibility is affected by two factors:

- Changes to existing transaction service behavior introduced as part of this specification.
- New transaction service functions introduced by this specification and the affect on existing implementations.

These are considered separately in each of the following sub clauses.

B.2.2 Changes to Current OTS Behavior

This specification deprecates the **TransactionalObject** interface defined in the *Transaction Service* specification. The **TransactionalObject** interface was defined to control propagation of the transaction context between the client and the server. An interface that inherits from **TransactionalObject** will automatically have the client's transaction context established by the server ORB before any operations on that interface are invoked.

A new mechanism for transaction propagation is independent of the use of inheritance from **TransactionalObject**. This mechanism has been defined so that *existing applications will continue to operate correctly without change* so they do not have to remove **TransactionalObject** inheritance from their existing IDL. At most, they will need to ensure that a definition of **CosTransactions::TransactionalObject** continues to be available to the IDL compiler.

The use of **TransactionalObject** inheritance had two other side effects in the *Transaction Service* specification.

- It affected the CORBA type of the interface being defined and thus the RepositoryID in the Interface Repository. This means that once interface inheritance is actually removed, transactional and non-transactional implementations of the same interface will have the same CORBA type.
- It provided for documentation within IDL of interfaces whose implementation was intended to be transactional. This enabled application developers to easily track their use of transactions.

Once **TransactionalObject** is actually removed, these side effects will no longer be present.

B.2.2.1 Effects of New OTS Functions on Existing OTS Implementations

This specification introduces new functions and behaviors to the *Transaction Service* to support the global transaction model used by messaging and to encode the transaction model in the object reference using a newly defined **TransactionPolicy**. The default for this new policy has been chosen to be compatible with existing CORBA behavior (i.e., a global transaction is associated with the target object if present) otherwise it is not. Existing applications, which will not create **TransactionPolicy** objects, will get the existing CORBA behavior.

Existing Clients with New Servers

New server applications can create object references with new **TransactionPolicy** selections that can be exported to existing clients. Depending on the **TransactionPolicy** selected, invoking methods on these objects may succeed transparently to the client or produce failures (in the form of system exceptions) existing clients will not have previously seen.

New AMI Clients with Existing Servers

Existing servers may require analysis of their existing semantics to determine the extent to which they may be able to operate with new clients, especially clients that use the new AMI request invocation model. In general the following are true and existing objects may as a result be usable without change by AMI clients:

- If transactions are not used, existing server objects will interoperate with new AMI clients.
- If transactions are used, AMI invocations will use the new queued transaction model causing invocations on the target object to be rejected with a new system exception.
- Depending on application design, it is possible that some (but not all) of these existing applications can operate successfully with AMI clients. This will require that these server objects be changed to produce new compatible object references.

It is normally true that a server application design, which depends on updating recoverable resources managed by objects at multiple sites cannot support an AMI invocation without producing different behavior. For the cases where this is not a problem the application can take advantage of new AMI clients by changing the object reference at creation time.

B.2.3 Security Service

The issues surrounding Security and Time-Independent Invocations must be addressed in a subsequent RFP. Current CORBA Security does fully support all other aspects of this specification, including typed deferred synchronous invocations.

18 Compression

18.1 General

The Compression module provides a set of interfaces to create and register entities that provide compression and decompression functionalities. These features may be used in stand-alone mode to obtain compressed and decompressed CORBA octet sequences, or internally by the ORB to compress GIOP messages when the ZIOP protocol is enabled.

The Compressor interface is an abstraction that provides the basic mechanism to compress and decompress CORBA octet sequences. The compressor collects statistical information about its compression. A specific compressor is identified by its CompressorId. CompressorIds are maintained by the OMG, vendors and users must request specific CompressorIds for their own compressors.

The CompressorFactory interface is a factory to create different compressors using a particular algorithm depending on its compression level.

The CompressionManager interface is an ORB initial reference for register CompressorFactories depending on its compression algorithm.

All these entities, Compressor, CompressorFactory, and CompressionManager are local CORBA interfaces.

The Compression module provides the way to easily create custom compressors. The procedure involves two steps.

- First, the user provides an implementation of CompressorFactory and Compressor interfaces.
- Second, this new custom CompressorFactory must be registered in the CompressionManager to make it accessible through the ORB services.

The zlib compressor must be provided by default and may be used easily as another CORBA feature. Also it must be possible to implement a new custom compressor by implementing the Compressor interface.

18.2 Compressor Interface

This interface is an abstraction of a specific algorithm for compression and decompression. All different algorithm implementations will support this common interface.

```
// IDL
module Compression {
    exception CompressionException {
        long reason;
        string description;
    };

    typedef CORBA::OctetSeq Buffer;
    typedef unsigned short CompressionLevel;
    typedef float CompressionRatio;

    local interface Compressor {
        void compress(
            in Buffer source,
            inout Buffer target)
    };
};
```

```

        raises (CompressionException);
void decompress(
    in Buffer source,
    inout Buffer target)
    raises (CompressionException);
readonly attribute CompressorFactory compressor_factory;
readonly attribute CompressionLevel compression_level;
readonly attribute unsigned long long compressed_bytes;
readonly attribute unsigned long long uncompressed_bytes;
readonly attribute CompressionRatio compression_ratio;
};
};

```

18.2.1 CompressionException

This exception is thrown when compress or decompress fails. The reason can be used by the concrete compressor implementation to give some feedback on the technical reason of the failure. This could be used by application mode when they are aware of the concrete compressor and their list of possible reasons. Because there are a lot of different compression algorithms with different possible error reasons we don't want to attempt to list all possible error reasons. When the underlying compression algorithm has the possibility to retrieve an error string this will be put in the description field.

18.2.2 compress

This operation compresses the data contained in a source buffer into the target buffer. If an error occurs during the compression, it throws a CompressionException. The buffer is an octet sequence that could be extended with ORB specific operations.

18.2.3 decompress

This operation decompresses the data contained in the source buffer into the target buffer. If an error occurs during the decompression, it throws a CompressionException. The buffer is an octet sequence that could be extended with ORB specific operations.

18.2.4 compressor_factory

This attribute represents the object reference to CompressorFactory that created this Compressor.

18.2.5 compression_level

This attribute represents, for the specific algorithm, the compression level that will be applied using this Compressor. For ZIOP we define that 0 means no compression, 1 low compression, 9 the highest compression available.

18.2.6 compressed_bytes

This attribute represents the total number of compressed bytes written by this compressor during compression (i.e., the "target" argument of Compressor::compress). This information could be useful for statistical purposes.

18.2.7 uncompressed_bytes

This attribute represents the total number of uncompressed bytes read by this compressor during compression (i.e., the “source” argument of Compressor::compress). This information could be useful for statistical purposes.

18.2.8 compression_ratio

This attribute represents the compression ratio achieved by this compressor. The ratio must be obtained with the following formula: $\text{compressed_bytes} / \text{uncompressed_bytes}$.

18.3 CompressorFactory Interface

The CompressorFactory interface allows the retrieval of a Compressor with a particular algorithm implementation. Compressors are retrieved for a specific compression level.

// IDL

```
local interface CompressorFactory {
    readonly attribute CompressorId compressor_id;

    Compressor get_compressor(in CompressionLevel compression_level);
};
```

18.3.1 compressor_id

This attribute represents the specific compression algorithm associated with this CompressorFactory. All Compressors retrieved from this factory use this algorithm.

18.3.2 get_compressor

This operation retrieves a Compressor instance with the given compression level. Calling this operation multiple times with the same compression level should return the same instance. The CompressorFactory is responsible for managing the lifetime of the Compressors. If a compression level > 9 is passed, a BAD_PARAM exception with minor code 44 is raised.

18.4 CompressionManager Interface

This is the interface to register and unregister CompressorFactories objects with an ORB. It is obtained by resolving initial references: “CompressionManager.”

// IDL

```
exception FactoryAlreadyRegistered {
};
exception UnknownCompressorId {
};

local interface CompressionManager {
    void register_factory(
```

```

        in CompressorFactory compressor_factory)
        raises (FactoryAlreadyRegistered);
void unregister_factory(
        in CompressorId compressor_id)
        raises (UnknownCompressorId);
CompressorFactory get_factory(
        in CompressorId compressor_id)
        raises (UnknownCompressorId);
Compressor get_compressor(
        in CompressorId compressor_id,
        in CompressorLevel compression_level)
        raises (UnknownCompressorId);
CompressorFactorySeq get_factories();
};

```

18.4.1 register_factory

This operation registers a new CompressorFactory.

18.4.2 unregister_factory

This operation unregisters a CompressorFactory with the given CompressorId from the CompressionManager.

18.4.3 get_factory

This operation retrieves a CompressorFactory with the given CompressorId from the CompressionManager.

18.4.4 get_compressor

This operation retrieves a Compressor with the given compression_level from the CompressorFactory with the given CompressorId. Calling this operation multiple times with the same compressor id and compression level should return the same instance. If a compression level > 9 is passed a BAD_PARAM exception with minor code 44 is raised.

18.4.5 get_factories

This operation lists all registered CompressorFactories in the CompressionManager.

18.5 Consolidated IDL

```

#pragma prefix "omg.org"
module Compression {
    exception CompressionException {
        long reason;
        string description;
    };
    exception FactoryAlreadyRegistered { };
    exception UnknownCompressorId { };
};

```

```

typedef unsigned short CompressorId { };
const CompressorId COMPRESSORID_NONE = 0;
const CompressorId COMPRESSORID_GZIP = 1;
const CompressorId COMPRESSORID_PKZIP = 2;
const CompressorId COMPRESSORID_BZIP2 = 3;
const CompressorId COMPRESSORID_ZLIB = 4;
const CompressorId COMPRESSORID_LZMA = 5;
const CompressorId COMPRESSORID_LZO = 6;
const CompressorId COMPRESSORID_RZIP = 7;
const CompressorId COMPRESSORID_7X = 8;
const CompressorId COMPRESSORID_XAR = 9;

typedef unsigned short CompressionLevel;
typedef float CompressionRatio;

struct CompressorIdLevel {
    CompressorId compressor_id;
    CompressionLevel compression_level;
}
typedef sequence <CompressorIdLevel> CompressorIdLevelList;

typedef CORBA::OctetSeq Buffer;

local interface Compressor {
    void compress(
        in Buffer source,
        inout Buffer target)
        raises (CompressionException);
    void decompress(
        in Buffer source,
        inout Buffer target)
        raises (CompressionException);
    readonly attribute CompressorFactory compressor_factory;
    readonly attribute CompressionLevel compression_level;
    readonly attribute unsigned long long compressed_bytes;
    readonly attribute unsigned long long uncompressed_bytes;
    readonly attribute CompressionRatio compression_ratio;
};

local interface CompressorFactory {
    readonly attribute CompressorId compressor_id;

    Compressor get_compressor(in CompressionLevel compression_level);
};

typedef sequence<CompressorFactory> CompressorFactorySeq;
local interface CompressionManager {
    void register_factory(
        in CompressorFactory compressor_factory)
        raises (FactoryAlreadyRegistered);
};

```

```
void unregister_factory(  
    in CompressorId compressor_id)  
    raises (UnknownCompressorId);  
CompressorFactory get_factory(  
    in CompressorId compressor_id)  
    raises (UnknownCompressorId);  
Compressor get_compressor(  
    in CompressorId compressor_id,  
    in CompressorLevel compression_level)  
    raises (UnknownCompressorId);  
CompressorFactorySeq get_factories();  
};  
};
```


Annex A: IDL Tags and Exceptions

(normative)

A.1 Overview

This annex lists the standardized profile, service, component, policy tags and exception codes described in the CORBA documentation. Implementor-defined tags can also be registered in this manual. Requests to register tags with the OMG should be sent to tag_request@omg.org.

A.2 Profile ID Tags

Tag Name	Tag Value	Described in
ProfileId	TAG_INTERNET_IOP = 0	<i>Part 2 of this International Standard - Orb Interoperability Architecture Clause</i>
ProfileId	TAG_MULTIPLE_COMPONENTS = 1	<i>Part 2 of this International Standard - Orb Interoperability Architecture Clause</i>
ProfileId	TAG_SCCP_IOP = 2	CORBA/TC Interworking specification
ProfileId	TAG_UIPMC = 3	<i>Part 2 of this International Standard - Unreliable Multicast clause</i>
ProfileId	TAG_MOBILE_TERMINAL_IOP = 4	Telecom Wireless specification

A.3 Service ID Tags

Tag Name	Tag Value	Described in
ServiceId	TransactionService = 0	Object Transaction Service specification
ServiceId	CodeSets = 1	<i>Part 2 of this International Standard - ORB Interoperability Architecture</i> clause.
ServiceId	ChainBypassCheck = 2	<i>Interoperability with non-CORBA Systems</i> clause: see <i>Part 2 of this International Standard</i>
ServiceId	ChainBypassInfo = 3	<i>Interoperability with non-CORBA Systems</i> clause: see <i>Part 2 of this International Standard</i> .
ServiceId	LogicalThreadId = 4	<i>Interoperability with non-CORBA Systems</i> clause: see <i>Part 2 of this International Standard</i>
ServiceId	BI_DIR_IIOB = 5	<i>Part 2 of this International Standard - General Inter-ORB Protocol</i> clause.
ServiceId	SendingContextRunTime = 6	<i>This Part of this International Standard - Value Type Semantics</i> clause.
ServiceId	INVOCATION_POLICIES = 7	<i>This Part of this International Standard - CORBA Messaging</i> clause.
ServiceId	FORWARDED_IDENTITY = 8	Firewall Traversal specification (ptc/04-03-01)
ServiceId	UnknownExceptionInfo = 9	Java to IDL Language Mapping specification:
ServiceId	RTCorbaPriority = 10	Real-Time CORBA specification: see
ServiceId	RTCorbaPriorityRange = 11	Real-Time CORBA specification: see
ServiceId	FT_GROUP_VERSION = 12	<i>Fault Tolerant CORBA</i> clause: see CORBA, v3.0.3.
ServiceId	FT_REQUEST= 13	<i>Fault Tolerant CORBA</i> clause: see CORBA, v3.0.3.
ServiceId	ExceptionDetailMessage = 14	<i>Part 2 of this International Standard - ORB Interoperability Architecture</i> clause.
ServiceId	SecurityAttributeService = 15	<i>Part 2 of this International Standard - Secure Interoperability</i> clause.
ServiceId	ActivityService = 16	Additional Structuring Mechanisms for the OTS.
ServiceId	RMICustomMaxStreamFormat = 17	Java to IDL Language Mapping specification.
ServiceId	ACCESS_SESSION_ID = 18	Telecom Service Access Subscription (TSAS) specification.
ServiceId	SERVICE_SESSION_ID = 19	Telecom Service Access Subscription (TSAS) specification.
ServiceId	FIREWALL_PATH = 20	Firewall Traversal specification (ptc/04-03-01)
ServiceId	FIREWALL_PATH_RESP = 21	Firewall Traversal specification (ptc/04-03-01)

A.4 Component ID Tags

Tag Name	Tag Value	Described in
ComponentId	TAG_ORB_TYPE = 0	<i>CORBA 3.1, Part 2 - ORB Interoperability Architecture</i> clause.
ComponentId	TAG_CODE_SETS = 1	<i>CORBA 3.1, Part 2 - ORB Interoperability Architecture</i> clause.
ComponentId	TAG_POLICIES = 2	<i>CORBA 3.1, Part 1 - CORBA Messaging</i> clause.
ComponentId	TAG_ALTERNATE_IOP_ADDRESS = 3	<i>CORBA 3.1, Part 2 - General Inter-ORB Protocol</i> clause.
ComponentId	TAG_COMPLETE_OBJECT_KEY = 5	<i>The DCE ESIOP</i> clause: see CORBA, v3.0.3.
ComponentId	TAG_ENDPOINT_ID_POSITION = 6	<i>The DCE ESIOP</i> clause: see CORBA, v3.0.3.
ComponentId	TAG_LOCATION_POLICY = 12	<i>The DCE ESIOP</i> clause: see CORBA, v3.0.3.
ComponentId	TAG_ASSOCIATION_OPTIONS = 13	Security Service specification.
ComponentId	TAG_SEC_NAME = 14	
ComponentId	TAG_SPKM_1_SEC_MECH = 15	
ComponentId	TAG_SPKM_2_SEC_MECH = 16	
ComponentId	TAG_KerberosV5_SEC_MECH = 17	
ComponentId	TAG_CSI_ECMA_Secret_SEC_MECH = 18	
ComponentId	TAG_CSI_ECMA_Hybrid_SEC_MECH = 19	
ComponentId	TAG_SSL_SEC_TRANS = 20	
ComponentId	TAG_CSI_ECMA_Public_SEC_MECH = 21	
ComponentId	TAG_GENERIC_SEC_MECH = 22	
ComponentId	TAG_FIREWALL_TRANS = 23	Firewall Traversal specification (ptc/04-03-01)
ComponentId	TAG_SCCP_CONTACT_INFO = 24	CORBA/TC Interworking and SCCP Inter-ORB Protocol specification.
ComponentId	TAG_JAVA_CODEBASE = 25	Java to IDL Language Mapping specification.
ComponentId	TAG_TRANSACTION_POLICY = 26	Object Transaction Service specification.
ComponentId	TAG_FT_GROUP= 27	<i>Fault Tolerant CORBA</i> clause: see CORBA, v3.0.3.
ComponentId	TAG_FT_PRIMARY= 28	<i>Fault Tolerant CORBA</i> clause: see CORBA, v3.0.3.
ComponentId	TAG_FT_HEARTBEAT_ENABLED = 29	<i>Fault Tolerant CORBA</i> clause: see CORBA, v3.0.3.
ComponentId	TAG_MESSAGE_ROUTERS = 30	<i>This Part of this International Standard - CORBA Messaging</i> clause.
ComponentId	TAG_OTS_POLICY = 31	Object Transaction Service specification.
ComponentId	TAG_INV_POLICY = 32	Object Transaction Service specification.
ComponentId	TAG_CSI_SEC_MECH_LIST = 33	<i>Part 2 of this International Standard - Secure Interoperability</i> clause
ComponentId	TAG_NULL_TAG = 34	<i>Part 2 of this International Standard - Secure Interoperability</i> clause

Tag Name	Tag Value	Described in
ComponentId	TAG_SECIOP_SEC_TRANS = 35	<i>Part 2 of this International Standard - Secure Interoperability clause</i>
ComponentId	TAG_TLS_SEC_TRANS = 36	<i>Part 2 of this International Standard - Secure Interoperability clause</i>
ComponentId	TAG_ACTIVITY_POLICY = 37	Additional Structuring Mechanisms for the OTS.
ComponentId	TAG_RMI_CUSTOM_MAX_STREAM_FORMAT = 38	Java to IDL Language Mapping specification.
ComponentId	TAG_GROUP = 39	<i>Part 2 of this International Standard - Unreliable Multicast clause</i>
ComponentId	TAG_GROUP_IIOF = 40	<i>Part 2 of this International Standard - Unreliable Multicast clause</i>
ComponentId	TAG_PASSTHRU_TRANS = 41	Firewall Traversal (ptc/04-03-01)
ComponentId	TAG_FIREWALL_PATH = 42	Firewall Traversal (ptc/04-03-01)
ComponentId	TAG_IIOF_SEC_TRANS = 43	Firewall Traversal (ptc/04-03-01)
ComponentId	TAG_HOME_LOCATION_INFO = 44	Telecom Wireless specification.
ComponentId	TAG_DCE_STRING_BINDING = 100	<i>The DCE ESIOP clause: see Part 2 of this International Standard</i>
ComponentId	TAG_DCE_BINDING_NAME = 101	<i>The DCE ESIOP clause: see Part 2 of this International Standard.</i>
ComponentId	TAG_DCE_NO_PIPES = 102	<i>The DCE ESIOP clause: see Part 2 of this International Standard</i>
ComponentId	TAG_DCE_SEC_MECH = 103	Security Service specification.
ComponentId	TAG_INET_SEC_TRANS = 123	Security Service specification.

A.5 Policy Type Tags

The table below lists the standard policy types that are defined by various parts of CORBA and CORBA Services in this version of CORBA/IIOP.

Policy Type	Policy Interface	Defined in	Uses create_policy
SecClientInvocationAccess = 1	SecurityAdmin::AccessPolicy	Security Service specification.	N
SecTargetInvocationAccess = 2	SecurityAdmin::AccessPolicy		N
SecApplicationAccess = 3	SecurityAdmin::AccessPolicy		N
SecClientInvocationAudit = 4	SecurityAdmin::AuditPolicy		N
SecTargetInvocationAudit = 5	SecurityAdmin::AuditPolicy		N
SecApplicationAudit = 6	SecurityAdmin::AuditPolicy		N
SecDelegation = 7	SecurityAdmin::Delegation Policy		N
SecClientSecureInvocation = 8	SecurityAdmin::SecureInvocationPolicy		N
SecTargetSecureInvocation = 9	SecurityAdmin::SecureInvocationPolicy		N
SecNonRepudiation = 10	NRService::NRPoly		N
SecConstruction = 11	CORBA::SecConstruction	<i>CORBA 3.1, Part 1 - ORB Interface clause</i>	N
SecMechanismPolicy = 12	SecurityLevel2::MechanismPolicy	Security Service specification.	Y
SecInvocationCredentialsPolicy = 13	SecurityLevel2::InvocationCredentials Policy		Y
SecFeaturesPolicy = 14	SecurityLevel2::FeaturesPolicy		Y
SecQOPPolicy = 15	SecurityLevel2::QOPPolicy		Y
THREAD_POLICY_ID = 16	PortableServer::ThreadPolicy	<i>CORBA 3.1, Part 1 - Portable Object Adapter clause</i>	Y
LIFESPAN_POLICY_ID = 17	PortableServer::LifespanPolicy		Y
ID_UNIQUENESS_POLICY_ID = 18	PortableServer::IdUniquenessPolicy		Y
ID_ASSIGNMENT_POLICY_ID = 19	PortableServer::IdAssignmentPolicy		Y
IMPLICIT_ACTIVATION_POLICY_ID = 20	PortableServer::ImplicitActivationPolicy		Y
SERVENT_RETENTION_POLICY_ID = 21	PortableServer::ServentRetentionPolicy		Y
REQUEST_PROCESSING_POLICY_ID = 22	PortableServer::RequestProcessingPolicy		Y

Policy Type	Policy Interface	Defined in	Uses create_policy
REBIND_POLICY_TYPE = 23	Messaging::RebindPolicy	<i>CORBA 3.1, Part 1 - CORBA Messaging</i> clause	Y
SYNC_SCOPE_POLICY_TYPE = 24	Messaging::SyncScopePolicy		Y
REQUEST_PRIORITY_POLICY_TYPE = 25	Messaging::RequestPriorityPolicy		Y
REPLY_PRIORITY_POLICY_TYPE = 26	Messaging::ReplyPriorityPolicy		Y
REQUEST_START_TIME_POLICY_TYPE = 27	Messaging::RequestStartTimePolicy		Y
REQUEST_END_TIME_POLICY_TYPE = 28	Messaging::RequestEndTimePolicy		Y
REPLY_START_TIME_POLICY_TYPE = 29	Messaging::ReplyStartTimePolicy		Y
REPLY_END_TIME_POLICY_TYPE = 30	Messaging::ReplyEndTimePolicy		Y
RELATIVE_REQ_TIMEOUT_POLICY_TYPE = 31	Messaging::RelativeRequestTimeoutPolicy		Y
RELATIVE_RT_TIMEOUT_POLICY_TYPE = 32	Messaging::RelativeRoundtripTimeoutPolicy		Y
ROUTING_POLICY_TYPE = 33	Messaging::RoutingPolicy		Y
MAX_HOPS_POLICY_TYPE = 34	Messaging::MaxHopsPolicy		Y
QUEUE_ORDER_POLICY_TYPE = 35	Messaging::QueueOrderPolicy		Y
FIREWALL_POLICY_TYPE = 36	Firewall::FirewallPolicy	Firewall Traversal specification: (ptc/04-03-01)	Y
BIDIRECTIONAL_POLICY_TYPE = 37	BiDirPolicy::BidirectionalPolicy	<i>Part 2 of this International Standard - General Inter-ORB Protocol</i> clause	Y
SecDelegationDirectivePolicy = 38	SecurityLevel2::DelegationDirectivePolicy	Security Service specification.	Y
SecEstablishTrustPolicy = 39	SecurityLevel2::EstablishTrustPolicy		Y
PRIORITY_MODEL_POLICY_TYPE = 40	RTCORBA::PriorityModelPolicy	Real-Time CORBA specification.	Y
THREADPOOL_POLICY_TYPE = 41	RTCORBA::ThreadpoolPolicy		Y
SERVER_PROTOCOL_POLICY_TYPE = 42	RTCORBA::ServerProtocolPolicy		Y
CLIENT_PROTOCOL_POLICY_TYPE = 43	RTCORBA::ClientProtocolPolicy		Y
PRIVATE_CONNECTION_POLICY_TYPE = 44	RTCORBA::PrivateConnectionpolicy		Y
PRIORITY_BANDED_CONNECTION_POLICY_TYPE = 45	RTCORBA::PriorityBandedConnectionPolicy		Y
TransactionPolicyType = 46	CosTransactions::TransactionPolicy	Object Transaction Service specification.	Y
REQUEST_DURATION_POLICY_TYPE = 47		<i>Fault Tolerant CORBA: see CORBA, v3.0.3.</i>	

Policy Type	Policy Interface	Defined in	Uses create_policy
HEARTBEAT_POLICY_TYPE = 48		<i>Fault Tolerant CORBA: see CORBA, v3.0.3.</i>	
HEARTBEAT_ENABLED_POLICY_TYPE = 49			
IMMEDIATE_SUSPEND_POLICY_TYPE = 50	valuetype MessageRouting::ImmediateSuspend	<i>CORBA 3.1, Part 1 - CORBA Messaging clause</i>	N
UNLIMITED_PING_POLICY_TYPE = 51	valuetype MessageRouting::UnlimitedPing		N
LIMITED_PING_POLICY_TYPE = 52	valuetype MessageRouting::LimitedPing		N
DECAY_POLICY_TYPE = 53	valuetype MessageRouting::DecayPolicy		N
RESUME_POLICY_TYPE = 54	valuetype MessageRouting::ResumePolicy		N
INVOCATION_POLICY_TYPE = 55	CosTransactions::InvocationPolicy	Object Transaction Service specification.	Y
OTS_POLICY_TYPE = 56	CosTransactions::OTSPolicy		Y
NON_TX_TARGET_POLICY_TYPE = 57	CosTransactions::NonTxTargetPolicy		Y
ActivityPolicyType = 58	CORBA::PolicyType	Additional Structuring Mechanisms for the OTS.	Y
OSA_MANAGER_POLICY = 59		Security Domain Membership (orbos/01-06-01)	
ODM_MANAGER_POLICY = 60			
PATH_SELECTION_POLICY_TYPE = 61		Firewall Traversal specification (ptc/04-03-01)	
PATH_INSERTION_POLICY_TYPE = 62			
PROCESSING_MODE_POLICY_TYPE = 63		<i>CORBA 3.1, Part 1 - Portable Interceptor clause</i>	
COMPRESSION_ENABLING_POLICY_ID = 64	ZIOP::CompressionEnablingPolicy		Y
COMPRESSOR_ID_LEVEL_LIST_POLICY_ID = 65	ZIOP::CompressionIdLevelListPolicy		Y
COMPRESSION_LOW_VALUE_POLICY_ID = 66	ZIOP::CompressionLowValuePolicy		Y
COMPRESSION_MIN_RATIO_POLICY_ID = 67	ZIOP::CompressionMinRatioPolicy		Y

A.6 Exception Codes

If an exception that is to be raised for an error condition does not explicitly specify a specific standard minor code for that error condition, implementations can either use a minor code of zero, or use a vendor-specific minor code to convey more detail about the error.

The following table specifies standard minor exception codes that have been assigned for the standard system exceptions. The actual value that is to be found in the **minor** field of the **ex_body** structure is obtained by or-ing the values in this table with the **OMGVMCID** constant. For example “Missing local value implementation” for the exception **NO_IMPLEMENT** would be denoted by the **minor** value **0x4f4d0001**.

SYSTEM EXCEPTION	MINOR CODE	EXPLANATION
ACTIVITY_COMPLETED	1	Activity context completed through timeout, or in some way other than requested.
ACTIVITY_REQUIRED	1	Calling thread lacks required activity context.
BAD_CONTEXT	1	IDL context not found.
	2	No matching IDL context property.

SYSTEM EXCEPTION	MINOR CODE	EXPLANATION
BAD_INV_ORDER	1	Dependency exists in IFR preventing destruction of this object.
	2	Attempt to destroy indestructible objects in IFR.
	3	Operation would deadlock.
	4	ORB has shutdown
	5	Attempt to invoke send or invoke operation of the same Request object more than once.
	6	Attempt to set a servant manager after one has already been set.
	7	ServerRequest::arguments called more than once or after a call to ServerRequest::set_exception .
	8	ServerRequest::ctx called more than once or before ServerRequest::arguments or after ServerRequest::ctx , ServerRequest::set_result or ServerRequest::set_exception .
	9	ServerRequest::set_result called more than once or before ServerRequest::arguments or after ServerRequest::set_result or ServerRequest::set_exception .
	10	Attempt to send a DII request after it was sent previously.
	11	Attempt to poll a DII request or to retrieve its result before the request was sent.
	12	Attempt to poll a DII request or to retrieve its result after the result was retrieved previously.
	13	Attempt to poll a synchronous DII request or to retrieve results from a synchronous DII request.
	14	Invalid portable interceptor call.
	15	Service context add failed in portable interceptor because a service context with the given id already exists.
	16	Registration of PolicyFactory failed because a factory already exists for the given PolicyType .

SYSTEM EXCEPTION	MINOR CODE	EXPLANATION
	17	POA cannot create POAs while undergoing destruction
	18	Attempt to reassign priority.
	19	An OTS/XA integration xa_start call returned XAER_OUTSIDE .
	20	An OTS/XA integration xa_ call returned XAER_PROTO .
	21	Transaction context of request and client threads do not match in interceptor.
	22	Poller has not returned any response yet.
	23	Registration of TaggedProfileFactory failed because a factory already exists for the given id.
	24	Registration of TaggedComponentFactory failed because a factory already exists for the given id.
	25	Iteration has no more elements.
	26	Invocation of this operation not allowed in post_init.
BAD_OPERATION	1	ServantManager returned wrong servant type.
	2	Operation or attribute not known to target object

SYSTEM EXCEPTION	MINOR CODE	EXPLANATION
BAD_PARAM	1	Failure to register, unregister, or lookup value factory.
	2	RID already defined in IFR.
	3	Name already used in the context in IFR.
	4	Target is not a valid container.
	5	Name clash in inherited context.
	6	Incorrect type for abstract interface.
	7	string_to_object conversion failed due to bad scheme name.
	8	string_to_object conversion failed due to bad address.
	9	string_to_object conversion failed due to bad bad schema specific part.
	10	string_to_object conversion failed due to non specific reason.
	11	Attempt to derive abstract interface from non-abstract base interface in the Interface Repository.
	12	Attempt to let a ValueDef support more than one non-abstract interface in the Interface Repository.
	13	Attempt to use an incomplete TypeCode as a parameter.
	14	Invalid object id passed to POA::create_reference_by_id .
	15	Bad name argument in TypeCode operation.
	16	Bad RepositoryId argument in TypeCode operation.
	17	Invalid member name in TypeCode operation.
	18	Duplicate label value in create_union_tc .
	19	Incompatible TypeCode of label and discriminator in create_union_tc .
	20	Supplied discriminator type illegitimate in create_union_tc .
	21	Any passed to ServerRequest::set_exception does not contain an exception.
	22	Unlisted user exception passed to ServerRequest::set_exception .
	23	wchar transmission code set not in service context.
	24	Service context is not in OMG-defined range.
	25	Enum value out of range.
	26	Invalid service context Id in portable interceptor.
	27	Attempt to call register_initial_reference with a null Object .
	28	Invalid component Id in portable interceptor.
	29	Invalid profile Id in portable interceptor.

SYSTEM EXCEPTION	MINOR CODE	EXPLANATION
	30	Two or more Policy objects with the same PolicyType value supplied to Object::set_policy_overrides or PolicyManager::set_policy_overrides .
	31	Attempt to define a oneway operation with non-void result, out or inout parameters or user exceptions.
	32	DII asked to create request for an implicit operation.
	33	An OTS/XA integration xa_ call returned XAER_INVALID .
	34	Union branch modifier called with bad case label discriminator.
	35	Illegal IDL context property name.
	36	Illegal IDL property search string.
	37	Illegal IDL context name.
	38	Non-empty IDL context.
	39	Unsupported RMI/IDL custom value type stream format.
	40	ORB output stream does not support ValueOutputStream interface.
	41	ORB input stream does not support ValueInputStream interface.
	42	Character support limited to ISO 8859-1 for this object reference.
	43	Attempt to add a Pollable to a second PollableSet.
BAD_TYPECODE	1	Attempt to marshal incomplete TypeCode .
	2	Member type code illegitimate in TypeCode operation.
	3	Illegal parameter type.
CODESET_INCOMPATIBLE	1	Codeset negotiation failed.
	2	Codeset delivered in CodeSetContext is not supported by server as transmission codeset.
DATA_CONVERSION	1	Character does not map to negotiated transmission code set.
	2	Failure of PriorityMapping object.
IMP_LIMIT	1	Unable to use any profile in IOR.
INITIALIZE	1	Priority range too restricted for ORB.
INTERNAL	1	An OTS/XA integration xa_ call returned XAER_RMERR .
	2	An OTS/XA integration xa_ call returned XAER_RMFAIL .
INTF_REPOS	1	Interface Repository not available
	2	No entry for requested interface in Interface Repository
INVALID_ACTIVITY	1	Transaction or Activity resumed in wrong context, or invocation incompatible with Activity's current state.
INV_OBJREF	1	wchar Code Set support not specified.
	2	Codeset component required for type using wchar or wstring data

SYSTEM EXCEPTION	MINOR CODE	EXPLANATION
INV_POLICY	1	Unable to reconcile IOR specified policy with effective policy override.
	2	Invalid PolicyType .
	3	No PolicyFactory has been registered for the given PolicyType .
MARSHAL	1	Unable to locate value factory.
	2	ServerRequest::set_result called before ServerRequest::ctx when the operation IDL contains a context clause.
	3	NVList passed to ServerRequest::arguments does not describe all parameters passed by client.
	4	Attempt to marshal Local object.
	5	wchar or wstring data erroneously sent by client over GIOP 1.0 connection
	6	wchar or wstring data erroneously returned by server over GIOP 1.0 connection.
	7	Unsupported RMI/IDL custom value type stream format.
NO_IMPLEMENT	1	Missing local value implementation.
	2	Incompatible value implementation version.
	3	Unable to use any profile in IOR.
	4	Attempt to use DII on Local object.
	5	Biomolecular Sequence Analysis iterator cannot be reset.
	6	Biomolecular Sequence Analysis metadata is not available as XML.
	7	Genomic Maps iterator cannot be rest.
	8	Operation not implemented in local object.
NO_RESOURCES	1	Portable Interceptor operation not supported in this binding.
	2	No connection for request's priority.
NO_RESPONSE	1	Reply is not available immediately in a non-blocking call.
OBJ_ADAPTER	1	System exception in AdapterActivator::unknown_adapter .
	2	Incorrect servant type returned by servant manager.
	3	No default servant available [POA policy].
	4	No servant manager available [POA Policy].
	5	Violation of POA policy by ServantActivator::incarnate .
	6	Exception in PortableInterceptor::IORInterceptor.components_established .
	7	Null servant returned by servant manager

SYSTEM EXCEPTION	MINOR CODE	EXPLANATION
OBJECT_NOT_EXIST	1	Attempt to pass an unactivated (unregistered) value as an object reference.
	2	Failed to create or locate Object Adapter.
	3	Biomolecular Sequence Analysis Service is no longer available.
	4	Object Adapter inactive.
	5	This Poller has already delivered a reply to some client.
TIMEOUT	1	Reply is not available in the Poller by the timeout set for it.
	2	End time specified in RequestEndTimePolicy or RelativeRequestTimeoutPolicy has expired.
	3	End time specified in ReplyEndTimePolicy or RelativeReplyTimeoutPolicy has expired.
TRANSACTION_ROLLEDBACK	1	An OTS/XA integration xa_ call returned XAER_RB .
	2	An OTS/XA integration xa_ call returned XAER_NOTA .
	3	OTS/XA integration end was called with success set to TRUE while transaction rollback was deferred.
	4	Deferred transaction rolled back.
TRANSIENT	1	Request discarded because of resource exhaustion in POA , or because POA is in discarding state.
	2	No usable profile in IOR.
	3	Request cancelled.
	4	POA destroyed.
UNKNOWN	1	Unlisted user exception received by client.
	2	Non-standard System Exception not supported.
	3	An unknown user exception received by a portable interceptor.

A.7 Identity Tokens

The following identity tokens are defined in the Security Context clause (*Part 2 of this International Standard*) and the Firewall Traversal specification (ptc/04-03-01). These tokens must be powers of two.

- ITTAbsent = 0;
- ITTAnonymous = 1;
- ITTPrincipalName = 2;
- ITTX509CertChain = 4;
- ITTDistinguishedName = 8;
- ITTCompoundToken = 16;